


State court caseload statistics:

Annual Report, 1977



CONFERENCE OF STATE COURT ADMINISTRATORS • ALABAMA • ALASKA • ARIZONA • AR
CALIFORNIA • COLORADO • CONNECTICUT • DELAWARE • DISTRICT OF COLUMBIA •
GEORGIA • HAWAII • IDAHO • ILLINOIS • INDIANA • IOWA • KANSAS • KENTUCKY • LO
MAINE • MARYLAND • MASSACHUSETTS • MICHIGAN • MINNESOTA • MISSISSIPPI • M
MONTANA • NEBRASKA • NEVADA • NEWHAMPSHIRE • NEWJERSEY • NEWMEXICO • NE
NORTH CAROLINA • NORTH DAKOTA • OHIO • OKLAHOMA • OREGON • PENNSYLVANIA •
ISLAND • SOUTH CAROLINA • SOUTH DAKOTA • TENNESSEE • TEXAS • UTAH • V
VIRGINIA • WASHINGTON • WEST VIRGINIA • WISCONSIN • WYOMING • ALABAMA • ALA
ARKANSAS • CALIFORNIA • COLORADO • CONNECTICUT • DELAWARE • DISTRICT OF C
FLORIDA • GEORGIA • HAWAII • IDAHO • ILLINOIS • INDIANA • IOWA • KANSAS • KEN
LOUISIANA • MAINE • MARYLAND • MASSACHUSETTS • MICHIGAN • MINNESOTA • MIS
MISSOURI • MONTANA • NEBRASKA • NEVADA • NEW HAMPSHIRE • NEW JERSEY • NEW
NEW YORK • NORTH CAROLINA • NORTH DAKOTA • OHIO • OKLAHOMA • OREGON • PE
PUERTORICO • RHODEISLAND • SOUTH CAROLINA • SOUTH DAKOTA • TENNESSEE • TEXAS
UTAH • VIRGINIA • WASHINGTON • WEST VIRGINIA • WISCONSIN • WYOMING • ALABAMA

NATIONAL CENTER
FOR STATE COURTS

National Courts Statistics Project
November, 1982

I M P O R T A N T

We have provided an evaluation sheet at the end of this publication. It will assist us in improving future reports if you complete and return it at your convenience.

This project was supported by Federal Grant No. 82BJ-CX-K014 awarded to the National Center for State Courts, Williamsburg, Virginia, by the Bureau of Justice Statistics (BJS), U.S. Department of Justice, under the Omnibus Crime Control and Safe Streets Act of 1968, as amended. The National Court Statistics Project is directed by Victor E. Flango for the National Center for State Courts and monitored by Carla K. Gaskins for BJS. Points of view or opinions stated in this document are those of the author and do not necessarily represent the official position or policies of the U.S. Department of Justice.

Copyright © 1982 by National Center for State Courts
Printed in United States of America

National Center Publication No. R-0078

This State Court Caseload Statistics Annual Report, 1977 is the third in a series of documents containing statistical caseload data compiled from the annual reports of each state court system and from other available data. It is the result of the cooperative effort of the National Center for State Courts and the Conference of State Court Administrators (COSCA) to develop within the National Center a national database of state court caseload statistics.

The National Court Statistics Project (NCSP) continues to expand the scope of its activities and capabilities, shifting its focus from data collection and publication to the analysis of these data for the benefit of the courts community. This yearly Annual Report, however, will continue to be the principal project publication. From year to year the data contained in it demonstrate the gradual improvement and increasing quality of court data.

The Conference of State Court Administrators (COSCA) has continued to give its support to the National Court Statistics Project in its efforts to establish within the National Center for State Courts (NCSC) the capability of gathering, analyzing, and disseminating statistical information on each state court system in the nation. The project has been made a cooperative effort between COSCA and the NCSC by giving policy control and direction over the project to a committee of state court administrators selected from COSCA.

This third edition of the Annual Report has undergone some major format changes from that used for previous editions. These changes were made to emphasize the data that are available. Although the contents and manner of presentation of the summary tables contained in Part I of the report are not identical to those contained in previous editions of the report, the reader who is interested in tracking the same data elements from


The National Center has been assisted in the production of the Annual Report by state and local-level court personnel from across the country who provide the raw data for it. The assistance and leadership of COSCA and especially the COSCA-NCSP Committee, chaired successively by Bert Montague, Larry Polansky, and now by Walter Kane, while this report was under production, have been responsible for providing guidance to project staff, helping to find ways to present these data in a way that is both comprehensive and comprehensible.



Edward B. McConnell
Executive Director
National Center for State Courts

year to year should not have any difficulty locating the comparable figure in each edition of the report.

As always, we must caution the reader of this report to pay close attention to all the indications of the completeness and comparability of data, and to read the introduction to the report where the methodology used to construct the report and the limitations on its use are set out. An inspection of the three currently available editions of the report should demonstrate to the reader that the quality and quantity of court-related data continue to improve.



Walter J. Kane, Chairman
COSCA-NCSP Committee
Conference of State Court
Administrators

Conference of State Court Administrators National Court Statistics Project Committee

Walter J. Kane, Chairman (1982)
State Court Administrator, Rhode Island

Larry P. Polansky, Chairman (1981 to 1982)
Executive Officer of the District
of Columbia Courts

Bert M. Montague, Chairman (1979 to 1981)
Administrative Director, Administrative
Office of the Courts, North Carolina

Alexander F. Barbieri (1977 to present)
State Court Administrator, Pennsylvania

Elizabeth D. Belshaw (1977 to 1979 and
1981 to present)
State Court Administrator, Oregon

William G. Bohn (1982 to present)
State Court Administrator, North Dakota

Hugh M. Collins (1982 to present)
Deputy Judicial Administrator, Louisiana

Roy O. Gulley (1978 to present)
Director, Administrative Office of the Courts,
Illinois

Laurence C. Harmon (1979 to 1981)
State Court Administrator, Minnesota

Jan H. Schultz (1982)
Manager of Agency Information Systems, Alabama

James D. Thomas (1979 to 1982)
State Court Administrator, Colorado

Eulalio A. Torres (1980 to 1982)
Administrative Director of the Court,
Puerto Rico

National Center for State Courts Board of Directors

Chief Judge Lawrence H. Cook, President
Court of Appeals of New York

Chief Justice Joe R. Greenhill, President-elect
Supreme Court of Texas

Lester Earl Cingcade, Vice-President
Administrative Director of the Courts, Hawaii

Vice Chief Justice B. Don Barnes
Supreme Court of Oklahoma

Judge Dorothy T. Beasley
State Court of Fulton County, Georgia

Judge George C. Berry
Probate Court, Missouri

Presiding Judge Robert C. Broomfield
Superior Court of Maricopa County, Arizona

Judge Mercedes F. Deiz
Circuit Court of Oregon

Chief Judge Ralph J. Erickstad
Supreme Court of North Dakota

Haliburton Fales, 2d
White and Case, New York

Chief Justice William H. D. Fones
Supreme Court of Tennessee

Linwood Holton
Vice-President and General Counsel
American Council of Life Insurance, D.C.

Judge Wilfred W. Nuernberger
Separate Juvenile Court of Lancaster County,
Nebraska

Presiding Justice John T. Racanelli
Court of Appeal, California

Chief Justice William S. Richardson
Supreme Court of Hawaii

Judge Kaliste J. Saloom, Jr.
City Court of Lafayette, Louisiana

Presiding Judge Leo M. Spellacy
Court of Common Pleas of Cuyahoga County,
Ohio

Charles H. Starrett, Jr.
Court Administrator, Court of Common
Pleas of Allegheny County, Pennsylvania

James D. Thomas
State Court Administrator, Colorado

Executive Director: Edward B. McConnell

National Court Statistics Project Staff

Victor E. Flango, Project Director
Nora F. Blair, Staff Associate
Mary Louise Clifford, Staff Associate
Mary E. Elsner, Staff Associate
J. Michael Gray, Legal Research Assistant
Patrick W. Herman, Legal Research Assistant
Brenda W. Jones, Project Secretary

Brenda N. Snyder, Word Processing Supervisor
Patricia H. Maddox, Word Processing Secretary
Lynn C. Adams, Word Processing Secretary
Judith A. Brown, Word Processing Secretary

Acknowledgments

The preparation of State Court Caseload Statistics: Annual Report, 1977 has been supervised and greatly assisted by the committee appointed from the membership of the Conference of State Court Administrators (COSA). The committee members have given generously of their time, talent, and experience, and their participation has been invaluable to the project staff. The positive control exerted by COSA through this committee, using a review and approval process, has greatly enhanced the quality of this report.

The COSA NCSP Committee members, however, are not the only COSA members whose assistance has been vital to the production of this document. The administrators and their staff in all the 50 states, the District of Columbia, Guam, and Puerto Rico have provided the project with whatever research materials they had available, both published and unpublished, and they have been consistently patient and helpful in answering written and telephoned inquiries for more data or for explanations of the data provided. Their continuing support of the development of a national data base of state court statistics within the National Center for

State Courts is the crucial element in determining the quality of the statistics that are being gathered.

Also directly responsible for many improvements in the current edition of the Annual Report over previous editions of the series are the members of the Methodological Review Panel who reviewed previous editions of the Annual Report series and recommended changes that could be made to improve it. Many of these recommendations have been incorporated into the current report.

The members of the National Conference of Appellate Court Clerks are another indispensable source of much-needed data. The clerks volunteered to provide and verify appellate court data that in many states are unavailable from any other source. Their assistance has been invaluable in increasing both the quantity and the quality of appellate court data available to the project.

The National Court Statistics Project staff would like to recognize and thank all these many individuals who have contributed to this third in the series of annual reports on state court caseload statistics.

Highlights

Substantial effort by the National Court Statistics Project (NCSP) staff and the Conference of State Court Administrators NCSP Committee was required to develop a methodology for displaying nationwide state court caseload for the first annual report, published in 1979 to cover the 1975 court year. During preliminary attempts to aggregate available statistics into specific groupings, it became obvious that any realistic compilation must have a structure derived from, not superimposed upon, the data reported by the states. The second annual report, published in 1980, reflected that orientation and emphasis, with augmentations made to better display the data and to accommodate the addition of limited jurisdiction data. In this, the third edition of the Annual Report series, the summary tables were extensively revised to reflect recommendations made by members of the Methodological Review Panel. The summary statistics as presented here reflect the existing situation in state court statistics and are presented in a format designed to increase their usefulness.

For the reader of this document, cautionary notes necessarily abound. Because of many state-to-state variations in the kinds of data reported, the summary tables in this annual report do not permit extensive, valid, direct comparisons of caseload among states without careful examination of all the factors involved in assuring that the data are comparable. Variations in data availability, court organization, subject matter jurisdiction, definitions of case types and units of count, reporting periods, and the degrees of completeness and accuracy of data all combine to make cross-jurisdictional comparisons extremely complex. These variations are discussed in general terms in the introduction to the report on pages 1 through 9. The limitations on analysis section (pages 6 and 7) provides an indication of the kinds of analysis that can and cannot be made with the data in this report.

Comparisons between the 1977 data contained in this report and the 1975 and 1976 data contained in the first two reports in this series should be made only after careful examination of the factors mentioned above to ascertain that these factors have not changed for the courts of interest.

Production of the Annual Report series is an evolutionary process with the long-term goal of improvement of the statistical series being foremost for the National Court Statistics Project. This process is discussed on pages 12 through 13 with the dynamics for improvement and interrelationships of project documents being discussed on pages 13 through 15.

The report is divided into two parts, each with its own purpose. The summary statistical tables in Part I were constructed from the individual court profiles for all the states found in Part II. Users of the report may wish to locate a summary table of interest, for example, one containing caseload inventory data for domestic rela-

tions cases in Part I. An examination of the data contained in the table may stimulate some questions which may be answered in part by reference to either the court organization charts or individual court profiles contained in Part II. Another approach would be to first examine a court profile in Part II of the document, and then turn to the associated summary tables in Part I to compare caseload volume of other courts with similar jurisdiction to that of the court of interest. Depending on the interest of the user, one can proceed from the general to the specific or vice versa.

This two-part structure for the document made it necessary that its preparation proceed in stages. Data were first compiled into nationwide volume statistics (beginning pending, filed, disposed, and end pending), and then the volume statistics were broken down where possible into broad category classifications, chosen to reflect the kinds of data being reported by the states. This approach required initial preparation of an overview court organization chart and an individual statistical profile for each state's appellate and trial courts. The resulting documentation makes up Part II of this report (pages to).

Data availability has improved greatly from the first half of this century, when the first national compilation of caseload data was attempted. This improvement in the quantity of available data has continued with significantly more data being reported for 1977 than for 1975 or 1976. Some gross volume data are displayed in this report for all appellate courts, for most of the trial courts of general jurisdiction, and for many of the trial courts of limited or special jurisdiction. However, the validity and reliability of much of the data reported has not been ascertained.

Several general observations can be made about the 1977 state court caseload data. First, in addition to the increase in data available, the number of cases filed in the courts has also increased from 1976 to 1977. The caseload estimates indicate that the number of cases filed per judge has increased. Most trial courts also reported increases in the number of filings from 1976 to 1977. Second, the courts have managed to handle this increase in filings fairly well with most courts disposing between 90 and 100 percent of the number of cases filed. A few courts disposed more cases than were filed. The disposition rates of less than 100 percent, however, mean that most courts are adding to their pending caseload. For courts reporting pending caseload, most had increases of less than 20 percent. Finally, for courts reporting pending and filed data, the number of cases pending at the end of the year as a percent of the number of cases filed was less than 50 percent for most courts of last resort, less than 70 percent for most intermediate appellate courts and for civil caseload in most trial courts, less than 50 percent for criminal caseload in most trial courts,

and less than 30 percent for traffic and juvenile caseflow in most trial courts.

The composition of the caseload of the courts is also of interest. In the appellate courts, the data available indicate that approximately 55 percent of the appeals filed in 1977 were civil appeals. For the trial courts in 1977 the caseload estimates indicate that of the 83 million cases filed, approximately 12.8 million were civil cases, 10.2 million were criminal cases, 59 million were traffic cases, and 1.3 million were juvenile cases.

The detail charts and statistical profiles in Part II are helpful references because they indicate not only the organization and subject matter jurisdiction of the courts in each state, but also the differences in reporting periods, units of count, and variations in case categories and classifications. They show at a glance how much data were available for comparison purposes.

Contents

	Page
Foreword	iii
Acknowledgments	v
Highlights	vi
List of figures	ix
List of tables	ix
List of state court statistical profiles	xii

Introduction

National Court Statistics Project	1
Methodology employed	1
Data sources	1
Scope of the report	1
Category classifications	2
Format used	2
Profiles	2
Summary tables	2
Footnotes	3
Verification of data	3
Limitations on use of data	3
Variations in court organization	4
Variations in subject matter jurisdiction	4
Variations in definitions	4
Variations in completeness and accuracy of data	6
Variations in reporting periods	6
Limitations on analysis	7
Statistical series continuing development	8
Dynamics of improvement	9

Part I: 1977 State court caseload summary statistics

Introduction	13
Measures of analysis used on summary tables	13
Disposed as a percent of filed	13
End pending as a percent of filed	13
Number change in pending caseload	13
Percent change in pending caseload	13
Filed per unit of population	13
Disposed and end pending per unit of population	13
Filed and disposed per judge	14
Appellate court summary statistics	14
Trial court summary statistics	33

Part II: State court statistical profiles

Explanation of contents of each profile	118
Prototype of state court system chart	119
Prototype of court of last resort or intermediate appellate court chart	120
Prototype of general, limited, or special jurisdiction court chart	122
State court profiles: Alabama through Wyoming	126

Appendices

Appendix A: Technical discussion of estimation procedure	453
Appendix B: Sources of 1977 state court caseload statistics	458

List of figures

	Page
Figure A: Civil case definition, for state courts not using the filing of a petition or complaint	4
Figure B: Criminal case unit of count, used by trial courts, by state	5
Figure C: Reporting periods for state courts, not using the calendar year, 1977	7

List of tables

Table 1: Reported and estimated national caseflow for courts of last resort, intermediate appellate courts, and all appellate courts, 1977. Estimated cases per judge and per 100,000 population	16
Table 2: Reported appellate court caseflow for courts of last resort, intermediate appellate courts, and all appellate courts, 1977. Number and percent change in pending. Number of courts of last resort and intermediate appellate courts. Number of judges in each appellate court. 1977 state population in thousands. Reported national totals with number of states reporting and percent of population represented	17
Table 3: Detailed category caseflow for courts of last resort, 1977. Appeals, original proceedings, requests to appeal, and total cases. Reported national totals with number of states reporting and percent of population represented	20
Table 4: Detailed category caseflow for intermediate appellate courts, 1977. Appeals, original proceedings, requests to appeal, and total cases. Reported national totals with number of states reporting and percent of population represented	22
Table 5: Caseflow for courts of last resort in states with intermediate appellate courts, 1977. State population. Disposed and end pending as a percent of filed. Number and percent change in pending. Filed and disposed per judge. Filed, disposed, and end pending per 100,000 population	23
Table 6: Caseflow for courts of last resort in states without intermediate appellate courts, 1977. State population. Disposed and end pending as a percent of filed. Number and percent change in pending. Filed and disposed per judge. Filed, disposed, and end pending per 100,000 population	24
Table 7: Caseflow for intermediate appellate courts, 1977. State population. Disposed and end pending as a percent of filed. Number and percent change in pending. Filed and disposed per judge. Filed, disposed, and end pending per 100,000 population	25
Table 8: Caseflow for appeals and requests to appeal (civil and criminal) and total cases for courts of last resort, 1977	26
Table 9: Caseflow for appeals and requests to appeal (civil and criminal) and total cases for intermediate appellate courts, 1977	28
Table 10: Time interval (days) data for courts of last resort and intermediate appellate courts, 1977. Courts grouped by beginning event point. Beginning event to briefs filed, to argument or submission, and to decision announced. Argument or submission to decision announced. Type of cases included and statistic type (mean or median)	29
Table 11: Filed cases for appellate courts, 1968-1977. Appellate courts reporting five or more years of cases filed data	30
Table 12: Number and percent change in filed cases year to year for appellate courts, 1968-1977. Appellate courts reporting five or more years of cases filed data	31
Table 13: Reported national caseflow (civil, criminal, traffic, juvenile, and total) in general jurisdiction, limited jurisdiction, and all trial courts, 1977. Estimated civil, criminal, juvenile, traffic, and total cases filed and disposed in all trial courts	34
Table 14: Reported general jurisdiction caseflow, 1977. Civil, criminal, traffic, juvenile, and total cases, with state population and number of judges	38
Table 15: Reported limited jurisdiction caseflow, 1977. Civil, criminal, traffic, juvenile, and total cases, with state population and number of judges	42
Table 16: General jurisdiction, limited jurisdiction, and all trial courts total caseflow, 1977. State population. Disposed and end pending as a percent of filed. Number and percent change in pending	50
Table 17: General jurisdiction, limited jurisdiction, and all trial courts civil caseflow, 1977. State population. Disposed and end pending as a percent of filed. Number and percent change in pending	54
Table 18: Composition of civil case filings in general jurisdiction courts, 1977. State and court. Civil case categories	56
Table 19: Composition of civil case dispositions in general jurisdiction courts, 1977. State and court. Civil case categories	58
Table 20: Tort caseflow for trial courts, 1977. State population. Courts reporting tort (auto, professional, product liability, and other tort) caseflow. Disposed and end pending as a percent of filed. Number and percent change in pending. Filed per 100,000 population	61

	Page
Table 21: Contract caseflow for trial courts, 1977. State population. Courts reporting contract caseflow. Disposed and end pending as a percent of filed. Number and percent change in pending. Filed per 100,000 population	62
Table 22: Small claims caseflow for trial courts, 1977. State population. Courts reporting small claims caseflow. Disposed and end pending as a percent of filed. Number and percent change in pending. Filed per 100,000 population	63
Table 23: Real property rights caseflow for trial courts, 1977. State population. Courts reporting real property rights caseflow. Disposed and end pending as a percent of filed. Number and percent change in pending. Filed per 100,000 population	64
Table 24: Domestic relations caseflow for trial courts, 1977. State population. Courts reporting domestic relations caseflow. Disposed and end pending as a percent of filed. Number and percent change in pending. Filed per 100,000 population	66
Table 25: Estate caseflow for trial courts, 1977. State population. Courts reporting estate caseflow. Disposed and end pending as a percent of filed. Number and percent change in pending. Filed per 100,000 population	68
Table 26: Mental health caseflow for trial courts, 1977. State population. Courts reporting mental health caseflow. Disposed and end pending as a percent of filed. Number and percent change in pending. Filed per 100,000 population	69
Table 27: Civil appeals caseflow for trial courts, 1977. State population. Courts reporting civil appeals caseflow. Disposed and end pending as a percent of filed. Number and percent change in pending. Filed per 100,000 population	70
Table 28: General jurisdiction, limited jurisdiction, and all trial courts criminal caseflow, 1977. State adult population within unit of count groupings. Disposed and end pending as a percent of filed. Number and percent change in pending	72
Table 29: Composition of criminal case filings in general jurisdiction courts, 1977. State and court. Criminal case categories	74
Table 30: Composition of criminal case dispositions in general jurisdiction courts, 1977. State and court. Criminal case categories	76
Table 31: Felony caseflow for general jurisdiction courts, 1977. State adult population within unit of count groupings. Courts reporting felony caseflow. Disposed and end pending as a percent of filed. Number and percent change in pending. Filed per 100,000 adult population	78
Table 32: Misdemeanor caseflow for trial courts, 1977. State adult population within unit of count groupings. Courts reporting misdemeanor caseflow. Disposed and end pending as a percent of filed. Number and percent change in pending. Filed per 100,000 adult population.	80
Table 33: Combined felony and misdemeanor caseflow, 1977. State adult population within unit of count groupings. Courts reporting felony, misdemeanor, or felony/misdemeanor caseflow. Disposed and end pending as a percent of filed. Number and percent change in pending. Filed per 100,000 adult population	82
Table 34: Ordinance violation caseflow for trial courts, 1977. State population within unit of count groupings. Courts reporting ordinance violations caseflow. Disposed and end pending as a percent of filed. Number and percent change in pending. Filed per 100,000 adult population	85
Table 35: Preliminary hearing caseflow for trial courts, 1977. State adult population within unit of count groupings. Courts reporting felony preliminary caseflow. Disposed and end pending as a percent of filed. Number and percent change in pending. Filed per 100,000 adult population	86
Table 36: Criminal appeals caseflow for trial courts, 1977. State adult population within unit of count groupings. Courts reporting criminal appeals caseflow. Disposed and end pending as a percent of filed. Number and percent change in pending. Filed per 100,000 adult population	87
Table 37: Criminal disposition types for trial courts, 1977. State adult population within unit of count groupings. Courts reporting criminal disposition types. Pleas, total convictions, trial convictions, acquitted, nolle prosequi, and dismissed. Each disposition type as a percent of criminal dispositions	88
Table 38: Criminal trial data for trial courts, 1977. State adult population within unit of count groupings. Courts reporting criminal trial data. Case categories included in data are listed. Trial definitions. Jury and non-jury trials as a percent of total trials. Jury, non-jury, and total trials as a percent of criminal dispositions	90
Table 39: General jurisdiction, limited jurisdiction, and all trial courts traffic caseflow, 1977. State population. Disposed and end pending as a percent of filed. Number and percent change in pending	94
Table 40: DWI/DUI caseflow for trial courts, 1977. State population. Courts reporting DWI/DUI caseflow. Disposed and end pending as a percent of filed. Number and percent change in pending. Filed per 100,000 population	96
Table 41: Other traffic violations caseflow for trial courts, 1977. State population. Courts reporting other traffic violations caseflow. Disposed and end pending as a percent of filed. Number and percent change in pending. Filed per 100,000 population . . .	97

	Page
Table 42: Traffic disposition types for trial courts, 1977. State population. Courts reporting traffic disposition type data. Pleas, violations bureau, bail or bond forfeitures, total convictions, trial convictions, acquitted, nolle prosequi, and dismissed. Each disposition type as a percent of traffic dispositions	98
Table 43: General jurisdiction, limited jurisdiction, and all trial courts juvenile caseflow, 1977. State juvenile population. Disposed and end pending as a percent of filed. Number and percent change in pending	100
Table 44: Criminal-type offense caseflow for trial courts, 1977. State juvenile population. Courts reporting criminal-type caseflow. Disposed and end pending as a percent of filed. Number and percent change in pending. Filed per 100,000 juvenile population	102
Table 45: Status offense caseflow for trial courts, 1977. State juvenile population. Courts reporting status offenses caseflow. Disposed and end pending as a percent of filed. Number and percent change in pending. Filed per 100,000 juvenile population	103
Table 46: Non-offense caseflow for trial courts, 1977. State juvenile population. Courts reporting non-offense caseflow. Disposed and end pending as a percent of filed. Number and percent change in pending. Filed per 100,000 juvenile population	104
Table 47: Jury trials for civil, criminal, traffic, juvenile, and total caseflow, 1977. State population. Courts reporting jury trial data. Civil, criminal, traffic, juvenile, and total dispositions. Jury trials as a percent of dispositions	106
Table 48: Filed cases (total, civil, criminal, and juvenile cases) for trial courts, 1968-1977. Trial courts reporting five or more years of cases filed data	109
Table 49: Number and percent change in filed cases (total, civil, criminal, and juvenile cases) year to year for trial courts, 1968-1977. Trial courts reporting five or more years of cases filed data	112

State Court Statistical Profiles

	Page		Page
Prototype			
State Court System, 1977	119	Arizona Superior Court--court of general jurisdiction.	141
Court of last resort or intermediate appellate court	120	Arizona Justices of the Peace--court of limited jurisdiction.	142
Court of general, limited, or special jurisdiction.	122	Arizona City Magistrates--court of limited jurisdiction.	142
Alabama		Arkansas	
Alabama Court System, 1977	126	Arkansas Court System, 1977.	144
Alabama Supreme Court--court of last resort.	127	Arkansas Supreme Court--court of last resort	145
Alabama Court of Civil Appeals--intermediate appellate court	128	Arkansas Circuit Court--court of general jurisdiction.	146
Alabama Court of Criminal Appeals--intermediate appellate court	129	Arkansas Chancery and Probate Court--court of general jurisdiction.	146
Alabama Circuit Court--court of general jurisdiction.	130	Arkansas Court of Common Pleas--court of limited jurisdiction.	147
Alabama District Court--court of limited jurisdiction.	131	Arkansas County Court--court of limited jurisdiction.	147
Alabama Probate Court--court of limited jurisdiction.	131	Arkansas Municipal Court--court of limited jurisdiction.	148
Alabama Municipal Court--court of limited jurisdiction.	131	Arkansas City Court, Police Court, and Justice of the Peace Court--courts of limited jurisdiction	148
Alaska		California	
Alaska Court System, 1977.	132	California Court System, 1977.	150
Alaska Supreme Court--court of last resort	133	California Supreme Court--court of last resort	151
Alaska Superior Court--court of general jurisdiction.	134	California Courts of Appeal--intermediate appellate court	152
Alaska District Court--court of limited jurisdiction.	136	California Superior Court--court of general jurisdiction.	153
Alaska Magistrates Court--court of limited jurisdiction.	137	California Municipal Court--court of limited jurisdiction.	154
Arizona		California Justice Court--court of limited jurisdiction.	155
Arizona Court System, 1977	138	Colorado	
Arizona Supreme Court--court of last resort.	139	Colorado Court System, 1977.	158
Arizona Court of Appeals--intermediate appellate court	140	Colorado Supreme Court--court of last resort	159

	Page		Page
Colorado Court of Appeals--intermediate appellate court	160	Georgia Justice of the Peace Court--court of limited jurisdiction.	191
Colorado District Court, Denver Superior Court, Denver Juvenile Court, and Denver Probate Court--court of general jurisdiction.	160	Georgia Recorder's Court, Mayor's Court, Municipal Court, City Council Court, Police Court, Criminal Court--court of limited jurisdiction.	191
Colorado Water Court--court of general jurisdiction.	162	Guam	
Colorado County Court--court of limited jurisdiction.	162	Guam Court System, 1977	192
Colorado Municipal Court--court of limited jurisdiction.	163	Superior Court--Court of general jurisdiction	193
Connecticut		Hawaii	
Connecticut Court System, 1977	164	Hawaii Court System, 1977.	194
Connecticut Supreme Court--court of last resort.	165	Hawaii Supreme Court--court of last resort	195
Connecticut Superior Court--court of general jurisdiction.	166	Hawaii Circuit Court--court of general jurisdiction.	196
Connecticut Court of Common Pleas--court of limited jurisdiction.	167	Hawaii Land Court--court of general jurisdiction.	198
Connecticut Probate Court--court of limited jurisdiction.	168	Hawaii Tax Appeal Court--court of general jurisdiction.	198
Connecticut Juvenile Court--court of limited jurisdiction.	168	Hawaii District Court--court of limited jurisdiction.	199
Delaware		Idaho	
Delaware Court System, 1977.	170	Idaho Court System, 1977	200
Delaware Supreme Court--court of last resort	171	Idaho Supreme Court--court of last resort.	201
Delaware Court of Chancery--court of general jurisdiction.	171	Idaho District Court--court of general jurisdiction.	202
Delaware Superior Court--court of general jurisdiction.	172	Idaho Magistrates Division of District Court--court of general jurisdiction	203
Delaware Court of Common Pleas--court of limited jurisdiction.	173	Illinois	
Municipal Court of Wilmington, Delaware--court of limited jurisdiction	173	Illinois Court System, 1977.	206
Delaware Family Court--court of limited jurisdiction.	174	Illinois Supreme Court--court of last resort	207
Delaware Justice of the Peace Court--court of limited jurisdiction.	174	Illinois Appellate Court--intermediate appellate court	208
Delaware Alderman's Court--court of limited jurisdiction.	175	Illinois Circuit Court--court of general jurisdiction.	209
District of Columbia		Indiana	
District of Columbia Court System, 1977.	176	Indiana Court System, 1977	212
District of Columbia Court of Appeals--court of last resort.	177	Indiana Supreme Court--court of last resort.	213
District of Columbia Superior Court--court of general jurisdiction	178	Indiana Court of Appeals--intermediate appellate court	214
Florida		Indiana Superior Court and Circuit Court--court of general jurisdiction	214
Florida Court System, 1977	180	Criminal Court of Marion County, Indiana--court of general jurisdiction	216
Florida Supreme Court--court of last resort.	181	Indiana County Court--court of limited jurisdiction.	216
Florida District Courts of Appeal--intermediate appellate court	182	Municipal Court of Marion County, Indiana--court of limited jurisdiction	217
Florida Circuit Court--court of general jurisdiction.	183	Indiana Probate Court--court of limited jurisdiction.	218
Florida County Court--court of limited jurisdiction.	184	Juvenile Court of Marion County, Indiana--court of limited jurisdiction	219
Georgia		Indiana City Court--court of limited jurisdiction.	219
Georgia Court System, 1977	186	Indiana Town Court--court of limited jurisdiction.	219
Georgia Supreme Court--court of last resort.	187	Indiana Justice of the Peace Court--court of limited jurisdiction.	219
Georgia Court of Appeals--intermediate appellate court	187	Small Claims Court of Marion County, Indiana--court of limited jurisdiction	219
Georgia Superior Court--court of general jurisdiction.	188	Iowa	
Georgia State Court and County Court--courts of limited jurisdiction	189	Iowa Court System, 1977.	220
Georgia Probate Court--court of limited jurisdiction.	190	Iowa Supreme Court--court of last resort	221
Georgia Juvenile Court--court of limited jurisdiction.	190	Iowa Court of Appeals--intermediate appellate court	223
Georgia Municipal Court--court of limited jurisdiction.	191	Iowa District Court--court of general jurisdiction.	224
Georgia Civil Court--court of limited jurisdiction.	191	Kansas	
Georgia Small Claims Court--court of limited jurisdiction.	191	Kansas Court System, 1977.	226
Georgia Magistrate's Court--court of limited jurisdiction.	191	Kansas Supreme Court--court of last resort	228
		Kansas Court of Appeals--intermediate appellate court	229
		Kansas District Court--court of general jurisdiction.	230

	Page		Page
Kansas County Court--court of limited jurisdiction.	232	Massachusetts Probate Court --court of limited jurisdiction.	262
Kansas Probate Court and Juvenile Court--courts of limited jurisdiction.	233	Massachusetts Land Court--court of limited jurisdiction.	262
Kansas City Court, Magistrate Court, and Common Pleas Court--courts of limited jurisdiction.	234	Michigan	
Kansas Municipal Court--court of limited jurisdiction.	234	Michigan Court System, 1977.	264
Kentucky		Michigan Supreme Court--court of last resort	265
Kentucky Court System, 1977.	236	Michigan Court of Appeals--intermediate appellate court	266
Kentucky Supreme Court--court of last resort	237	Michigan Circuit Court--court of general jurisdiction.	266
Kentucky Court of Appeals--intermediate appellate court	238	Michigan Court of Claims--court of general jurisdiction.	267
Kentucky Circuit Court--court of general jurisdiction.	238	Recorder's Court of Detroit, Michigan--court of general jurisdiction.	268
Kentucky County Court, Quarterly Court, Police Court, and Justice Court--courts of limited jurisdiction.	239	Common Pleas Court of Detroit, Michigan--court of limited jurisdiction.	269
Louisiana		Michigan District Court--court of limited jurisdiction.	270
Louisiana Court System, 1977	240	Michigan Municipal Court--court of limited jurisdiction.	271
Louisiana Supreme Court--court of last resort.	241	Michigan Probate Court--court of limited jurisdiction.	272
Louisiana Courts of Appeal--intermediate appellate court	242	Minnesota	
Louisiana District Court--court of general jurisdiction	243	Minnesota Court System, 1977	274
Louisiana Family Court and Juvenile Court--courts of limited jurisdiction.	243	Minnesota Supreme Court--court of last resort.	275
Louisiana City Court, Parish Court, and New Orleans Municipal and Traffic Court--courts of limited jurisdiction.	244	Minnesota District Court--court of general jurisdiction.	276
Louisiana Justice of the Peace Court--court of limited jurisdiction.	244	Minnesota Conciliation Court--court of limited jurisdiction.	276
Louisiana Mayor's Court--court of limited jurisdiction.	244	Minnesota County Municipal Court--court of limited jurisdiction.	277
Maine		Minnesota County Court--court of limited jurisdiction.	278
Maine Court System, 1977	246	Minnesota Probate Court--court of limited jurisdiction.	279
Maine Supreme Judicial Court--court of last resort.	247	Mississippi	
Maine Superior Court--court of general jurisdiction.	248	Mississippi Court System, 1977	280
Maine District Court--court of limited jurisdiction.	249	Mississippi Supreme Court--court of last resort.	281
Maine Probate Court--court of limited jurisdiction.	249	Mississippi Circuit Court--court of general jurisdiction.	282
Maine Administrative Court--court of limited jurisdiction.	249	Mississippi Chancery Court--court of general jurisdiction.	282
Maryland		Mississippi County Court--court of limited jurisdiction.	283
Maryland Court System, 1977.	250	Mississippi Justice Court--court of limited jurisdiction.	283
Maryland Court of Appeals--court of last resort.	251	Mississippi Family Court--court of limited jurisdiction.	283
Maryland Court of Special Appeals--intermediate appellate court	252	Mississippi Municipal Court--court of limited jurisdiction.	283
Maryland Circuit Court--court of general jurisdiction.	252	Missouri	
Maryland District Court--court of limited jurisdiction.	254	Missouri Court System, 1977.	284
Maryland Orphan's Court--court of limited jurisdiction.	254	Missouri Supreme Court--court of last resort	285
Massachusetts		Missouri Court of Appeals--intermediate appellate court	286
Massachusetts Court System, 1977	256	Missouri Circuit Court and Court of Common Pleas--court of general jurisdiction.	287
Massachusetts Supreme Judicial Court--court of last resort	257	St. Louis Court of Criminal Correction, Missouri--court of limited jurisdiction.	288
Massachusetts Appeals Court--intermediate appellate court	257	Missouri Magistrate Court--court of limited jurisdiction.	289
Massachusetts Superior Court--court of general jurisdiction.	258	Missouri Probate Court--court of limited jurisdiction.	289
Massachusetts District Court--court of limited jurisdiction.	259	Missouri Municipal Court--court of limited jurisdiction.	289
Boston Municipal Court, Massachusetts--court of limited jurisdiction.	260	Montana	
Massachusetts Housing Court--court of limited jurisdiction.	261	Montana Court System, 1977	290
Massachusetts Juvenile Court--court of limited jurisdiction.	261	Montana Supreme Court--court of last resort.	291
		Montana District Court--court of general jurisdiction.	291
		Montana Justice Court--court of limited jurisdiction.	291

	Page		Page
Montana City Court--court of limited jurisdiction.	291	New York Appellate Terms of the Supreme Court--intermediate appellate court	323
Montana Municipal Court--court of limited jurisdiction.	291	New York Supreme Court and County Court--courts of general jurisdiction	324
Nebraska		Civil Court of the City of New York--court of limited jurisdiction.	325
Nebraska Court System, 1977.	292	Criminal Court of the City of New York--court of limited jurisdiction.	326
Nebraska Supreme Court--court of last resort	293	New York Court of Claims--court of limited jurisdiction.	327
Nebraska District Court--court of general jurisdiction.	293	New York Surrogates' Court--court of limited jurisdiction.	327
Nebraska County Court--court of limited jurisdiction.	294	New York Family Court--court of limited jurisdiction.	328
Nebraska Separate Juvenile Court--court of limited jurisdiction.	294	New York District Court and City Court--courts of limited jurisdiction	329
Nebraska Municipal Court--court of limited jurisdiction.	295	New York Town and Village Court--court of limited jurisdiction.	330
Nebraska Workmen's Compensation Court--court of limited jurisdiction.	295		
Nevada		North Carolina	
Nevada Court System, 1977.	296	North Carolina Court System, 1977.	332
Nevada Supreme Court--court of last resort	297	North Carolina Supreme Court--court of last resort.	333
Nevada District Court--court of general jurisdiction.	298	North Carolina Court of Appeals--intermediate appellate court	334
Nevada Justice Court--court of limited jurisdiction.	298	North Carolina Superior Court--court of general jurisdiction.	335
Nevada Municipal Court--court of limited jurisdiction.	298	North Carolina District Court--court of limited jurisdiction.	336
New Hampshire		North Dakota	
New Hampshire Court System, 1977.	300	North Dakota Court System, 1977.	338
New Hampshire Supreme Court--court of last resort.	301	North Dakota Supreme Court--court of last resort.	339
New Hampshire Superior Court--court of general jurisdiction.	301	North Dakota District Court--court of general jurisdiction.	340
New Hampshire District Court--court of limited jurisdiction.	302	North Dakota County Court with Increased Jurisdiction--court of limited jurisdiction	341
New Hampshire Probate Court--court of limited jurisdiction.	303	North Dakota Municipal Court--court of limited jurisdiction.	342
New Hampshire Municipal Court--court of limited jurisdiction.	304	North Dakota County Probate Court--court of limited jurisdiction.	342
New Jersey		North Dakota County Justice Court--court of limited jurisdiction.	343
New Jersey Court System, 1977.	306	Ohio	
New Jersey Supreme Court--court of last resort	307	Ohio Court System, 1977.	344
New Jersey Appellate Division of Superior Court--intermediate appellate court	308	Ohio Supreme Court--court of last resort	345
New Jersey Superior Court (Law Division and Chancery Division) and County Court--court of general jurisdiction.	309	Ohio Court of Appeals--intermediate appellate court	345
New Jersey County District Court--court of limited jurisdiction.	311	Ohio Court of Common Pleas--court of general jurisdiction.	346
New Jersey Juvenile and Domestic Relations Court--court of limited jurisdiction.	312	Ohio County Court--court of limited jurisdiction.	347
New Jersey Municipal Court--court of limited jurisdiction.	313	Ohio Municipal Court--court of limited jurisdiction.	348
New Jersey Surrogates.	313	Ohio Court of Claims--court of limited jurisdiction.	350
New Mexico		Ohio Mayors' Court--court of limited jurisdiction.	350
New Mexico Court System, 1977.	314	Oklahoma	
New Mexico Supreme Court--court of last resort	315	Oklahoma Court System, 1977.	352
New Mexico Court of Appeals--intermediate appellate court	316	Oklahoma Supreme Court--court of last resort	353
New Mexico District Court--court of general jurisdiction.	317	Oklahoma Court of Criminal Appeals--court of last resort	354
New Mexico Magistrate Court--court of limited jurisdiction.	318	Oklahoma Court of Appeals--intermediate appellate court	354
New Mexico Probate Court--court of limited jurisdiction.	318	Oklahoma District Court--court of general jurisdiction.	355
New Mexico Municipal Court--court of limited jurisdiction.	318	Oklahoma State Industrial Court--court of limited jurisdiction.	356
Small Claims Court of Albuquerque, New Mexico--court of limited jurisdiction	318	Oklahoma Court of Bank Review--court of limited jurisdiction.	357
New York		Oklahoma Court of Tax Review--court of limited jurisdiction.	357
New York Court System, 1977.	320	Oklahoma Municipal Criminal Court of Record--court of limited jurisdiction	357
New York Court of Appeals--court of last resort.	321	Oklahoma Municipal Court Not of Record--court of limited jurisdiction.	357
New York Appellate Divisions of the Supreme Court--intermediate appellate court	322		

	Page		Page
Oregon		South Dakota	
Oregon Court System, 1977	358	South Dakota Court System, 1977	394
Oregon Supreme Court--court of last resort	359	South Dakota Supreme Court--court of last resort	395
Oregon Court of Appeals--intermediate appellate court	360	South Dakota Circuit Court--court of general jurisdiction	396
Oregon Circuit Court--court of general jurisdiction	361	Tennessee	
Oregon Tax Court--court of general jurisdiction	362	Tennessee Court System, 1977	398
Oregon District Court--court of limited jurisdiction	362	Tennessee Supreme Court--court of last resort	399
Oregon County Court--court of limited jurisdiction	363	Tennessee Court of Appeals--intermediate appellate court	399
Oregon Justice Court--court of limited jurisdiction	364	Tennessee Court of Criminal Appeals--intermediate appellate court	400
Oregon Municipal court--court of limited jurisdiction	364	Tennessee Circuit Court and Criminal Court--courts of general jurisdiction	400
Pennsylvania		Tennessee Law and Equity Court--court of general jurisdiction	402
Pennsylvania Court System, 1977	366	Tennessee Chancery Court--court of general jurisdiction	404
Pennsylvania Supreme Court--court of last resort	367	Tennessee Probate Court--court of limited jurisdiction	405
Pennsylvania Superior Court--intermediate appellate court	368	Tennessee County Court--court of limited jurisdiction	405
Pennsylvania Commonwealth Court--intermediate appellate court	368	Tennessee Juvenile Court--court of limited jurisdiction	405
Pennsylvania Court of Common Pleas--court of general jurisdiction	369	Tennessee General Sessions Court--court of limited jurisdiction	405
Pennsylvania District Justice Court--court of limited jurisdiction	370	Tennessee Municipal Court--court of limited jurisdiction	405
Philadelphia Municipal Court, Pennsylvania--court of limited jurisdiction	371	Tennessee Justice of the Peace Court--court of limited jurisdiction	405
Pittsburgh City Magistrates, Pennsylvania--court of limited jurisdiction	371	Texas	
Philadelphia Traffic Court, Pennsylvania--court of limited jurisdiction	372	Texas Court System, 1977	406
Puerto Rico		Texas Supreme Court--court of last resort	407
Puerto Rico Court System, 1977	374	Texas Court of Criminal Appeals--court of last resort	408
Puerto Rico Supreme Court--court of last resort	375	Texas Courts of Civil Appeals--intermediate appellate court	409
Puerto Rico Superior Court--court of general jurisdiction	376	Texas District Court, Criminal District Court, Domestic Relations Court, and Juvenile Court--courts of general jurisdiction	410
Puerto Rico District Court--court of limited jurisdiction	378	Texas County Court at Law, Constitutional County Court, and Probate Court--courts of limited jurisdiction	412
Puerto Rico Justices of the Peace--court of limited jurisdiction	379	Texas Municipal Court--court of limited jurisdiction	413
Puerto Rico Municipal Court--court of limited jurisdiction	380	Texas Justice of the Peace Court--court of limited jurisdiction	414
Rhode Island		Utah	
Rhode Island Court System, 1977	382	Utah Court System, 1977	416
Rhode Island Supreme Court--court of last resort	383	Utah Supreme Court--court of last resort	417
Rhode Island Superior Court--court of general jurisdiction	384	Utah District Court--court of general jurisdiction	418
Rhode Island Family Court--court of limited jurisdiction	385	Utah City Court--court of limited jurisdiction	419
Rhode Island District Court--court of limited jurisdiction	386	Utah Justice of the Peace Court--court of limited jurisdiction	420
Rhode Island Municipal Court--court of limited jurisdiction	386	Utah Juvenile Court--court of limited jurisdiction	420
Rhode Island Probate Court--court of limited jurisdiction	386	Vermont	
South Carolina		Vermont Court System, 1977	422
South Carolina Court System, 1977	388	Vermont Supreme Court--court of last resort	423
South Carolina Supreme Court--court of last resort	389	Vermont Superior Court--court of general jurisdiction	424
South Carolina Circuit Court--court of general jurisdiction	390	Vermont District Court--court of general jurisdiction	425
South Carolina County Court and Civil and Criminal Court--courts of limited jurisdiction	390	Vermont Probate Court--court of limited jurisdiction	426
South Carolina Family Court--court of limited jurisdiction	391	Virginia	
South Carolina Magistrate Court--court of limited jurisdiction	392	Virginia Court System, 1977	428
South Carolina Probate Court--court of limited jurisdiction	392	Virginia Supreme Court--court of last resort	429
South Carolina Municipal Court--court of limited jurisdiction	392	Virginia Circuit Court--court of general jurisdiction	430
		Virginia District Court--court of limited jurisdiction	431

	Page
Washington	
Washington Court System, 1977	432
Washington Supreme Court--court of last resort . .	433
Washington Court of Appeals--intermediate appellate court	434
Washington Superior Court--court of general jurisdiction.	435
Washington District Court and Justices of the Peace--courts of limited jurisdiction	436
Washington Municipal Court--court of limited jurisdiction.	437
West Virginia	
West Virginia Court System, 1977	438
West Virginia Supreme Court of Appeals--court of last resort.	439
West Virginia Circuit Court--court of general jurisdiction.	439
West Virginia Magistrate Court--court of limited jurisdiction.	440

	Page
West Virginia Municipal Court--court of limited jurisdiction.	440
Wisconsin	
Wisconsin Court System, 1977	442
Wisconsin Supreme Court--court of last resort. . .	443
Wisconsin Circuit Court and County Court--courts of general jurisdiction	444
Wisconsin Municipal Justice Court--court of limited jurisdiction.	445
Wyoming	
Wyoming Court System, 1977	446
Wyoming Supreme Court--court of last resort. . . .	447
Wyoming District Court--court of general jurisdiction.	448
Wyoming Justice Court--court of limited jurisdiction.	448
Wyoming Municipal Court--court of limited jurisdiction.	448

Introduction

National Court Statistics Project

The Annual Report series of state court caseload statistics is the product of the continuing cooperative relationship between the Conference of State Court Administrators (COSCA) and the National Center for State Courts (NCSC). Financial management, project management, and project staffing responsibility are assumed by the National Court Statistics Project (NCSP) of the NCSC. COSCA, through its NCSP Committee, provides general policy review, guidance, and control over all project activities.

The twin goals of the National Court Statistics Project are to collect, compile, analyze, and disseminate state court caseload statistics and to help states improve the quality of the data they report by assisting them in resolving their statistical problems. The Annual Report series responds directly to the first goal by compiling all available state court caseload data from the 50 states, the District of Columbia, Guam and Puerto Rico.¹ These NCSC goals require the careful choosing of an annual report series methodology for assembling the caseload data that are available from each of the states.

Methodology employed

Data sources

The sources of data for the tables presented in this series are published annual reports provided by the states and unpublished statistical material requested of and supplied by state court administrators and appellate court clerks. (Appendix A of this report identifies the sources of data from each state.)

In addition to a review of all published and unpublished data received from the states, a study was made of all available reporting forms and instructions used by the states to collect caseload statistics from their respective courts. Additional relevant information was secured from appropriate personnel in each state. As the project progressed, telephone contact and follow-up correspondence were used to collect missing data, confirm the accuracy of available data, and determine the legal jurisdiction of each court.

Each administrative office of the courts completed a check-off sheet to indicate the types of cases handled by each court. Beyond this, infor-

mation was collected concerning the number of judges per court or court system (from annual reports, offices of state court administrators, and appellate clerks), the state population (based on Bureau of the Census 1977 revised estimates), other 1977 demographic data (taken from the Statistical Abstract of the United States: 1979²), and special characteristics regarding subject matter jurisdiction and court structure. When explanation of a court's jurisdiction was not directly obtainable, available information was used from the National Survey of Court Organization.³

Scope of the report

The first annual report (1975) presented available caseload data for state appellate courts and trial courts of general jurisdiction, and for selected categories (juvenile, domestic relations, probate and mental health) in limited jurisdiction courts. The second annual report (1976) again presented available data for appellate courts and courts of general jurisdiction, and also expanded to include all available caseload data for all limited jurisdiction courts. As data from each court level became more complete, future aggregation of trial court caseloads should become more meaningful.

The 1976 report was expanded to include Puerto Rico. The addition of Puerto Rico to the series was made possible through translation assistance provided by the Puerto Rico Office of Court Administration. Data from Guam was available for the 1977 court year, so it was added to this edition of the report. The scope of future reports will be broadened, if possible, to include American Samoa and the Virgin Islands.

This report reflects court organization and jurisdiction as it existed in 1977, but the reader should keep in mind that court systems are not static entities. For example, the trial courts were unified in Kansas during the 1977 court year, and an intermediate appellate court was created. Since 1977, both Kentucky and Missouri have unified their trial courts, and Alaska, Hawaii, and Iowa have all added intermediate appellate courts. Other states have made changes in the jurisdiction of individual courts. Texas has united its Domestic Relations Court and Juvenile Court into the District Court system, and the dollar amount limits of civil jurisdiction has changed

¹Repetition of "50 states, the District of Columbia, and Puerto Rico" becomes very cumbersome. Throughout the rest of this report, states and court systems will be used even though the reporting units being discussed may include the District of Columbia, Guam, and Puerto Rico.

²U.S. Bureau of the Census, Statistical Abstract of the United States: 1979 (Washington, D. C.: U.S. Government Printing Office, 1979).

³U.S. Law Enforcement Assistance Administration, National Survey of Court Organization (Washington, D. C.: U.S. Government Printing Office, 1973). Supplements published in 1975 and 1977.

in many courts. Because court organizational or jurisdictional characteristics change over time, caution should be exercised in attempting to compare the data in this 1977 report with earlier data or with more current data.

Category classifications

When data for the 1975 report were being assembled, a classification problem arose because of the multitude of terms being used by the states to report their caseloads. The case categories ultimately used in the 1975 annual report were dictated by the variety and quantity of data reported by the states. NCSP compilation efforts required the establishment of both valid and uniform case categories.

Some changes were made to these categories for the 1976 annual report, primarily in criminal case categories, where two new categories have been added. Ordinance violations accommodates the addition of full coverage of limited jurisdiction courts; and felony/misdemeanor accommodates those courts that do not separate criminal cases into felony and misdemeanor. In the 1975 annual report, these cases were classified as other criminal.

Traffic cases were removed from the criminal category to become an independent category equal to civil, criminal, and juvenile. Subcategories adopted for traffic were DWI/DUI (driving while intoxicated/driving under the influence), parking, and other traffic violations.

Another change that was made for the 1976 report was the relabeling of one juvenile case subcategory. Children in need of supervision, a term used in the 1975 annual report, has been changed to status offenses, a term used increasingly throughout the country. Additional changes to the case classification structure were made for the 1977 edition of the report. The three categories of torts--auto tort, non-auto tort, and unclassified tort--are now reported under the main civil heading of tort. The subcategories were redivided into auto tort, professional tort, product liability tort, and other tort. The subcategories of marriage dissolution, support/custody, adoption, and other domestic relations were added under the main civil heading of domestic relations. The probate category was renamed estate and the subcategories of probate/wills/intestate, guardianship/conservatorship/trusteeship and other estate added under it. Civil appeals were subdivided into appeal of administrative agency case and appeal of trial court case. Sentence review only cases were added as a civil major heading. Finally, the names of two main juvenile categories were changed. Delinquency was renamed criminal-type offense case and dependency and neglect became non-offense case.

Changes were made to the appellate reporting format also. The subcategories of civil, criminal, postconviction remedy, administrative agency, and juvenile were added under the main headings of appeals and requests to appeal. Original proceedings were divided into original jurisdiction, disciplinary, and advisory opinion cases. Sentence review only was added as a separate heading under other cases.

NCSP case categories used for this 1977 report appear as principal headings in the summary tables in Part I, and in each court's profile in Part II. Terminology used within each state is displayed on each court's profile as subheadings under the boldface NCSP main headings. The NCSP main headings are categories used uniformly for all the states. For example, a state's "application for leave to appeal" was classified under the NCSP category of request to appeal in all tables. Explanations used in source documents to clarify a state's data are included, as are explanations to clarify project staff's arrangement of that data. These appear, where appropriate, as footnotes in each court's profile and as footnotes to the summary tables.

Format used

Profiles. After case categories were established to classify available 1977 case data, a profile of the courts in each state was constructed. Each state profile for 1977 contains the following:

--A chart depicting the organization of the court system within the state, the jurisdiction and route of appeal for each court, the number of judges, and information on kinds of trials.

--A set of tables containing the case-related data received from each state court (or court system).

Summary Tables. Data from each state profile were transferred into summary tables designed to display for the record the kinds of available data that could be aggregated. The summary tables are divided into two major sections (appellate and trial) to reflect the two major levels of court.

Appellate courts include both courts of last resort (the final court or courts of appeal within a particular state) and intermediate appellate courts (the court or courts in which the primary work is the disposition of initial appeals received from trial courts of general jurisdiction or administrative agencies, and in which some decisions are subject to appeal or review by a court of last resort). For purposes of displaying data, the courts of last resort have been divided into two groups: those in states with intermediate appellate courts and those in states without intermediate appellate courts. With few exceptions, this division also conveniently separates courts of last resort according to whether or not they have almost complete discretionary jurisdiction. Courts of last resort in states without intermediate appellate courts generally have little or no discretionary jurisdiction, although there are exceptions, such as Virginia and West Virginia.

For purposes of this report, a trial court was considered to be a court of general jurisdiction if it met one of the following criteria:

--The individual state considers it a general jurisdiction court.

--Felony cases are tried and felony sentences given for all types of felony cases.

--The judges of the court are general jurisdiction court judges sitting on temporary assign-

ment. All other trial courts were classified as limited or special jurisdiction courts.

Footnotes. Standard footnote headings have been adopted for use in this report and will continue to be used in the annual report series. Footnotes that contain information on the completeness and quality of the data are included on the summary tables. If more information is needed, the user should consult the individual court profiles where all footnotes are given.

Verification of data

With the cooperation of the Conference of State Court Administrators, all data were submitted for review and verification to the appropriate state court administrator's office. An additional check was provided through the cooperation of the National Conference of Appellate Court Clerks (NCACC), which invited NCSP staff to submit appellate court data for review and verification to the appropriate clerk of the appellate court in each state. This process also included followup by NCSP staff through telephone or letter contact with the state personnel. Finally, the format, content, and limitations of data tables have been reviewed and approved by the COSCA NCSP Committee, which guides the National Court Statistics Project.

Limitations on use of data displayed

The four major uses of court statistical data, as identified in the NCSP publication, State Court Caseload Statistics: The State of the Art⁴, are: (1) operational (aiding in the execution of routine day-to-day activities at the local level); (2) management (decision-making at the state or local level concerned with improvement of the court process and system-wide efficiency in the use of court resources); (3) internal planning and research (goal setting and policy planning to establish longterm programs and identify evolving problems); and (4) indirect court uses (decision-making by those outside the courts concerned with policy making or research about court operations). The various uses of court statistics require different levels of detail and analysis, but the availability of detailed statistics is dependent upon the statistical reporting system used at the state or local level. This annual report has restricted its scope to the level of detail currently available from state-level reporting systems.

Operational decisions are made at the local level and require detailed information on a case-by-case basis. These decisions must be made daily and cannot be based upon year-end summary statistics such as those contained in this 1977 report.

Management decisions can be made at either the state or local level and require aggregation of detailed information used for operational decisions. Caseload management data such as that needed to determine the status of the preparation of the record for appeal or to generate exception reports are gathered by state reporting systems, but this kind of information is also case specific

and too detailed to be compiled and used for nationwide comparisons. In contrast, state-level summary statistics would be useful on a national basis for comparison and research purposes in areas such as comparisons of time lapses in case processing to establish norms or guides; analyses to determine assignments of judges needed to relieve backlog; analyses to determine the need for additional judges, support personnel, or facilities; and analyses to determine if an intermediate appellate court should be created.

In response to the recognized need for certain management data nationally, the 1977 Annual Report has concentrated on uniformly classifying caseload data and on compiling available case processing time data. Caseload and case processing are major components of court workload, which the NCSP has defined to mean all court-related matters that consume time and effort (hence, purely administrative and ministerial functions are also included as workload). Measurement of court workload per se is not directly addressed in this report, but caseload inventory data and data regarding the number of trials do provide partial indications of the extent of judicial activity. The data presented in this report reflect the quantity of management data now available from each state's reporting system in published and unpublished reports.

Internal planning and research, as well as planning and research by those outside the court system, require a much wider range of data and analysis than operation and management decisions. The information necessary for these purposes often includes not only an aggregation of data on caseload and caseload, but also specific data regarding status of cases, as well as information on court operations, judicial budgets, actions prior to filing a case, and actions after disposition of a case. Of interest to some individuals within and outside the court system are studies on a wide range of subjects, such as the effect and cost of litigation, bail availability and uniformity including recognizance/10% bail programs, the validity of case weighting techniques, sentence disparity patterns, the effects of plea negotiation on caseloads, and the impact of legislation. The level needed to answer these questions is, however, beyond the capabilities of most state or even local court information systems. Basic information on caseload is adequate for many other planning and research issues where the level of needed detail is not as high. These latter kinds of issues include, for example, case filing and disposition trend analysis, caseload composition analysis, analysis of reversal rates, time lapse analysis to establish norms and guides, and forecasting of caseload volumes and facilities needs.

Because few states report data suitable for all kinds of planning and research purposes, and because most states report only certain types of data, the NCSP initially chose to include in the

⁴U.S. Law Enforcement Assistance Administration, State Court Caseload Statistics: The State of the Art (Washington, D. C.: U.S. Government Printing Office, 1978).

national series only those kinds of data that either were already fairly widely available or could be made available without requiring undue effort. Enough states reported trend data, caseload by category, number of reversals, and time-to-disposition data to warrant inclusion of these topics in this report. For those states reporting, some preliminary analysis can be made. For those states not supplying basic data, gaps and "not/available" entries in the profiles and blank spaces in the summary charts draw attention to the missing data. As the gaps in these kinds of data are filled, the annual report series can be expanded to include broader and more sophisticated compilations and analyses.

There are many current variations, as indicated by footnotes, in court data that must be considered before the summary tables can be used to make comparisons between courts or states. Variations that limit the comparability of the 1977 data include: court organization, subject matter jurisdiction, case definition, completeness, accuracy, and reporting periods. These variations are discussed in broad terms below.

Variations in court organization

In any comparison of court statistics among states, differences in court organization must be considered. For example, it should be kept in mind that during 1977:

--Two states (Oklahoma and Texas) had two courts of last resort, (Guam has no court of last resort) (its appeals go into the Federal system), while the remaining states had only one court of last resort.

--Twenty-seven states had intermediate appellate courts; four of these (Alabama, New York, Pennsylvania, Tennessee) had two intermediate appellate courts.

--The number of appellate judges per state (considering only full-time judges and not commissioners or temporary judges) varied from 0 to 63.

--The number of different kinds of trial courts in a state ranged from 1 (in states with a unified court system) to 15. There were four states (Idaho, Illinois, Iowa, South Dakota) and the District of Columbia with no limited jurisdiction trial courts.

Variations in subject matter jurisdiction

The subject matter jurisdiction of both appellate and trial courts also varies widely among the states. Some states have a dual appellate route--one for civil cases and one for criminal cases. One of the primary determinants of the discretionary jurisdiction of a court of last resort appears to be the presence or absence of an intermediate appellate court. Courts of last resort in states with intermediate appellate courts generally have wide discretion in determining the matters they will hear. Appeals must generally be heard as a matter of right by intermediate appellate courts and by courts of last resort in states without intermediate appellate courts (Virginia and West Virginia are exceptions). Caseload comparisons both within and among states that do not take variations in jurisdiction into account will not be valid.

The same kind of wide variation exists in the kinds of cases over which trial courts have jurisdiction. For example, general jurisdiction courts in states with unified trial courts handle all cases from parking violations to felonies and from small claims to the largest civil actions. Another state may have general jurisdiction courts with a criminal division that handles only felony matters (after preliminary hearing in a limited jurisdiction court) and a civil division that handles no civil cases involving less than \$10,000. Similarly, some limited and special jurisdiction courts may handle only small claims cases while others may try civil cases for amounts up to \$300,000. In criminal matters, some limited jurisdiction courts accept only guilty pleas for traffic and ordinance violation cases while others may try serious misdemeanor cases or felony cases carrying a maximum sentence of 5 years. In summary, when comparing trial court statistics, the differences in jurisdiction both within and among states must be examined.

Variations in definitions

Problems relating to definitions of courts' statistical terms abound in both appellate and trial courts. Published source documents generally provide few, if any, definitions to assist in comparing statistics among states. Much of the

Figure A: Civil case definition, for state courts not using the filing of a petition or complaint

State	Placed on Calendar	Note of Issue	New Claim or Ancillary Proceeding	No Consistent Definition
District of Columbia	Superior Court			
Minnesota		All trial courts		
New Hampshire				All trial courts
New Jersey	Superior Court (Law Division and Chancery Division) and County Court			
Oklahoma			State Industrial Court	

Figure B: Criminal case unit of count, used by trial courts, by state

State	Court	Information or indictment	Information, or complaint	Defendants on information or indictment	Defendants on information, or complaint	Charges	Case number	No consistent definition
Alabama	Circuit Court			X				
Alaska	Superior Court	X						
Arizona	All other trial courts		X					
	Superior Court			X				
	Justices of the Peace				X			
Arkansas	Circuit Court	X						
California	All other trial courts		X					
	Superior Court			X				
Colorado	All other trial courts				X			
	District Court					X		
	County Court							
Connecticut	Superior Court			X				
	Court of Common Pleas				X			
Delaware	Superior Court			X				
	All other trial courts					X		
District of Columbia	Superior Court				X			
Florida	All trial courts				X			
Guam			X					
Georgia	All trial courts				X			
Hawaii	Circuit Court			X				
	District Court					X		
Idaho	District Court			X				
	Magistrates Division				X			
Illinois	Circuit Court		X					
Indiana	All trial courts		X					
Iowa	District Court	X						
Kansas	All trial courts		X					
Kentucky	Circuit Court			X				
	All other trial courts				X			
Louisiana	District Court			X				
	All other trial courts		X					
Maine	All trial courts		X					
Maryland	Circuit Court	X						
	District Court				X			
Massachusetts	Superior Court	X						
	All other trial courts		X					
Michigan	All trial courts				X			
Minnesota	All trial courts							X
Mississippi	Circuit Court	X						
Missouri	Circuit Court and Court of Common Pleas	X						
	St. Louis Court of Criminal Correction		X					
Montana	District Court		X					
Nebraska	District Court			X				
	County Court		X					
	Municipal Court				X			
Nevada	District Court				X			
New Hampshire	All trial courts							X
New Jersey	Superior Court (Law Division) and County Court	X						
New Mexico	All other trial courts		X					
	District Court				X			
	Magistrate Court		X					
New York	Supreme Court and County Court			X				
	All other trial courts				X			
North Carolina	All trial courts							X
North Dakota	District Court	X						
	All other trial courts		X					
Ohio	All trial courts			X				
Oklahoma	District Court	X						
Oregon	All trial courts					X		
Pennsylvania	Court of Common Pleas and Philadelphia Municipal Court			X				
	District Justice Court				X			
Puerto Rico	All trial courts					X		
Rhode Island	Superior Court	X						
	All other trial courts		X					
South Carolina	All trial courts	X						
South Dakota	Circuit Court	X						
Tennessee	All trial courts	X						
Texas	District Court and Criminal District Court			X				
	All other trial courts				X			
Utah	All trial courts		X					
Vermont	Superior Court	X						
	District Court		X					
Virginia	Circuit Court			X				
	District Court				X			
Washington	Superior Court			X				
	All other trial courts				X			
West Virginia	Circuit Court							X
Wisconsin	Circuit Court and County Court	X						
	Municipal Justice Court		X					
Wyoming	District Court	X						

definition information used in preparation of this report came from ancillary sources.

Case definitions are often difficult to establish for appellate courts. For example, some states do not distinguish an appeal from motions or other procedural matters that consume minimal time. Some states report total cases processed without any indication as to what types of proceedings constitute the total. Other states include in their caseload only appeals that were decided on the merits. In addition, classification of the same kind of proceeding varies from state to state. For example, habeas corpus may be listed as a separate category, or may be classified under any of three categories--appeals, original proceedings, or motions. To minimize such classification problems in computing national caseload statistics, this report has defined an "appellate case" to include any appeal, original proceeding, request to appeal, or sentence review only case, and has placed each state's separable case data within these classifications. The use of this broad definition of "case" does not completely solve the problem of comparability. Comparison of judicial productivity among appellate courts requires that each court define cases in a similar manner. Some appellate courts include all original proceedings while others report no original proceedings; therefore, their total case figures are not comparable.

Trial courts show similar problems with case definitions. Charts A and B display the existing variation in civil case definitions and criminal case units of count, respectively.

Reference to Charts A and B shows that the problem of case definition in trial courts is more acute on the criminal side. Forty-six states, Puerto Rico, and Guam, count civil cases in all trial courts when the petition or complaint is filed. In criminal cases, however, the two major units of count are almost evenly divided. Paper documents filed are the count unit for all courts in 22 states and Guam, while the number of defendants is the count unit for all courts in 16 states and the District of Columbia.

Trial court case category definitions also vary from state to state. Domestic relations may include all family matters in some states while other states report only divorce cases as domestic relations. Also, there is variation in the types of criminal cases classified by statute as felonies or misdemeanors. Certain drug offenses may be serious felonies in one state, but only misdemeanors in another state. Because such problems exist for these and all other case categories, the case categories used in this report are those that seem most appropriate, given the data available.

Variations in completeness and accuracy of data

Incomplete data and questionable accuracy of reported data have been a major concern to the staff of this project. As the appellate court summary tables show, the amount and type of data available (published and unpublished) had no common denominator, and very little consensus exists among states as to the appellate case categories

that should be reported. Very few states consistently report the volume of appellate court data by case category and by filings, dispositions, and pending cases.

Overall, the trial courts were more consistent in reporting 1977 data. During the verification process, all states were requested to provide caseload breakdowns for civil, criminal, traffic, and juvenile cases in their trial courts. One state was unable to provide trial court data and another provided data for one of the state's largest counties only. The remaining 48 states, the District of Columbia, Guam, and Puerto Rico provided at least civil and criminal breakdowns for total cases processed in general jurisdiction courts for 1977. Only four states and Guam reported no limited jurisdiction data. Data were reported for 121 of the 175 limited jurisdiction courts.

In order to produce the statistics contained in this report, a great deal of effort was expended by the National Court Statistics Project staff in collecting missing data, whether from published or ancillary sources, in defining terminology, and in identifying categories in which cases should be placed. In other words, data contained in this report cannot be replicated solely from available published material. Even after this extensive data-gathering effort, large gaps remain in the data collected.

Extensive effort was required to validate NCSP classification of data provided by the states and to avoid further distortion of any data received. The National Court Statistics Project staff made no attempt to assess the underlying validity or accuracy of the data received from the states. For example, the published cumulative case statistics for appellate courts or for trial courts frequently did not balance with reported totals within each category. Such discrepancies were seldom footnoted or explained in published state reports. These discrepancies are, however, footnoted in the court statistical profiles in Part II of this report.

Variations in reporting periods

As indicated on profile headings and in Chart C, most states report data by calendar year; many report by fiscal year, however, and a few report appellate court data by court term. Therefore, the time spans covered in this report are not always directly comparable.

Although dates included in this report cover reporting periods of approximately uniform length, the starting and ending dates for the reporting periods vary both within and among states. Differences in reporting periods have little effect on cumulative data elements such as filing and dispositions since no matter when the reporting period began and ended, the data cover one complete year. Pending data are greatly affected, though, since they represent a "snapshot" in time and can vary greatly depending on when that snapshot was taken. Chart C displays the actual reporting periods for all courts not using the calendar year for the reporting period.

Figure C: Reporting periods for state courts, not using calendar year, 1977

State	Reporting Period				
	7/01/76- 6/30/77	8/01/76- 7/31/77	9/01/76- 8/31/77	10/01/76- 9/30/77	2/4/77- 2/2/78
Alabama				All appellate courts	
California	All courts				
Colorado	All courts				
Connecticut	All courts				
Delaware	All trial courts				
Georgia	All but Court of Appeals				
Hawaii	All courts				
Kansas	All courts				
Maine	District Court and Administrative Court				
Maryland	All courts				
Massachusetts	All but Appeals Court				
Michigan	All trial courts but Recorder's Court of Detroit				
Missouri	All courts				
Montana	All trial courts				
Nebraska	Workmen's Compensation Court		Supreme Court		
New Hampshire	Probate Court		All but Probate Court		
New Jersey				All courts	
North Carolina					Supreme Court
Puerto Rico	All courts				
Rhode Island	Supreme Court				
South Dakota	Circuit Court				
Utah	All but Supreme Court, Justice Court, and Juvenile Court				
Vermont	All courts				
Wisconsin	Supreme Court				

Limitations on analysis

The many variations outlined above make it imperative that information for all courts be carefully examined before comparisons are made.

Some types of analysis are not justified, given the problems of comparability. These include, but are not limited to, the following:

--Comparison of disposition rates. Justifications may have varying rules or procedures for purging cases that have been dormant.

--Comparison of volume data across all states (courts). Even at the NCSP category level, differences exist in cases included, e.g., courts may or may not include administratively handled probate matters with those that are judicially handled.

--Comparison of caseload per judge across all states (courts). The differences in definitions and subject matter jurisdiction mean that caseload per judge is not a "clean" measure of productivity.

--Comparison of volume of juvenile cases across all states (courts). The statutory age when a juvenile becomes an adult varies. This variation affects the volume of both juvenile filings and adult criminal filings.

--Comparison of caseloads in which data are missing. All footnotes on the data are essential and should be observed, especially those describing incomplete data or case definitions.

--Comparison of volume of pending cases or proportion of pending cases to filed cases across all states (courts). The point of filing may differ greatly (notice of appeal or submission in appellate courts; petition filed or note of issue for civil cases) and this may affect the size of the pending caseload. Differences in the starting and ending points of the court year may also effect this measure.

--Comparison of the volume of small claims cases across all states (courts). The limits on the amounts involved in small claims cases varies from state to state, and, in some places, from court to court.

--Inappropriate use of national totals. Data have been aggregated in order to make rough estimates of overall national totals for this report, but this has been done without regard to definitions of case categories and units of count. National aggregations really have little meaning at this time. The national estimates contained in this report should be viewed only as gross, "ball-park" estimates, and not as representing the exact volume of cases in state courts.

Despite the list of analyses that should not be performed, the data in this report do have significant analysis potential. Although the central purpose of this report is to record the data it-

self, some comparisons and analyses can be done. A few examples are as follows:

--Comparison of time to decision in appellate courts. These comparisons can be made from Table 10 for courts at the same level that use the same event for the start of the time interval.

--Comparison of the proportion of trials for felony cases. These comparisons can be made from Table 37 for trial courts that have similar units of count and trial definitions and that report trial data for felonies or felonies and appeals.

--Comparison of the volume of tort actions. These comparisons can be made from Table 19 for 20 states reporting tort data for all courts handling tort actions in that state (that is, those that have no footnote "p") and that use the same case definition.

--Comparison of the proportion of total civil to total criminal filings. These comparisons can be made from Tables 17 and 27, but it is necessary for the courts in compared states to report complete data (no footnote "i" or "p"), and to use the same civil case definition and similar criminal case unit of count.

--Comparison within a state of the number of filings in the court of last resort with the number in the intermediate appellate court. These comparisons can be made from Table 2 for states when both courts report complete data (no footnote "i" or "p").

--Comparison of total volume of civil cases in trial courts. These comparisons can be made from Table 17 for states that use the filing of the petition or complaint as the point at which the case begins (those that have footnote "i" on the court title) and that report complete filings for all courts handling civil cases (no footnote "i" or "p").

Other comparisons for management purposes can be made with data in this report. Comparisons of the volume of cases per judge, the number of trials per judge, the time to process criminal cases, or the relative increases in case filings can be useful for specific courts. As previously discussed, careful examination must be made of the variations in court organization, jurisdiction, and definitions. Such limited comparisons can, however, prove very useful for management purposes.

Continuing development of the series

The Annual Report series is an evolving product. It is anticipated that additions and refinements will be made to successive volumes in the series. Between 1975 and 1976, the amount of data contained in the report was greatly increased by the inclusion of data from all special and limited jurisdiction courts. This trend has continued in 1977.

It is important to the longterm improvement of the statistical series that these early volumes in the series be circulated widely enough to encourage reader/user ideas and commentary, and that they be used as a vehicle for developing solutions to problems encountered during the statistical series production process. As each successive

volume is published, the NCSP can consider the feedback subsequently received from users of the documents, thereby further enhancing succeeding volumes. During this process, an early benefit to be derived will be the availability to future researchers of successive-year data compilations, preserving complete time series information. The drawbacks occasioned by limitations in data currently available are greatly outweighed by the importance of having data available for all years in the continuing statistical series.

The type and depth of analysis considered by the NCSP to be meaningful, given the quality and completeness of the data, have been outlined above. More analysis can be performed on the 1977 data than on the 1975 or 1976 data. Still more extensive changes will be made to the 1978 and succeeding volumes of the annual report series to improve its analytical potential. As more is learned about the quality of the data, more specific suggestions will be given for their proper use, along with warnings to help avoid their abuse. Each year the text of the report will be revised, progressively improving its readability.

In order to improve the quality of data contained in future volumes of the Annual Report series, the NCSP staff and COSCA NCSP Committee will consider the feasibility of conducting audits of selected data from particular courts. It is anticipated that the combination of these "mini-audits" and technical assistance (the latter by NCSP and State Judicial Information Systems (SJIS) project staff to states requesting an assessment of and assistance in improving their statistical report systems) will systematically improve the validity and reliability of the data contained in the Annual Report series.

Because the validity and reliability of the data have not yet been established, the NCSP staff has performed only limited statistical analysis for the Annual Report, 1977. In future volumes of this series, as the quality and quantity of data improve, data contained in these reports will be used as the basis for a series of analytical monographs that investigate selected questions of interest to researchers and court administrators. Examples of topics for analysis within this context include: an examination of problems relating to time guidelines for case processing; the differences, in terms of outcome or delay, resulting from adopting various strategies for processing cases; the identification of methods to improve the allocation of resources within courts; and other topics focused toward improving the quality of justice available in our legal system.

As states gradually increase the quantity and quality of data available to the NCSP, the problems presently caused by the incomplete nature of the data will decrease. Progressive improvements should be apparent to the reader of successive volumes in the series.

Future analysis will not only describe court systems as they exist at the present time, but also will predict where they are going. The purpose will be to identify existing or developing problems and suggest solutions. Research proposed by the NCSP is not anticipated to be exhaustive,

but will concentrate on those questions considered to be of greatest interest and importance to the courts and research communities.

Dynamics of improvement

Ideas and suggestions for improvement of this state court caseload statistical series have come from many sources, and have provided the creative stimulus needed to assess current NCSP efforts constructively and to map future directions.

In this regard, particular recognition and appreciation are extended to the members of OOSCA, who are the crucial element in the successful production and improvement of state court statistics. Special recognition and appreciation are also extended to the methodological review panel assembled by LEAA to review NCSP products and generate specific ideas and suggestions for improvement.

Continuation of evolutionary improvement in this statistical series rests, ultimately, upon the ability of the NCSP to maintain a productive dialogue and flow of ideas among the producer-compilers of the annual report, its data sources, and its end users. There already have been much dialogue, flow of ideas, and movement toward improved state court statistics, but much remains to be done.

Because of their importance and potential impact for improving the national statistical series on caseloads, the Model Annual Report and Model Statistical Dictionary need to be briefly described.

During compilation of the NCSP State of the Art and the 1975 Annual Report, a staggering classification problem resulted from the multitude of terms being used by the states to report their caseloads. The need for both a model annual report and a statistical dictionary of terms for court usage became obvious. In response, an effort was launched during the 1976 Annual Report production cycle to develop these documents. They are to be used as tools to assist the states in improving their statistics. Such improvement should eventually be reflected in future annual reports.

The State Court Model Annual Report is a flexible working outline of critically needed, basic management data that should, as a minimum, be included in state court annual reports. The model identifies the kinds of data and the types of display needed for caseload and other management. The State Court Model Statistical Dictionary is a companion document which provides a common terminology, definition, and usage for reporting civil, criminal, traffic, juvenile, and appellate caseload inventory as presented in the model annual

report. The classification structure and definitions serve as models of preferred terminology and meanings for purposes of statewide and national comparison. The structure in the first edition of the dictionary covers those data elements essential for classifying court caseload inventory and manner of disposition.

Both of these documents must be viewed as a logical first step in promoting comparable court statistics. They were not available to states in time to affect their reporting systems or the national-level 1976 annual report, and will not affect state production of data for the 1977 through 1979 annual reports (because states have already completed the collection of data for these years). Even so, some effects will be noticeable in each national-level annual report, starting with this one.

Future versions of the model annual report and model statistical dictionary will consider development of finer levels of detail, expansion of the classification structure, and addition of other significant information.

The State Court Organization, 1980 is also related to the annual report in that it contains the types of organizational information most often sought by court administrators and researchers.

The NCSP technical assistance effort also is interwoven with the annual report national statistical series. This is accomplished by helping states adopt the suggestions in the model annual report and model statistical dictionary and by proactive identification of particular state systems that could benefit from technical assistance directed at helping resolve existing methodological problems of classification structure, terminology, definition of local data-reporting procedures, and data handling/transformation procedures. To the extent that such technical assistance suggestions are adopted, individual states directly benefit and the annual report national statistical series indirectly benefits.

The process of building toward meaningful statistics takes time. Concurrent with expanding and refining the annual report national statistical series, the NCSP effort must encourage movement toward quality and precision in state court statistics. The necessarily longterm nature of this evolutionary process will contribute greatly to year-to-year improvements and enhancements of the statistical series. Given the complexity of the problems being faced, building toward comparability, quality assurance, and appropriate detail is a necessary incremental process. It is in this light that the NCSP presents the data and analysis contained in the Annual Report, 1977.

**Part I:
1977 State court caseload
summary statistics**

Part I:

1977 State court caseload summary statistics

The summary tables in Part I display the 1977 caseload of appellate courts and trial courts for the 50 states, the District of Columbia, Guam, and Puerto Rico. This introduction will explain the general measures of analysis used in these tables.

Measures of analysis used on summary tables

Several devices are used in the summary tables for analyzing the caseload data. The measures selected for use in the tables vary according to the data being analyzed. A brief explanation of each measure and its use in describing the court's caseload will be given.

Disposed as a percent of filed. This measure represents the percent of the number of filed cases that the court was able to dispose. The percent is computed by dividing the number of cases filed and then multiplying by one hundred. A percent over one hundred indicates that the court disposed more cases than were filed, thus reducing pending caseload. A percent significantly less than one hundred indicates that the court is not keeping up with the volume of cases being filed. This measure was not computed if the number of cases filed was less than ten or if the quantity of missing data (indicated by "i" or "p" footnotes) made it inappropriate.

End pending as a percent of filed. This figure gives the percent of the number of filed cases that were pending at the end of the year. This measure is computed by dividing the number of cases pending at the end of the year by the number of cases filed and then multiplying by one hundred. A value of one hundred percent indicates that the number of cases pending at the end of the year was equal to the number of cases filed during the year. A value higher than one hundred percent indicates a pending caseload larger than cases filed, while a value lower than one hundred percent indicates a pending caseload smaller than the number of cases filed. We expect this number to be low for case types such as traffic that have relatively quick disposition times, but it will be larger for torts and other case types that usually take longer to be processed. This percent was not computed if the number of cases filed was less than ten or if the quantity of missing data (indicated by "i" or "p" footnotes) made it inappropriate.

Number change in pending caseload. This number gives the net increase or decrease in pending caseload for the court year by subtracting the number of cases pending at the beginning of the year from the number of cases pending at the end of the year. An alternative to this calculation,

subtracting the number disposed from the number filed, was used when pending data were not available or incomplete. When this alternate formula was used, the resulting number was enclosed in parentheses. A positive number indicates that the pending caseload increased during the year while a negative number indicates that the pending caseload was reduced in size. Thus, a large negative change in pending indicates that the court is keeping the caseload current, while a large positive change in pending would indicate that the court has not kept pace with its filings.

Percent change in pending caseload. This percentage indicates the change in pending cases relative to the number of cases pending at the beginning of the year, and is obtained by dividing the number change in pending caseload by the number of cases pending at the beginning of the year and then multiplying by one hundred. (This figure cannot be calculated if the alternative formula described above was used to calculate the number change in the pending caseload.) A high negative percent indicates that the court reduced its pending caseload significantly, while a high positive percent indicates that the pending caseload increased significantly. This measure was not computed if the number of beginning pending cases was less than ten or if the jurisdiction of the court changed significantly during the year.

Filed per unit of population. The unit of state population used on all court caseload charts is 100,000. This measure compensates for variations in state population and gives a more realistic basis for comparison of caseloads among states of various sizes. If the number of filings was not available or was not complete (indicated by an "i" footnote) and the number of dispositions was available, the number of cases disposed per unit of population was entered in this column in place of the number of cases filed per population unit, and the use of this alternative quantity was indicated by enclosing it in parentheses. Population figures used in the criminal tables represent the 18-year-old plus state population. The number under 18 was used for the juvenile tables. If all other factors (court jurisdiction, case definition, etc.) are similar, the filed per unit of population statistic will permit direct comparisons among states of the number of filed cases. For civil cases in trial courts, this measure will indicate, among other things, the propensity to litigate among the citizens in a given state.

Disposed and end pending per unit of population. These measures are displayed in appellate court tables, with 100,000 as the unit of population. If all other factors (court jurisdiction,

discretionary jurisdiction, case definition, etc.) are similar, the disposed and end pending per 100,000 population statistics permit direct comparisons among states of the number of disposed and end pending cases.

Filed and disposed per judge. These measures are displayed in appellate court tables. If all other factors (court jurisdiction, discretionary jurisdiction, case definition, panels in the court, etc.) are similar, these measures will permit comparison of caseload per judge.

The necessity for caution when making any comparisons among states must be repeated. This warning holds true especially for comparisons made with the use of any of the above measures.

Appellate court summary statistics

In this section, tables are presented to show the caseload of appellate courts in 1977. Appellate courts are subdivided into courts of last resort (the final court of appeal within a particular state) and intermediate appellate courts (courts whose primary work is the disposition of initial appeals received from trial courts of general jurisdiction or administrative agencies, and whose decisions are usually subject to appeal or review by a court of last resort within a given state). For purposes of data presentation in some tables, the courts of last resort have been divided further into courts of last resort in states with intermediate appellate courts and courts of last resort in states without intermediate appellate courts. All appellate courts reported at least some caseload data.

Data presented in the following tables were compiled from all data that were available, both in annual reports and in unpublished data provided by individual appellate court clerks and state court administrators. Therefore, these data cannot be found in published annual reports alone. The sources of data from each court are shown in the individual court profiles in Part II and in Appendix A.

Three factors prevent comparability from state to state of these appellate court caseload data. These are variations in court jurisdiction, variations in case classification, and variations in the way cases are counted.

Major variation from state to state in court jurisdiction among appellate courts results from the kind and amount of discretionary jurisdiction over initial appeals granted to courts of last resort and to intermediate appellate courts. States having both levels of appellate courts generally direct the more difficult appeals to the court of last resort, but these are not necessarily the same types of cases in every state. Similarly, trial courts of general jurisdiction in some states have incidental appellate jurisdiction. These courts may receive a large portion of the initial appeals, while other states that do not assign appellate jurisdiction to general jurisdiction courts will have all of their appeals heard in the appellate courts. In these states the appellate courts will have a much higher filing rate, but not necessarily more workload than in

those states where appeals are heard in general jurisdiction courts.

These differences in appellate jurisdiction mean that the types of appellate cases will vary from state to state and that the types of issues presented will also vary in complexity. For example, criminal appeals may require less judge time than civil appeals, but the proportion of criminal appeals heard in any level of court is not the same in all states. Another example is found in the number of original jurisdiction cases. The number of and time consumed by these cases is affected by several variables, including whether or not state statutes require that collateral attacks on criminal convictions be filed originally in the trial court or in the appellate court.

Another variation in appellate court jurisdiction is in the amount of discretion in jurisdiction granted to the court. The amount of time needed to decide whether or not to hear a discretionary appeal is usually much less than the time required to hear a mandatory appeal case. The ordinary appeal of right, however, is generally less complex to decide than an appeal allowed after the exercise of discretionary jurisdiction. These variations in jurisdiction make caseload comparisons among appellate courts extremely difficult.

The second major variation in appellate court data arises in the classification of cases. The types of actions included as filings may involve time spans that vary from a few minutes to several months of judge time. Original jurisdiction cases and requests for leave to appeal generally require less judge time than appeals, while appeals of right are less complex and less time consuming than appeals allowed through discretionary jurisdiction. Many of the problems in comparability result from the various ways in which courts classify these different types of cases. Some courts report only total filings with no indication as to the types of cases included or the proportion of the caseload each type accounts for. Other courts report only what they have designated as appeals. Still other courts classify all types of cases by case category. Often definitions are not given for the case categories. The types of cases classified as appeals present a difficult problem. Requests for bail pending appeal, requests for delayed appeal, and petitions to stay the lower court ruling pending appeal generally are not considered appeals, but are counted as such in some courts. The appeals caseload will be inflated in these states. Comparison of appellate caseload is difficult because of these kinds of variations in the classification of the cases being counted.

The final variation in appellate court case data results from differences in when cases are counted and how they are counted. Some courts count cases as soon as the notice of appeal is filed while others count them at a later event, such as the filing of the record or the filing of the appellant's brief. The latter method will exclude those cases that are withdrawn before the counting point. Courts may inflate or deflate their caseload by the way they count appeals of criminal convictions for two or more defendants, by whether cross appeals are counted as separate cases, and by the way they count appeals granted

through discretionary jurisdiction. Courts with discretionary jurisdiction sometimes report the total number of cases filed without distinguishing between mandatory and discretionary jurisdiction cases; or they separate mandatory and discretionary cases filed but do not indicate the number of requests for discretionary review granted; or they provide separate data for mandatory cases, discretionary jurisdiction granted, and discretionary jurisdiction denied; or they combine mandatory jurisdiction cases and cases accepted for review, but report separately the total number of petitions for review filed, resulting in double counting of granted petitions for review.

In trying to deal with these many variations in case data, the National Court Statistics Project has presented as much information as possible about the caseload. The jurisdiction of each court is outlined briefly in the court system chart for each state located in Part II of this report. Also presented in each court statistical profile in Part II is any available information about case category classification or how and when cases are counted. Because the deciding of appeals is the primary function of the appellate courts, data on appeals should be separated from

data on procedural matters. Unfortunately, data on appeals were not reported by states in sufficient detail to separate all appellate caseloads into categories. In the detailed caseload tables (Tables 3 and 4) appeals have been distinguished from original proceedings, requests to appeal, and sentence review only cases, for courts of last resort and for intermediate appellate courts whenever such data were available. Even so, the significant differences in the definition and classification of cases in appellate courts have led the NCSP staff to define appellate caseload to include as 'cases' any appeal, any original proceeding, any request to appeal, or any sentence review only case.

The appellate tables that follow (Numbers 1 through 12) are sequenced from the presentation of general data to more specific analytical tables. The tables present general caseload, various analyses of caseload, civil and criminal breakdowns, and time-to-disposition of appeals. The last two tables (Tables 11 and 12) present 10-year trends in filings for those states reporting total case data for 5 or more years, as well as the number and percent change in filings for these courts.

Table 1: Reported and estimated national caseload for courts of last resort, intermediate appellate courts, and all appellate courts, 1977. Estimated cases per judge and per 100,000 population

Reported and estimated caseload	Beginning pending	Filled	Disposed	End pending
All appellate courts				
Reported cases.....	52,418	140,429	126,855	59,640
Number of states reporting complete data.....	34	46	47	34
Percent of population represented by complete data....	48%	84%	92%	48%
Estimated national totals.....		143,300	136,100	
Courts of last resort				
Reported cases.....	16,755	52,060	48,810	18,805
Number of states reporting complete data.....	35	46	46	35
Percent of population represented by complete data....	53%	84%	89%	53%
Percent of variance explained (R ²).....		54%	94%	
Estimated national totals.....		54,900	51,800	
Intermediate appellate courts				
Reported cases.....	35,663	88,363	78,045	40,835
Number of states reporting complete data.....	20	26	26	20
Percent of population represented by complete data....	57%	90%	93%	57%
Percent of variance explained (R ²).....		65%	95%	
Estimated national totals.....		88,400	84,300	
Estimated cases per judge				
All appellate courts.....		171	163	
Courts of last resort.....		161	152	
Intermediate appellate courts.....		178	170	
Estimated cases per 100,000 population				
All appellate courts.....		65	62	
Courts of last resort.....		25	24	
Intermediate appellate courts.....		49	47	

Note: The only data included in this table are those from the 50 states and the District of Columbia. Data from Puerto Rico are not included in this table. For inclusion on this table, a case is any appeal, any original proceeding, or any request to appeal. To ascertain the states that reported data in any category, refer to Table 2.

Reported cases:

The reported cases totals for all appellate courts, courts of last resort, or intermediate appellate courts include only data from states with data on all appellate courts, all courts of last resort, or all intermediate appellate courts, respectively.

Number of states reporting complete data:

The number of states whose total for that type of court was completed, that is, did not have footnotes "i" or "b" attached. All 50 states and the District of Columbia have courts of last resort. Only 27 states had intermediate appellate courts during 1977.

Percent of population represented:

State population figures used for all appellate courts and courts of last resort are from the revised 1977 Bureau of Census estimates and total 219,758,000 for the 50 states and the District of Columbia. Bureau of Census estimates for the population in the 27 states with intermediate appellate courts in 1977 totaled 180,343,000. The percent of population represented for each caseload category is based on the appropriate total population figure.

Estimated national totals:

Estimated national totals for 1977 are the cumulative totals of all reported data that were complete plus the estimated data for each state not reporting complete data. The procedure used to estimate incomplete or missing data is discussed in Appendix A of this volume.

Estimated cases per judge:

There were 837 judges assigned to appellate courts in 1977: 340 in courts of last resort, and 497 in intermediate appellate courts. The estimated number of cases in each of the categories was divided by the number of judges serving that level of court.

Estimated cases per 100,000 population:

Estimated cases per 100,000 population were calculated by dividing the estimated national totals by the appropriate population figure, 219,758 for all appellate courts and courts of last resort, and 180,343 for intermediate appellate courts.

Table 2: Reported appellate court caseload for courts of last resort, intermediate appellate courts, and all appellate courts, 1977. Number and percent change in pending. Number of courts of last resort and intermediate appellate courts. Number of judges in each appellate court. 1977 state population in thousands. Reported national total with number of states reporting and percent of population represented

State	Court of last resort						Intermediate appellate courts						All appellate courts						Number of state judges	Number of appellate courts	1977 population in thousands			
	Beginning pending	Filed	Dis-posed	End pending	Change in pending		Beginning pending	Filed	Dis-posed	End pending	Change in pending		Beginning pending	Filed	Dis-posed	End pending	Inter-mediate resort rate	Inter-mediate resort rate						
					Num-ber	Per-cent					Num-ber	Per-cent										Num-ber	Per-cent	
Alabama--STATE TOTAL.....	325	815	(61)P	746	(61)P	394	69	21	795	1,161	1,268	688	-107	-13	1,120	1,97P	2,014P	1,082	1	2	9	8	3,783	
Court of Civil Appeals.....	--	--	--	--	--	--	--	--	124	308	292	140	16	13	--	--	--	--	--	--	--	3	--	--
Court of Criminal Appeals	--	--	--	--	--	--	--	--	671	853	976	548	-123	-18	--	--	--	--	--	--	--	5C	--	--
Alaska.....	391	613	450	554	163	42	--	--	--	--	--	--	--	--	391	613	450	554	1	0	5	--	396	
Arizona.....	210	964	1,009	1,009	165	-45	-21	1,417	2,005	1,894	1,528	111	8	1,627	2,969	2,903	1,693	1	1	1	5	12	2,427	
Arkansas.....	313	694	662	345	32	10	--	--	4,544P	11,460	12,134	5,163P	(674)	--	313	694	662	345	1	0	7	--	2,207	
California.....	3,650	(231)P	3,554	(231)P	374	31	9	674	1,128	918	884	210	31	1,017	1,863	1,622	1,258	1	1	7	56	22,350		
Colorado.....	343	735	704	374	31	9	--	--	674	1,128	918	884	210	31	1,017	1,863	1,622	1,258	1	1	7	10	2,696	
Connecticut.....	380P	409P	359	487P	107P	28P	--	--	--	--	--	--	--	--	380P	409P	359	487P	1	0	6	--	3,089	
Delaware.....	286	364	316	334	48	17	--	--	--	--	--	--	--	--	286	364	316	334	1	0	3	--	595	
District of Columbia.....	1,122	1,353	1,314	1,161	39	3	--	--	--	--	--	--	--	--	1,122	1,353	1,314	1,161	1	0	9	--	682	
Florida.....	985	2,253	2,119	1,119	134	14	6,069	9,647	8,952	6,764	695	11	7,054	11,900	11,071	8,071	1	1	7	28	8,889			
Georgia.....	411	1,496	1,520	384	-27	-7	--	--	0	2,132	2,132	0	0	0	411	3,628	3,652	384	1	1	7	9	5,212	
Hawaii.....	320	316	153	483	163	51	--	--	--	--	--	--	--	--	320	316	153	483	1	0	5	--	916	
Idaho.....	399	374	304	469	70	18	--	--	--	--	--	--	--	--	399	374	304	469	1	0	5	--	883	
Illinois.....	351	1,139	(159)P	1,121	(159)P	369	18	5	4,111	4,381	4,579	3,913	-198	-5	4,462	5,320P	5,700P	4,282	1	1	7	34	11,406	
Indiana.....	80	476	(13)P	406	(13)P	150	70	88	627	883	758	752	125	20	707	1,359P	1,166P	902	1	1	5	9	5,405	
Iowa.....	1,078	1,231	(19)P	1,075	(19)P	848	-230	-21	69	356	330	95	26	38	1,147	1,587P	1,405P	943	1	1	9	5	2,914	
Kansas.....	337	464	451	350	13	4	135	370	133	372	372	237	176	472	834	584	722	1	1	7	7	2,318		
Kentucky.....	463	(39)P	1,076	(39)P	350	(-61)3	4	783	1,922	1,564	1,141	358	46	783P	2,386P	2,640P	1,141P	1	1	7	14	3,575		
Louisiana.....	2,266	(317)P	2,013	(317)P	317	(253)	7	854	2,407	2,352	909	55	6	854P	4,673P	4,365P	909P	1	1	7	29	4,016		
Maine.....	314	379	282	411	97	31	--	--	--	--	--	--	--	--	314	379	282	411	1	0	7	--	1,105	
Maryland.....	14	558	(11)P	556	(114)P	13	-1	-7	237	1,545(20)P	1,629(20)P	153	-84	-35	251	2,103P	2,185P	166	1	1	7	12	4,195	
Massachusetts.....	1,005P	1,005P	--	--	--	--	--	--	1,166	912	--	--	--	--	2,171P	912P	--	--	1	1	7	6	5,744	
Michigan.....	736	1,503	(259)P	1,237	(259)P	786	50	7	5,274P	4,788	--	--	--	--	736P	6,777P	6,025P	786P	1	1	7	18	9,157	
Minnesota.....	1,001	(5)P	857P	(5)P	144	(144)	--	--	--	--	--	--	--	--	1,001P	857P	--	--	1	0	9	--	3,980	
Mississippi.....	153	797	918	32	-121	-79	--	--	--	--	--	--	--	--	153	797	918	32	1	0	9	--	2,460	
Missouri.....	95	667	570	192	97	102	2,033	2,146	2,244	1,966	-67	-3	2,128	2,813	2,814	2,158	1	1	7	22	4,845			
Montana.....	470P	609P	463	468P	16P	<-1	--	--	--	--	--	--	--	--	470P	609P	463	468P	1	0	5	--	771	
Nebraska.....	259	1,092	898	453	194	75	--	--	--	--	--	--	--	--	259	1,092	898	453	1	0	5	--	678	
Nevada.....	202	315	348	169	-33	-16	--	--	--	--	--	--	--	--	202	315	348	169	1	0	5	--	872	
New Hampshire.....	622P	902P	(150)P	1,312	(150)P	393P	-229P	-37P	4,793	5,978	4,969	5,802	1,009	21	5,415P	6,281P	6,195P	1	1	7	21	7,342		
New Jersey.....	123	632	(27)P	584	(27)P	169	46	37	145	576	503	218	73	50	268	1,208P	1,087P	387	1	1	5	5	1,225	
New Mexico.....	1,966P	(154)P	3,221	(154)P	10,256P	9,714	--	--	--	--	--	--	--	--	12,222P	12,935P	--	--	1	2	7	33	17,852	
Appellate Divisions of the Supreme Court.....	--	--	--	--	--	--	--	--	7,826P	7,856	--	--	--	--	--	--	--	--	--	--	--	24P	--	--
Appellate Terms of the Supreme Court.....	--	--	--	--	--	--	--	--	2,430	1,858	--	--	--	--	--	--	--	--	--	--	--	9	--	--
North Carolina.....	42P	463	(50)P	458	(52)P	46P	4P	10P	1,078	846	--	--	--	--	42P	1,543P	1,306P	46P	1	1	7	9	5,668	
North Dakota.....	8	186	179	15	7	--	--	--	--	--	--	--	--	--	8	186	179	15	1	0	5	--	649	

(continued on next page)

Table 2: Reported appellate court caseload for courts of last resort, intermediate appellate courts, and all appellate courts, 1977 (continued).

State	Court of last resort						Intermediate appellate courts						All appellate courts						1977 state population		
	Beginning pending	Filed	Dis-posed	End pending	Change in pending		Beginning pending	Filed	Dis-posed	End pending	Change in pending		Beginning pending	Filed	Dis-posed	End pending	Number of courts	Number of judges		Inter-lation	
					Num-ber	Per-cent					Num-ber	Per-cent									Num-ber
Ohio.....	336	893	831	398	62	18	4,591	7,992	7,929	5,977	1,386	30	4,591	9,208	9,423	5,977	1	7	44	10,771	
Alabama--STATE TOTAL.....	1,646	2,002	1,912	1,744	98	6	163	353	387	129	-34	-21	1,809	2,359	2,298	1,873	2	1	12	6	2,866
Supreme Court.....	1,310	1,109	1,081	1,346	36	3	--	--	--	--	--	--	--	--	--	--	--	--	9	--	--
Court of Criminal Appeals.....	336	893	831	398	62	18	4,591	7,992	7,929	5,977	1,386	30	4,591	9,208	9,423	5,977	1	7	44	10,771	
Oregon.....	395	885	812	468	73	18	730	2,348	2,054	1,024	294	40	1,125	3,233	2,866	1,492	1	3	--	--	2,439
Pennsylvania--STATE TOTAL.....	1,549	1,181	1,118	1,346	63	14	730	2,348	2,054	1,024	294	40	1,125	3,233	2,866	1,492	1	3	--	--	2,439
Superior Court.....	--	--	--	--	--	--	730	2,348	2,054	1,024	294	40	1,125	3,233	2,866	1,492	1	3	--	--	2,439
Commonwealth Court.....	--	--	--	--	--	--	3,700	6,364	--	--	--	--	--	--	--	--	--	--	--	--	11,882
Puerto Rico.....	450	1,248	1,309	389	-61	-14	--	2,664	--	--	--	--	450	1,248	1,309	389	1	0	7	--	3,321
Rhode Island.....	447	427	583	521	74	17	--	--	--	--	--	--	447	427	583	521	1	0	5	--	955
South Carolina.....	193	487	416	264	71	37	--	--	--	--	--	--	193	487	416	264	1	0	5	--	2,989
South Dakota.....	270	288	246	307	37	14	--	--	--	--	--	--	270	288	246	307	1	0	5	--	689
Tennessee--STATE TOTAL.....	879	988	826	988	53	14	1,472	1,555	785	1,080	(-83)	(-27)	270	288	246	307	1	0	5	--	4,402
Court of Appeals.....	--	--	--	--	--	--	1,472	1,555	785	1,080	(-83)	(-27)	270	288	246	307	1	0	5	--	4,402
Court of Criminal Appeals.....	--	--	--	--	--	--	714	770	--	--	--	--	--	--	--	--	--	--	--	--	9
Texas--STATE TOTAL.....	1,397	5,727	5,778	2,306	909	65	978	1,969	1,867	1,080	102	10	2,375	7,698	7,649	3,586	2	1	14	42	13,192
Supreme Court.....	298	1,035	899	950	45	17	--	--	--	--	--	--	--	--	--	--	--	--	--	--	--
Court of Criminal Appeals.....	1,139	4,692	4,879	2,003	864	76	978	1,969	1,867	1,080	102	10	2,375	7,698	7,649	3,586	2	1	14	42	13,192
Utah.....	269	364	344	289	20	7	--	--	--	--	--	--	--	634	659	--	--	--	--	--	--
Vermont.....	591	1,932	2,122	748	137	27	--	--	--	--	--	--	269	364	344	289	1	0	5	--	1,316
Virginia.....	335	638	562	411	76	23	--	--	--	--	--	--	591	1,932	1,767	748	1	0	5	--	492
Washington.....	51	863	1,815	820	6	12	1,915	1,996	1,634	2,277	362	19	2,290	2,634	2,196	2,688	1	1	9	16	3,206
West Virginia.....	639	904	801	742	103	16	--	--	--	--	--	--	51	863	820	57	1	0	5	--	1,906
Wisconsin.....	153	146	177	122	-31	-20	--	--	--	--	--	--	639	904	801	742	1	0	7	--	4,613
Wyoming.....	--	--	--	--	--	--	--	--	--	--	--	--	153	146	177	122	1	0	5	--	412
Reported national totals*.....	15,421	48,419	46,914	17,800	31,119	78,109	78,045	35,672	78,045	35,672	34,783	119,384	126,839	39,045	54	31	340	497	223,079		
Number states reporting*.....	36	47	47	36	20	26	20	26	26	20	20	26	26	26	26	20	31	340	497	223,079	
Percent of population represented*.....	53%	84%	89%	53%	57%	90%	57%	93%	93%	57%	57%	90%	93%	93%	57%	49%	84%	92%	49%	49%	

Note: For inclusion on this table, a case is defined as any appeal, original proceeding, request to appeal, or sentence review only case. All available data are entered in the table and all appropriate calculations are included. Blank spaces indicate that either the data are not available or the calculations were not appropriate. Numbers in parentheses, representing the number of requests to appeal that were granted, were not included in any of the calculations.

-- = Not applicable.

Note: For inclusion on this table, a case is defined as any appeal, original proceeding, request to appeal, or sentence review only case. All available data are entered in the table and all appropriate calculations are included. Blank spaces indicate that either the data are not available or the calculations were not appropriate. Numbers in parentheses, representing the number of requests to appeal that were granted, were not included in any of the calculations.

-- = Not applicable.

Judge Information:

Alabama--Court of Criminal Appeals--In addition to its regular judges, this court also has three supernumerary judges assigned to it.

New York--Appellate Divisions of the Supreme Court--This court also had 11 justices and 8 certified retired justices temporarily assigned to it during 1977.

Cases are not included in the total to avoid double counting:

A request to appeal granted is not counted as a disposed or as a filled appeal. It is counted as a disposition only when the resulting appeal is disposed.

The numbers of requests to appeal granted are the numbers appearing in parentheses. These data were not included in the data when the caseloads of all appellate courts were combined for the set of columns headed "all appellate courts," or in any of the other calculations included in the table.

Data are not complete. Explanation of which data are not included in the figure may be found on the particular court profile in the 1977 appendix volume of this report.

California--Intermediate appellate court--Pending data do not include original jurisdiction cases.

Connecticut--Court of last resort--Pending and filled data do not include requests to appeal cases.

Massachusetts--Court of last resort--The only data that were available for this court were the number of appeals filed.

Nebraska--Court of last resort--Data do not include request to appeal cases.

New Jersey--Court of last resort--Pending and filled data do not include all requests to appeal cases.

New York--Court of last resort--Filing data available for request to appeal cases were incomplete.

Appellate Divisions of the Supreme Court--Filing data available for original proceedings were incomplete.

North Carolina--Court of last resort--Pending data do not include requests to appeal.

Pennsylvania--Court of last resort--The only disposition data available were the number of requests to appeal granted.

South Dakota--Court of last resort--Pending data do not include any original proceedings or requests to appeal.

Utah--Court of last resort--Cases disposed includes only cases disposed by opinion or dismissed.

Data were not available for all courts in the state.

*Reported national totals:

The reported national totals include only data for states reporting data in the caseflow category for all courts in the state. Not included in these national totals are incomplete data, indicated by an "n" or "p" footnote for the New York court of last resort filings, the Pennsylvania intermediate appellate courts dispositions, the Tennessee court of last resort dispositions, the Utah court of last resort dispositions, and the California, Georgia, Kentucky, Louisiana, North Carolina, and Ohio "all appellate courts" beginning pendings and end pendings.

Number of states reporting:

Reported cases for courts of last resort and "all appellate courts" are from the 50 states, the District of Columbia, and Puerto Rico. Reported cases for intermediate appellate courts are from the 27 states with intermediate appellate courts.

Percent of population represented:

State populations used for courts of last resort and "all appellate courts" are the revised 1977 Bureau of Census estimates and total 223,079,000 for the 50 states, the District of Columbia, and Puerto Rico. Population for the 27 states with intermediate appellate courts totals 180,343,000. The percent of population represented for each caseflow category is based on these total population figures.

Table 3: Detailed category caseload for courts of last resort, 1977. Appeals, original proceedings, requests to appeal, and total cases. Reported national totals with number of states reporting and percent of population represented

State and court title	Beginning pending				Filed				Disposed				End pending							
	Appeals	Original proceedings	Requests to appeal	Sentence only	Total cases	Appeals	Original proceedings	Requests to appeal	Sentence only	Total cases	Appeals	Original proceedings	Requests to appeal	Sentence only	Total cases	Appeals	Original proceedings	Requests to appeal	Sentence only	Total cases
Alabama--Supreme Court.....	X	X	0	0	325	X	X	292	63	815(61)e	X	X	X	40	746(61)e	X	X	0	0	394
Alaska--Supreme Court.....	350	5	20	16	391	407	17	126	63	613	289	18	103	40	450	468	4	43	39	554
Arizona--Supreme Court.....	126	84	0	0	210	120	844	844	0	964	177	832	0	0	1,009	69	96	0	0	165
Arkansas--Supreme Court.....	304	6	NH	0	313	606	88	NH	694	694	576	86	NH	662	662	334	11	NH	0	345
California--Supreme Court.....	X	X	X	X	343	27(194)e	896(37)e	2,927	3,850(231)e	3,850(231)e	91	767	2,696(231)e	3,554(231)e	704	X	X	X	X	374
Colorado--Supreme Court.....	380	X	X	X	380	409	0	284	409	409	302	X	X	X	704	X	X	X	X	487
Connecticut--Supreme Court.....	286	(J)	NH	0	286	364	(J)	NH	364	364	316	(J)	NH	359	487	334	(J)	NH	0	487
District of Columbia--Court of Appeals.....	1,122	0	(J)	0	1,122	1,327	26	(J)	1,353	1,353	1,288	26	(J)	0	1,314	1,16	(J)	0	0	1,161
Florida--Supreme Court.....	X	X	X	X	985	291	543	1,419	2,253	2,253	223	558	1,338	2,119	2,119	X	X	X	X	1,119
Georgia--Supreme Court.....	270	NH	141	0	411	878	NH	618	1,496	1,496	894	NH	626	1,520	294	NH	130	0	0	384
Hawaii--Supreme Court.....	316	4	320	303	320	303	13	316	316	316	144	9	9	153	475	0	0	0	0	483
Idaho--Supreme Court.....	380	19	399	345	399	345	29	374	374	374	267	37	37	304	458	11	185	0	0	469
Illinois--Supreme Court.....	187	18	146	351	351	64(155)e	103(4)e	972	1,139(159)e	1,139(159)e	237	106(4)e	778(155)e	1,121(159)e	169	15	185	0	0	369
Indiana--Supreme Court.....	X	X	X	80	80	X(13)e	X	X	476(13)e	476(13)e	156	69	181(13)e	406(13)e	406(13)e	X	X	X	X	150
Iowa--Supreme Court.....	333	4	X	1,078	337	436	28	198	1,231(19)e	1,231(19)e	940	4	117(19)e	14	1,075(19)e	X	X	X	X	848
Kentucky--Supreme Court.....	X	X	X	0	0	78(39)e	57	328	463(39)e	463(39)e	429	22	451	451	451	340	10	0	0	350
Louisiana--Supreme Court.....	279	0	0	35	314	603(317)e	36	1,622	2,266(317)e	2,266(317)e	781	10	1,222(317)e	2,013(317)e	2,013(317)e	369	0	0	0	411
Maine--Supreme Court.....	14	0	0	0	14	62(111)e	16	480	558(111)e	558(111)e	174	16	366(114)e	556(114)e	556(114)e	13	0	0	0	13
Massachusetts--Supreme Judicial Court.....	126	(J)	610	736	736	0(259)e	(J)	1,503	1,503	1,503	260	(J)	977(259)e	1,237(259)e	1,237(259)e	125	(J)	661	0	786
Michigan--Supreme Court.....	151	2	X	153	153	759(5)e	139	103	1,001(5)e	1,001(5)e	424	433	(5)e	857(5)e	857(5)e	29	3	0	0	32
Minnesota--Supreme Court.....	71	X	X	95	95	658	139	797	1,001(5)e	1,001(5)e	780	138	918	918	918	110	X	X	X	192
Mississippi--Supreme Court.....	470	(J)	X	470	470	377	92	X	667	667	119	336	315	570	570	463	0	0	0	468
Montana--Supreme Court.....	X	X	X	202	202	607	(J)	404	607	607	609	(J)	X	609	609	468	(J)	0	0	453
Nebraska--Supreme Court.....	195	42	383	627	627	266	49	404	1,092	1,092	X	X	X	898	898	X	X	X	169	
Nevada--Supreme Court.....	X	X	X	123	123	75(150)e	62	765	902(150)e	902(150)e	244	70	998(150)e	1,312(150)e	1,312(150)e	176	34	183	0	393
New Hampshire--Supreme Court.....	X	X	X	42	42	273(27)e	189	167	632(27)e	632(27)e	241	200	143(27)e	584(27)e	584(27)e	X	X	X	X	169
New Jersey--Supreme Court.....	8	0	0	8	8	502(154)e	1,464	1,464	1,966(154)e	1,966(154)e	641	X	2,580(154)e	3,221(154)e	3,221(154)e	X	X	X	X	461
New Mexico--Supreme Court.....	X	X	X	1,646	1,646	128(44)e	5(6)e	332	465(50)e	465(50)e	159	16	280(52)e	458(52)e	458(52)e	X	X	0	0	15
New York--Court of Appeals.....	X	X	X	1,310	1,310	140(111)e	195	1,221	1,516(111)e	1,516(111)e	189	162	1,143(111)e	1,494(111)e	1,494(111)e	15	0	0	0	15
North Carolina--Supreme Court.....	X	X	X	336	336	X	X	X	2,002(39)e	2,002(39)e	1,206	416	179(39)e	1,912(39)e	1,912(39)e	X	X	X	X	1,744
North Dakota--Supreme Court.....	X	X	X	48	48	731(39)e	197	181	1,109(39)e	1,109(39)e	783	149	149(39)e	1,081(39)e	1,081(39)e	X	X	X	X	1,346
Ohio--Supreme Court.....	X	X	X	395	395	523	267	X	893	893	523	267	36	831	831	X	X	X	X	398
Oklahoma--STATE TOTAL.....	X	X	X	48	48	466(39)e	108	311	885(39)e	885(39)e	X	X	235(39)e	812(39)e	812(39)e	X	X	X	X	468

	187	26	237	450	705(118) ^e	844	1,549(118) ^e	366	28	915	1,309	180	26	183	389				
Pennsylvania--Supreme Court.....																			
Puerto Rico--Supreme Court.....	X	X	X	447	292	39	427	X	X	X	353	X	X	X	521				
Rhode Island--Supreme Court.....	191	2		193	473	14	487	400	16	416	264	0			264				
South Carolina--Supreme Court.....	270			270	257(2) ^e	15	288(2) ^e	222	9	15(2) ^e	246(2) ^e	307			307				
South Dakota--Supreme Court.....		NH			232(98) ^e	NH	879(98) ^e	314	NH	512(98) ^e	826(98) ^e	NH							
Tennessee--Supreme Court.....	1,105	53	239	1,397	3,310(167) ^e	0(19) ^e	5,727(186) ^e	2,639	16	2,123(218) ^e	4,778(218) ^e	1,946	45	315	2,306				
Texas--STATE TOTAL.....	301	53	175	258	14(70) ^e	0(19) ^e	1,035(89) ^e	75	16	859(121) ^e	950(121) ^e	42	45	216	303				
Supreme Court.....	1,075	64		1,139	3,296(97) ^e		4,692(97) ^e	2,564		1,264(97) ^e	3,828(97) ^e	1,904		99	2,003				
Court of Criminal Appeals.....				634			634	691			691								
Utah--Supreme Court.....	267	2	269	591	354	10	354	334	10	344	544	287	2	289	289				
Vermont--Supreme Court.....	112	61	418	591	0(212) ^e	X	1,932(212) ^e	229	261	1,277(212) ^e	1,767(212) ^e	136	70	542	748				
Virginia--Supreme Court.....	198	3	134	335	222	11	638	200	6	356	562	220	8	183	411				
Washington--Supreme Court.....	5	3	43	51	0(185) ^e	443	865(185) ^e	179	443	198(222) ^e	820(222) ^e	11	3	43	57				
West Virginia--Supreme Court of Appeals.....	630	9	0	639	750	98	904	649	96	56	801	731	11	0	742				
Wisconsin--Supreme Court.....	X	X	NH	153	135	11	146	160	17	NH	177	X	X	NH	122				
Wyoming--Supreme Court.....																			
Reported national totals*.....	8,333	343	2,036	51,154	21,696	4,745	19,073	113	48,419	19,035	5,077	20,205	108	46,914	9,936	357	2,665	81	17,800
Number of states reporting*.....	28	21	14	2	36	49	28	2	47	41	34	4	47	28	21	14	2	56	2
Percent of population represented*.....	44%	34%	32%	53%	95%	64%	68%	84%	68%	84%	68%	80%	84%	34%	32%	44%	34%	32%	53%

Note: For inclusion on this table, a case is defined as any appeal, original proceeding, request to appeal, or sentence review only case. All available data are entered in the table. Blank spaces indicate that the data are not available. Number in parentheses, representing the number of requests to appeal that were granted, were not included in any of the calculations.

NH = This case type is not handled in this court.
 X = The data for this case type are known to be included in the total but were not available by category.

Cases are not included in the total to avoid double counting:
 A request to appeal granted is not counted as a disposed request to appeal or as a filed appeal. It is counted as a disposition only when the resulting appeal is disposed. The numbers of requests to appeal granted are the figures appearing in parentheses. These numbers were not included in any of the calculations.
 Data are not complete:

- Connecticut--Total cases pending and filed include appeals only.
- Indiana--The number of criminal requests to appeal granted was not available and therefore the appeals filed figure and the requests to appeal disposed figure are not complete.
- Massachusetts--Total case filings include appeals only.
- Minnesota--The number of requests to appeal denied are not known and are not included in the disposed data.
- Nebraska--Total cases data include appeals and original jurisdiction cases only.
- New Jersey--Not all requests to appeal are included in the pending and filed data. Dispositions are complete.
- New York--Filing data do not include all requests to appeal. Dispositions are complete as reported.
- North Carolina--Pending data reported include appeals and original jurisdiction cases only.
- South Dakota--Pending data are available for appeals only.
- Utah--Appeals disposed and total cases disposed include only those cases disposed by opinion or dismissed.
- Explanation of data included in the category:
 Colorado--Total cases filed also includes two requests for stay pending appeal that were filed during the time period.
 Delaware--Appeals data reported also include original applications, advisory opinions, and certifications.
 District of Columbia--Appeals data reported also include petitions for review.
 Iowa--Original proceedings and sentence review only cases filed are included in the appeals filed figure.
 Michigan--A few original jurisdiction cases are included with the appeal and request to appeal figures.
 Nebraska--The few original jurisdiction cases that the court handles are included in with the appeals figures.
 Texas--Supreme Court--Pending data for some original jurisdiction cases are included with the number of appeals pending.

*Reported national totals:
 The reported national totals included only data for states reporting data in the caseload category for all courts in the state. Only complete data were included in the national totals. Figures marked with an "i" footnote were not included; those marked with a "j" were included. The numbers of requests to appeal granted that appear in parentheses were not included in the totals to avoid double counting (see footnote "e").
 Number of states reporting:
 Reported cases for appeals and total cases are from the 50 states, the District of Columbia, and Puerto Rico. Reported cases from original proceedings and requests to appeal are from the 50 states and 49 states handling original proceedings.
 Percent of population represented:
 State populations used are the revised Bureau of Census estimates and total 223,079,000 from the 50 states, the District of Columbia, and Puerto Rico. The total population is 213,465,000 for the 50 states handling original proceedings and 219,865,000 for the 49 states handling requests to appeal.

Table 4: Detailed category caseflow for intermediate appellate courts, 1977.
Appeals, original proceedings, requests to appeal, and total cases. Reported national totals with number of states reporting and percent of population represented

State and court title	Beginning pending				Filed				Disposed				End pending			
	Appeals	Original proceedings	Requests to appeal	Total	Appeals	Original proceedings	Requests to appeal	Total	Appeals	Original proceedings	Requests to appeal	Total	Appeals	Original proceedings	Requests to appeal	Total
Alabama--STATE TOTAL.....	795		(J)	795	1,161		(J)	1,161	1,268		(J)	1,268	688		(J)	688
Court of Civil Appeals.....	124			124	308			308	292			292	140			140
Court of Criminal Appeals.....	671		(J)	671	853		(J)	853	976		(J)	976	548		(J)	548
Arizona--Court of Appeals.....	1,408	9		1,417	1,815	190		2,005	1,702	192		1,894	1,521	7		1,528
California--Courts of Appeals.....	4,544		NH	4,544	7,323	4,137	NH	11,460	7,994	4,140	NH	12,134	5,163		NH	5,163
Colorado--Court of Appeals.....	674	NH		674	1,128		NH	1,128	918		NH	918	884	NH		884
Florida--District Courts																
of Appeals.....	X	X	X	6,069	8,228	684	735	9,647	8,025	531	396	8,952	X	X	X	6,764
Georgia--Court of Appeals.....	0	0	0	0	1,836	0	296	2,132	1,836	0	296	2,132	0	0	0	0
Illinois--Appellate Court.....	4,111	NH	NH	4,111	4,381		NH	4,381	4,579		NH	4,579	3,913		NH	3,913
Indiana--Court of Appeals.....	627			627	883			883	758			758	752			752
Iowa--Court of Appeals.....	69			69	356			356	330			330	93			93
Kansas--Court of Appeals.....	135			135	370			370	133			133	372			372
Kentucky--Court of Appeals.....	780	3	0	783	1,794	120	8	1,922	1,454	104	6	1,564	1,120	19	2	1,141
Louisiana--Courts of Appeal.....	X	X		854	2,092	315		2,407	2,054	298		2,352	X	X		909
Maryland--Court of Special Appeals.....	237		0	237	1,363(20) ^a	182		1,545(20) ^a	1,467		162(20) ^a	1,629(20) ^a	153		0	153
Massachusetts--Appellate Court.....					1,166			1,166	912			912				
Michigan--Court of Appeals.....					3,673	X	X	5,274	X	X	X	4,788				
Missouri--Court of Appeals.....	2,003	X	X	2,033	1,797	348	1	2,146	1,907	X	X	2,244	1,919	X	X	1,966
New Jersey--Appellate Division																
of Superior Court.....	4,748	45		4,793	5,208	770		5,978	4,249	720		4,969	5,707	95		5,802
New Mexico--Court of Appeals.....	145			145	576			576	503			503	218			218
New York--STATE TOTAL.....					10,256			10,256	9,602	112 ^b		9,714				
Appellate Divisions of the																
Supreme Court.....					7,826	(J)		7,826	7,744	112		7,856				
Appellate Terms of the																
Supreme Court.....					2,430			2,430	1,858			1,858				
North Carolina--Court of Appeals.....					1,078			1,078	846			846				
Ohio--Court of Appeals.....	4,328	263	NH	4,591	7,290	702	NH	7,992	7,183	746	NH	7,929	5,736	241	NH	5,977
Oklahoma--Court of Appeals.....	163			163	353			353	387			387	129			129
Oregon--Court of Appeals.....	730			730	2,348			2,348	2,054			2,054	1,024			1,024
Pennsylvania--STATE TOTAL.....					6,116		248 ^c	6,364								
Superior Court.....					3,700			3,700								
Commonwealth Court.....					2,416	248		2,664								
Tennessee--STATE TOTAL.....					1,391	81		1,472	785 ^d	X		1,555				
Court of Appeals.....		NH			758	NH		758	785	NH		785		NH		
Court of Criminal Appeals.....					633	81		714	X	X		770				
Texas--Courts of Civil Appeals.....	978			978	1,969			1,969	1,867			1,867	1,080			1,080
Washington--Court of Appeals.....	1,841	21	53	1,915	1,697	143	156	1,996	1,380	102	152	1,634	2,158	62	57	2,277
Reported national totals*	28,316	296	98	31,119	77,648	6,720	2,148	78,109	63,406	6,113	1,734	78,045	32,632	329	154	35,672
Number of states reporting*	19	5	5	20	27	10	7	26	24	8	7	26	19	5	5	20
Percent of population represented*	63%	15%	17%	57%	100%	42%	27%	90%	86%	36%	26%	93%	63%	15%	17%	57%

Note: For inclusion on this table, a case is defined as any appeal, original proceeding, request to appeal or sentence review only case. All available data are entered in the table. Blank spaces indicate that the data are not available.

NH = This case type is not handled in this court.
X = The data for this case type are known to be included in the total but were not available by category.

^aCases not included in the total to avoid double counting:
A request to appeal granted is not counted as a disposed request to appeal or as a filed appeal. It is counted as a disposition only when the resulting appeal is disposed. The numbers of requests to appeal granted are the numbers appearing in parentheses in the table. These numbers are not included in the calculated national totals.

^bData are not complete.
California--Total cases pending figures only include appeals pending.
New York--Appellate Divisions of the Supreme Court--Total cases filed does not include all original jurisdiction cases.

^cExplanation of data included in the category:
Alabama--Court of Criminal Appeals-- Appeals data reported also include request to appeal case figures.
Iowa-- Sentence review only data are included with the figures given for appeals. Two of these cases were disposed during the year. The numbers of these cases pending and filed during the year could not be identified.
Kansas--The beginning pending figure given for this court represents the number of cases transferred to it from the Supreme Court when it was created during 1977.
New York--Appellate Divisions of the Supreme Court--Some original jurisdiction cases are included in with appeals in the filing and disposition data reported.

^dAdditional information:
The Kansas Court of Appeals was created on January 10, 1977 in the middle of the court reporting period. Data are reported for the six-month period from January through June for the 1977 court year.
Data were not available for all courts in the state. These incomplete data were not included in the calculated national totals.

*Reported national totals:
The reported national totals include only data for states reporting data in the caseflow category for all courts in the state. Incomplete data in Pennsylvania and New York were not included in these national totals.

Number of states reporting:
Reported cases for appeals and total cases are from the 27 states with intermediate appellate courts. Reported cases for original proceedings and requests to appeal are from the 25 states and 24 states, respectively, handling each case type.

Percent of population represented:
State populations used are the revised Bureau of Census estimates and total 180,343,000 for the 27 states with intermediate appellate courts. The total population is 168,241,000 for the 25 states handling original proceedings and 137,816,000 for the 24 states handling requests to appeal. The percent of population represented for each caseflow category is based on these total population figures.

Table 5: Caseflow for courts of last resort in states with intermediate appellate courts, 1977. State population. Disposed and end pending as a percent of filed. Number and percent change in pending. Filed and disposed per judge. Filed, disposed, and end pending per 100,000 population

State and court title	State population in thousands	Number of Judges	Beginning pending	As percent of filed			Change in pending		Per Judge		Per 100,000 population				
				Filed	Disposed	End pending	Dis-posed	End pend-ing	Number	Per-cent	Filed	Dis-posed	End pending		
Alabama--Supreme Court.....	3,783	9	325	815 (61) ^o	746 (61) ^o	394	92	48	69	21	91	83	22	20	10
Arizona--Supreme Court.....	2,427	5	210	964	1,009	165	105	17	-45	-21	193	202	40	42	7
California--Supreme Court.....	22,350	7		3,850 (231) ^o	3,554 (231) ^o		92		(296)		550	508	17	16	
Colorado--Supreme Court.....	2,696	7	343	735	704	374	96	51	31	9	105	101	27	26	14
Florida--Supreme Court.....	8,889	7	985	2,253	2,119	1,119	94	90	134	14	322	303	25	24	13
Georgia--Supreme Court.....	5,212	7	411	1,496	1,520	384	102	26	-27	-7	214	217	29	29	7
Illinois--Supreme Court.....	11,406	7	351	1,139 (159) ^o	1,121 (159) ^o	369	98	32	18	5	163	160	10	10	3
Indiana--Supreme Court.....	5,405	5	80	476 (133) ^{o1}	406 (133) ^{o1}	150	85 ¹		70	88	95	81	9 ¹	8 ¹	3
Iowa--Supreme Court.....	2,914	9	1,078	1,231 (19) ^o	1,075 (19) ^o	848	87	69	-230	-21	139	119	42	37	29
Kansas--Supreme Court.....	2,318	7	337	464	451	350	97	75	13	4	66	64	20	19	15
Kentucky--Supreme Court.....	3,575	7		463 (39) ^o	1,076 (39) ^o		232		(-613)		66	154	13	30	
Louisiana--Supreme Court.....	4,016	7		2,266 (317) ^o	2,013 (317) ^o		89		(253)		324	288	56	50	
Maryland--Court of Appeals.....	4,195	7	14	598 (111) ^o	556 (114) ^o	13	100	2	-1	-7	80	79	13	13	<1
Massachusetts--Supreme Judicial Court.....	5,744	7		1,005 ¹							144 ¹		17 ¹		
Michigan--Supreme Court.....	9,157	7	736	1,503 (259) ^o	1,237 (259) ^o	786	92	52	50	7	215	179	16	4	9
Missouri--Supreme Court.....	4,845	7	95	667	570	192	85	29	97	102	95	81	14	12	4
New Jersey--Supreme Court.....	7,342	7	622 ¹	902 ¹ (150) ^o	1,312 (150) ^o	393 ¹		44 ¹	-229	-37	129 ¹	187	12 ¹	8	5 ¹
New Mexico--Supreme Court.....	1,225	5	123	632 (27) ^o	584 (27) ^o	169	92	27	46	37	126	117	52	48	14
New York--Court of Appeals.....	17,852	7		1,966 ¹ (154) ^o	3,221 (154) ^o						281 ¹	460	11 ¹	18	
North Carolina--Supreme Court.....	5,668	7	42 ¹	465 (50) ^o	458 (52) ^o	46 ¹	98		4 ¹	10 ¹	66	65	8	8	<1 ¹
Ohio--Supreme Court.....	10,771	7		1,516 (111) ^o	1,494 (111) ^o		99		(22)		217	213	14	14	
Oklahoma--STATE TOTAL.....	2,866	12	1,646	2,002 (39) ^o	1,912 (39) ^o	1,744	96	87	98	6	157	159	70	67	61
Supreme Court ²	--	9	1,310	1,109 (39) ^o	1,081 (39) ^o	1,346	97	129	36	3	123	120	39	38	47
Court of Criminal Appeals ³	--	3	336	893	831	398	93	45	62	18	298	277	31	29	14
Oregon--Supreme Court.....	2,439	7	395	885 (39) ^o	812 (39) ^o	468	92	53	73	18	126	116	36	33	19
Pennsylvania--Supreme Court.....	11,882	7		1,549 (118) ^o							221		13		
Tennessee--Supreme Court.....	4,402	5		879 (98) ^o	826 (98) ^o		94		(53)		180	165	20	19	
Texas--STATE TOTAL.....	13,192	14	1,397	5,727 (186) ^o	4,778 (186) ^o	2,306	83	40	909	65	409	341	43	36	17
Supreme Court ⁴	--	9	258	1,035 (89) ^o	950 (121) ^o	303	92	29	45	17	115	106	8	7	2
Court of Criminal Appeals ⁵	--	5	1,139	4,692 (97) ^o	3,828 (97) ^o	2,003	82	43	864	76	938	766	36	29	15
Washington--Supreme Court.....	3,772	9	335	638	562	411	88	64	76	23	71	62	17	15	11

Notes: For inclusion on this table, a case is defined as any appeal, original proceeding, request to appeal, or sentence review only case. All available data are entered in the table and all appropriate calculations are included. Blank spaces indicate that either the data are not available or the calculations were not appropriate. Numbers in parentheses, representing the number of requests to appeal that were granted, were not included in any of the calculations.

-- = Not applicable.

^oCases are not included in the total to avoid double counting:

A request to appeal granted is not counted as a disposed request to appeal or as a filed appeal. It is counted as a disposition only when the resulting appeal is disposed. The numbers of requests to appeal granted are the numbers appearing in parentheses in the table. These numbers were not included in any of the calculations.

¹Data are not complete:

Indiana--Filed and disposed data do not include the number of criminal petitions to transfer (requests to appeal) that were granted.
 Massachusetts--Total cases filed do not include any original proceedings or requests to appeal. Data were only given for appeals filed.
 New Jersey--Pending and filed data do not include all requests to appeal.
 New York--Filed figure does not include all requests to appeal filed.
 North Carolina--Pending data include appeals only and do not include any original proceedings or requests to appeal.

²Additional information:

Both Oklahoma and Texas have two courts of last resort. The Supreme Court hears only civil matters; the Court of Criminal Appeals hears all criminal matters. Both also have an intermediate appellate court that hears only civil matters. But both courts of last resort are included on this table for Texas and Oklahoma so that the entire caseload of that level of court can be presented as a unit as it is for every other state.

Table 6: Caseflow for courts of last resort in states without intermediate appellate courts, 1977.
State population. Disposed and end pending as a percent of filed. Number and percent change in pending. Filed and disposed per judge. Filed, disposed, and end pending per 100,000 population

State and court title	State population in thousands	Number of Judges	Beginning pending	Filed	Disposed	End pending	As percent of filed		Change in pending		Per Judge		Per 100,000 population		
							Dis-posed	End-pend-ing	Number	Per-cent	Filed	Dis-posed	Filed	Dis-posed	End-pending
Alaska--Supreme Court.....	396	5	391	613	450	554	73	90	163	42	123	90	155	114	140
Arkansas--Supreme Court.....	2,207	7	313	694	662	345	95	50	32	10	99	95	32	31	16
Connecticut--Supreme Court.....	3,089	6	380 ¹	409 ¹	359	487 ¹	119 ¹	107 ¹	28 ¹		58 ¹	60	13 ¹	12	16 ¹
Delaware--Supreme Court.....	595	3	286	364	316	334	87	92	48	17	121	105	61	53	56
District of Columbia--Court of Appeals.....	682	9	1,122	1,353	1,314	1,161	97	86	39	3	150	146	198	193	170
Hawaii--Supreme Court.....	916	5	320	316	153	483	48	153	163	51	63	31	34	17	53
Idaho--Supreme Court.....	883	5	399	374	304	469	81	125	70	18	75	61	41	33	51
Maine--Supreme Judicial Court.....	1,105	7	314	379	282	411	74	108	97	31	54	40	34	26	37
Minnesota--Supreme Court.....	3,980	9	1,001 (5) ⁰	857 ¹ (5) ⁰							111	95 ¹	25	22 ¹	
Mississippi--Supreme Court.....	2,460	9	153	797	918	32	115	4	-121	-79	89	102	32	37	1
Montana--Supreme Court.....	771	5		469	463		99		(9)		94	93	61	60	
Nebraska--Supreme Court.....	1,254	7	470 ¹	607 ¹	609 ¹	468 ¹	100 ¹	77 ¹	-2 ¹	-1 ¹	87 ¹	87 ¹	39 ¹	39 ¹	30 ¹
Nevada--Supreme Court.....	678	5	259	1,092	898	453	82	41	194	75	218	180	161	132	67
New Hampshire--Supreme Court.....	872	5	202	315	348	169	110	54	-33	-16	63	70	36	40	19
North Dakota--Supreme Court.....	649	5	8	186	179	15	96	8	7		37	36	29	28	2
Puerto Rico--Supreme Court.....	3,205	7	450	1,248	1,309	389	105	31	-61	-14	178	181	39	41	12
Rhode Island--Supreme Court.....	955	5	447	427	353	521	83	122	74	17	85	71	45	37	55
South Carolina--Supreme Court.....	2,989	5	193	487	416	264	85	54	71	37	97	83	16	14	9
South Dakota--Supreme Court.....	689	5	270 ¹	288 (2) ⁰	246 (2) ⁰	307 ¹	85		(-42)		58	49	42	36	45 ¹
Utah--Supreme Court.....	1,316	5		634	659 ¹						127	132 ¹	48	50 ¹	
Vermont--Supreme Court.....	492	5	259	364	344	289	95	79	20	7	73	69	74	70	59
Virginia--Supreme Court.....	5,206	7	591	1,932 (212) ⁰	1,767 (212) ⁰	748	91	39	157	27	276	252	37	34	14
West Virginia--Supreme Court of Appeals.....	1,906	5	51	863 (185) ⁰	820 (222) ⁰	57	95	7	6	12	173	164	45	43	29
Wisconsin--Supreme Court.....	4,613	7	639	904	801	742	89	82	103	16	129	114	20	17	16
Wyoming--Supreme Court.....	412	5	153	146	177	122	121	84	-31	-20	29	35	35	43	30

Note: For inclusion on this table, a case is defined as any appeal, original proceeding, request to appeal, or sentence review only case. All available data are entered in the table and all appropriate calculations are included. Blank spaces indicate that either the data are not available or the calculations were not appropriate. Numbers in parentheses, representing the number of requests to appeal that were granted, were not included in the calculations.

⁰Cases are not included in the total to avoid double counting:

A request to appeal granted is not counted as a disposed request to appeal or as a filed appeal. It is counted as a disposition only when the resulting appeal is disposed. The numbers of requests to appeal granted are the numbers appearing in parentheses in the table. These numbers were not included in any of the calculations in the table.

¹Data are not complete:

Connecticut--Pending and filing data do not include requests to appeal. Disposition data are complete.
 Minnesota--Disposed figure does not include data for any requests to appeal that were denied.
 Nebraska--Data reported include appeals and original jurisdiction cases only. No data for request to appeal cases are given.
 South Dakota--Pending data include appeals only. No original jurisdiction or requests to appeal cases are included.
 Utah--Cases disposed only includes those cases disposed by opinion or dismissed.

Table 7: Caseflow for intermediate appellate courts, 1977.
State population. Disposed and end pending as a percent of filed. Number and percent change in pending. Filed and disposed per judge. Filed, disposed, and end pending per 100,000 population

State and court title	State population in thousands	Number of Judges	Beginning pending	As percent of filed			Change in pending		Per Judge		Per 100,000 population				
				Filed	Disposed	End pending	Dis-posed	End pend-ing	Number	Per-cent	Filed	Dis-posed	End pending		
Alabama--STATE TOTAL.....	3,783	8	795	1,161	1,268	688	109	59	-107	-13	145	158	31	34	18
Court of Civil Appeals.....	--	3	124	308	292	140	95	45	16	13	103	97	8	8	4
Court of Criminal Appeals.....	--	5	671	853	976	548	114	64	-123	-18	171	195	23	26	14
Arizona--Court of Appeals.....	2,427	12	1,417	2,005	1,894	1,528	94	76	111	8	167	158	83	78	63
California--Courts of Appeals.....	22,350	56	4,544 ¹	11,460	12,134	5,163 ¹	106			(-67.4)	205	217	51	54	23
Colorado--Court of Appeals.....	2,696	10	674	1,128	918	884	81	78	210	31	113	92	42	34	33
Florida--District Court of Appeals.....	8,889	28	6,069	9,647	8,952	6,764	93	70	695	11	345	320	109	101	76
Georgia--Court of Appeals.....	5,212	9	0	2,132	2,132	0	100	0			237	237	41	41	0
Illinois--Appellate Court.....	11,406	34	4,111	4,381	4,579	3,913	105	89	-198	-5	129	135	38	40	34
Indiana--Court of Appeals.....	5,405	9	627	883	758	752	86	85	125	20	98	84	16	14	14
Iowa--Court of Appeals.....	2,914	5	69	356	330	95	93	27	25	38	71	66	12	11	3
Kansas--Court of Appeals ^a	2,318	7	135 ¹	370	133	372	36	101	237	176	53	19 ¹	16	6	16
Kentucky--Court of Appeals.....	3,575	14	783	1,922	1,564	1,141	81	59	358	46	137	112	54	44	32
Louisiana--Courts of Appeal ^b	4,016	29	854	2,407	2,352	909	98	38	55	6	83	81	60	59	23
Maryland--Court of Special Appeals....	4,195	12	237	1,545(20) ^c	1,629(20) ^c	153	105	10	-84	-35	129	136	37	39	4
Massachusetts--Appeals Court.....	5,744	6	1,166	912	78	78				(-25.4)	194	152	20	16	
Michigan--Court of Appeals.....	9,157	18	5,274	4,788	91	91				(486)	293	266	58	52	
Missouri--Court of Appeals.....	4,845	22	2,033	2,146	2,244	1,966	105	92	-67	-3	98	102	44	46	41
New Jersey--Appellate Division of Superior Court.....	7,342	21	4,793	5,978	4,969	5,802	83	97	1,009	21	285	237	81	68	79
New Mexico--Court of Appeals.....	1,225	5	145	576	503	218	87	38	73	50	115	101	47	41	18
New York--STATE TOTAL.....	17,852	33		10,256 ¹	9,714						311 ¹	294	57 ¹	54	
Appellate Divisions of the Supreme Court.....	--	24		7,826 ¹	7,856						326 ¹	327	44 ¹	44	
Appellate Terms of the Supreme Court.....	--	9		2,430	1,858		76		(572)		270	206	14	10	
North Carolina--Court of Appeals.....	5,668	9		1,078	846		78		(232)		120	94	19	15	
Ohio--Court of Appeals.....	10,771	44	4,591	7,992	7,929	5,977	99	75	1,386	30	182	180	74	74	55
Oklahoma--Court of Appeals ^d	2,866	6	163	353	387	129	110	37	-34	-21	59	64	12	14	5
Oregon--Court of Appeals.....	2,439	10	730	2,348	2,054	1,024	87	44	294	40	235	205	96	84	42
Pennsylvania--STATE TOTAL.....	11,882	14		6,364							455		54		
Superior Court ^e	--	7		3,700							529		31		
Commonwealth Court ^f	--	7		2,664							381		22		
Tennessee--STATE TOTAL.....	4,402	18		1,472	1,555		106		(-83)		82	86	33	35	
Court of Appeals.....	--	9		758	785		104		(-27)		84	87	17	18	
Court of Criminal Appeals.....	--	9		714	770		108		(-56)		79	86	16	17	
Texas--Courts of Civil Appeals.....	13,192	42	978	1,969	1,867	1,080	95	55	102	10	47	44	15	14	8
Washington--Court of Appeals.....	3,772	16	1,915	1,996	1,634	2,277	82	114	362	19	125	102	53	43	60

Note: For inclusion on this table, a case is defined as any appeal, original proceeding, request to appeal, or sentence review only case. All available data are entered in the table and all appropriate calculations are included. Blank spaces indicate that either the data are not available or the calculations were not appropriate. Numbers appearing in parentheses, representing the number of requests to appeal that were granted, were not included in the calculations.

-- = Not applicable.

^aCourt Jurisdiction:

The Kansas Court of Appeals was created on January 10, 1977, six months into the court reporting period. Data reported are for the six-month period from January through June.

The Louisiana Courts of Appeal and the Oklahoma Court of Appeals have jurisdiction over civil cases only.

The Commonwealth Court of Pennsylvania handles cases involving officials or officers of the Commonwealth of Pennsylvania only. Other intermediate appellate cases are heard in the Superior Court.

^bCases are not included in the total to avoid double counting:

A request to appeal granted is not counted as a disposed request to appeal or as a filed appeal. It is counted as a disposition only when the resulting appeal is disposed. The numbers of requests to appeal granted are the numbers appearing in parentheses in the table. These numbers are not included in the calculated figures.

¹Data are not complete:

California--Pending data include appeals but do not include original jurisdiction cases. Filings and dispositions are complete.

New York--Appellate Divisions of the Supreme Court--Total cases filed do not include all original jurisdiction cases.

²Explanation of data included in the category:

Kansas--The beginning pending figure is the number of cases transferred to this court from the state Supreme Court on its creation on January 10, 1977.

Table 8: Caseflow for appeals and requests to appeal (civil and criminal) and total cases for courts of last resort, 1977

State and court title	Beginning pending				Filed				Disposed				End pending						
	Appeals		Requests to appeal		Appeals		Requests to appeal		Appeals		Requests to appeal		Appeals		Requests to appeal				
	Civil	Criminal	Civil	Criminal	Civil	Criminal	Civil	Criminal	Civil	Criminal	Civil	Criminal	Civil	Criminal	Civil	Criminal			
Alabama--Supreme Court.....	X	X	0	0	X	X	X	X	X	X	X	X	X	X	X	0	0	394	
Alaska--Supreme Court.....	218	132	X	X	156	251	613	201	88	201	88	201	88	201	88	200	268	554	
Arizona--Supreme Court.....	24	99	X	X	85	33	964	34	139	363	192	NH	662	263	60	NH	345		
Arkansas--Supreme Court.....	221	78	NH	NH	174	405	694	69	22	1,414(157) ^e	1,282(74) ^e	3,554(231) ^e							
California--Supreme Court.....	X	X	X	X	(133) ^e	27(61) ^e	1,571	1,356	3,850(231) ^e										
Colorado--Supreme Court.....	X	X	X	X	80	343	80	105	735	X	X	X	704	X	X	X	374		
Connecticut--Supreme Court.....	299	81	X	X	342	380 ^l	320	67	409 ^l	243	59	X	359	398	89	NH	487 ^l		
Delaware--Supreme Court.....	186	100	NH	NH	286	251	113	664 ^l	207	109	NH	316	230	104	NH	334			
District of Columbia--Court of Appeals.....	X	X	X	X	1,122	473 ^l			(J) 1,353	X	X	X	1,314	X	X	X	1,161		
Florida--Supreme Court.....	X	X	X	X	985	X	X	X	2,253	X	X	X	2,119	X	X	X	1,119		
Georgia--Supreme Court.....	191	79	X	X	560	411	318	571	323	X	X	X	1,520	180	74	X	364		
Hawaii--Supreme Court.....	196	120	X	X	184	320	119	97	47	316	153	304	276	118	304	469	469		
Idaho--Supreme Court.....	224	96	X	X	192	399	101	140	79	490	482	1,139(159) ^e	114	91	368(97) ^e	410(58) ^e	85	42	90
Illinois--Supreme Court.....	84	69	65	81	18(97) ^e	551	65(8) ^e	X(11) ^e	X	X	X	121(13) ^e	60(11) ^e	X	X	X	150		
Indiana--Supreme Court.....	X	X	X	X	80	X	X	438(8) ^e	190	8	1,231(19) ^e	540	117(11) ^e	X	X	X	848		
Iowa--Supreme Court.....	X	X	X	X	1,078	337	X	205	464	261	153	X	X	X	X	X	350		
Kansas--Supreme Court.....	X	110	X	X	X	X	X	X	463(39) ^e	X	X	X	X	1,076(39) ^e	X	X			
Kentucky--Supreme Court.....	X	X	X	X	X	X	X	X	2,266(517) ^e	X	X	X	X	2,013(317) ^e	X	X			
Louisiana--Supreme Court.....	143	136	X	X	174	314	152	112	124	112	124	282	205	164	411				
Maine--Supreme Judicial Court.....	6	8	0	0	62(72) ^e	14	(39)	X	132	42	140(72) ^e	226(42) ^e	556(114) ^e	8	5	0	13		
Massachusetts--Supreme Judicial Court.....	X	X	X	X	X	X	X	X	1,005 ^l	X	X	X	X	X	X	X	786		
Michigan--Supreme Court.....	X	X	X	X	736	X	X	230	307 ^l	117	0	0	857 ^l (5) ^e	X	X	X			
Minnesota--Supreme Court.....	X	X	X	X	529	153	434	430 ^l	204 ^l	918				X	X	X	32		
Mississippi--Supreme Court.....	X	X	X	X	95	X	X	83	36	X	X	X	570	X	X	X	192		
Missouri--Supreme Court.....	X	X	X	X	275	470 ^l	344 ^l	102	469	X	X	X	463	285 ^l	183 ^l	X	468 ^l		
Montana--Supreme Court.....	244 ^l	226 ^l	X	X	263 ^l	259	243	263 ^l	303 ^l	306 ^l	X	X	609	X	X	X	453		
Nebraska--Supreme Court.....	X	X	X	X	259	243	183	183	X	X	X	X	898	X	X	X	169		
Nevada--Supreme Court.....	X	X	X	X	202	X	X	X	315	X	X	X	348	X	X	X			
New Hampshire--Supreme Court.....	X	X	X	X	622 ^l	X	X	X	902 ^l (150) ^e	84	35	X(X) ^e	X(X) ^e	X	X	X	393 ^l		
New Jersey--Supreme Court.....	X	X	X	X	123	251 ^l (X) ^e	22 ^l (X) ^e	X	632(27) ^e	X	X	X	X	X	X	X	169		
New Mexico--Supreme Court.....	X	X	X	X	42 ^l	42 ^l	168 ^l	X	1,966 ^l (154) ^e	496	145	552 ^l (68) ^e	1,359 ^l (86) ^e	X	X	X	46 ^l		
New York--Court of Appeals.....	X	X	X	X	42 ^l	42 ^l	168 ^l	X	465(52) ^e	X	X	X	458(55) ^e	X	X	X			
North Carolina--Supreme Court.....	8	0	0	0	B	123	43	121	36	X	X	X	179	10	5	0	15		
North Dakota--Supreme Court.....																			

Table 9: Caseflow for appeals and requests to appeal (civil and criminal) and total cases for intermediate appellate courts, 1977

State and court title	Beginning pending			Filed			Disposed			End pending		
	Requests to appeal		Total cases	Requests to appeal		Total cases	Requests to appeal		Total cases	Requests to appeal		Total cases
	Civil	Criminal		Civil	Criminal		Civil	Criminal		Civil	Criminal	
Alabama--STATE TOTAL.....	124	671	795	308	853	1,161	292	976	1,268	140	548	688
Court of Civil Appeals.....	124	NH	124	308	NH	308	292	NH	292	140	NH	140
Court of Criminal Appeals.....	NH	671	671	NH	853	853	NH	976	976	NH	548	548
Arizona--Court of Appeals.....	604	655	1,417	589	1,001	2,005	594	922	1,894	599	734	1,528
California--Courts of Appeals.....	2,595	1,989	4,544	3,283	4,040	11,460	4,304	3,690	12,134	2,597	2,566	5,163
Colorado--Court of Appeals.....	X	X	674	640	323	1,128	X	X	918	X	X	884
Florida--District Court of Appeals.....	X	X	6,069	X	X	9,647	X	X	8,952	X	X	6,764
Georgia--Court of Appeals.....	0	0	0	1,077	634	2,132	1,077	634	2,132	0	0	0
Illinois--Appellate Court.....	1,983	2,128	4,111	1,939	2,442	4,381	2,091	2,488	4,579	1,832	2,081	3,913
Indiana--Court of Appeals.....	X	X	627	402	434	883	X	X	758	X	X	752
Iowa--Court of Appeals.....	56	13	69	219	77	356	236	70	330	72	23	95
Kansas--Court of Appeals.....	124	111	135	275	95	370	117	16	135	282	90	372
Kentucky--Court of Appeals.....	635	145	0	1,431	363	1,922	1,174	280	1,564	892	228	1,141
Louisiana--Court of Appeals.....	X	NH	854	2,092	NH	2,407	2,054	NH	2,352	X	NH	909
Maryland--Court of Special Appeals.....	91	146	0	708 ⁹	675 ⁹	1,569 ⁹	715	752	1,625 ⁹	84	69	0
Massachusetts--Appellate Court.....	X	X	1,166	975	191	1,166	X	X	912	X	X	912
Michigan--Court of Appeals.....	X	X	5,274	X	X	5,274	X	X	4,788	X	X	4,788
Missouri--Court of Appeals.....	1,309	694	2,033	1,190	607	2,146	1,277	630	2,244	1,244	675	1,966
New Jersey--Appellate Division of Superior Court.....	X	X	4,793	1,969	2,105	5,978	X	X	4,969	X	X	5,802
New Mexico--Court of Appeals.....	X	X	145	196	333	576	X	X	503	X	X	218
New York--STATE TOTAL.....	X	X	X	X	X	10,256 ¹	X	X	9,714	X	X	X
Appellate Division of the Supreme Court.....	X	X	X	X	X	7,826 ¹	X	X	7,856	X	X	X
Appellate Terms of the Supreme Court.....	X	X	X	X	X	2,430	X	X	1,858	X	X	X
North Carolina--Court of Appeals.....	X	X	X	X	X	1,078	301	484	846	X	X	X
Ohio--Court of Appeals.....	2,481	1,847	4,591	4,539	2,751	7,992	4,407	2,776	7,929	3,414	2,322	5,977
Oklahoma--Court of Appeals.....	163	NH	163	353	NH	353	387	NH	387	129	NH	129
Oregon--Court of Appeals.....	X	X	730	504	1,168	2,348	X	X	2,054	X	X	1,024
Pennsylvania--STATE TOTAL.....	X	X	X	X	X	6,564	X	X	3,700	X	X	X
Superior Court.....	X	X	X	X	X	3,700	X	X	2,664	X	X	X
Commonwealth Court.....	X	X	X	X	X	2,864	X	X	1,036	X	X	X
Tennessee--STATE TOTAL.....	X	X	X	758	633	1,462	785	X	1,555	X	X	X
Court of Appeals.....	X	X	X	758	633	1,462	785	X	1,555	X	X	X
Court of Criminal Appeals.....	NH	NH	NH	NH	NH	714	NH	X	770	NH	NH	NH
Texas--Court of Civil Appeals.....	978	NH	978	1,969	NH	1,969	1,867	NH	1,867	1,080	NH	1,080
Washington--Court of Appeals.....	1,153	688	1,915	1,057	640	1,996	938	442	1,634	1,272	886	2,277

Note: For inclusion on this table, a case is defined as any appeal, original proceeding, request to appeal, or sentence review only case. Total cases pending, filed, and disposed include original proceedings and sentence review only cases as well as all appeals and all requests to appeal. All available data are entered the table. Blank spaces indicate that the data are not available.

NH = This case type is not handled in this court.
 X = The data for this case type are known to be included in the total, but were not available by category.

⁹Cases are not included in the total to avoid double counting.
 A request to appeal granted is not counted as a disposed request to appeal or as a filed appeal. It is counted as a disposition only when the resulting appeal is disposed. There were six civil and fourteen criminal requests to appeal granted in the Maryland Court of Special Appeals.

¹Data are not complete.
 New York--Appellate Terms of the Supreme Court--Total cases filed do not include all original proceedings.

^JExplanation of data included in the category:
 Kansas--This court was created on January 10, 1977, six months into the 1977 court year. Beginning pending data represent the number of cases transferred to the court from the Supreme Court.

Table 10: Time interval (days) data for courts of last resort and intermediate appellate courts, 1977. Courts grouped by beginning event point. Beginning event to briefs filed, to argument or submission, and to decision announced. Argument or submission to decision announced. Type of cases included and statistic type (mean or median)

State and court title	Type of case	Beginning event	Beginning event to briefs filed	Beginning event to argument or submission	Argument or submission to decision announced	Beginning event to decision announced	Type of statistic
Courts of last resort							
Alaska--Supreme Court.....	civil	notice of appeal	255	325	150†	467†	mean
	criminal	notice of appeal	346	411	169†	580†	mean
	sentence appeal	notice of appeal				304†	mean
District of Columbia--Court of Appeals.....		notice of appeal	227	330	126	456	mean
Iowa--Supreme Court.....	civil	notice of appeal	262†	712	60	772	mean
	priority civil	notice of appeal	194†	267	56	324	mean
	criminal	notice of appeal	285†	371	48	419	mean
	total cases	notice of appeal	265†	575	56	631	mean
Kansas--Supreme Court.....	civil	notice of appeal	293†	531	27	558	mean
	criminal	notice of appeal	400†	512	46	558†	mean
	agency	notice of appeal	232†	317	37	354	mean
	total cases	notice of appeal	139†	183	57	240	mean
New Mexico--Supreme Court.....		notice of appeal or granting certification	104†	283	168	449	mean
New Jersey--Supreme Court.....		notice of appeal or granting certification	65†		114	416	median
	total cases	notice of appeal	203†			328†	mean
Washington--Supreme Court.....		notice of appeal	198†		229	549	median
Hawaii--Supreme Court.....	civil--regular opinion	filing of appeal				772	mean
	civil--memorandum opinion	filing of appeal				531	mean
	criminal--regular opinion	filing of appeal				631	mean
	criminal--memorandum opinion	filing of appeal				378	mean
	other--regular opinion	filing of appeal				894	mean
	total cases	docketing	152†	274	183	458	mean
Wyoming--Supreme Court.....		filing of record		154	24	178	mean
Arkansas--Supreme Court.....		filing of record					mean
Mississippi--Supreme Court.....	criminal and post conviction remedy	filing of record		117	20	137	mean
	total cases	filing of record		291	31	322	mean
	total cases	judgment in lower court		446	31	477	mean
Maryland--Court of Appeals.....		disposition in lower court	220	299	49	348	mean
New Jersey--Supreme Court.....		judgment below	218†	397	168	564	mean
Nevada--Supreme Court.....	civil				35	mean	
	criminal				22	mean	
	total cases				26	mean	
Wisconsin--Supreme Court.....	civil opinions	docketed date				656†	median
	criminal opinions	docketed date				386†	median
	total opinions	docketed date				583†	median
Intermediate appellate courts							
Alabama--Court of Civil Appeals.....	total cases	notice of appeal	119†	168	21	175	mean
Iowa--Court of Appeals.....	civil	notice of appeal	275†	710	48	758	mean
	priority civil	notice of appeal	205†	305	36	341	mean
	criminal	notice of appeal	323†	424	39	463	mean
	total cases	notice of appeal	278†	606	44	651	mean
Kansas--Court of Appeals.....	total cases	notice of appeal	314			586†	mean
New Jersey--Appellate Division of Superior Court.....	total cases	notice of appeal	240†	358	23	381	median
	total cases	notice of appeal	204†	302	16	318	mean
New Mexico--Court of Appeals.....	torts	notice of appeal	155			238	mean
	administrative appeals	notice of appeal	91			172	mean
	workmen's compensation	notice of appeal	148			214	mean
	interlocutory appeal	notice of appeal	60			103	mean
	other	notice of appeal	172			282	mean
Oregon--Court of Appeals.....	civil	notice of appeal				182†	mean
	criminal	notice of appeal				169†	mean
	total cases	notice of appeal	124†			177	mean
Washington--Court of Appeals:							
Division I.....	total cases	notice of appeal	152		122	488	median
Division II.....	total cases	notice of appeal	225		61	531	median
Division III.....	total cases	notice of appeal	183		61	458	median
Texas--Court of Civil Appeals.....	total cases	filing of appeal				183	mean
Maryland--Court of Special Appeals.....	total cases	disposition in lower court	79	220	34	253	mean
New Jersey--Appellate Division of Superior Court.....	total cases	judgment below	280†	398	23	421	mean

Note: Times are often given in months, fractions of months, or months and days. For comparability, these were converted to days by using 30.5 days per month. Data on this table are apparently for appeals decided on the merits after a full review by the court, although this fact is not usually made explicit in the source documents. The data for the Washington Supreme Court are only for appeals filed directly with the court, and not for appeals certified or transferred from the intermediate appellate court. The New Jersey Supreme Court data include, as well as regular appeals, some cases in which the decision on the merits is made pursuant to the argument as to whether the certification should be granted. All available data are entered in the table. Blank spaces indicate that the data are not available.

†For the time the briefs are filed, the following events were used:

Readiness--Iowa Supreme Court
Kansas Supreme Court
Iowa Court of Appeals
Kansas Court of Appeals

Date perfected--New Jersey Supreme Court
Washington Supreme Court
New Jersey Appellate Division of Superior Court
Washington Court of Appeals

Appellee's brief--Alabama Court of Civil Appeals
Maturity--Wyoming Supreme Court

At issue--New Mexico Supreme Court
Oregon Supreme Court
Oregon Court of Appeals

For the time of argument or submission, the following events were used:
Consideration--Massachusetts Appeals Court

For the time decision announced, the following events were used:
Opinion publication--Alaska Supreme Court
Final decision--Oregon Supreme Court
Oregon Court of Appeals
Date of renititur--Wisconsin Supreme Court

Table 11: Filed cases for appellate courts, 1968-1977.
Appellate courts reporting five or more years of cases filed data

State and court title	State population in thousands	Cases filed									
		1968	1969	1970	1971	1972	1973	1974	1975	1976	1977
Courts of last resort											
Arizona--Supreme Court.....	2,427	505	556	679	697	677	686	749	890	1,023	964
California--Supreme Court.....	22,350	2,959 ¹	3,322 ¹	3,400 ¹	3,179 ¹	3,238 ¹	3,139 ¹	3,513 ¹	3,668 ¹	3,704 ¹	3,746 ¹
Colorado--Supreme Court.....	2,696	574	620	568*	544	517	606	611	553	651	735
Delaware--Supreme Court.....	595	129	201	198	176	250	247	255	273	341	364 ^k
District of Columbia--Court of Appeals.....	682			452 ¹	613 ¹	796 ¹	980 ¹	1,128 ¹	1,221 ¹	1,342 ¹	1,327 ¹
Idaho--Supreme Court.....	883			182 ¹	155 ¹	243 ¹	252 ¹	307 ¹	295 ¹	345 ¹	
Kansas--Supreme Court.....	2,318					368	341	342	368	438	464*
Kentucky--Supreme Court.....	3,575	843	960	1,153	1,113	1,144	1,160	1,142	1,225	833*	463
Louisiana--Supreme Court.....	4,016	532	601	755	863	1,044	1,083	1,258	1,606	1,762	2,266
Maryland--Court of Appeals.....	4,195	435 ¹	411 ¹	437 ¹	489 ¹	403 ¹	348 ¹	304 ¹	250 ¹	175 ¹	173 ¹
Michigan--Supreme Court.....	9,157	450	544	504	708	658	811	957	974	1,045	1,503
Minnesota--Supreme Court.....	3,980	578	631	576	584	603	677	781	921	911	1,001
Mississippi--Supreme Court.....	2,460			462 ¹	455 ¹	563 ¹	626 ¹	601 ¹	613 ¹	780 ¹	658 ¹
Missouri--Supreme Court.....	4,845	846 ¹	815 ¹	1,036 ¹	1,187 ¹	998 ¹	387 ¹	1,038 ¹	904 ¹	1,170 ¹	1,072 ¹
Montana--Supreme Court.....	771			189	197	236	239	269	299	409	469
Nebraska--Supreme Court.....	1,554	321 ¹	322 ¹	362 ¹	474 ¹	446 ¹	546 ¹	484 ¹	571 ¹	716 ¹	607 ¹
Nevada--Supreme Court.....	678	288	319	396	306	375	392	434	556	806	1,092
New Hampshire--Supreme Court.....	872	144	154	139	186	188	240	270	288	273	315
New Jersey--Supreme Court.....	7,342	142 ¹	139 ¹	170 ¹	195 ¹	169 ¹	173 ¹	183 ¹	221 ¹	232 ¹	225 ¹
New Mexico--Supreme Court.....	1,225	244	255	218	240	295	298	433	500	558	632
Ohio--Supreme Court.....	10,771				905 ¹	1,001 ¹	1,144 ¹	1,203 ¹	1,323 ¹	1,479 ¹	1,627 ¹
Oklahoma--STATE TOTAL.....	2,866	489 ¹	1,339	1,357	1,235	1,281	1,421	1,578	1,806	1,998	2,002
Supreme Court.....	--	--	644	726	433	508*	702	735	992	1,019	1,109
Court of Criminal Appeals.....	--	489	695	631	802	773	719	843	814	979	893
Oregon--Supreme Court.....	2,439	629	458*	432	558	607	553	567	750	973	885
Pennsylvania--Supreme Court.....	11,882					1,424	1,387	1,607	1,696	1,736	1,549
Puerto Rico--Supreme Court.....	3,197					878	995	1,071	1,083	1,204	1,248
Rhode Island--Supreme Court.....	955					325 ¹	349 ¹	345 ¹	355 ¹	422 ¹	438 ¹
Tennessee--Supreme Court.....	4,402	194 ¹	191 ¹	205 ¹	213 ¹	209 ¹	205 ¹	266 ¹	327 ¹	246 ¹	232 ¹
Virginia--Supreme Court.....	5,206	1,248	1,185	1,580	1,329	1,398	1,249	1,256	1,526	1,672	1,932
Washington--Supreme Court.....	3,772				450	414	426	497	504	589	658
Wisconsin--Supreme Court.....	4,613			455 ¹	494 ¹	555 ¹	502 ¹	607 ¹	656 ¹	709 ¹	770 ¹
Intermediate appellate courts											
Arizona--Court of Appeals.....	2,427	599	671	805	783	875	921	1,321	1,725	2,017	2,005
California--Courts of Appeals.....	22,350	6,121	6,530	7,721	8,327	8,194	8,806	9,418	9,936	10,312	11,460
Colorado--Court of Appeals.....	2,696	--	--	373	616	426	468	444	858	915	1,128
Illinois--Appellate Court.....	11,406	1,504	1,691	1,856	2,499	3,020	3,044	3,259	4,135	3,973	4,381
Louisiana--Court of Appeal.....	4,016	1,430	1,406	1,416	1,455	1,573	1,589	1,579	2,020	2,189	2,407
Maryland--Court of Special Appeals.....	4,195	382 ¹	501 ¹	593 ¹	729 ¹	726 ¹	880 ¹	980 ¹	1,154 ¹	1,384 ¹	1,383 ¹
Michigan--Court of Appeals.....	9,157	1,894	1,959	2,214	2,356	2,799	3,076	3,579	4,435	4,544	5,274
Missouri--Court of Appeals.....	4,845	703 ¹	573 ¹	660 ¹	758 ¹	1,097 ¹	1,616 ¹	1,405 ¹	1,552 ¹	1,805 ¹	1,797 ¹
New Jersey--Appellate Division of Superior Court.....	7,342	1,845	2,067	2,449	2,746	3,583	3,883	3,801	4,383	4,819	5,978
New Mexico--Court of Appeals.....	1,225	152	168	168	232	235	318	475	514	446	576
Ohio--Court of Appeals.....	10,771				3,798	4,511	4,909	5,503	6,869	7,204	7,992
Oklahoma--Court of Appeals.....	2,866	--	--	--	445	472	365	406	327	418	353
Oregon--Court of Appeals.....	2,439	--	563	577	622	766	843	1,046	1,339	1,847	2,348
Pennsylvania--STATE TOTAL.....	11,882					3,780	4,474	3,916	5,023	6,067	6,364
Superior Court.....	--	--	--	--	--	2,433	2,670	2,203	2,996	3,631	3,700
Commonwealth Court.....	--	--	--	--	--	1,347	1,804	1,713	2,027	2,436	2,664
Tennessee--STATE TOTAL.....	4,402	811	850	863	899	1,042	1,092	1,016	1,279	1,330	1,472
Court of Appeals.....	--	400	430	488	452	498	494	485	649	694	758
Court of Criminal Appeals.....	--	411	430	375	407	544	598	531	630	636	714
Texas--Courts of Civil Appeals.....	13,192	1,133	1,153	1,228	1,328	1,397	1,532	1,502	1,764	1,824	1,969
Washington--Court of Appeals.....	3,772				937	1,243	1,244	1,541	1,819	1,777	1,996

Note: For inclusion on this table a case is defined as any appeal, any original proceeding, or any request to appeal. Requests to appeal are counted when originally filed and are not counted again if granted. The numbers correspond to the numbers not in parentheses in the remainder of this document.

All data are entered in the table. Blank spaces indicate that the data are not available.

-- * Not applicable.

¹Data are not complete:

- California--Supreme Court--Data do not include attorney disciplinary cases.
- District of Columbia--Court of Appeals--Data given include only appeals filed.
- Idaho--Supreme Court--Data given include only appeals filed.
- Maryland--Court of Appeals and Court of Special Appeals--Data given include only direct and discretionary appeals filed.
- Mississippi--Supreme Court--Data given include only appeals filed.
- Missouri--Court of Appeals--Data given include only appeals filed.
- Nebraska--Supreme Court--Data given include only appeals filed.
- New Jersey--Supreme Court--Data given include only direct and discretionary appeals filed.
- Tennessee--Supreme Court--Data given include only appeals filed.
- Wisconsin--Supreme Court--Data given include only appeals, original actions, and disciplinary cases filed.

²Explanation of data included in the category:

- Missouri--Supreme Court--Data given include all cases and other proceedings filed with the court.
- Ohio--Supreme Court--Data given include all cases filed with the court and requests to appeal granted. As a result the requests to appeal granted are counted twice in this tally--once when they were filed as requests to appeal, and again when they were granted and became discretionary appeals.
- Rhode Island--Supreme Court--Data given include all cases and other proceedings filed with the court.

³Additional information:

- Delaware--Supreme Court--The figure given for the 1977 court year covers the calendar year. All other data given for this court are based on the fiscal year.

⁴Data were not available for all courts in the state.

* Indicates the year the intermediate appellate court began operation.

Table 12: Number and percent change in filed cases year to year for appellate courts, 1968-1977. Appellate courts reporting five or more years of cases filed data

State and court title	State population in thousands	Number and percent change in cases filed									
		1968 to 1969	1969 to 1970	1970 to 1971	1971 to 1972	1972 to 1973	1973 to 1974	1974 to 1975	1975 to 1976	1976 to 1977	
Courts of last resort											
Arizona-Supreme Court.....	2,427	51 (10%)	123 (22%)	18 (3%)	-20 (-3%)	9 (1%)	63 (9%)	141 (19%)	133 (15%)	-59 (-6%)	
California-Supreme Court.....	22,350	363 (12%)	78 (2%)	-221 (-6%)	39 (2%)	-99 (-3%)	374 (12%)	135 (4%)	36 (1%)	42 (1%)	
Colorado-Supreme Court.....	2,696	46 (8%)	-52 (-8%)	-24 (-4%)	-27 (-5%)	89 (17%)	5 (1%)	-58 (-9%)	98 (18%)	84 (13%)	
Delaware-Supreme Court.....	995	72 (5%)	-3 (-1%)	-22 (-1%)	74 (4%)	-3 (-1%)	8 (3%)	18 (7%)	68 (25%)	23 (7%)	
District of Columbia-Court of Appeals.....	682			161 (36%)	183 (23%)	184 (23%)	148 (15%)	93 (8%)	121 (10%)	-15 (-1%)	
Idaho-Supreme Court.....	883				-27 (-1%)	88 (5%)	9 (4%)	55 (22%)	-12 (-4%)	50 (17%)	
Kansas-Supreme Court.....	2,318				-27 (-7%)	1 (0%)	26 (8%)	70 (19%)	26 (6%)	63*	
Kentucky-Supreme Court.....	3,575	117 (14%)	193 (20%)	-40 (-3%)	31 (3%)	16 (1%)	-18 (-2%)	83 (7%)	392 (-32%)	-37 (-4%)	
Louisiana-Supreme Court.....	4,016	69 (13%)	154 (26%)	108 (14%)	181 (21%)	39 (4%)	175 (16%)	348 (28%)	156 (10%)	504 (30%)	
Maryland-Court of Appeals.....	4,199	-24 (-5%)	26 (6%)	52 (12%)	-86 (-18%)	-55 (-14%)	-44 (-13%)	-34 (-18%)	-77 (-31%)	-2 (-1%)	
Michigan-Supreme Court.....	9,157	94 (21%)	-40 (-7%)	204 (40%)	-50 (-7%)	153 (23%)	146 (18%)	17 (2%)	71 (7%)	458 (44%)	
Minnesota-Supreme Court.....	3,980	53 (9%)	-55 (-9%)	8 (1%)	19 (3%)	74 (12%)	104 (15%)	140 (18%)	-10 (-1%)	90 (10%)	
Mississippi-Supreme Court.....	2,460			-7 (-1%)	108 (24%)	63 (11%)	-25 (-4%)	12 (2%)	167 (27%)	-342 (-44%)	
Missouri-Supreme Court.....	4,845	-31 (-4%)	221 (27%)	151 (15%)	-189 (-16%)	-611 (-61%)	652 (168%)	135 (-13%)	266 (29%)	-93 (-8%)	
Montana-Supreme Court.....	771			8 (4%)	39 (20%)	3 (1%)	30 (13%)	110 (37%)	110 (37%)	40 (11%)	
Nebraska-Supreme Court.....	1,554	1 (0%)	40 (12%)	112 (31%)	-28 (-6%)	100 (22%)	-62 (-11%)	87 (18%)	145 (25%)	-109 (-15%)	
Nevada-Supreme Court.....	678	31 (11%)	77 (24%)	-50 (-23%)	69 (22%)	17 (4%)	42 (11%)	122 (28%)	250 (45%)	286 (35%)	
New Hampshire-Supreme Court.....	872	10 (7%)	-15 (-10%)	47 (34%)	2 (1%)	52 (28%)	30 (12%)	18 (7%)	-15 (-5%)	42 (15%)	
New Jersey-Supreme Court.....	7,342	-3 (-2%)	31 (2%)	25 (1%)	-26 (-1%)	4 (2%)	10 (6%)	38 (21%)	11 (5%)	-7 (-3%)	
New Mexico-Supreme Court.....	1,225	11 (4%)	-37 (-14%)	22 (10%)	55 (23%)	3 (1%)	135 (45%)	67 (15%)	58 (12%)	74 (13%)	
Ohio-Supreme Court.....	10,771				96 (11%)	143 (14%)	59 (5%)	120 (10%)	156 (12%)	148 (10%)	
Oklahoma-STATE TOTAL.....	2,866		18 (1%)	-122 (-9%)	46 (4%)	140 (11%)	157 (11%)	228 (14%)	192 (11%)	4 (1%)	
Oklahoma-Court of Criminal Appeals.....	--		82 (13%)	-293 (-40%)	75 (17%)	194 (38%)	33 (5%)	297 (35%)	27 (3%)	90 (9%)	
Oregon-Supreme Court.....	2,439	171 (-27%)	-26 (-5%)	126 (29%)	49 (9%)	-54 (-9%)	114 (21%)	83 (12%)	223 (30%)	-88 (9%)	
Pennsylvania-Supreme Court.....	11,882					-37 (-3%)	220 (16%)	89 (5%)	40 (2%)	-187 (-11%)	
Puerto Rico-Supreme Court.....	3,521					117 (13%)	76 (8%)	12 (1%)	121 (11%)	44 (4%)	
Rhode Island-Supreme Court.....	995					24 (7%)	-4 (-1%)	10 (3%)	67 (19%)	16 (4%)	
Tennessee-Supreme Court.....	4,402	-3 (-1%)	14 (7%)	8 (4%)	-4 (-2%)	-4 (-2%)	61 (30%)	61 (23%)	-81 (-25%)	-14 (-6%)	
Virginia-Supreme Court.....	5,206	-63 (-5%)	195 (16%)	-51 (-4%)	69 (5%)	-140 (-11%)	7 (1%)	270 (21%)	146 (10%)	260 (16%)	
Washington-Supreme Court.....	3,722				-36 (-8%)	12 (3%)	71 (17%)	7 (1%)	85 (17%)	49 (8%)	
Wisconsin-Supreme Court.....	4,613			39 (9%)	61 (12%)	-53 (-9%)	105 (21%)	49 (8%)	53 (8%)	61 (9%)	
Intermediate appellate courts											
Arizona-Court of Appeals.....	2,427	72 (12%)	134 (20%)	-22 (-3%)	92 (12%)	46 (5%)	400 (43%)	404 (31%)	292 (17%)		
California-Courts of Appeals.....	22,350	409 (7%)	1,191 (18%)	606 (8%)	-133 (-2%)	612 (7%)	612 (7%)	518 (5%)	376 (4%)	1,148 (11%)	
Colorado-Court of Appeals.....	2,696	--	--	243 (65%)	-190 (-31%)	42 (10%)	-24 (-5%)	414 (93%)	57 (7%)	213 (23%)	
Illinois-Appellate Court.....	11,406	187 (12%)	165 (10%)	643 (35%)	521 (21%)	24 (1%)	215 (7%)	876 (27%)	162 (-8%)	408 (10%)	
Louisiana-Court of Appeals.....	4,016	-24 (-2%)	10 (1%)	39 (3%)	118 (8%)	16 (1%)	-10 (-1%)	441 (28%)	169 (8%)	218 (10%)	
Maryland-Court of Special Appeals.....	4,199	118 (11%)	93 (19%)	136 (23%)	-3 (-0%)	154 (21%)	100 (11%)	174 (18%)	230 (20%)	-1 (-1%)	
Michigan-Court of Appeals.....	9,157	65 (3%)	295 (13%)	122 (5%)	463 (20%)	277 (10%)	503 (16%)	856 (24%)	109 (2%)	730 (16%)	
Missouri-Court of Appeals.....	4,845	-130 (-18%)	87 (15%)	98 (15%)	339 (45%)	519 (47%)	-211 (-13%)	147 (10%)	253 (16%)	-8 (-1%)	
New Jersey-Appellate Division of Superior Court.....	7,342	222 (12%)	382 (18%)	297 (12%)	837 (30%)	300 (8%)	-82 (-2%)	582 (15%)	436 (10%)	1,159 (24%)	
New Mexico-Court of Appeals.....	1,225	16 (10%)	0 (0%)	64 (35%)	3 (1%)	83 (35%)	157 (49%)	39 (8%)	-68 (-13%)	130 (29%)	
Ohio-Court of Appeals.....	10,771				513 (13%)	598 (14%)	594 (12%)	1,366 (25%)	335 (5%)	788 (11%)	
Oklahoma-Court of Appeals.....	2,866	--	--		27 (6%)	-107 (-23%)	41 (11%)	-79 (-19%)	91 (20%)	-65 (-16%)	
Oregon-Court of Appeals.....	2,439		14 (2%)	45 (8%)	144 (23%)	77 (10%)	203 (24%)	493 (47%)	308 (20%)	501 (27%)	
Pennsylvania-STATE TOTAL.....	11,882					694 (18%)	-358 (-12%)	1,107 (28%)	1,044 (21%)	297 (5%)	
Pennsylvania-Supreme Court.....	--					237 (10%)	-467 (-17%)	793 (36%)	635 (21%)	69 (2%)	
Pennsylvania-Commonwealth Court.....	--					457 (34%)	-91 (-5%)	314 (18%)	409 (20%)	228 (9%)	
Tennessee-STATE TOTAL.....	4,402	49 (6%)	3 (0%)	-4 (-0%)	183 (21%)	50 (5%)	-76 (-7%)	263 (26%)	51 (4%)	142 (11%)	
Tennessee-Court of Appeals.....	--	30 (7%)	58 (13%)	-16 (-7%)	46 (10%)	-4 (-1%)	-9 (-2%)	164 (34%)	45 (7%)	64 (9%)	
Tennessee-Court of Criminal Appeals.....	--	19 (5%)	-95 (-12%)	32 (8%)	137 (34%)	54 (10%)	67 (-11%)	99 (19%)	6 (1%)	78 (12%)	
Texas-Courts of Civil Appeals.....	13,192	20 (2%)	75 (5%)	100 (8%)	69 (5%)	-65 (-5%)	170 (13%)	262 (17%)	60 (3%)	145 (8%)	
Washington-Court of Appeals.....	3,722	--	--	--	306 (24%)	1 (0%)	297 (24%)	278 (18%)	-42 (-2%)	219 (12%)	

Note: For inclusion on this table a case is defined as any appeal, any original proceeding, or any request to appeal. Requests to appeal are counted when originally filed and are not counted again if granted. The numbers correspond to the numbers not in parentheses in the remainder of the report. All available data are entered in the table and all appropriate calculations are included. Blank spaces indicate that the data are not available or the calculations were not appropriate.

-- = Not applicable.

* Indicates the year the intermediate appellate court began operation.

† Data are not complete:

- California-Supreme Court--Data do not include attorney disciplinary cases.
- District of Columbia-Court of Appeals--Data given include only appeals filed.
- Idaho-Supreme Court--Data given include only appeals filed.
- Maryland-Court of Appeals and Court of Special Appeals--Data given include only direct and discretionary appeals filed.
- Mississippi-Supreme Court--Data given include only appeals filed.
- Missouri-Court of Appeals--Data given include only appeals filed.
- Nebraska-Supreme Court--Data given include only appeals filed.
- New Jersey-Supreme Court--Data given include only direct and discretionary appeals filed.
- Tennessee-Supreme Court--Data given include only appeals filed.
- Wisconsin-Supreme Court--Data given include only appeals, original actions, and disciplinary cases filed.

Explanation of data included in the category:

- Missouri-Supreme Court--Data given include all cases and other proceedings filed with the court.
- Ohio-Supreme Court--Data given include all cases filed with the court and requests to appeal granted. As a result, the requests to appeal granted are counted twice in this tally--once when they were filed as requests to appeal, and again when they were granted and became discretionary appeals.
- Rhode Island-Supreme Court--Data given include all cases and other proceedings filed with the court.

Additional information:

Delaware-Supreme Court--The figure given for the 1977 court year covers the calendar year. All other data given for this court are based on the fiscal year.

Trial court summary statistics

This section contains tables that display the 1977 statistical data from the trial courts. The data cannot be found in published annual reports alone. All published annual reports and other available documents from the 50 states, the District of Columbia, Guam, and Puerto Rico were used. Unpublished data provided by state court administrators or other officials were also used.

In this 1977 Annual Report the number of states with trial court data displayed has increased from 44 states and the District of Columbia in 1975, to 49 states, the District of Columbia, Guam, and Puerto Rico in 1977. The number of courts displayed has increased greatly over 1975. The major reason for the increase has been the addition of statistics from limited jurisdiction courts. Court systems that contributed to the 1975 Annual Report have provided more data as state court administrators have become aware of the NCSP data needs. Several states that submitted no data for the 1975 report have since changed or improved their data systems to the extent that they could provide 1977 data.

Trial court data received from states are generally more detailed and easier to interpret than appellate court data. However, some very specific problems prevent comparisons of the data presented in this report. These problems are (1) the lack of a uniform case classification; (2) the lack of complete data reported by the courts; (3) questions relating to the validity of data collected, both published and unpublished; and (4) variations in the subject matter jurisdiction of the courts.

The first problem in comparing data available from trial courts is the lack of uniformity in case classification and unit of case count. Both the case categories and the data classified in the case categories vary from state to state. Under the case category of "law," for example, one state may use the term "civil judgment," another "civil complaint," and still another may report the case as "money judgment." This makes consolidation of these categories difficult. The lack of uniformity in unit of case count causes difficulty in comparison of caseload (see Figures A and B). Units of counting criminal cases may be informations, indictments, or complaints; the number of defendants; or even the number of charges. Civil cases may be counted at the filing of a complaint, at note of issue, or at the time placed on the calendar.

The second problem in comparing data available from trial courts is the lack of complete statistics. Some states report only total caseload. Others report individual case categories, but omit breakdowns within certain categories to show what is included within, for example, domestic relations, estate, or mental health. This omission presents a problem in interstate comparisons. In

addition, there are states that are not consistent in their reporting of data. The general jurisdiction court, for example, may give detailed category breakdowns, whereas the limited jurisdiction court may report only total civil, criminal, and juvenile cases, or not report at all.

The third problem relates to questions of validity of the data collected, both published and unpublished. One of the major factors in data validity is the chance of human error. Many elements (hidden data, transposition of figures, double counting of cases, manner used to verify data) contribute to the scope of this problem. Although many verification techniques have been implemented by state court administrators and by the National Court Statistics Project staff to keep errors to a minimum, the reader should understand that a verification process does not guarantee absolute accuracy.

The final problem is variation in the subject matter jurisdiction of the courts. In four states, Illinois, Idaho, Iowa, and South Dakota, in the District of Columbia, and in Guam, general jurisdiction courts handle all types of cases. In other states, such as Florida and New Jersey, general jurisdiction courts process only major criminal cases and major civil actions, while other civil and criminal cases are handled by limited jurisdiction courts. Limited jurisdiction courts were added to this series in 1976 in order to present a complete picture of the trial court caseload. The inclusion of limited jurisdiction court data in this report does not change the fact that some general jurisdiction court systems handle all the cases. The 1977 state statistical profiles in Part II show that the number and types of trial courts vary from state to state. This difference in court structure must be kept in mind while examining the data in this document.

The reader should note two other factors before reviewing the trial court tables. The first: only states reporting data that could be displayed in specific case category tables (i.e., felony, real property rights, status offenses, etc.) were included in such tables. For the sake of clarity, those states that did not report such data were not listed. When every court in the state handling the case type did not report data, the data that were reported have been footnoted as being incomplete (footnote "p") in order to provide the reader with an indicator of incomplete data when comparing caseloads. This information will help determine whether caseloads can be compared between states or courts.

The following tables are sequenced from a general overview (national caseflow totals for courts) to the more specific caseflow detail (civil, criminal, traffic, and juvenile caseflow and case categories).

Table 13: Reported national caseload (civil, criminal, traffic, juvenile, and total) in general jurisdiction, limited jurisdiction, and all trial courts, 1977. Estimated civil, criminal, juvenile, traffic, and total cases filed and disposed in all trial courts

Reported and estimated caseload	Beginning		End	
	pending	Filed	Disposed	pending
CIVIL				
All trial courts:				
Reported cases.....	3,352,712	10,835,090	8,922,331	3,702,777
Number of states reporting complete data.....	4	19	15	4
Percent of population represented by complete data.....	7%	49%	44%	7%
Percent of variance explained (R ²).....	91%	99%
Estimated national totals.....	12,800,000	11,900,000
General jurisdiction courts:				
Reported cases.....	2,597,264	4,710,803	4,285,754	2,774,767
Number of states reporting complete data.....	27	45	33	27
Percent of population represented by complete data.....	51%	90%	76%	51%
Limited jurisdiction courts:				
Reported cases.....	755,448	6,124,287	4,636,577	928,010
Number of states reporting complete data (45 states handle civil cases in limited jurisdiction courts).....	5	16	12	5
Percent of population represented by complete data (198,571,000 is the population in the 45 states).....	14%	48%	40%	14%
Criminal				
All trial courts:				
Reported cases.....	1,044,401	8,999,714	6,617,587	1,087,366
Number of states reporting complete data.....	7	19	17	6
Percent of adult population represented by complete data (152,138,000 is the total adult population).....	7%	51%	36%	4%
Percent of variance explained (R ²).....	94%	98%
Estimated national totals.....	10,200,000	9,400,000
General jurisdiction courts:				
Reported cases.....	555,103	2,141,497	1,941,384	571,454
Number of states reporting complete data.....	29	46	40	29
Percent of adult population represented by complete data.....	44%	91%	80%	44%
Limited jurisdiction courts:				
Reported cases.....	489,298	6,858,217	4,676,203	515,912
Number of states reporting complete data (46 states handle criminal cases in limited jurisdiction courts).....	4	15	12	3
Percent of adult population represented by complete data (140,683,000 is the adult population in the 46 states).....	5%	48%	31%	2%
Traffic				
All trial courts:				
Reported cases.....	854,365	48,086,011	38,950,755	904,622
Number of states reporting complete data.....	7	17	15	6
Percent of population represented by complete data.....	7%	44%	34%	4%
Percent of variance explained (R ²).....	96%	99%
Estimated national totals.....	59,000,000	56,000,000

General jurisdiction courts:							
Reported cases.....	81,932	4,197,620	3,572,075	103,180			
Number of states reporting complete data (15 states handle traffic cases in general jurisdiction courts).....	8	13	11	8			
Percent of population represented by complete data (53,172,000 is the population in the 15 states).....	31%	90%	63%	31%			
Limited jurisdiction courts:							
Reported cases.....	772,433	43,888,391	35,378,682	801,442			
Number of states reporting complete data (46 states handle traffic cases in limited jurisdiction courts).....	4	13	11	3			
Percent of population represented by complete data (203,184,000 is the population in the 46 states).....	5%	34%	27%	2%			

Juvenile

All trial courts:							
Reported cases.....	131,951	1,159,100	988,833	158,811			
Number of states reporting complete data.....	16	32	26	16			
Percent of juvenile population represented by complete data (64,260,000 is total juvenile population).....	38%	73%	63%	42%			
Percent of variance explained (R ²).....		.68%	97%				
Estimated national totals.....		1,300,000	1,300,000				
General jurisdiction courts:							
Reported cases.....	79,677	634,897	582,386	87,842			
Number of states reporting complete data (30 states handle juvenile cases in general jurisdiction courts).....	12	20	18	12			
Percent of juvenile population represented by complete data (39,072,000 is the juvenile population in the 30 states).....	44%	76%	73%	44%			
Limited jurisdiction courts:							
Reported cases.....	52,274	524,203	406,247	70,969			
Number of states reporting complete data (30 states handle juvenile cases in limited jurisdiction courts).....	7	16	12	7			
Percent of juvenile population represented by complete data (36,609,000 is the juvenile population in the 30 states).....	31%	61%	47%	38%			

Total

All trial courts:							
Reported cases.....	5,696,471	70,107,642	56,553,496	6,370,749			
Number of states reporting complete data.....	2	17	10	2			
Percent of population represented by complete data.....	<1%	42%	29%	<1%			
Estimated national totals.....		83,300,000	78,500,000				
General jurisdiction courts:							
Reported cases.....	3,401,519	11,406,646	10,497,017	3,627,210			
Number of states reporting complete data.....	21	40	31	21			
Percent of population represented by complete data.....	31%	77%	63%	31%			
Limited jurisdiction courts:							
Reported cases.....	2,294,952	58,421,996	46,056,479	2,743,539			
Number of states reporting complete data (46 states have limited jurisdiction courts).....	1	13	8	1			
Percent of population represented by complete data (203,184,000 is the population in the 46 states).....	<1%	37%	25%	<1%			

(continued on next page)

Table 13: Reported national caseload (civil, criminal, traffic, juvenile, and total) in general jurisdiction, limited jurisdiction, and all trial courts, 1977 (continued).

Note: The only data included in this table are those from the 50 states and the District of Columbia. Data from Puerto Rico and Guam are not included in this table. To ascertain the states that reported data in any category, refer to Table 14 for general jurisdiction courts and Table 15 for limited jurisdiction courts.

Reported cases:

The reported cases totals for all trial courts, general jurisdiction courts, and for limited jurisdiction courts include all data reported by any court in each state, whether or not the data were complete.

Number of states reporting complete data:

The number of states whose total for the particular category was complete, that is, did not have footnotes "j" or "k" attached.

State population figures used are the revised 1977 Bureau of the Census estimates and total 219,758,000 for the 50 states and the District of Columbia.

Estimated national totals:

Estimated national totals are the cumulative totals of all reported state total data that were complete plus the estimated data for each state for whom complete figures were not available. The procedure used to estimate incomplete and missing data is discussed in Appendix A of this volume.

Percent of variance explained:

The R^2 statistic gives the percent of the variation in the reported caseload that is explained by the variation of the independent variable used in predictive equation. Each of the predictive equations had an associated R^2 that was statistically significant. In that, the p value for each of the R^2 was less than .01. A significance level of $p < .01$ indicates that a result of this magnitude will occur by chance less than one time in one hundred, i.e., that, were there no relationship between the independent and dependent variables we would find this large an R^2 value less than one out of every hundred times, due only to chance.

Table 14: Reported general jurisdiction caseflow, 1977. Civil, criminal, traffic, juvenile, and total cases, with state population and number of judges

State and court title	Beginning pending					Filed				
	Civil	Criminal	Traffic	Juvenile	Total	Civil	Criminal	Traffic	Juvenile	Total
Alabama--Circuit Court ⁸	49,016	10,566	NH	0	59,584	64,619	24,143	NH	10,764	99,526
Alaska--Superior Court ⁶	11,419	433 ¹	NH		11,852 ¹	11,375	1,082	NH	1,483	13,940
Arizona--Superior Court ⁸	62,611 ¹	5,857	NH	871 ¹	69,339 ¹	68,635	13,231	NH	12,404 ¹	94,270 ¹
Arkansas--STATE TOTAL	53,727 ¹	8,919	NH	NH	62,646 ¹	63,586	13,774	NH	NH	77,360
Circuit Court ⁶	16,069	8,919	NH	NH	24,988	22,074	13,774	NH	NH	35,848
Chancery and Probate Court ¹	37,658 ¹	NH	NH	NH	37,658 ¹	41,512	NH	NH	NH	41,512
California--Superior Court ⁸			NH			548,933	57,161	NH	107,786	713,880
Colorado--STATE TOTAL	X	10,031	NH	X	87,512 ¹	92,238 ¹	15,690	NH	16,078	124,006 ¹
District Court, Denver Superior Court, Denver Juvenile Court, and Denver Probate Court ^{1,8}	X	10,031	NH	X	83,748 ¹	90,198 ¹	15,690	NH	16,078	121,966 ¹
Water Court ¹	3,764	NH	NH	NH	3,764	2,040	NH	NH	NH	2,040
Connecticut--Superior Court ⁸	32,252	3,893	NH	NH	36,145	26,891	4,522	NH	NH	31,413
Delaware--STATE TOTAL	10,782	1,357	NH	NH	12,139	6,428	4,097	NH	NH	10,525
Superior Court ⁸	3,210	1,357	NH	NH	4,567	3,824	4,097	NH	NH	7,921
Court of Chancery ¹	7,572	NH	NH	NH	7,572	2,604	NH	NH	NH	2,604
*District of Columbia--Superior Court ^{8,9}	16,032 ¹	5,204	6,867	1,104	29,207 ¹	161,944	29,040	120,526	6,289	317,799
Florida--Circuit Court ^{8,9}			NH			250,080	92,526	NH	76,271	418,877
Georgia--Superior Court ^{1,9}	90,773 ¹	21,828 ¹	3,082 ¹	NH	115,683 ¹	104,344	45,989	11,138	NH	161,471
Guam--Superior Court ⁷	5,147	696	2,878	256	8,977 ¹	4,771	725	15,877	490	21,863
Hawaii--STATE TOTAL	21,368	2,105	113	3,276	26,862	20,850	1,992	108	8,075	31,029 ⁸
Circuit Court ⁸	21,251	2,105	113	3,276	26,745	20,763	1,992	108	8,075	30,938
Lens Court ¹	87	NH	NH	NH	87	44	NH	NH	NH	44
Tax Appeal Court ¹	30	NH	NH	NH	30	43	NH	NH	NH	43
*Idaho--STATE TOTAL	23,324	6,415	5,017	2,253	37,009	45,537	29,444	193,277	7,733	275,991
District Court ⁸	8,296	1,055	4	2	9,357	9,240	3,324	17	5	11,584
Magistrates Division ⁹	15,028	5,360	5,013	2,251	27,652	37,297	26,120	193,260	7,730	264,407
*Illinois--Circuit Court ⁷	397,256 ¹	54,310 ¹		12,808	464,374 ¹	635,666	519,334	2,343,770	25,686	3,524,456
Indiana--STATE TOTAL	205,249	30,129	5,362	9,229	249,969	189,607	50,139	94,760	15,776	350,282
Superior Court and Circuit Court ^{1,7}	205,249	29,268	5,362	9,229	249,108	189,607	48,189	94,760	15,776	348,332
Criminal Court of Marion County ⁷	NH	861	NH	NH	861	NH	1,950	NH	NH	1,950
Iowa--District Court ⁶	47,866 ¹	58,609	16,796		123,271 ¹	129,770	190,363	271,039	6,059	597,231
Kansas--District Court ⁷	19,583	2,589	83	NH	22,255	58,005	19,835	107,870	NH	185,710
Kentucky--Circuit Court ^{1,6}			NH	NH		65,998	13,673	NH	NH	79,671
Louisiana--District Court			NH	NH		133,369	236,010	NH	NH	369,379
Maine--Superior Court ⁷	7,403	1,851	397	NH	9,651	7,568	6,138	1,881	NH	15,587
Maryland--Circuit Court ⁶	121,714	12,216 ^{1J}	NH	4,797 ¹	138,727 ^{1J}	66,026	43,616	NH	23,702	133,344
Massachusetts--Superior Court ^{1,6}	91,319	46,414	NH	NH	137,733	31,395	35,254	NH	NH	66,649
Michigan--STATE TOTAL	115,837	19,204 ¹	3,169 ¹		138,210 ⁵	131,148	124,796	865,267	NH	1,121,211 ⁵
Circuit Court ⁹	115,050	12,668	NH	NH	127,718	130,433	26,172	NH	NH	156,605
Court of Claims ¹	787	NH	NH	NH	787	715	NH	NH	NH	715
Recorder's Court ⁹	NH	6,536 ¹	3,169 ¹	NH	9,705 ^{1r}	NH	98,624	865,267	NH	963,891 ⁵
Minnesota--District Court ^{2,12}	8,666	2,043	NH	NH	10,709 ¹	18,843	10,012	NH	NH	28,855 ¹
Mississippi--STATE TOTAL			NH			52,521	7,442	NH	NH	59,963 ¹
Circuit Court ⁶			NH	NH		12,596	7,442	NH	NH	20,038
Chancery Court ¹			NH	NH		39,925	NH	NH	NH	39,925 ¹
*Missouri--Circuit Court and Court of Common Pleas ^{1,6}	59,935	9,918	NH	9,031	78,884	72,132	18,130	NH	16,734	106,996
Montana--District Court ⁷			NH					NH		
Nbraska--District Court ⁸	6,202	1,287	NH	NH	7,489	18,640	6,561	NH	NH	25,201
Nevada--District Court ^{1,9}			NH			8,062 ¹	1,448 ¹	NH	535 ¹	10,045 ¹
New Hampshire--Superior Court ^{5,12}	19,673	5,129	NH	NH	24,802	17,745	6,992	NH	NH	24,737
New Jersey--Superior Court and County Court ^{2,6}	56,817	29,625	NH	NH	86,442	68,371	29,038	NH	NH	97,409
New Mexico--District Court ⁹	18,936	2,329	NH	NH	21,265 ¹	39,217	4,656	NH	NH	43,873 ¹
New York--Supreme Court and County Court ^{1,8}	67,524 ¹	9,720 ¹	NH	NH	77,244 ¹	116,031 ¹	31,395	NH	NH	147,426 ¹
North Carolina--Superior Court ¹²	78,619 ¹	18,431	NH	NH	97,050	69,299 ¹	51,264	NH	NH	120,563
North Dakota--District Court ⁶	3,752 ¹	X	X	X	4,173	9,006	1,083	2	974	11,065
Ohio--Court of Common Pleas ^{1,5}	150,978 ¹	6,880	NH	17,632	175,490 ¹	249,589	30,835	NH	202,796	483,220
Oklahoma--District Court ^{1,5}	149,008	34,562 ¹	41,046	5,355	229,971 ¹	172,406	59,289	186,171	8,906	426,772
Oregon--STATE TOTAL	42,359 ¹	4,719	NH		47,078 ¹	53,264	14,174	NH	14,430	81,868
Circuit Court ^{1,11}	42,170 ¹	4,719	NH		46,889 ¹	53,116	14,174	NH	14,430	81,720
Tax Court ¹	189	NH	NH	NH	189	148	NH	NH	NH	148
Pennsylvania--Court of Common Pleas ^{1,8}	63,293	25,064	NH	4,899	93,216	180,206	73,058	NH	35,614	288,878
Puerto Rico--Superior Court ¹⁰	43,823	20,934	NH	1,449	66,206	85,719	23,508	NH	5,647	114,874
Rhode Island--Superior Court ^{1,6}			NH			6,341	3,153	NH	NH	9,494
South Carolina--Circuit Court ^{1,6}	15,813	5,618 ¹	NH	NH	24,431	29,259	30,829 ¹	NH	NH	60,088
South Dakota--Circuit Court ^{1,6}			NH					NH		
Tennessee--STATE TOTAL	35,650 ¹	X	X	NH	45,291 ¹	86,347	30,062	1,811	NH	118,220
Circuit Court and Criminal Court ^{1,6}	17,670 ¹	X	X	NH	27,311 ¹	49,462	30,062	1,811	NH	81,335
Law and Equity Court ¹	2,514 ¹	NH	NH	NH	2,514 ¹	4,466	NH	NH	NH	4,466
Chancery Court ¹	15,466 ¹	NH	NH	NH	15,466 ¹	32,419	NH	NH	NH	32,419
Texas--District Court ⁹ or Criminal District Court ⁹ Domestic Relations Court ¹ and Juvenile Court ¹	292,833 ¹	69,751 ¹	NH	4,952 ¹	367,536 ¹	285,335 ¹	81,838 ¹	NH	11,141 ¹	378,314 ¹
Utah--District Court ⁷	18,342	894	NH	NH	19,236	27,010	3,352	NH	NH	30,362
Vermont Superior Court ⁷	7,087	18	NH	NH	7,105	6,601	71	NH	NH	6,672
Virginia--Circuit Court ⁸	86,296	13,145	NH	NH	99,441	67,685	49,666	NH	NH	117,351
Washington--Superior Court ⁸			NH			99,000	14,141	NH	14,824	127,965
West Virginia--Circuit Court ^{5,12}	34,435	10,351	NH	3,510	48,296	34,837	9,875	NH	7,318	52,030
Wisconsin--Circuit Court and County Court ^{1,6}			NH					NH		
Wyoming--District Court ^{1,5}	3,515 ¹	687 ¹	NH		4,202 ¹	9,044	1,284	NH	829	11,157

Note: All available data are entered in the table. Blank spaces indicate that the data are not available.

NH = This case type is not handled in this court.

X = The data for this case type are known to be included in the total, but were not available by category.

*These states have a single-tier trial court. The trial courts in these states listed here have no limited jurisdiction courts under them, so included in their caseflow are cases that would be heard by limited jurisdiction courts elsewhere.

Table 14, page 2

Disposed					End pending					State population	Number of
Civil	Criminal	Traffic	Juvenile	Total	Civil	Criminal	Traffic	Juvenile	Total	In thousands	Judges
64,269	23,443	NH	9,371	97,083	49,366	11,268	NH	1,393	62,027	3,785	112
10,672	1,002	NH	1,111	12,785	12,116	399	NH		12,515	396	20
63,955	13,243	NH	9,655	86,853	66,669	5,845	NH	2,480	74,994	2,427	73
54,447	13,737	NH	NH	68,184	56,647	8,956	NH	NH	65,603	2,207	56
20,460	13,737	NH	NH	34,197	17,683	8,956	NH	NH	26,639	--	29
33,987	NH	NH	NH	33,987	38,964	NH	NH	NH	38,964	--	27
436,716	51,378	NH	99,951	588,045						22,350	542
X	13,880	NH	X	119,382	X	12,415	NH	X	92,136	2,696	99
X	13,880	NH	X	116,668	X	12,415	NH	X	89,046	--	99
2,714	NH	NH	NH	2,714	3,090	NH	NH	NH	3,090	--	7 dist. Judges serve
25,040	4,539	NH	NH	29,579	34,103	3,876	NH	NH	37,979	3,089	45
6,289	3,860	NH	NH	10,149	10,921	1,594	NH	NH	12,515	595	14
3,611	3,860	NH	NH	7,471	3,423	1,594	NH	NH	5,017	--	11
2,678	NH	NH	NH	2,678	7,498	NH	NH	NH	7,498	--	3
158,830	29,429	120,808	6,466	315,533	16,664	4,815	6,585	926	28,990	682	44
246,394	80,621	NH	65,313	392,328						8,889	289
90,681	42,212	11,075	NH	143,970	104,436	25,603	3,145	NH	133,184	5,212	90
3,055	1,060	15,452	365	19,932	6,913	361	3,303	381	10,958	95	5
18,091	1,530	126	7,937	27,684	24,127	2,967	95	3,414	30,203	916	23
17,995	1,530	126	7,937	27,588	24,019	2,567	95	3,414	30,095	--	23
48	NH	NH	NH	48	83	NH	NH	NH	83	--	2 circ. Judges serve
48	NH	NH	NH	48	25	NH	NH	NH	25	--	2 circ. Judges serve
43,822	28,849	192,673	7,637	272,981	25,039	7,010	5,621	2,349	40,019	883	94
9,045	3,179	19	2	12,245	7,491	1,200	2	3	8,696	--	27
34,777	25,670	192,654	7,635	260,736	17,548	5,810	5,619	2,346	31,323	--	67
590,682	476,787	2,273,266	28,287	3,369,022	438,243	53,478		13,116	504,837	11,406	643
186,340	50,785	92,314	14,908	344,347	208,516	29,483	7,352	10,097	255,448	5,405	173
186,340	48,717	92,314	14,908	342,279	208,516	28,740	7,352	10,097	254,705	--	169
NH	2,068	NH	NH	2,068	NH	743	NH	NH	743	--	4
121,295	194,790	266,429	6,795	589,309	53,249	54,182	21,406		128,837	2,914	92 district and 16 district assoc. Judges, 14 regular full-time, 9 substitute full-time, and 191 part-time magistrates.
50,502	14,412	101,655	NH	166,569	27,086	8,012	6,298	NH	41,396	2,518	70 district, 64 assoc. dist. and 76 dist. magistrate Judges.
		NH	NH							3,575	87
		NH	NH							4,016	146
5,254	4,851	1,429	NH	11,534	9,720	3,138	849	NH	13,707	1,105	14
59,689	41,274	NH	24,442	125,405	128,051	14,580	NH	4,045	146,676	4,195	85
34,966	40,850	NH	NH	75,816	85,588	43,355	NH	NH	128,943	5,744	46
129,059	48,722	9,668	NH	187,449	117,926	15,323	4,426	NH	137,675	9,157	170
128,394	26,316	NH	NH	154,710	117,089	12,524	NH	NH	129,613	--	147
665	NH	NH	NH	665	837	NH	NH	NH	837	--	1 circ. Judges serve
NH	22,406	9,668	NH	32,074	NH	2,799	4,426	NH	7,225	--	23
18,814	9,821	NH	NH	28,635	8,700	2,240	NH	NH	10,940	3,980	72
		NH	NH							2,460	66
		NH	NH							--	30
		NH	NH							--	36
71,571	18,047	NH	16,364	105,982	60,496	10,001	NH	9,401	79,898	4,845	111
		NH	NH							771	29
16,369	5,492	NH	NH	21,861	8,473	2,356	NH	NH	10,829	1,554	45
		NH	NH							678	25
17,778	6,636	NH	NH	24,414	19,540	5,485	NH	NH	25,125	872	15
62,325	28,210	NH	NH	90,535	62,863	30,453	NH	NH	93,316	7,342	206
33,259	4,178	NH	NH	37,437	24,894	2,807	NH	NH	27,701	1,225	39
113,792	35,255	NH	NH	149,047	69,266	8,901	NH	NH	78,175	17,852	357
65,557	49,987	NH	NH	115,544	81,411	18,448	NH	NH	99,859	5,668	57
7,899	1,056	4	888	9,847	4,779	X	X	X	5,391	649	19
245,262	31,135	NH	200,893	477,290	153,684	6,580	NH	19,535	179,799	10,771	313
143,420	53,244	179,814	8,038	384,516	177,994	40,501	47,403	6,223	272,121	2,866	64 dist., 77 assoc., and 48 special Judges.
49,613	14,119	NH	NH	63,732	42,609	4,774	NH	NH	47,383	2,439	72
49,401	14,119	NH	NH	63,520	42,484	4,774	NH	NH	47,258	--	71
212	NH	NH	NH	212	125	NH	NH	NH	125	--	1
179,433	67,877	NH	34,201	281,511	64,066	26,279	NH	6,272	96,617	11,882	285
86,375	25,002	NH	5,607	116,984	43,167	19,440	NH	1,489	64,096	3,321	89
		NH	NH							955	17
28,905	29,670	NH	NH	58,575	16,167	9,772	NH	NH	25,944	2,989	25
15,412	92,037	NH	4,487	111,936						689	36
79,203	19,211	1,202	NH	109,325	36,042	X	X	NH	45,668	4,402	115
42,275	19,211	1,202	NH	73,367	18,328	X	X	NH	27,954	--	5
4,241	NH	NH	NH	4,271	2,721	NH	NH	NH	2,721	--	83
31,687	NH	NH	NH	31,687	14,993	NH	NH	NH	14,993	--	27 chancellors
262,612	83,110	NH	10,808	356,530	315,556	68,479	NH	5,285	389,320	13,192	285
22,843	2,999	NH	NH	25,842	22,212	1,250	NH	NH	23,462	1,316	24
6,632	56	NH	NH	6,688	7,056	33	NH	NH	7,089	492	7
63,743	47,943	NH	NH	111,686	90,238	14,868	NH	NH	105,106	5,206	107
85,141	14,664	NH	NH	99,805						3,772	110
32,921	8,512	NH	7,522	48,955	36,351	11,714	NH	3,306	51,371	1,906	57
297,510	136,577	321,610	17,512	733,209						4,613	180
8,756	1,352	NH	NH	10,108	3,803	609	NH	NH	4,412	412	13

Data are not complete:

Alaska--Criminal pending data were available for felony cases only. No Juvenile pending data were available.

Arizona--Civil pending data do not include adoption or mental health cases from Maricopa County. Disposition data for mental health cases from Maricopa County were not available, either. Juvenile data do not include Juvenile dependency or Juvenile traffic cases from Pima County.

Arkansas--Chancery and Probate Court--Pending and disposed data do not include adoption, guardianship/conservatorship/trusteeship, other estate, or mental health cases.

(continued on next page)

Table 14: Reported general jurisdiction caseflow, 1977 (continued).

Colorado--Denver Probate Court--All data given for this court are incomplete, representing only a nine-month reporting period, due to a data processing failure.

District of Columbia--Pending and disposed data do not include *estate* cases.

Georgia--Pending and disposed data do not include cases filed before July 1, 1970.

Illinois--No pending data were available for *probate/wills/intestate*, *criminal conservation violations*, or *traffic* cases. As a result, the corresponding categories given in the table are incomplete.

Iowa--No pending data were available for *domestic relations*, *estate*, or *Juvenile* cases. No disposition data were available for *guardianship/conservatorship/trusteeship* cases. Filings are complete.

Maryland--Criminal pending data do not include *sentence review only* cases.

Michigan--Recorder's Court of Detroit--Pending figures do not include *criminal misdemeanors* or *ordinance violations*, or *traffic accident* or moving cases. Dispositions were not available for *criminal ordinance violations* or *traffic accident* or moving cases. Filings are complete.

Minnesota--No *Juvenile* data were available for this court.

Mississippi--Chancery Court--No *Juvenile* data were available for this court.

Nevada--Data were only available for one court--the Second District (Washoe County). Approximately twenty-five percent of the total state population lives in this county.

New Mexico--There were no data available for *Juvenile* cases handled by this court.

New York--No *civil* data were available for the court in Seneca County. No pending data were available for *criminal indictments--outside New York City.*

North Dakota--*Civil* pending data do not include termination of parental rights cases. They are included in the grand total pending data, as well as the *civil* and grand total filed and disposed figures.

Ohio--No pending data were available for *civil adoption*, birth records, *estate minor's settlement*, *mental health*, or name change cases. Filings and dispositions are complete.

Oklahoma--No pending data were available for *criminal postconviction remedy* cases.

Oregon--Circuit Court--No pending or disposition data were available for *marriage dissolution*, *mental health*, or *Juvenile* cases.

South Dakota--No data were available for cases heard by the lawyer magistrates or lay magistrate/clerks who serve this court.

Tennessee--All courts--Pending data were not available and disposition were not available by case category for courts in the ten counties serving as pilot sites for the new computerized statistical reporting system. Filings and the grand total disposed figure are complete.

Texas--Data presented in this table are based on a less than complete number of monthly statistical reports that were received. The reporting rate for these courts was ninety-eight percent.

Washington--No disposition data were available for *mental health* or *Juvenile* cases.

Wyoming--Pending and disposed data do not include cases filed before 1974. No pending or disposition data were available for *Juvenile* cases.

J Explanation of data included in the category:

Maryland--Pending figures for *criminal* cases of adult offenses against juveniles are included with the *Juvenile* pending data, not the *criminal* pending data. Filings and dispositions of these cases are correctly categorized with the *criminal* cases.

North Carolina--*Civil* data on the chart include *estate* and special proceeding cases that are disposed by the clerks of this court.

Table 15: Reported limited jurisdiction caseload, 1977.
Civil, criminal, traffic, juvenile, and total cases, with state population and number of judges

State and court title	Beginning pending					Filed				
	Civil	Criminal	Traffic	Juvenile	Total	Civil	Criminal	Traffic	Juvenile	Total
Alabama--STATE TOTAL.....	OP	OP	OP	OP	OP	100,822 ^P	92,528 ^P	179,604 ^P	13,423 ^P	386,377 ^P
District Court ^{1,8}	0	0	0	0	0	100,822	92,528	179,604	13,423	386,377
Probate Court.....		NH	NH				NH	NH		
Municipal Court.....	NH			NH			NH		NH	
Alaska--STATE TOTAL.....	7,984 ^P			NH	14,603 ^P	10,263	18,625	86,636	NH	115,524
District Court ^{1,7}	7,984	X	X	NH	14,603 ^P	10,118	17,094	85,861	NH	113,033
Magistrates Court ^{1,7}				NH		145	1,571	775	NH	2,491
Arizona--STATE TOTAL.....				NH		34,422 ^I	34,695 ^P	153,730 ^P	NH	222,847 ^P
Justices of the Peace ^{1,9}				NH		34,422 ^I	34,695 ^P	153,730 ^P	NH	222,847 ^P
City Magistrates.....	NH			NH					NH	
Arkansas--STATE TOTAL.....				NH		20,681 ^I	124,582 ^I	382,912 ^I	9,884	538,059 ^I
Court of Common Pleas ^{1,1}		NH	NH	NH		250 ^I			NH	250 ^I
County Court.....		NH	NH			1,674			9,884	11,558
Municipal Court ^{1,7}				NH		18,563 ^I	113,761 ^I	363,180 ^I	NH	495,504 ^I
City Court, Police Court, and Justice of the Peace Court ^{1,7}				NH		194 ^I	10,821 ^I	19,732 ^I	NH	30,747 ^I
California--STATE TOTAL.....				NH		771,388	750,203	14,274,203 ^P	NH	15,795,794 ^P
Justice Court ^{1,9}				NH		49,828	71,973	703,777	NH	825,578
Municipal Court ^{1,9}				NH		721,560	678,230	13,570,426 ^P	NH	14,970,216 ^P
Colorado--STATE TOTAL.....	10,180	11,743 ^P	37,422 ^P	NH	59,345 ^P	57,921	42,368 ^P	148,571 ^P	NH	248,860 ^P
County Court ^{1,9}	10,180	11,743	37,422	NH	59,345	57,921	42,368 ^P	148,571 ^P	NH	248,860 ^P
Municipal Court.....				NH					NH	
Connecticut--STATE TOTAL.....	35,373 ^P	20,964	19,005	5,623	80,965 ^P	190,598	86,878	262,872	13,329	553,677
Court of Common Pleas ^{1,9}	35,373 ^P	20,964	19,005	NH	75,304 ^I	140,214	86,878	262,872	NH	489,964
Probate Court.....				NH		50,233			NH	50,233
Juvenile Court.....	38	NH	NH	5,623	5,661	151			NH	13,329
Delaware--STATE TOTAL.....	12,094 ^P	1,393 ^P	781 ^P	2,380	19,800 ^P	18,892 ^P	39,051 ^P	83,800 ^P		166,270 ^P
Court of Common Pleas ^{1,10}	2,165	944		NH	3,110	3,412	6,325		NH	9,737
Family Court ¹	X	X		2,380	5,325		X			24,513
Municipal Court of Wilmington ¹⁰	NH	453	515	NH	968		9,540	11,055	NH	20,595
Alameda's Court ¹				NH					NH	
Justice of the Peace Court ^{1,10}	9,928	X	X	NH	10,405	15,480	23,196	72,749	NH	111,425
Florida--County Court ^{1,9}				NH		222,815	256,308	1,936,458	NH	2,415,581
Georgia--STATE TOTAL.....	38,114 ^P			NH	95,619 ^P	114,939 ^P	66,816 ^P	274,845 ^P	22,660 ^P	479,260 ^P
State Court ¹ and County Court ^{1,9}	38,114 ^P	X	X	NH	80,347 ^I	114,939 ^P	63,353 ^I	155,713 ^I	NH	334,005 ^I
Probate Court ⁹		X	X	NH	8,489 ^I		3,470	116,152	NH	119,622 ^I
Juvenile Court ¹		NH	X	X	6,278 ^I			2,982 ^I	22,660 ^I	29,642 ^I
Municipal Court.....	NH			NH					NH	
Civil Court.....				NH					NH	
Small Claims Court.....		NH	NH	NH					NH	
Magistrate's Court.....				NH					NH	
Justice of the Peace Court.....				NH					NH	
Recorder's Court, Mayor's Court, Municipal Court, City Council Court, Police Court, and Orphan Court.....	NH			NH					NH	
Hawaii--District Court ^{1,10}	6,173	4,080	46,256	NH	56,509 ^P	11,014	36,585	618,886	NH	666,485 ^P
Indiana--STATE TOTAL.....	31,913 ^P	21,569 ^P	43,343 ^P	2,567	99,391 ^P	87,539 ^P	90,989 ^P	216,703 ^P	6,483	401,710 ^P
County Court ^{1,7}	17,105	6,817	15,586	NH	39,608	67,097	32,536	136,787	NH	236,380
Juvenile Court of Marion County ⁷		23	NH	1,677	1,700		26		NH	5,660
Probate Court ¹	10,444	NH	NH	890	11,334	5,180			NH	6,003
Municipal Court of Marion County ⁷	4,364	14,729	27,656	NH	46,749	15,302	58,423	79,916	NH	153,641
City Court.....				NH					NH	
Town Court.....				NH					NH	
Justice of the Peace Court.....				NH					NH	
Small Claims Court of Marion County.....				NH					NH	
Kansas--STATE TOTAL.....	25,902 ^I			NH	37,900 ^P	33,239 ^I			NH	179,778 ^P
City Court, Magistrate Court, and Common Pleas Court ^{1,7}	5,457	X	X	NH	9,734	21,279	X	X	NH	82,539
County Court ⁷	2,803	X	X	NH	10,524	2,908	X	X	NH	88,187
Probate Court and Juvenile Court ¹	17,642 ^I	NH	NH	NH	17,642 ^I	9,052 ^I			NH	9,052 ^I
Municipal Court.....				NH					NH	
Kentucky--County Court, Quarterly Court, Police Court, and Justice Court ^{1,9}						64,929	218,742	418,962	26,930	729,563
Louisiana--STATE TOTAL.....						62,351 ^P	110,621 ^P	382,865 ^P	40,193 ^P	596,030 ^P
Family Court and Juvenile Court.....	NH	NH	NH						NH	26,217
City Court ¹ and Parish Court ¹ , and Municipal and Traffic Court of New Orleans ^{1,7}						62,351 ^I	110,621 ^I	382,865 ^I	13,976 ^I	569,813 ^I
Justice of the Peace Court.....		NH	NH	NH					NH	
Mayor's Court.....				NH					NH	
Maine--STATE TOTAL.....						39,560 ^P			5,083 ^I	185,823 ^P
District Court ^{1,7}						39,560 ^I	X	X	5,083 ^I	186,823 ^I
Probate Court.....		NH	NH	NH					NH	
Administrative Court.....		NH	NH	NH					NH	
Maryland--STATE TOTAL.....				3,067	3,067 ^P	371,336 ^P	111,688	672,516	2,899 ^P	1,158,439 ^P
District Court ^{1,9}		(J)		3,067 ^I	3,067 ^I	371,336	111,688	672,516	2,899	1,158,439
Orphans' Court.....		NH	NH	NH					NH	

Table 15, page 1

Disposed					End pending					Population	Number
Civil	Criminal	Traffic	Juvenile	Total	Civil	Criminal	Traffic	Juvenile	Total	In thousands	of Judges
69,042 ^P	72,020 ^P	147,001 ^P	10,683 ^P	298,746 ^P	31,780 ^P	20,508 ^P	32,603 ^P	2,740 ^P	87,631 ^P	3,690	496
69,042	72,020	147,001	10,683	298,746	31,780	20,508	32,603	2,740	87,631	--	89
	NH	NH			NH	NH	NH			--	67
NH			NH		NH			NH		--	220 recorders, 120 mayors
8,637	2,693 ^I	78,505 ^I		110,601	9,645 ^P				14,834 ^I ^P	408	92
8,481	X	X	NH	108,257	9,645	X	X	NH	14,834 ^I	--	17
156	1,392	796	NH	2,344				NH		--	53 part-time and 22 acting magistrates
36,683 ^I			NH	227,264 ^P				NH		2,304	174
36,683 ^I	X	X	NH	227,264 ^I				NH		--	84
NH			NH		NH			NH		--	90
										2,143	317
	NH	NH	NH		NH	NH	NH	NH		--	county Judges serve
	NH	NH			NH	NH				--	75 Judges; 51 juvenile referees
			NH					NH		--	104
			NH					NH		--	92 mayors, 1 Judge, 5 Justices of the peace
581,698	690,242	12,631,824 ^P	NH	13,903,764 ^P				NH		21,900	558
37,798	64,921	632,754	NH	735,473				NH		--	111
543,900	625,321	11,999,070 ^P	NH	13,168,291 ^P				NH		--	447
55,120	41,627 ^I ^P	142,231 ^P	NH	238,978 ^I ^P	12,981	12,484 ^P	43,762 ^P	NH	69,227 ^P	2,644	284
55,120	41,627 ^I	142,231	NH	238,978 ^I	12,981	12,484	43,762	NH	69,227	--	110
NH			NH		NH			NH		--	174
45,019 ^I ^P	91,044	265,236	14,508	415,807 ^I ^P	35,717 ^I ^P	16,798	16,551	4,444	73,510 ^I ^P	3,107	196
44,874 ^I	91,044	265,236	NH	401,154 ^I	35,673 ^I	16,798	16,551	NH	69,022 ^I	--	61
NH			NH			NH		NH		--	129
145	NH	NH	14,508	14,653	44	NH	NH	4,444	4,488	--	6
18,858 ^P	16,942 ^P	24,126 ^P		155,866 ^P	12,451 ^P	1,549 ^P	418 ^P		14,900 ^P	582	92
3,899	6,279	NH	NH	10,178	1,679	990	NH	NH	2,669	--	5
										--	11
NH	9,435	11,152	NH	20,587	NH	558	418	NH	976	--	3
323	1,228	12,974	NH	14,525				NH		--	20 aldermen
14,636	X	X	NH	110,576	10,772	X	X	NH	11,255	--	53 Justices of the peace
213,371	213,989	1,787,583	NH	2,214,943				NH		8,481	190
107,378 ^P	59,347 ^P	268,530 ^I ^P	24,960 ^I ^P	460,213 ^I ^P	45,675 ^P				114,158 ^I ^P	5,027	≈ 1,951 ^P
107,378 ^I	55,853 ^I	151,195 ^I	NH	314,426 ^I	45,675 ^I	X	X	NH	99,926 ^I	--	75
NH	3,501	114,549	NH	118,050 ^I		X	X	NH	10,061 ^I	--	159
NH		2,789 ^I	24,960 ^I	27,749 ^I		NH	X	X	4,171 ^I	--	36
NH			NH			NH		NH		--	4
			NH					NH		--	2
	NH		NH			NH		NH		--	71
			NH					NH		--	4
			NH					NH		--	≈ 1,600
										--	(not available)
10,330	35,645	611,108	NH	657,083 ^P	6,857	5,020	54,034	NH	65,911 ^P	893	17
76,646 ^P	67,385 ^P	205,058 ^P	6,131	355,344 ^P	42,803 ^P	45,166 ^P	54,987 ^P	2,919	145,878 ^P	3,352	191
56,468	29,100	129,810	NH	215,378	27,694	10,253	22,663	NH	60,610	--	59
NH	41	NH	5,343	5,384	NH	8	NH	1,994	2,002	--	1
4,969	NH	NH	788	5,757	10,655	NH	NH	925	11,580	--	2
15,209	38,244	75,248	NH	128,825 ^I	4,454	34,908	32,324	NH	71,686	--	11 full-time and 4 part-time
			NH					NH		--	81
			NH					NH		--	25
			NH					NH		--	2
	NH	NH	NH			NH	NH	NH		--	8
43,617 ^I			22,070	219,068 ^I ^P	25,285 ^I				30,441 ^I ^P	2,331	≈ 482
22,363	X	X	NH	85,737	4,373	X	X	NH	6,536	--	17
4,559	X	X	NH	94,566	1,152	X	X	NH	4,145	--	probate Judges serve
16,695 ^I	NH	NH	22,070	38,765 ^I	19,760 ^I	NH	NH	NH	19,760 ^I	--	109
NH			NH					NH		--	≈ 356
										3,468	619
										3,935	53 ^P
NH	NH	NH			NH	NH	NH			--	9
										--	67
	NH	NH	NH			NH	NH	NH		--	461
			NH							--	(not available)
									1,084	--	38
										--	20
	NH	NH	NH			NH	NH	NH		--	16
	NH	NH	NH			NH	NH	NH		--	1 Judge, 1 associate Judge
10 ^I		3,329		3,339 ^I ^P				NH	2,642 ^I ^P	4,138	146
10 ^I		3,329 ^I		3,339 ^I ^I		(J)	2,642 ^I	2,642 ^I	2,642 ^I	--	80
NH	NH	NH				NH	NH	NH		--	66

(Footnotes at end of table; continued on next page.)

Table 15: Reported limited jurisdiction caseload, 1977 (continued).

State and court title	Beginning pending				Total	Filed				Total
	Civil	Criminal	Traffic	Juvenile		Civil	Criminal	Traffic	Juvenile	
Massachusetts--STATE TOTAL	15,814 ^P				15,814 ^P	380,072	248,264 ^I	3,098,306 ^S	48,620	3,775,262 ^S
District Court ^{1,7}	4,758 ^I				4,758 ^I	249,624	217,264	3,098,306 ^S	37,000	3,602,494 ^S
Boston Municipal Court ^{1,7}				NH		26,313	25,924		NH	52,237 ^I
Housing Court ^{1,7}				NH		7,239	4,742		NH	11,981
Land Court ¹	11,056			NH	11,056	8,022			NH	8,022
Probate Court ⁷				NH		88,874			NH	88,874
Juvenile Court ⁷				NH			34 ^I		NH	11,620
Michigan--STATE TOTAL	76,439 ^P	99,687 ^I	333,433 ^I		505,559 ^P	371,288 ^P	280,403 ^I	1,256,207 ^I	30,045	2,237,943 ^I
Common Pleas Court of Detroit ¹	18,284 ^I			NH	18,284 ^I	178,443 ^I			NH	178,443 ^I
District Court ^{1,9}	59,401	70,498	204,903	NH	330,762	179,171	238,966	1,265,517	NH	1,783,654
Municipal Court ^{1,9}	2,794 ^I	29,229 ^I	128,530 ^I	NH	156,513 ^I	13,676 ^I	41,437 ^I	190,690 ^I	NH	245,805 ^I
Probate Court ¹				NH					NH	30,045
Minnesota--STATE TOTAL	3,841 ^P	16,834 ^I	6,331 ^P		153,117 ^P	43,394 ^P	69,255 ^I	72,137 ^P		780,058 ^P
Conciliation Court ¹³	2,834			NH	2,834	38,050			NH	38,050
County Court ^{3,12}	X	12,010 ^I	X	X	138,121	X	41,562 ^I	X	X	626,834
County Municipal Court ^{3,12}	1,007	4,824	6,331	NH	12,162	15,344	27,693	72,137	NH	115,174
Probate Court ³				NH					NH	
Mississippi--STATE TOTAL						110,572 ^P	316,701 ^P			427,273 ^P
County Court ^{1,6}				NH		16,259	3,165		NH	19,424
Family Court.....	NH			NH					NH	
Municipal Court.....	NH			NH					NH	
Justice Court ^{1,6}				NH		94,313	313,536		NH	407,849
Missouri--STATE TOTAL		22,176 ^P			22,176 ^P	45,766 ^I	55,533 ^I	173,862 ^P		275,161 ^P
St. Louis Court of Criminal Correction ⁷	NH	22,176		NH	22,176		20,505		NH	20,505
Magistrate Court ^{1,6}						45,766 ^I	35,028 ^I	173,862 ^I		254,656 ^I
Probate Court.....									NH	
Municipal Court.....									NH	
Montana--STATE TOTAL										
Justice Court.....										
Municipal Court.....										
City Court.....										
Nebraska--STATE TOTAL	30,944 ^P	18,058 ^P	11,602 ^P	1,088 ^P	61,692 ^P	47,919	45,538 ^P	177,255 ^P	4,860	378,114
County Court ^{1,7}	30,944	18,058	11,602	1,088	61,692	29,963	45,538	177,255	2,868	255,624
Municipal Court ^{1,9}						17,153	X	X	NH	119,695
Juvenile Court.....									NH	1,992
Workman's Compensation Court ¹						803			NH	803
Nevada--STATE TOTAL										
Justice Court.....										
Municipal Court.....										
New Hampshire--STATE TOTAL						15,262 ^P				15,262 ^P
District Court ^{3,12}										
Probate Court ⁵						15,262				15,262 ^P
Municipal Court ^{3,12}										
New Jersey--STATE TOTAL	49,590			12,678	62,268 ^I	372,531	332,976	3,496,735 ^P	82,243	4,284,485 ^P
County District Court ^{1,7}	44,854			NH	44,854 ^I	303,057	3,435	75,263 ^P	NH	382,053 ^S
Juvenile and Domestic Relations Court ¹	4,736			NH	4,736	69,474			NH	151,717
Municipal Court ⁷									NH	3,750,717 ^S
New Mexico--STATE TOTAL						14,964 ^P	24,270 ^P	81,853		121,087 ^P
Magistrate Court ^{1,7}						14,964	24,270	81,853		121,087
Probate Court.....										
Municipal Court.....										
Small Claims Court of Albuquerque.....										
New York--STATE TOTAL	67,835 ^P	9,730 ^I	23,473	101,038 ^I	968,108 ^P	677,416 ^P	63,548 ^P	47,440		1,256,512 ^P
Civil Court of the City of New York ¹	22,589			NH	22,589	144,011			NH	144,011
Criminal Court of the City of New York ⁹		9,730 ^I		NH	9,730 ^I		677,416	63,548	NH	740,964
Family Court ¹	41,514			NH	41,514	257,885		47,440	NH	305,325
Surrogates' Court ¹						51,606 ^I			NH	51,606 ^I
Court of Claims ¹	3,732			NH	3,732	1,245			NH	1,245
District Court and City Court ^{1,9}						113,361 ^I			NH	113,361 ^I
Town and Village Court ^{1,9}									NH	
North Carolina--District Court^{1,12}	64,651	40,410	72,698		177,759 ^I	244,655	361,492	721,048	22,622	1,349,817
North Dakota--STATE TOTAL						10,711 ^I	17,696			28,407 ^I
County Court with Increased Jurisdiction ^{1,7}						8,027 ^I	12,061			20,088 ^I
Municipal Court.....										
County Probate Court ¹						1,718 ^I				1,718 ^I
County Justice Court ^{1,7}						966	5,635			6,601 ^I
Ohio--STATE TOTAL	89,707	31,267 ^P	51,459 ^P		172,433 ^P	335,801	292,962 ^P	1,318,878 ^P		1,947,641 ^P
County Court ^{1,8}	4,290	3,335	7,261	NH	14,846	20,512	26,739	168,374	NH	215,625
Municipal Court ^{1,8}	84,954	27,932	44,198	NH	157,084	313,330	266,223	1,150,504	NH	1,730,057
Court of Claims ^{9,1}	503			NH	503	1,959			NH	1,959
Mayors' Court ¹										
Oklahoma--STATE TOTAL										
State Industrial Court ¹⁴										
Court of Bank Review ¹	8				8	5				5
Court of Tax Review ¹	0				0	1				1
Municipal or Inland Court of Record.....										
Municipal Court Not of Record.....										

Table 15, page 2

Disposed					End pending					Population	Number
Civil	Criminal	Traffic	Juvenile	Total	Civil	Criminal	Traffic	Juvenile	Total	In thousands	of Judges
12,150 ^P				12,150 ^P	17,075 ^P				17,075 ^P	5,768	128 ¹
3,909 ^I				3,909 ^I	4,512 ^I				4,512 ^I	--	67 full-time and 16 part-time
1,730 ^I			NH	1,730 ^I				NH		--	10
			NH					NH		--	2
6,511	NH	NH	NH	6,511	12,567	NH	NH	NH	12,567	--	(not available)
	NH	NH	NH			NH	NH	NH		--	27
	NH	NH	NH			NH	NH	NH		--	4 full-time and 2 part-time
379,617 ^I	273,495 ^I	1,535,795 ^I	11,433 ^I	2,200,334 ^I	179,332 ^I	102,595 ^I	353,851 ^I	29,939	665,717 ^I	9,138	332
165,648	NH	NH	NH	165,648	31,077	NH	NH	NH	31,077	--	13
175,189	232,099	1,346,639	NH	1,753,927	59,383	77,325	223,781	NH	360,489	--	188
14,159 ^I	41,396 ^I	189,150 ^I	NH	244,705 ^I	2,271 ^I	25,270 ^I	130,070 ^I	NH	157,611 ^I	--	28
24,621 ^I	NH	NH	11,433 ^I	36,054 ^I	86,601	NH	NH	29,939	116,540	--	103
122,464 ^P	64,874	529,070	14,402	730,810 ^P	4,378 ^P	21,631 ^I	6,436 ^P	NH	202,314 ^P	3,996	156
37,262	NH	NH	NH	37,262	3,622	NH	NH	NH	3,622	--	municipal court Judges serve
69,607	37,936	457,038	14,402	578,983	X	16,052 ^I	X	X	185,921	--	106
15,595	26,938	72,032	NH	114,565	756	5,579	6,436	NH	12,771	--	28
	NH	NH	NH			NH	NH	NH		--	2
										2,390	20 ^P
										--	20
NH					NH					--	(not available)
NH					NH					--	(not available)
36,673 ^I	44,590 ^P	163,357 ^I	NH	244,620 ^P		26,372 ^P	NH	NH	26,372 ^P	4,823	672
NH	NH	NH	NH	16,309	NH	26,372	NH	NH	26,372	--	2
36,673 ^I	28,281 ^I	163,357 ^I	NH	228,311 ^I						--	55 Judges serve only as magistrates
										--	91 Judges serve both as probate and magistrate Judges
										--	24 Judges serve only as probate Judges
NH					NH					--	≈ 500
										768	359
										--	93
										--	160
										--	106
27,792 ^P	43,707 ^P	174,899 ^P	2,883 ^P	249,281 ^P	33,115 ^P	19,889 ^P	13,958 ^P	1,073 ^P	68,035 ^P	1,561	65
27,792	43,707	174,899	2,883	249,281	33,115	19,889	13,958	1,073	68,035	--	43
										--	13
NH	NH	NH	NH		NH	NH	NH	NH		--	4
	NH	NH	NH		NH	NH	NH	NH		--	5
										634	69
										--	54
										--	15
26,464 ^P	29,998	132,348	5,850	194,660 ^P						850	114
25,758	28,281	129,840	5,535	189,414						--	12 full-time, 71 part-time and special Judges
										--	10
706	1,717	6,508	315	9,246						--	16 full-time and 5 special justices
366,755	299,513	2,877,746 ^P	81,675	3,625,689 ^P	55,366			13,246	68,612 ^P	7,306	463
299,048	3,263	56,587 ^P	NH	358,898 ^P	48,863			NH	48,863 ^I	--	39
67,707	NH	NH	81,675	149,382	6,503	NH	NH	13,246	19,749	--	39
NH	296,250	2,821,159 ^P	NH	3,117,409 ^P	NH			NH		--	385
										--	188
										--	71
										--	32
										--	84
										--	1
662,236 ^I	441,802 ^I	2,768,977 ^I	58,346	3,931,361 ^I	61,878 ^P	13,991 ^P		12,343	88,209 ^P	17,869	2,837
145,202	NH	NH	NH	143,202	23,839	NH	NH	NH	23,839	--	120
NH	231,500 ^I		NH	231,500 ^I	NH	13,991 ^I		NH	13,991 ^I	--	98
264,534	NH	NH	58,346	322,880	33,874	NH	NH	12,343	46,217	--	104 Judges and 35 county Judges serve
80,571	NH	NH	NH	80,571						--	35 surrogates and 36 county Judges serve
815	NH	NH	NH	815	4,162	NH	NH	NH	4,162	--	17 regular and 33 special Judges
111,922 ^I	101,587 ^I	971,764 ^I	NH	1,185,273 ^I						--	200
61,192	108,715	1,797,213	NH	1,967,120						--	2,230
232,765	347,039	696,421	23,308	1,299,533	72,358	X	X		228,729 ^I	5,521	124
9,769	14,368	100,591	NH	124,728						651	249
7,669	9,376	42,032	NH	59,077						--	15
NH	NH	41,014	NH	41,014	NH	NH	NH	NH		--	158
1,257	NH	NH	NH	1,257						--	38
843	4,992	17,545	NH	23,380						--	38
330,957	296,306 ^P	1,315,572 ^P	NH	1,942,835 ^P	93,560	27,924 ^P	54,764 ^P	NH	176,548 ^P	10,715	937
19,841	26,817	169,402	NH	216,060	4,919	3,261	6,229	NH	14,409	--	59
310,550	269,489	1,146,170	NH	1,726,209	87,742	24,663	48,535	NH	160,940	--	188
1,263	NH	NH	NH	1,263	1,199	NH	NH	NH	1,199	--	1 on temporary assignment
NH										--	690
11,027			NH	11,027 ^P	7 ^P				7 ^P	2,805	7 ^P
11,020	NH	NH	NH	11,020						--	5
6	NH	NH	NH	6	7	NH	NH	NH	7	--	3 district Judges serve
1	NH	NH	NH	1	0	NH	NH	NH	0	--	3 district Judges serve
NH										--	2
NH										--	(not available)

(Footnotes at end of table; continued on next page.)

Table 15: Reported limited jurisdiction caseload, 1977 (continued).

State and court title	Beginning pending				Filed					
	Civil	Criminal	Traffic	Juvenile	Total	Civil	Criminal	Traffic	Juvenile	Total
Oregon--STATE TOTAL	20,923	20,906	100,818		142,647	69,933	69,929	695,355	223	835,440
District Court ^{1,11}	15,065	15,523	61,400	NH	95,988	66,265	45,607	437,428	NH	549,300
Justice Court ^{1,11}	1,437	876	9,645	NH	11,958	3,491	6,087	113,569	NH	123,147
Municipal Court ^{1,11}	NH	4,507	29,773	NH	34,280	NH	18,235	144,358	NH	162,593
County Court ¹	421	NH	NH	NH	421	177	NH	NH	223	400
Pennsylvania--STATE TOTAL	9,811P	4,450P		NH	10,560P	232,199	498,206	2,661,937	NH	3,392,342
Philadelphia Municipal Court ⁸	9,811	4,450	NH	NH	14,261	72,874	51,740	NH	NH	124,614
District Justice Court ⁹	NH	NH	NH	NH	NH	159,325	420,165	1,007,724	NH	1,587,214
Philadelphia Traffic Court	NH	NH	NH	NH	NH	NH	NH	1,230,642	NH	1,230,642
Pittsburgh City Magistrates Court ⁹	NH	NH	NH	NH	NH	NH	25,968	423,571	NH	449,539
Puerto Rico--STATE TOTAL	20,831P	18,142P	18,494	NH	57,467P	43,104P	62,067P	71,075	NH	176,246P
District Court ¹⁰	20,831	18,142	18,494	NH	57,467	43,104	62,067	71,075	NH	176,246
Justices of the Peace ¹⁰	NH	NH	NH	NH	NH	NH	NH	NH	NH	NH
Municipal Court ¹⁰	NH	NH	NH	NH	NH	NH	NH	NH	NH	NH
Rhode Island--STATE TOTAL						34,022P	30,126P	828P	5,894	70,870P
District Court ⁷						28,488	30,118	(j)	NH	58,606
Family Court ⁷						5,667	8	828	5,761	12,264
Municipal Court	NH	NH	NH	NH	NH	NH	NH	NH	NH	NH
Probate Court	NH	NH	NH	NH	NH	NH	NH	NH	NH	NH
South Carolina--STATE TOTAL	29,013P				32,292P	159,188P	76,226P	399,668P		650,608P
County Court and Civil and Criminal Court ⁶	14,790		NH	NH	14,790	14,586		NH	NH	14,586
Family Court ⁶	14,223	NH	X	X	17,502	38,746	NH	X	X	54,272
Magistrate Court ⁶						106,856	76,226	399,668	NH	581,750
Probate Court		NH	NH	NH	NH	NH	NH	NH	NH	NH
Municipal Court		NH	NH	NH	NH	NH	NH	NH	NH	NH
Tennessee--STATE TOTAL										
Probate Court		NH	NH	NH	NH		NH	NH	NH	NH
County Court		NH	NH	NH	NH		NH	NH	NH	NH
Juvenile Court		NH	NH	NH	NH		NH	NH	NH	NH
General Sessions Court			NH	NH	NH				NH	NH
Justice of the Peace Court			NH	NH	NH				NH	NH
Municipal Court		NH	NH	NH	NH					
Texas--STATE TOTAL	14,360P	181,367P	45,607P	1,144	342,478P	337,227	929,756	6,029,422	1,650	7,298,055
County Court of Law, Constitutional County Court, and Probate Court ^{1,9}	14,360	181,367	45,607	1,144	342,478	141,691	187,202	82,360	1,650	412,903
Municipal Court ^{1,9}	NH	NH	NH	NH	NH	NH	420,020	4,881,324	NH	5,301,344
Justice of the Peace Court ^{1,9}	NH	NH	NH	NH	NH	195,536	322,534	1,065,738	NH	1,583,808
Utah--STATE TOTAL						27,993	35,524	524,197	22,939	610,653
Juvenile Court	NH					NH	270	12,884	22,939	36,093
City Court ⁷						26,439	26,392	431,218	NH	484,049
Justice Court ⁷						1,554	8,862	80,095	NH	90,511
Vermont--STATE TOTAL	19,779	4,183	3,679	254	27,895	15,067	17,988	43,893	1,038	77,986
District Court ⁹	17,710	4,183	3,679	254	19,826	10,636	17,988	43,893	1,038	73,555
Probate Court ⁹	8,069	NH	NH	NH	8,069	4,431	NH	NH	NH	4,431
Virginia--District Court ⁹						403,145	280,238	844,365	115,745	1,643,493
Washington--STATE TOTAL						71,755	117,374	1,835,326	NH	2,024,455
Municipal Court ⁹	NH					NH	43,379	1,275,730	NH	1,319,109
District Court and Justices of the Peace Court ⁹						71,755	73,995	559,596	NH	705,346
West Virginia--STATE TOTAL										
Municipal Court	NH	NH	NH	NH	NH	NH	NH	NH	NH	NH
Magistrate Court ¹³	NH	NH	NH	NH	NH	NH	NH	NH	NH	NH
Wisconsin--Municipal Justice Court ⁷	NH									
Wyoming--STATE TOTAL										
Justice Court	NH									
Municipal Court	NH									

Note: All available data are included in the table. Blank spaces indicate that the data are unavailable.

NH = This case type is not handled in this court.

X = The data for this case type are known to be included in the total but were not available by category.

-- = Not applicable.

¹Date are not complete:

Alaska--District Court--Pending data do not include other criminal or any traffic cases other than misdemeanor traffic cases.

Arizona--Justices of the Peace--incomplete data were reported for courts located in ten counties.

Arkansas--Court of Common Pleas--No data were reported for courts located in two counties.

Municipal Court--No data were reported for nine court locations; only six months of data were reported for six others.

City Court, Police Court, and Justice of the Peace Court--No data were reported for forty-five court locations; incomplete data were reported for two others.

Colorado--County Court--No data were available for felony advisement preliminary hearing cases in which no complaint was lodged for the court located in Denver County.

Connecticut--Court of Common Pleas--No pending or disposition data were available for small claims cases.

Georgia--State Court--No data were available for the State Court of DeKalb County.

Probate Court--No data were available for civil cases heard by this court.

Juvenile Court--No data were available for one circuit; another circuit reported filings only.

Indiana--Municipal Court of Marion County--Grand total disposed figure includes 124 cases that could not be identified by case category.

Kansas--Probate Court and Juvenile Court--No pending or filing data were available for domestic relations, mental health, other estate, extraordinary writ, or juvenile cases. No pending or disposition data were available for estate trust account cases.

Louisiana--City Court and Parish Court--No data were available for two court locations. Data for the entire year for other court locations were estimated, based on varying amounts of data.

Maine--District Court--Data for small claims, money judgment, marriage dissolution, and juvenile cases were not reported by courts located in two counties. Only seven court locations reported support/custody cases; only two court locations reported mental health cases.

Maryland--District Court--Criminal disposed data were available for adult offenses against juveniles only.

Massachusetts--District Court--The only casetype for which pending or disposition data are given is other civil. Filings are complete.

Boston Municipal Court--No data were given for traffic cases heard in this court. Disposition data were given for small claims and domestic relations cases only. Other than traffic cases, filings were complete.

Juvenile Court--No data were available for adult misdemeanor cases in the court located in Worcester.

Nichigan--Probate Court--No civil filing data were available. Disposition data do not include domestic relations or juvenile non-offense cases.

Municipal Court--No data were reported for the court located in Troy.

Common Pleas Court of Detroit--No beginning pending data were available for real property rights cases.

Minnesota--County Court--Incomplete pending and filing data do not include other family criminal cases.

Missouri--Magistrate Court--No filing or disposition data were available for twenty court locations; another fourteen reported filings only.

New Jersey--County District Court--No pending data are given for criminal and traffic cases.

Table 15, page 3

Disposed					End pending					Population	Number	
Civil	Criminal	Traffic	Juvenile	Total	Civil	Criminal	Traffic	Juvenile	Total	In thousands	of Judges	
67,901 ¹	65,560 ¹	679,012 ¹		812,473 ¹	22,918 ¹	25,275 ¹	117,161 ¹		165,354 ¹	2,390	273	
64,475	42,243	428,437	NH	535,155	20,855	18,887	70,391	NH	110,133	--	50	
3,260 ¹	5,830 ¹	109,337 ¹		118,427 ¹	1,668 ¹	1,133 ¹	13,877 ¹		16,678 ¹	--	44	
NH	17,487 ¹	141,233 ¹	NH	158,725 ¹	NH	5,255 ¹	32,893 ¹	NH	38,148 ¹	--	170	
166 ¹	NH	NH		166 ¹			NH	395 ¹		--	9	
225,747	410,265 ^P	2,659,848 ^P	NH	3,295,860 ^P	11,015 ^P	4,934 ^P		NH	15,949 ^P	11,791	589	
71,670	50,882		NH	122,552	11,015	4,934	NH	15,949		--	22	
154,077	359,383	929,515	NH	1,442,975				NH		--	555	
NH	NH	1,730,333	NH	1,730,333	NH	NH		NH		--	6	
NH			NH		NH			NH		--	6	
54,179	155,460	75,397	NH	285,036	19,902 ^P	15,635 ^P	14,172	NH	49,709 ^P	3,205	158	
44,033	64,574	75,397	NH	184,004	19,902	15,635	14,172	NH	49,709	--	98	
6,634	66,644		NH	73,278				NH		--	37	
3,512	24,242		NH	27,754				NH		--	23	
24,743 ^P	34,220 ^P			58,963 ^P						933	61 ^P	
21,245	34,220 ^J	(j)	NH	55,465				NH		--	13	
3,498 ¹				3,498 ¹						--	9	
NH			NH		NH			NH		--	39	
NH			NH					NH		--	39	
151,583 ^P		1,705 ^P	14,296	640,954 ^P	26,082 ^P				28,888 ^P	2,868	443 ^P	
20,711		NH	NH	20,711 ¹				NH	8,665 ¹	--	19	
35,592	NH	1,705	14,296	51,553	17,417			X	X	20,221	20	
95,320	X	X	NH	568,690				NH		--	322	
NH	NH	NH	NH					NH		--	(not available)	
NH			NH					NH		--	82	
										4,289	420	
	NH	NH	NH					NH	NH	NH	--	2 Judges, 1 county Judge, and 5 general sessions Judges serve
	NH	NH						NH	NH		--	81 Judges and 20 county chairmen serve
	NH	NH						NH	NH		--	6 Juvenile Judges, 7 general sessions Judges, 1 trial Justice, and 2 county Judges serve
		NH	NH					NH	NH		--	72 full-time and 44 part-time Judges serve
		NH	NH					NH	NH		--	2 Justices of the peace
NH											--	192
248,972 ¹	677,567 ¹	4,100,992 ¹	1,369 ¹	5,028,900 ¹	112,269 ^P	186,911 ^P	50,167 ^P	1,425 ¹	350,372 ^P	12,801	≈ 2,264	
83,871 ¹	182,058 ¹	77,800 ¹	1,369 ¹	345,098 ¹	112,269 ¹	186,911 ¹	50,167 ¹	1,425 ¹	350,372 ¹	--	340	
NH	280,217 ¹	3,075,255 ¹		3,358,472 ¹						--	≈ 1,000	
165,101 ¹	215,292 ¹	944,937 ¹		1,525,330 ¹						--	≈ 925	
22,380 ^P	21,602 ^P	353,148 ^P		15,862 ^P						1,276	≈ 214	
NH				15,862 ¹						--	8	
22,380	21,602	353,148	NH	397,130						--	27	
NH			NH							--	≈ 179	
19,933 ¹	18,021	44,822	1,094	83,870 ¹	15,130 ¹	4,150	2,750	198	22,228 ¹	483	11 ^P	
15,715	18,021	44,822	1,094	79,632	6,631	4,150	2,750	198	13,729	--	11	
4,218 ¹	NH	NH	NH	4,218 ¹	8,499 ¹	NH	NH	NH	8,499 ¹	--	(not available)	
360,390	261,861	602,353	94,048	1,538,652						5,112	154.5 full-time equivalent Judges	
NH			NH							3,693	210	
NH			NH							--	X	
NH			NH							--	X	
13,360 ¹	28,269 ^P	42,036 ¹	NH	83,665 ^P						1,853	202	
NH		NH	NH					NH	NH	--	54	
13,360 ¹	28,269 ¹	42,036 ¹	NH	83,665 ¹						--	148 magistrates	
NH	33,804 ¹	238,300 ¹	NH	272,104 ¹						4,658	190 Justices	
NH			NH							407	34 ^P	
NH			NH							--	34	
NH			NH							--	(not available)	

New York--Criminal Court of the City of New York--Pending and filed data do not include criminal ordinance violation or traffic cases.
 Surrogate's Court--No filing data were available for domestic relations, estate administration proceedings, or guardianship/conservatorship/trusteeship or other estate cases.
 District Court and City Court--No civil data were reported by three court locations; ten others reported incomplete civil data. Criminal and traffic data were not available for three court locations; eight others reported incomplete criminal data. No filing data were reported for criminal and traffic cases.
 North Carolina--Pending data do not include juvenile cases.
 North Dakota--County Court with Increased Jurisdiction--No filing data were given for mental health or traffic cases.
 County Probate Court--Filing data do not include mental health cases.
 County Justice Court--No filing data were given for traffic cases.
 Oregon--County Court--Pending and disposed data do not include adoption, mental health, or juvenile cases.
 Justice Court--Data were available for only 26 of the 44 court locations.
 Municipal Court--Data were available for only 94 of the 170 court locations.
 Rhode Island--Family Court--The only case type for which disposition data were given was absolute divorce and bed and board (marriage dissolution).
 South Carolina--County Court and Civil and Criminal Court--No criminal data were reported for this court. Criminal cases handled by this court are reported as a part of the workload of the Circuit Court.
 Texas--All Courts--Data reported in this table is based on a less than complete number of monthly reports for all courts. The response rates for the various courts were: County Court at Law, Constitutional County Court, and Probate Court--ninety-seven percent; Municipal Court--eighty-four percent; Justice of the Peace Court--seventy-seven percent.
 Utah--Justice Court--The only data that were available for this court were provided for the six-month period from January 1, 1977 to June 30, 1977 by 149 of the 179 Justices of the peace in 769 individual monthly reports.
 Juvenile Court--Disposition data include only criminal-type offense cases.
 Vermont--Probate Court--Pending and disposed data for probate/wills/interest and guardianship/conservatorship/trusteeship cases do not include cases commenced before January 1, 1970.
 Washington--Municipal Court--No data were available for courts located in eleven towns.
 West Virginia--Magistrate Court--No data were received for courts located in three counties; incomplete data were received for courts located in thirteen others.
 Wisconsin--No data were available for fifteen court locations.

Explanation of data included in the category:
 Indiana--Municipal Court of Merion County--Grand total disposed figure includes 124 cases that could not be identified by case category.
 Maryland--District Court-- Juvenile pending data also include criminal adult offenses against juveniles. The District Court hears juvenile cases in Montgomery County, only. Elsewhere in the state they are heard in the general jurisdiction courts.
 Michigan--Common Pleas Court of Detroit-- Civil filing data include pending data for real property rights cases, in addition to the number of law and small claims cases filed.
 Rhode Island--District Court--Most traffic cases are handled by the Administrative Adjudication Division of the court. The remainder are included with the criminal data.

Table 15: Reported limited jurisdiction caseload, 1977 (continued).

⁶Additional information:

¹Incomplete data were reported for all the Kentucky courts of limited jurisdiction. Missing data were estimated based on the data that were reported, and are included in the totals reported here.

²Data were not available for all courts in the state.

³Data include traffic cases other than parking.

⁵Data include traffic cases (DNI/DUI, parking, other traffic violations).

¹A civil case is counted with the filing of a petition or complaint.

²A civil case is counted when it is placed on the calendar (has reached issue).

³A civil case is counted at the note of issue.

⁴A case for this court is a new claim or an ancillary proceeding to an existing case.

⁵A civil case is not counted in the same way throughout the state.

⁶The criminal case unit of count is the number of informations or indictments.

⁷The criminal case unit of count is the number of informations, indictments, or complaints.

⁸The criminal case unit of count is the number of defendants on the information or indictment.

⁹The criminal case unit of count is the number of defendants on the information, indictment, or complaint.

¹⁰The criminal case unit of count is the number of charges.

¹¹The criminal case unit of count is the number assigned to the information, indictment, or complaint at arraignment.

¹²The criminal case unit of count is not consistent statewide.

¹³The criminal case unit of count is the number of warrants issued.

Table 16: General jurisdiction, limited jurisdiction, and all trial courts total caseload, 1977. State population. Disposed and end pending as a percent of filed. Number and percent change in pending

State	State population in thousands	General jurisdiction courts										Limited	
		Beginning pending	Filed	Disposed	End pending	As percent of filed		Change in pending		Beginning pending	Filed		
						Disposed	End pending	Number	Percent				
Alabama	3,783	59,584	99,526	97,083	62,027	98	62	2,443	4	0P	386,377P		
Alaska	396	11,892 ¹	13,940	12,785	12,515 ¹	92		663 ¹	6 ¹	14,603 ¹ P	115,524		
Arizona	2,427	69,339 ¹	94,270 ¹	86,853 ¹	74,994 ¹	92 ¹	80 ¹	5,655 ¹	8 ¹		222,847 ¹ P		
Arkansas	2,207	62,646 ¹	77,360	68,184 ¹	65,603 ¹			2,957 ¹	5 ¹		538,056 ¹		
California	22,350		713,880	588,045		82		(125,835)			15,795,794 ¹		
Colorado	2,696	87,512 ¹	124,006 ¹	119,362 ¹	92,136 ¹	96 ¹	74 ¹	4,624 ¹	5 ¹	59,349 ¹ P	248,860 ¹ P		
Connecticut	3,089	36,145	31,413	29,579	37,979	94	121	1,834	5	80,965 ¹ P	553,677		
Delaware	595	12,139	10,525	10,149	12,515	96	119	376	3	19,805 ¹ P	166,270 ¹ P		
District of Columbia	682	29,207 ¹	317,799	315,533 ¹	28,990 ¹			217 ¹	<1 ¹		--		
Florida	8,889		418,877	392,328		94		(26,549)			2,415,581		
Georgia	5,212	115,683 ¹	161,471	143,970 ¹	133,184 ¹			17,501 ¹	15 ¹	95,619 ¹ P	479,260 ¹ P		
Guam	111	8,977	21,863	19,932	10,958	91	50	1,981	22				
Hawaii	916	26,862 ¹	31,025 ¹	27,684 ¹	30,203 ¹	89	97	3,341	12	56,509 ¹ P	666,485 ¹		
Idaho	883	57,009	275,991	272,981	40,019	99	14	3,010	8		--		
Illinois	11,406	464,374 ¹	3,524,456	3,369,022	504,837 ¹	96		40,463 ¹	9 ¹		--		
Indiana	5,405	249,969	350,282	344,347	255,448	98	73	5,479	2	99,391 ¹ P	401,710 ¹ P		
Iowa	2,914	123,271 ¹	597,231	589,309 ¹	128,837 ¹			5,566 ¹	5 ¹		--		
Kansas	2,318	22,295	185,710	166,369	41,396	90	22	1,914	86	37,900 ¹ P	179,776 ¹ P		
Kentucky	3,579		79,671								729,563		
Louisiana	4,016		369,379								596,030		
Maine	1,105	9,651	15,587	11,534	13,707	74	88	4,056	42		186,823 ¹ P		
Maryland	4,195	138,727 ¹ J	133,344	125,405	146,676 ¹ J	94		7,949 ¹	6 ¹	3,067 ¹ P	1,158,439 ¹ P		
Massachusetts	5,744	137,733	66,649	75,816	128,943	114	193	-8,790	-6	15,814 ¹ P	3,775,262 ¹ P		
Michigan	9,157	138,210 ¹ S	1,121,211 ¹ S	187,449 ¹ S	137,675 ¹ S			535 ¹	<1 ¹	505,559 ¹ P	2,237,943 ¹		
Minnesota	3,980	10,709 ¹	28,555 ¹	28,635 ¹	10,940 ¹	99 ¹	36 ¹	231 ¹	2 ¹	153,117 ¹ P	780,058 ¹ P		
Mississippi	2,460		59,963 ¹								427,273 ¹ P		
Missouri	4,845	78,884	106,595	105,982	79,898	95	75	1,014	1	22,176 ¹ P	275,161 ¹ P		
Montana	771												
Nebraska	1,554	7,489	25,201	21,861	10,829	87	43	3,340	45	61,692 ¹ P	378,114		
Nevada	678		10,045 ¹										
New Hampshire	872	24,802	24,737	24,414	25,125	99	98	323	1		15,262 ¹ P		
New Jersey	7,342	86,442	97,409	90,535	93,316	93	96	6,874	8	62,269 ¹ P	4,284,485 ¹		
New Mexico	1,225	21,265 ¹	43,873 ¹	37,437 ¹	27,701 ¹	85 ¹	63 ¹	6,436 ¹	30 ¹		121,087 ¹ P		
New York	17,852	77,244 ¹	147,426 ¹	149,047 ¹	78,175 ¹	101 ¹		931 ¹	1 ¹	101,038 ¹ P	1,356,512 ¹ P		
North Carolina	5,668	97,050	120,563	115,544	99,859	96	83	2,809	3	177,759 ¹ P	1,349,817		
North Dakota	649	4,173	11,065	9,847	5,391	89	49	1,218	29		28,407 ¹ P		
Ohio	10,771	175,490 ¹	483,220	477,290	179,795 ¹	99		4,309 ¹	2 ¹	172,433 ¹ P	1,947,641 ¹ P		
Oklahoma	2,866	229,971 ¹	426,772	384,516	272,121 ¹	90		42,150 ¹	18 ¹	8P	6P		
Oregon	2,439	47,078 ¹	81,868	63,732 ¹	47,383 ¹			305 ¹	<1 ¹	142,647 ¹	835,440 ¹		
Pennsylvania	11,882	93,216	288,878	281,511	96,617	97	33	3,401	4	10,568 ¹ P	3,392,342		
Puerto Rico	3,321	66,206	114,874	116,984	64,096	102	56	-2,110	-3	57,467 ¹ P	176,246 ¹ P		
Rhode Island	955		5,494								70,870 ¹ P		
South Carolina	2,989	24,431	60,088	58,575	25,944	97	43	1,513	6	32,292 ¹ P	650,606 ¹ P		
South Dakota	689		3,519 ¹								--		
Tennessee	4,402	45,291 ¹	118,220	109,325	45,668 ¹	92		(-8,895)					
Texas	13,192	367,536 ¹	378,314 ¹	356,530 ¹	389,320 ¹	94 ¹	103 ¹	21,784 ¹	6 ¹	342,478 ¹ P	7,298,055 ¹		
Utah	1,516	19,236	30,362	25,842	23,462	85	77	4,226	22		610,653 ¹		
Vermont	492	7,105	6,672	6,688	7,089	100	106	-16	<-1	27,895 ¹	77,986		
Virginia	5,206	99,441	117,351	111,686	105,106	95	90	5,665	6	1,643,493			
Washington	3,772		127,565		99,805 ¹						2,024,455 ¹		
West Virginia	1,906	48,296	52,030	48,955	51,371	94	99	3,075	6				
Wisconsin	4,613			733,209									
Wyoming	412	4,202 ¹	11,157	10,108 ¹	4,412 ¹				5 ¹				

Note: All available data are entered in the table and all appropriate calculations are included. Blank spaces indicate that either the data are not available or the calculations were not appropriate.

-- = Not applicable.

¹Data are not complete:

Alaska--General Jurisdiction court--The only criminal pending data that were available were for felony cases. No juvenile pending data were available. Limited Jurisdiction court--Pending data do not include other criminal or any traffic cases other than misdemeanor traffic cases heard in the District Court.

Arizona--Adoption pending data were not available for one court location. Mental health pending and disposition data were not available for one court location. No juvenile dependency data were available for one court location, or juvenile traffic data for two court locations. Limited Jurisdiction court--Incomplete data were reported for Justice of the Peace Courts located in ten counties.

Arkansas--General Jurisdiction court--General Jurisdiction courts--No pending or disposition data were available for adoption, guardianship/conservatorship/trusteeship, other estate, or mental health cases in the Chancery and Probate Court.

Limited Jurisdiction courts--No data were reported for the Court of Common Pleas located in two counties. No data were reported for nine locations of the Municipal Court; only six months of data were reported for six others. No data were reported for forty-five locations of the City Court, Police Court, and Justice of the Peace Court; incomplete data were reported for two others.

Colorado--General Jurisdiction courts--All data given for the Denver Probate Court are incomplete, representing only a nine-month reporting period, due to a data processing failure.

Limited Jurisdiction court--No data were available for felony adversary preliminary hearing cases in which no complaint was lodged for the County Court of Denver County.

Connecticut--Limited Jurisdiction court--No pending or disposition data were available for small claims cases heard in the Court of Common Pleas. District of Columbia--General Jurisdiction court--Pending and disposed data do not include estate cases.

Georgia--General Jurisdiction court--Pending and disposed data do not include cases filed before July 1, 1970.

Limited Jurisdiction--No data were available for the State Court of DeKalb County. No data were available for civil cases heard by the Probate Court. No data were available for one circuit of the Juvenile Court; another circuit reported filings only.

Table 16, page 2

Jurisdiction courts				All trial courts									
Disposed	End pending	As percent of filled		Change in pending		Beginning pending	Filled	Disposed	End pending	As percent of filled		Change in pending	
		Disposed	End pending	Number	Percent					Disposed	End pending	Number	Percent
296,746P	87,631P	7P	7P	87,631P	(K)	59,584P	485,905P	395,829P	149,658P	81P	31P	90,074P	151P
110,601	14,834P	96P	96P	231P	2P	26,453P	129,464	123,386	27,349P	95P	95P	6,078P	8P
227,264P	102P			(-4,417P)		69,339P	317,117P	314,117P	74,994P	99P	99P	5,655P	8P
13,903,764*						62,646P	615,419P	68,184P	65,603P			2,957P	5P
238,978P	69,227P	96P	96P	9,882P	17P	146,857P	372,866P	14,491,809P	358,360P	88P	88P	14,506P	10P
415,807P	73,510P			-7,455P	-6P	117,110P	585,090	445,386P	111,489P			-5,621P	-5P
155,866P	14,900P					31,948P	176,199P	166,019P	27,419P				
						29,207P	317,799P	315,533P	28,990P			217P	<1P
2,214,943		92	92	(200,638)		2,834,458		2,607,271		92	92	(227,187)	17P
460,215P	114,158P	96P	24P	18,339P	19P	211,302P	640,731P	604,185P	247,342P	91P	50P	36,040P	22P
						8,977P	21,863P	19,932P	10,958P			1,981P	
657,083P	65,911P	99	10	9,402	17	83,371P	697,510P	684,767P	96,114P	98	14	12,743	15
						37,009	275,991	272,981	40,019	99	14	3,010	8
						464,324P	3,524,456	3,359,022	504,837P	96	40	40,463P	9P
355,344P	145,878P	88P	36P	46,487P	47P	349,360P	751,992P	699,691P	401,326P	93P	53P	51,966P	15P
						123,271P	897,231	589,309P	128,837P			5,566P	5P
219,066P	30,441P			7,459P	20P	60,155P	365,488P	385,637P	71,837P			11,682P	19P
							809,234						
							965,409						
3,339P	2,642P			-425P	-14P	9,65P	202,410P	11,534P	13,707P			4,05P	42P
12,150P	17,075P			1,261P	8P	141,794P	1,291,783P	128,744P	149,318P			7,524P	5P
2,200,334P	665,717P					153,547P	3,841,911P	87,966P	146,016P			7,529P	5P
						643,769P	53,359,154P	2,387,783P	803,392P				
730,810P	202,314P	94P	26P	49,197P	32P	163,826P	808,913P	759,445P	213,254P	94P	26P	49,428P	30P
244,620P	26,372P	89P		4,196P	19P	101,060P	382,157P	350,602P	106,270P	92P		5,210P	5P
249,281P	68,055P			6,343P	10P	69,181P	403,315	271,142P	78,864P			9,683P	14P
							10,045P						
194,660P						24,803P	39,999P	219,074P	25,129P			323P	1P
3,625,689P	68,612P	85P		6,344P	10P	148,710P	4,381,898P	3,716,224P	161,928P	71P		(1,545,670)	
						21,265P	164,960P	37,437P	27,701P			6,436P	30P
3,931,361P	88,209P			-12,829P	-13P	178,282P	1,503,938P	4,080,408P	166,384P			-11,898P	-7P
1,299,533	228,729P	96		50,970P	29P	274,809P	1,470,380	1,415,077	328,588P	96		(5,303)	
124,728						4,173P	39,472P	134,575	5,391P				
1,942,835P	176,546P	100P	9P	4,115P	2P	347,923P	2,430,861P	2,420,129P	356,347P	100P		(10,736P)	18P
11,021P	7P					229,979P	426,788P	395,543P	272,128P			42,149P	18P
812,473P	165,354P			22,707P	16P	189,725P	917,308P	876,205P	212,737P			23,012P	12P
3,295,860P	15,949P			5,381P	5P	103,784P	3,681,220	3,577,371P	112,566P			8,783P	8P
285,036	49,709P	28P		-7,758P	-13P	123,673P	291,120P	402,020	113,805P	39P		9,866P	8P
58,963P						20,364P		98,963P					
640,954P	28,886P	99P		-3,406P	-11P	56,723P	710,696P	699,529P	54,830P	98P		(11,167P)	
							3,519P	111,936P					
5,028,900P	350,372P	69P		(2,269,155P)		45,291P	118,220P	109,329P	45,668P	92P		(-8,899P)	
412,992P						710,014P	7,676,369P	5,385,430P	739,692P	70P		(2,290,939P)	
83,870P	22,228P			-5,667P	-20P	19,239P	641,019P	438,834P	23,462P			4,226P	22P
						35,000P	84,658	90,558P	29,317P			-5,683P	-16P
1,538,652		94		(104,841)		99,441P	1,760,844	1,650,338	105,106P	94		(110,506)	
							2,152,420P	99,803P					
83,665P						48,296P	52,030P	132,620P	51,371P			3,075P	6P
272,104P						4,202P	11,157P	1,005,313P				210P	5P
								10,108P	4,412P				

Illinois--General Jurisdiction court--No pending data were available for **probate/will/intestate**, criminal conservation violations, or **traffic** cases.
 Iowa--General Jurisdiction court--No pending data were available for **domestic relations**, **estate**, or **juvenile** cases. No disposition data were available for **guardianship/conservatorship** cases.
 Kansas--Limited Jurisdiction courts--No pending or filing data were available for **domestic relations**, **mental health**, **other estates**, **extraordinary writ**, or **juvenile** cases in the Probate Court and Juvenile Court. No pending or disposition data were available for **estate trust account** cases in these courts either.
 Louisiana--Limited Jurisdiction courts--No data were available for two locations of the City Court and Parish Court. Data for the entire year for other locations of these courts were estimated, based on varying amounts of data.
 Maine--Limited Jurisdiction courts--Data for **small claims**, **money judgment**, and **marriage dissolution** cases were not reported by the District Court located in two counties, only seven court locations reported **support/custody** cases; only two court locations reported **mental health** cases.
 Maryland--General Jurisdiction--Pending data do not include **criminal sentence review** only cases.
 Limited Jurisdiction court--Pending and disposed data for the District Court include **criminal adult** offenses against juveniles and **juvenile** data, casetypes included in the Jurisdiction of the District Court in Montgomery County. Elsewhere these cases are heard in the general Jurisdiction court.
 Massachusetts--Limited Jurisdiction courts--The only casetype in the District Court for which pending or disposition data are given was **other civil**; filings are complete. No data were given for **traffic** cases heard in the Boston Municipal Court. Disposition data for this court were given for **small claims** and **domestic relations** cases only; other than **traffic** cases, filings were complete. No data were available for adult misdemeanor cases in the Juvenile Court located in Worcester.
 Michigan--General Jurisdiction court--Pending data for the Recorder's Court of Detroit do not include **criminal misdemeanors** or **ordinance violations**, or **traffic accident** or **moving** cases.
 Limited Jurisdiction court--No **civil** filing data were available for the Probate Court. Disposition data from this court do not include **domestic relations** or **juvenile non-offense** cases. No data were reported for the Municipal Court located in Troy. No beginning pending data were available for **real property rights** cases heard in the Common Pleas Court of Detroit.
 Minnesota--General Jurisdiction court--No **juvenile** data are included.
 Limited Jurisdiction courts--**Criminal** pending and filing data for the County Court do not include other family **criminal** cases.
 Mississippi--General Jurisdiction courts--No **juvenile** data were available for the Chancery Court.

(Continued on next page)

Table 16: General jurisdiction, limited jurisdiction, and all trial courts total caseload, 1977 (continued).

Missouri--Limited Jurisdiction courts--No filing or disposition data were available for twenty locations of the Magistrate Court; another fourteen reported filings only.

Nevada--General Jurisdiction court--Data were available for only one court location--the Second District (Washoe County). Approximately twenty-five percent of the total state population lives there.

New Jersey--Limited Jurisdiction courts--No pending data are given for criminal and traffic cases heard in the County District Court.

New Mexico--General Jurisdiction courts--No data were available for juvenile cases handled by this court.

New York--General Jurisdiction courts--No data were available for the Supreme Court and County Court located in Seneca County. No pending data were available for criminal "Indictments--outside New York City" in either of these courts, either.

Limited Jurisdiction courts--Pending and filed data do not include criminal ordinance violation or traffic cases for the Criminal Court of the City of New York. No filing data were available for domestic relations, estate administration proceedings, or guardianship/conservatorship/trusteeship or other estate cases heard in the Surrogate's Court. No civil data were reported by three locations of the District Court and City Court; ten others reported incomplete civil data. No criminal and traffic data were available for three locations of the District Court and City Court; eight others reported incomplete criminal data. Of the District Court and City Court locations reporting, data were limited to the number disposed for criminal and traffic cases.

North Carolina--Limited Jurisdiction courts--Pending data do not include juvenile cases.

North Dakota--Limited Jurisdiction courts--No filing data were given for mental health or traffic cases heard in the County Court with increased jurisdiction. Filing data for the County Probate Court do not include mental health cases. No filing data were given for traffic cases heard in the County Justice Court.

Ohio--General Jurisdiction court--Pending data do not include adoption, birth records, estate minor's settlement, mental health, or name change cases.

Oklahoma--General Jurisdiction court--No pending data were available for criminal postconviction remedy cases.

Oregon--General Jurisdiction court--No pending or disposition data were available for marriage dissolution, mental health, or juvenile cases heard in the Circuit Court.

Limited Jurisdiction court--Pending and disposed data for the County Court do not include adoption, mental health, or juvenile cases. Data were available for only 26 of the 44 locations of the Justice Court. Data were available for only 94 of the 170 locations of the Municipal Court.

Rhode Island--Limited Jurisdiction court--The only casetype for which disposition data were given for the Family Court was absolute divorce and bed and board (marriage dissolution).

South Carolina--Limited Jurisdiction courts--No criminal data were reported for the County Court and Civil and Criminal Court. Criminal cases handled by this court are reported as a part of the workload of the Circuit Court, found in the general Jurisdiction court section of this table.

South Dakota--General Jurisdiction court--No data are available for cases heard by the lawyer magistrates or lay magistrate/clerks who serve this court.

Tennessee--General Jurisdiction courts--No pending data are included for courts located in the ten counties that are serving as pilot sites for the new computerized statistical reporting system.

Texas--All courts--Data reported in this table is based on a less than complete number of monthly reports received for all courts. The response rates for the various courts were: General Jurisdiction courts--District Court, Criminal District Court, Domestic Relations Court and Juvenile Court--ninety-eight percent; Limited Jurisdiction courts--County Court at Law, Constitutional County Court, and Probate Court--ninety-seven percent; Municipal Court--eighty-four percent; Justice of the Peace Court--seventy-seven percent.

Utah--Limited Jurisdiction courts--The only data that were available for the Justice Court covered the six-month period from January 1, 1977 to June 30, 1977 from 149 of the 179 Justices of the peace in 769 individual monthly reports. Disposition data for the Juvenile Court include only criminal-type offense cases.

Vermont--Limited Jurisdiction courts--Pending and disposed data for probate/wills/intestate and guardianship/conservatorship/trusteeship cases in the Probate Court do not include cases commenced before January 1, 1970.

Washington--General Jurisdiction court--No disposition data were available for mental health or juvenile cases.

Limited Jurisdiction court--No data were available for the Municipal Court located in eleven towns.

West Virginia--Limited Jurisdiction court--No data were received for the Magistrate Court located in three counties; incomplete data were received for courts located in thirteen others.

Wisconsin--Limited Jurisdiction court--No data were available for fifteen court locations.

Wyoming--General Jurisdiction court--Pending and disposed data do not include any juvenile cases, or any other cases filed before 1970.

^kAdditional Information:

Alabama--The only data from limited jurisdiction courts that were available were for the District Court. It began operation at the start of the court year.

^lData were not available for all courts in the state.

^mTraffic data do not include any parking cases.

ⁿTraffic data do include parking cases.

Table 17: General jurisdiction, limited jurisdiction, and all trial courts civil caseflow, 1977.
State population. Disposed and end pending as a percent of filed. Number and percent change in pending

State	State population in thousands	General Jurisdiction courts										Limited	
		Beginning pending	Filed	Disposed	End pending	As percent of filed		Change in pending		Beginning pending	Filed		
						Disposed	End Pending	Number	Percent				
Alabama	3,783	49,016	64,619	64,269	49,366	99	76	350	<1	0 ^{NP}	100,622 ^P		
Alaska	396	11,419	11,375	10,672	12,116	94	107	697	6	7,984 ^P	10,263		
Arizona	2,427	62,611 ¹	66,635	63,955 ¹	66,669 ¹			4,058 ¹	6 ¹		34,422 ¹		
Arkansas	2,207	53,727 ¹	63,986	54,447 ¹	56,647 ¹			2,920 ¹	5 ¹		20,681 ¹		
California	22,390		548,933	436,716		80		(112,217)			771,366		
Colorado	2,696		92,238 ¹							10,180	57,921		
Connecticut	3,089	32,252	26,891	25,040	34,103	93	127	1,851	6	35,373 ^P	190,598		
Delaware	595	10,782	6,428	6,289	10,921	98	170	139	1	12,094 ^P	18,892 ^P		
District of Columbia	682	16,032 ¹	161,944	158,830 ¹	16,664 ¹					--	--		
Florida	8,889		250,080	246,394		99		(3,686)			222,815		
Georgia	5,425	90,773 ¹	104,344	90,681 ¹	104,436 ¹	87 ¹	100 ¹	13,663 ¹	15	38,114 ^P	114,939 ^P		
Guam	111	5,147	4,771	3,055	6,913	64	145	1,766	34	--	--		
Hawaii	916	21,368	20,850	18,091	24,127	87	116	2,759	13	6,173	11,014		
Idaho	883	25,324	45,537	43,822	25,039	96	95	1,715	7	--	--		
Illinois	11,406	397,255 ¹	635,666	590,682	438,243 ¹	93		(44,964)		--	--		
Indiana	5,425	205,249	189,607	186,340	208,516	98	110	3,267	2	31,913 ^P	87,539 ^P		
Iowa	2,914	47,866 ¹	129,770	121,295 ¹	53,245 ¹			5,383 ¹	11 ¹	--	--		
Kansas	2,318	19,583	58,005	50,502	27,086	87	47	7,503	38	25,902 ¹	33,239 ¹		
Kentucky	3,575		65,998								64,929		
Louisiana	4,016		133,369								62,351 ^P		
Maine	1,105	7,403	7,568	5,254	9,720	69	128	2,317	31	39,560 ^P	39,560 ^P		
Maryland	4,195	121,714	66,026	59,689	128,051	90	194	6,337	5	371,336 ^P	371,336 ^P		
Massachusetts	5,744	91,319	31,395	34,966	85,588	111	273	-5,731	-6	15,814 ^P	380,072		
Michigan	9,157	115,837	131,148	129,059	117,926	98	90	2,089	2	76,439 ^P	371,288 ^P		
Minnesota	3,980	8,666	18,843	18,814	8,700	100	46	34	<1	3,841 ^P	43,394 ^P		
Mississippi	2,460		52,521								110,572 ^P		
Missouri	4,845	59,935	72,132	71,571	60,496	99	84	561	<1		45,766 ^P		
Montana	771												
Nebraska	1,954	6,202	18,640	16,369	8,473	88	45	2,271	37	30,944 ^P	47,919		
Nevada	678		8,062 ¹										
New Hampshire	872	19,673	17,745	17,778	19,640	100	111	33	<1		15,262 ^P		
New Jersey	7,342	56,817	68,371	62,325	62,863	91	92	6,046	11	49,590	372,551		
New Mexico	1,225	18,936	39,217	33,259	24,694	85	63	5,958	31		14,964 ^P		
New York	17,852	67,524	116,031	113,792	69,266	98	60	1,742	3	67,835 ^P	568,108 ^P		
North Carolina	5,668	78,619	69,299	65,557	81,411	95	117	2,792	4	64,651	244,655		
North Dakota	649	3,752 ¹	9,006	7,899	4,779 ¹	88		(1,107)			10,711 ¹		
Ohio	10,771	150,978 ¹	249,589	245,262	153,684 ¹	98		(4,327)		89,707	335,801		
Oklahoma	2,666	149,008	172,406	143,420	177,994	83	103	28,986	19	8 ^P	6 ^P		
Oregon	2,439	42,359 ¹	53,264	49,613 ¹	42,609 ¹			250 ¹	<1 ¹	20,923 ¹	69,933 ¹		
Pennsylvania	11,882	63,293	180,206	179,433	64,066	100	36	773	1	9,811 ^P	232,199		
Puerto Rico	3,321	43,823	85,719	86,375	43,167	101	50	-656	-2	20,831 ^P	43,104 ^P		
Rhode Island	955		6,341								34,022 ^P		
South Carolina	2,989	15,813	29,259	28,905	16,167	99	55	354	2	24,013 ^P	159,188 ^P		
South Dakota	689			15,412 ¹						--	--		
Tennessee	4,402	35,650 ¹	86,347	79,203 ¹	36,042 ¹			392 ¹	1 ¹				
Texas	13,192	292,833 ¹	285,335 ¹	262,612 ¹	315,556 ¹	92 ¹	111 ¹	22,723 ¹	8 ¹	114,360 ^P	337,227 ¹		
Utah	1,316	18,342	27,010	22,843	22,212	85	82	3,870	21		27,993 ¹		
Vermont	492	7,087	6,601	6,623	7,056	100	107	-31	<-1	19,779 ¹	15,067		
Virginia	5,206	86,296	67,685	63,743	90,238	94	133	3,942	5		403,143		
Washington	3,772		99,000	85,141 ¹							71,755		
West Virginia	1,906	34,435	34,837	32,921	36,351	51	104	1,916	6				
Wisconsin	4,613			257,510						NH	NH		
Wyoming	412	3,515 ¹	9,044	8,756 ¹	3,803 ¹			288 ¹	8 ¹				

Note: All available data are entered in the table and all appropriate calculations are included. Blank spaces indicate that either the data are not available or the calculations were not appropriate.

NH = This case type is not handled in this court.
 -- = Not applicable.

¹Data are not complete:

- Arizona-General Jurisdiction courts-Pending data do not include adoption or mental health cases for Maricopa County. No disposition data for mental health cases from Maricopa County are included, either.
- Limited Jurisdiction courts-Incomplete data were reported for Justices of the Peace located in ten counties.
- Arkansas-General Jurisdiction courts-Pending and disposed data do not include adoption, guardianship/conservatorship/trusteeship, other estate, or mental health cases from the Chancery and Probate Court.
- Limited Jurisdiction courts-No data were reported for the Court of Common Pleas located in two counties, for nine locations of the Municipal Court, or for forty-five locations of the City Court, Police Court, and Justice of the Peace Court; incomplete data were reported by six Municipal Court locations and two locations of the City Court, Police Court, and Justice of the Peace Court.
- Colorado-General Jurisdiction courts-As the result of a data processing failure, estate postjudgment data from the Denver Probate Court were available for a nine-month period only.
- Connecticut-Limited Jurisdiction courts-No pending or disposed data were available for small claims cases in the Court of Common Pleas.
- District of Columbia-Pending and disposed data do not include estate cases.
- Georgia-General Jurisdiction courts-Pending and disposed data are included for only those cases filed after July 1, 1970.
- Limited Jurisdiction courts-No data were available for the State Court of DeKalb County.
- Illinois-No pending data were available for probate/wills/intestate cases.
- Iowa-No pending data were available for domestic relations or estate cases. No disposition data were available for guardianship/conservatorship/trusteeship cases. Filings are complete.
- Kansas-Limited Jurisdiction courts-No pending or filing data were available for domestic relations, mental health, other estate, or extraordinary writ cases. No pending or disposed data were available for estate trust account cases.
- Louisiana-Limited Jurisdiction courts-No data were available for two locations of the City Court and Parish Court. Estimates of the volume for the complete one-year period for the other two court locations were calculated using varying amounts of data.
- Maine-Limited Jurisdiction courts-Data for small claims, money judgment, and marriage dissolution cases were reported by the District Court in two counties only. Only two court locations reported mental health cases.
- Massachusetts-Limited Jurisdiction courts-The only disposition data reported by the District Court were for other civil cases. Filings are complete.
- Michigan-Limited Jurisdiction courts-Disposition data from the Probate Court do not include domestic relations cases. No data were reported by the Municipal Court in Troy. No beginning pending data were available for real property rights cases in the Common Pleas Court of Detroit.

Table 17, page 2

Jurisdiction courts				All trial courts									
Disposed	End pending	As percent of filed		Change in pending		Beginning pending	Filed	Disposed	End pending	As percent of filed		Change in pending	
		Disposed	End pending	Number	Percent					Disposed	End pending	Number	Percent
69,042P	31,780P	68P	32P	31,780P	68P	49,016P	165,441P	133,311P	81,140P	81P	49P	32,130P	68P
8,637	9,645P	84		1,661P	21P	19,403P	21,638	19,309	21,761P	89		2,358P	12P
36,683I		107I		(-2,261)I		62,611P	103,057I	100,638I	66,669P			4,058P	6I
						53,727P	84,267I	54,447P	56,647P			2,920P	5I
581,698		75		(189,690)		1,320,321	1,018,414	1,018,414		77		(301,907)	
55,120	12,981	95	22	2,801	28	10,180P	150,159P	55,120P	12,981P			2,801P	28P
45,019P	35,717P			344P	<1P	67,625P	217,489	70,059P	69,820P			2,195P	3P
18,858P	12,451P		60P	35P	3P	22,876P	25,320P	25,147P	23,372P		92P	49P	2P
--	--	--	--	--	--	16,032I	161,944	158,830I	16,664I			632I	4I
213,371		96		(9,444)		472,895	459,765	459,765		97		(13,130)	
107,378P	45,675P			7,361P	20P	128,887P	219,283P	198,059P	150,111P			21,224P	16P
--	--	--	--	--	--	5,147	4,771	3,055	6,913	64	145	1,766	34
10,330	6,857	94	62	684	11	27,541	31,864	28,421	30,984	89	97	3,443	12
--	--	--	--	--	--	23,324	45,537	43,822	25,039	96	95	1,715	7
--	--	--	--	--	--	397,256I	635,666	590,682	438,243I	93		(44,984)	
76,646P	42,803P	88P	49P	10,890P	34P	237,162P	277,146P	262,986P	251,319P	95P	91P	14,157P	6P
--	--	--	--	--	--	47,866I	129,770	121,295I	53,249I			5,385I	11I
43,617I	25,285I			617I	2I	45,485I	91,244I	94,119I	52,371I			6,886I	15I
							130,927						
							195,720P						
							7,403P	5,254P	9,720P			2,317P	31P
							121,714P	59,689P	128,051P			6,337P	5P
12,150P	17,075P			1,261P	8P	107,133P	411,467	47,116P	102,663P			-4,470P	-4P
379,617I	179,332I					192,276P	902,436P	508,676I	297,258I				
122,464P	4,378P		10P	53P	14P	12,507P	62,237P	141,278P	13,079P		21P	571P	9P
							163,093P						
36,673P		80P		(9,093)P		59,939P	117,898P	108,244P	60,496		92P	(9,654)P	
27,792P	33,119P			2,171P	7P	37,146P	66,559	44,161P	41,588P			4,442P	12P
							8,062P						
26,464P						19,673P	33,007P	44,242P	19,640P			33P	<1P
366,755	55,366	98	15	5,776	12	106,407	440,902	429,080	118,229		97	11,822	11
						18,936P	54,181P	33,259P	24,894P			5,958P	31P
662,236I	61,875P			-5,960P	-9P	135,359P	684,139P	776,028I	131,141P			4,218P	3P
232,765	72,358	95	30	7,707	12	143,270	313,954	298,322	153,769		95	10,499	7
9,769						3,752P	19,717I	17,668	4,779P			1,027P	27P
330,957	95,860	99	28	4,153	5	240,685I	585,390	576,219	247,544I		98	(9,171)	
11,027						149,016P	172,412P	154,447	178,001P		103P	28,965P	19P
67,901I	22,918I			1,995I	10I	63,282I	123,197I	117,514I	85,527I			2,245I	4I
225,747	11,051P	97		1,240P	13P	73,104P	412,405	405,180	75,117P		96	2,013P	3P
54,179	19,902P		4P	-929P	-4P	64,654P	128,823P	140,554	63,069P		49P	-1,588P	-2P
21,243P							40,363P	21,243P					
151,583P	26,082P	99P		(7,609)P		39,826P	188,447P	180,488P	42,249P		96P	(7,959)P	
								15,412I				392P	11P
248,972I	112,269P	74I		-2,091P	-2P	407,193P	622,562I	511,584I	427,825P		82I	20,632P	5P
22,380P						18,342P	55,003I	45,232P	22,212P			3,870P	21P
19,933I	15,130I			-4,649I	-24I	26,866I	21,668	26,556I	22,166I			-4,660I	-17I
380,390		94		(22,755)		86,296P	470,850	444,133	90,238P		94	(26,697)	
13,360I						34,435P	34,837P	170,755	85,141P		104P	1,916P	6P
NH	NH							46,281	36,351P				
						3,515P	9,044P	8,756P	3,803P			280P	8P

Missouri--Limited Jurisdiction courts--No data were available for twenty locations of the Magistrate Court; another fourteen reported filings only.

Nevada--General Jurisdiction courts--Data were available from only one court location--the Second District (Washoe County). Approximately twenty-five percent of the total state population lives in that district.

New York--General Jurisdiction courts--No data were available for the court in Seneca County.

Limited Jurisdiction courts--Filing data for domestic relations administration proceedings, guardianship/conservatorship/trusteeship, and other estate cases in the Surrogates' Court were not available. No data were reported by three locations of the District Court and City Court; ten others reported incomplete data.

North Dakota--General Jurisdiction courts--Termination of parental rights cases are not included in the pending data.

Limited Jurisdiction courts--No filing data were available for mental health cases in either the County Court with increased jurisdiction or for the County Probate Court.

Ohio--General Jurisdiction courts--Pending data do not include adoption, birth records, estate minor's settlement, mental health, or name change cases.

Oregon--General Jurisdiction courts--Pending data do not include marriage dissolution or mental health cases from the Circuit Court.

Limited Jurisdiction courts--Pending and disposed data do not include adoption or mental health cases from the County Court. Data were reported for only twenty-six of the forty-four locations of the Justice Court.

Rhode Island--Limited Jurisdiction courts--The only casetype for which disposition data from the Family Court were available was marriage dissolution.

South Dakota--There were no data available for cases heard by the lawyer magistrates and lay magistrate/clerks in the Circuit Court.

Tennessee--General Jurisdiction courts--No pending or disposition data were available for Circuit Courts located in the ten counties that are serving as pilot sites for the new computerized statistical information system.

Texas--All courts--All data reported is based on an incomplete number of monthly reporting forms received for each court. The reporting rates were: District Court and Domestic Relations Court--ninety-eight percent; County Court at Law, Constitutional County Court, and Probate Court--ninety-seven percent; Municipal Court--eighty-four percent; Justice of the Peace Court--seventy-seven percent.

Utah--Limited Jurisdiction courts--The only data that were available for the Justice Court covered the six-month period from January 1, 1977 to June 30, 1977. One-hundred-forty-nine of the one-hundred-seventy-nine Justices of the Peace sent in 769 individual monthly reports.

Vermont--Limited Jurisdiction courts--Pending and disposed data from the Probate Court for probate/wills/intestate and guardianship/conservatorship/trusteeship cases do not include cases filed before January 1, 1970.

Washington--General Jurisdiction courts--No disposition data for mental health cases were available.

West Virginia--Limited Jurisdiction courts--No data were received for courts located in three counties; incomplete data were received for courts located in thirteen others.

Wyoming--General Jurisdiction courts--Pending and disposed data do not include cases filed before 1974.

Additional Information:

Alabama--Limited Jurisdiction courts--The data shown here are taken from the District Court which began operation at the beginning of the court year and replaced many of the former limited jurisdiction courts.

Data were not available for all courts in the state.

Table 18: Composition of civil case filings in general jurisdiction courts, 1977.
State and court. Civil case categories

State and court title	Civil cases filed												
	Law	Tort	Contract	Small claims	Real property rights	Equity	Domestic relations	Estate	Mental health	Appeal	Extraordinary writ	Other civil	Total civil
Alabama--Circuit Court.....	X	X		NH		X	41,080		NH	X			64,619
Alaska--Superior Court.....		910	1,141	NH	402		6,666	811	240	106		1,099	11,375
Arizona--Superior Court.....	28,678 ^l	(j)	(j)		(j)		31,743	7,335	879	(j)			68,635
Arkansas--STATE TOTAL.....	22,074 ^l					6,395	26,153	7,505	1,459	(j)			63,586
Circuit Court.....	22,074 ^l				NH		NH	NH	NH	(j)			22,074
Chancery and Probate Court.....	NH	NH		NH		6,395	26,153	7,505	1,459	NH		NH	41,512
California--Superior Court.....		85,604		NH	2,249		172,211	64,910	5,451	10,232	9,859	198,417	548,933
Colorado--STATE TOTAL.....	13,176	3,329		NH	7,088		46,079	6,413 ^l	2,470	666	3,522	9,465	92,238
District Court, Denver Superior Court, Denver Juvenile Court, and Denver Probate Court.....	13,176	3,329		NH	5,048		46,079	6,413 ^l	2,470	666	3,552	9,465	90,198 ^l
Water Court.....	NH	NH	NH	NH	2,040	NH	NH	NH	NH	NH	NH		2,040
Connecticut--Superior Court.....				NH			15,704			141		11,046	26,891
Delaware--STATE TOTAL.....	1,891		(j)	NH	648 ^p	(j)	385	2,236	337	232		699	6,428
Court of Chancery.....		NH	(j)	NH	(j)	(j)		2,236			NH	368 ^l	2,604
Superior Court.....	1,891			NH	648	NH	385	NH	337	232		331	3,824
*District of Columbia--Superior Court.....	5,348			33,735	110,461		7,430	2,502	686	425	17	1,340	161,944
Florida--Circuit Court.....		23,612	26,096	NH	19,394		78,355	40,113	12,128	681		49,701	250,080
Georgia--Superior Court.....							53,235	NH	NH			51,109	104,344
Hawaii--Superior Court.....	1,067			2,257	39		692	166				600	4,771
Hawaii--STATE TOTAL.....		1,069	1,428	NH	373		12,605 ^l	2,035	(j)	43	NH	3,297	20,850
Circuit Court.....		1,069	1,428	NH	329		12,605 ^l	2,035	(j)		NH	3,297	20,763
Land Court.....	NH	NH	NH	NH	44	NH	NH	NH	NH	NH	NH	NH	44
Tax Appeal Court.....	NH	NH	NH	NH	NH	NH	NH	NH	NH	43	NH	NH	43
Idaho--STATE TOTAL.....		1,608	NH	11,810			12,918	4,169			145	14,662	45,537
District Court.....		953	NH	3			2,986	20		225	136	3,917	8,240
Magistrates Division.....		655	NH	11,807			9,932	4,149		NH	9	10,745	37,297
Illinois--Circuit Court.....	188,900			172,792	504	24,282	87,213	33,929	8,290	113,152		6,604	635,666
Indiana--Superior Court and Circuit Court.....				26,338			72,530	22,697				68,042	189,607
*Iowa--District Court.....				65,434			915	23,202				40,219	129,770
Kansas--District Court.....	14,695	2,661	6,857	4,858	2,288		23,099	NH	NH	(j)	443	3,104	58,005
Kentucky--Circuit Court.....				NH			28,703	NH		220		37,075	65,998
Louisiana--District Court.....				NH									133,369
Maine--Superior Court.....	2,642	1,830	1,108	NH			1,707	NH	NH	224	57		7,568
Maryland--Circuit Court.....	3,502	7,724	4,858	NH	2,885	9,618	34,136	441		2,407	455		66,026
Massachusetts--Superior Court.....				NH				NH	NH				31,395
Michigan--STATE TOTAL.....		10,552		NH			61,205			1,465		57,926	131,148
Circuit Court.....		10,552		NH			61,205			750		57,926	130,433
Court of Claims.....		NH	NH	NH	NH		NH	NH	NH	715	NH		715
Minnesota--District Court.....				NH				NH	NH				18,843
Mississippi--STATE TOTAL.....	10,510			NH	148	1,955	24,143	6,851	3,844	376		4,694	52,521
Circuit Court.....	10,510			NH	148	NH	NH	NH	NH	376		1,562	12,596
Chancery Court.....	NH	NH		NH		1,955	24,143	6,851	3,844			3,132	39,925
Missouri--Circuit Court and Court of Common Pleas.....				NH				NH					72,132
Montana--District Court.....				NH									
Nebraska--District Court.....				NH			12,300	NH	NH			6,340	18,640
Nevada--District Court ^l	3,078 ^l			NH			4,140 ^l	482 ^l	85 ^l			277 ^l	8,062 ^l
New Hampshire--Superior Court.....	5,400			NH		2,672	9,671	NH	NH	2			17,745
New Jersey--Superior Court (Law Division and Chancery Division) and County Court.....		39,143		NH		4,130	24,112	986		NH			68,371

State and court title	Civil cases filed												
	Law	Tort	Contract	Small claims	Real property rights	Equity	Domestic relations	Estate	Mental health	Appeal	Extraordinary writ	Other civil	Total civil
New Mexico--District Court.....													39,217
New York--Supreme Court and County Court ¹		36,655 ¹	9,500 ¹	NH	165 ¹		60,878 ¹	NH		5,309 ¹		3,524 ¹	116,031 ¹
North Carolina--Superior Court.....	10,401			NH			NH 31,742	NH				27,156	69,299
North Dakota--District Court.....	2,710	773		NH	548		4,295	41	NH	95	129	415	9,006
Ohio--Court of Common Pleas.....		21,357		NH			93,968	77,793	8,019	2,310		46,142	249,589
Oklahoma--District Court.....		6,899	20,576	73,314	8,476		38,782	13,543	2,531	989	1,495	5,801	172,406
Oregon--Circuit Court.....				NH									
Pennsylvania--Court of Common Pleas.....							102,795	19,375	8,741			49,295	180,206
Puerto Rico--Superior Court.....	2,409	3,677	359	NH	7,451	NH	27,814	NH	NH	235	1,784	41,990	85,719
Rhode Island--Superior Court.....				NH			NH	NH	NH	61		6,280	6,341
South Carolina--Circuit Court.....							NH						29,259
*South Dakota--Circuit Court.....													
Tennessee--STATE TOTAL.....		11,262	21,601	NH	2,310		49,422	1,563	180	8,016	388	8,605	86,347
Circuit Court.....		10,702	1,140	NH	663		27,081	23	36	5,520	226	4,071	49,462
Law and Equity Court.....		399	192	NH	102		2,971	181	31	259	2	329	4,466
Chancery Court.....		161	3,269	NH	1,545		19,370	1,359	113	2,237	160	4,205	32,419
Texas--District Court, Domestic Relations Court, and Juvenile Court ¹		17,301 ¹		NH			146,348 ¹			28,502 ¹	4,331 ¹	88,853 ¹	285,335 ¹
Utah--District Court.....		751		NH	120		9,230	3,484	802	117	203	12,303	27,010
Vermont--Superior Court.....	3,520			NH			2,753		NH	306	22		6,601
Virginia--Circuit Court.....	21,990				1,140	11,097	31,107		NH	2,351			67,685
Washington--Superior Court.....		7,321	19,779	NH	3,819		39,974	16,164	2,810	517	1,216	7,400	99,000
West Virginia--Circuit Court.....							1,295	NH				33,542	34,837
Wisconsin--Circuit Court and County Court.....				NH				NH	NH				
Wyoming--District Court.....													9,044

Note: All available data are entered in the table. Blank spaces indicate that the data are not available.

X = The data for this casetype are known to be included in the total but were not available by category.

NH = This casetype is not handled by this case.

*These states have a single-tier trial court. These courts have no limited jurisdiction courts under them, so included in their caseload are cases that would be heard by limited jurisdiction courts elsewhere.

¹Data are not complete:

 Colorado--Estate and total civil filings only include nine months of data from the Denver Probate Court.

 Nevada--Data are available for only one district--the Second District (Washoe County). This county contains 25 percent of the total state population.

 New York--No civil data are reported for Seneca County.

 South Dakota--Data are not included for cases heard by the lawyer magistrates or lay magistrate/clerks of this court.

 Texas--Data reported in this table are based on less than the total possible monthly reports. The reporting rate was ninety-eight percent.

²Explanation of data included in the category:

 Arizona--Data included in the law category are tort, contract, real property rights, and appeal cases.

 Arkansas--Appeal data are included in the figure given for law cases.

 Delaware--Other civil cases in the Court of Chancery include contract, real property rights, and equity.

 Hawaii--Circuit Court--Mental health cases are included with domestic relations data.

 Kansas--Appeal data are reported by the subject matter of the case and, as a result, are included in all the other case categories.

Table 19: Composition of civil case dispositions in general jurisdiction courts, 1977.
State and court. Civil case categories

State and court title	Civil cases disposed												Other civil	Total civil	
	Law	Tort	Contract	Small claims	Real property rights	Equity	Domestic relations	Estate	Mental health	Appeal	Extraordinary writ				
Alabama--Circuit Court.....	X	X		NH		X	39,078		NH	X					64,269
Alaska--Superior Court.....		X		NH	X		X		X	X				X	10,672
Arizona--Superior Court.....	28,953 ^j	(j)	(j)		(j)		28,177	469 ^l		(j)					63,955 ^l
Arkansas--STATE TOTAL.....	20,460 ^j					5,625	24,589 ^l	3,773 ^l		(j)					54,447 ^l
Circuit Court.....	20,460 ^j				NH		NH	NH	NH	(j)					20,460
Chancery and Probate Court.....	NH	NH		NH		5,625	24,589 ^l	3,773 ^l		NH				NH	33,987 ^l
California--Superior Court.....		61,934		NH	2,228		150,317	62,125	4,925	9,053	9,147	136,987		436,716	
Colorado--STATE TOTAL.....				NH	2,714 ^P						2,108				
District Court, Denver Superior Court, Denver Juvenile Court, and Denver Probate Court.....				NH							2,108				
Water Court.....	NH	NH	NH	NH	2,714	NH	NH	NH	NH	NH	NH	NH			
Connecticut--Superior Court.....				NH			15,809			129			9,102	25,040	
Delaware--STATE TOTAL.....	1,691		(j)	NH	683 ^P	(j)	484	2,339	265	179			648 ^j	6,289	
Court of Chancery.....		NH	(j)	NH	(j)	(j)		2,339				NH	333 ^j	2,678	
Superior Court.....	1,691			NH	683	NH	484	NH	265	179			309	3,611	
*District of Columbia--Superior Court.....	5,447			33,886	110,539		6,435		726	623	20	1,154		158,830 ^l	
Florida--Circuit Court.....		24,627	23,561	NH	19,419		77,054	40,440	11,860	588		48,845		246,394	
Georgia--Superior Court.....							47,270		NH			43,411		90,681	
Guam--Superior Court.....	656			1,211	50		524	93					521	3,055	
Hawaii--STATE TOTAL.....		1,207	1,327	NH	244		10,949 ^j	1,879	(j)	48	NH	2,437		18,091	
Circuit Court.....		1,207	1,327	NH	196		10,949 ^j	1,879	(j)		NH	2,437		17,995	
Land Court.....	NH	NH	NH	NH	48	NH	NH	NH	NH	NH	NH	NH		48	
Tax Appeal Court.....	NH	NH	NH	NH	NH	NH	NH	NH	NH	48	NH	NH		48	
*Idaho--STATE TOTAL.....	1,521		NH	11,547			12,712	3,796			150	13,921		43,822	
District Court.....	949		NH	0			4,024	24			175	140	3,733	9,045	
Magistrates Division.....	572		NH	11,547			8,688	3,772		NH	10	10,188		34,777	
*Illinois--Circuit Court.....	167,012			175,082	789	20,602	84,041	29,887	8,211	99,406		5,652		590,682	
Indiana--Superior Court and Circuit Court.....				22,385			70,662	23,146				70,147		186,340	
*Iowa--District Court.....				64,114			707	17,213 ^l				39,261		121,295 ^l	
Kansas--District Court.....		2,544	6,630		2,154		22,336		NH	NH	(j)	404	3,117	50,502	
Kentucky--Circuit Court.....				NH											
Louisiana--District Court.....				NH											
Maine--Superior Court.....	1,853	1,250	854	NH			1,072	NH	NH	167	58			5,254	
Maryland--Circuit Court.....	3,391	9,133	4,315	NH	2,479	7,061	30,634	418		1,772	486			59,689	
Massachusetts--Superior Court.....				NH				NH	NH					34,966	
Michigan--STATE TOTAL.....		10,096		NH			63,555			1,259		54,149		129,059	
Circuit Court.....		10,096		NH			63,555			594		54,149		128,394	
Court of Claims.....			NH	NH	NH		NH	NH	NH	665	NH	NH		665	
Minnesota--District Court.....				NH			NH	NH						18,814	
Mississippi--STATE TOTAL.....				NH											
Circuit Court.....				NH	NH	NH	NH	NH							
Chancery Court.....	NH	NH		NH											
Missouri--Circuit Court and Court of Common Pleas.....				NH			NH							71,571	

State and court title	Civil cases disposed												
	Law	Tort	Contract	Small claims	Real property rights	Equity	Domestic relations	Estate	Mental health	Appeal	Extraordinary writ	Other civil	Total civil
Montana--District Court.....				NH									
Nebraska--District Court.....				NH			11,092	NH	NH			5,277	16,369
Nevada--District Court ¹				NH									
New Hampshire--Superior Court.....	5,886			NH		3,095	8,779	NH	NH	18			17,778
New Jersey--Superior Court (Law Division and Chancery Division) and County Court.....		33,011		NH		4,328	23,971 ¹	X		NH			62,325
New Mexico--District Court.....													33,259
New York--Supreme Court and County Court ¹		34,331 ¹	10,181 ¹	NH	282 ¹		60,710 ¹	NH		4,656 ¹		3,623 ¹	113,792 ¹
North Carolina--Superior Court.....	9,447			NH				NH	29,222	NH		26,888	65,557
North Dakota--District Court.....	2,426	672		NH	484		3,734	17	NH	117	72	377	7,899
Ohio--Court of Common Pleas.....		21,465		NH			91,716	75,782	7,787	1,997		46,515	245,262
Oklahoma--District Court.....		6,054	13,996	59,465	7,658		34,419	11,943	2,392	958	1,230	5,305	143,420
Oregon--				NH									
Pennsylvania--Court of Common Pleas.....							101,980	19,650	8,639			49,164	179,433
Puerto Rico--Superior Court.....	2,621	4,290	403	NH	7,107	NH	26,896	NH	NH	257	1,552	43,249	86,375
Rhode Island--Superior Court.....				NH				NH	NH				
South Carolina--Circuit Court.....													28,905
*South Dakota--Circuit Court.....				8,196			2,514					4,702	15,412
Tennessee--STATE TOTAL.....		9,081 ¹ P	2,526 ¹ P	NH	1,854 ¹		35,454 ¹	690 ¹ P		3,178 ¹		6,838 ¹	78,233 ¹
Circuit Court.....		7,931 ¹		NH	472 ¹		16,546 ¹			1,446 ¹		2,854 ¹	42,275 ¹
Law and Equity Court.....		150 ¹	42 ¹	NH	43 ¹		2,053 ¹	146 ¹		85 ¹		226 ¹	4,271
Chancery Court.....			2,484 ¹	NH	1,359 ¹		14,855 ¹	544 ¹		1,647 ¹		3,758 ¹	31,687
Texas--District Court, Domestic Relations Court, and Juvenile Court ¹		15,672 ¹		NH			137,966 ¹			27,427 ¹	4,349 ¹	77,198 ¹	262,612 ¹
Utah--District Court.....				NH				2,921	829	63			22,843
Vermont--Superior Court.....	3,367			NH			2,855	NH	NH	381	29		6,632
Virginia--Circuit Court.....	20,749				1,198	10,578	29,748		NH	1,470			63,743
Washington--Superior Court.....				NH				12,355					85,141 ¹
West Virginia--Circuit Court.....							1,230		NH			31,691	32,921
Wisconsin--Circuit Court and County Court.....					127,045		19,234	44,628	NH	NH		66,603	257,510
Wyoming--District Court.....				NH				2,246 ¹				6,510 ¹	8,756 ¹

Note: All available data are entered in the table. Blank spaces indicate that the data are not available.

X = The data for this casetype are known to be included in the total.
 NH = This casetype is not handled by the court.

*These states have a single-tier trial court. These courts have no limited jurisdiction courts under them, so included in their caseload are cases that would be heard by limited jurisdiction courts elsewhere.

(continued on next page)

Table 19: Composition of civil case dispositions in general jurisdiction courts, 1977 (continued).

¹Data are not complete:

Arizona-- **Mental health** and total **civil** cases disposed do not include **mental health** data for Maricopa County.

Arkansas-- Chancery and Probate Court-- **Domestic relations** disposed does not include **adoptions**. **Estate** disposed does not include **guardianship/conservatorship/trusteeship** or **other estate** cases. Total **civil** disposed does not include any of these categories or **mental health**.

District of Columbia-- Total **civil** cases disposed does not include **estate** cases.

Georgia-- Disposition data are given for only those cases filed after July 1, 1970. Cases filed before this date have not been entered into the computerized information system so data on them are not available.

Iowa-- **Estates** and total **civil** disposed do not include **guardianship/conservatorship/trusteeship** cases.

Nevada-- Data are available for only one district--the Second District (Washoe County). This county contains 25 percent of the total state population.

New Jersey-- **Domestic relations** cases disposed does not include contested adoption cases. These data are included in the total.

New York-- No **civil** data are reported for Seneca County.

South Dakota-- Data are not included for cases heard by the lawyer magistrates or lay magistrate/clerks of this court.

Texas-- Data reported in this table are based on less than the total possible number of monthly reports. The reporting rate was ninety-eight percent.

Tennessee-- Disposition data for all courts where noted do not include ten counties chosen to be pilot sites for the implementation of a new computerized statistical information system.

Washington-- Total **civil** disposition figure does not include **mental health** cases.

Wyoming-- Disposition data do not include cases filed before 1974.

²Explanation of data included in the category:

Arizona-- Data included in the **law** category are **fort, contract, real property rights, and appeal** cases.

Arkansas-- **Appeal** data are included in the figure given for **law** cases.

Delaware-- **Other civil** cases in the Court of Chancery include **contract, real property rights, and equity**.

Hawaii-- In the Circuit Court, **mental health** cases are included with **domestic relations** data.

Kansas-- **Appeal** data are reported by the subject matter of the case and, as a result, are included in all the other case categories.

Table 20: Tort caseload for trial courts, 1977.
State population. Courts reporting tort caseload.
Disposed and end pending as a percent of filed. Number and percent change in pending. Filed per 100,000 population

State and court title	State population In thousands	Beginning pending	Filed	Disposed	End pending	As percent of filed		Change in pending		Filed per 100,000 population
						End Disposed	End pending	Number	Percent	
Alaska--STATE TOTAL.....	396		1,401							354
Superior Court ¹	--		910							230
District Court ¹	--		491							124
California--Superior Court ¹	22,350		85,604	61,934		72		(23,670)		383
Colorado--District Court and Denver Superior Court ¹	2,696		3,329							123
Delaware--Court of Common Pleas ¹	595		382							64
Florida--Circuit Court ¹	8,889		23,612	24,627		104		(-1,015)		266
Hawaii--STATE TOTAL.....	916	3,235	1,928	1,878	3,285	97	170	50	2	210
Circuit Court ¹	--	2,273	1,069	1,207	2,135	113	200	-138	-6	117
District Court ¹	--	962	859	671	1,150	78	134	188	20	94
Idaho--STATE TOTAL.....	883	1,687	1,608	1,521	1,774	95	110	87	5	182
District Court ¹	--	1,246	953	949	1,250	100	131	4	<1	108
Magistrates Division ¹	--	441	655	572	524	87	80	83	19	74
Kansas--District Court ¹	2,318	3,121	2,661	2,544	3,238	96	122	117	4	115
Maine--Superior Court.....	1,105	2,190	1,830	1,250	2,770	68	151	580	26	166
Maryland--Circuit Court ¹	4,195		7,724	9,133		118		(1,409)		184
Massachusetts--District Court ¹	5,777		415							7
Michigan--Circuit Court ¹	9,157	21,264	10,552	10,096	21,720	96	206	456	2	115
New Jersey--STATE TOTAL.....	7,342	52,775	57,430	50,549	59,596	88	104	6,821	13	782
Superior Court (Law Division and Chancery Division) and County Court ² ..	--	46,952	39,143	33,011	53,024	84	135	6,072	13	533
County District Court ¹	--	5,823	18,287	17,538	6,572	96	36	749	13	249
New York--STATE TOTAL.....	17,852		79,836 ¹	77,373 ¹		97 ¹		(2,463) ¹		447 ¹
Supreme Court and County Court ¹	--		36,655 ¹	34,331 ¹		94 ¹		(2,324) ¹		205 ¹
Civil Court of the City of New York ¹	--		43,181	43,042		100		(139)		242
North Dakota--District Court ¹	649		773	672		87		(101)		119
Ohio--STATE TOTAL.....	10,771	32,302 ¹	38,419	38,650	32,145 ¹	101		-157 ¹	<1 ¹	357
Court of Common Pleas ¹	--	23,373 ¹	21,357	21,465	23,338 ¹	101		-35 ¹	<1 ¹	198
County Court ¹	--	119	181	186	115	103	64	-4	-3	2
Municipal Court ¹	--	8,810	16,881	16,999	8,692	101	52	-118	-1	157
Oklahoma--District Court ¹	2,866	8,302	6,899	6,054	9,147	88	133	845	10	241
Puerto Rico--STATE TOTAL.....	3,321	10,229	5,671	6,279	9,621	111	170	-608	-6	171
Superior Court ¹	--	8,436	3,677	4,290	7,823	117	213	-613	-7	111
District Court ¹	--	1,793	1,994	1,989	1,798	100	90	5	<1	60
Tennessee--STATE TOTAL.....	4,402		11,262	8,081 ^{1P}						256
Circuit Court ¹	--		10,702	7,931 ¹						243
Law and Equity Court ¹	--		399	150 ¹						9
Chancery Court ¹	--		161							4
Texas--STATE TOTAL.....	13,192	42,653 ¹	26,524 ¹	24,581 ¹	44,596 ¹	93 ¹	168 ¹	1,943 ¹	5 ¹	201 ¹
District Court ^{1,1}	--	28,519 ¹	17,301 ¹	15,672 ¹	30,148 ¹	91 ¹	174 ¹	1,629 ¹	6 ¹	131 ¹
County Court at Law and Constitutional County Court ^{1,1}	--	14,134 ¹	9,223 ¹	8,909 ¹	14,448 ¹	97 ¹	157 ¹	314 ¹	2 ¹	70 ¹
Utah--District Court ¹	1,316		751							57
Washington--Superior Court ¹	3,772		7,321							194

Note: All available data are entered in the table and all appropriate calculations are included. Blank spaces indicate that either the data are not available or the calculations were not appropriate.

-- = Not applicable.

¹Data are not complete.

New York--Supreme Court and County Court--No data were available for Seneca County.

Ohio--Court of Common Pleas--Pending data do not include wrongful death cases.

Tennessee--All courts--Data were not available for the courts located in ten counties serving as pilot locations for the new computerized statistical information system.

Texas--All courts--Data contained in this table are based on an incomplete number of monthly reports received for this court. The reporting rates were: District Court--ninety-eight percent; County Courts--ninety-seven percent.

^{1P}Data were not available for all courts in the state.

¹A civil case is counted with the filing of a petition or complaint.

²A civil case is counted when it is placed on the calendar (has reached issue).

Table 21: Contract caseload for trial courts, 1977.
State population. Courts reporting contract caseload. Disposed and end pending as a percent of filed. Number and percent change in pending. Filed per 100,000 population

State and court title	State population in thousands	Beginning pending	Filed	Disposed	End pending	As percent of filed		Change in pending		Filed per 100,000 population
						Disposed	End pending	Number	Percent	
Alaska--STATE TOTAL.....	396	--	3,466	--	--	--	--	--	--	875
Superior Court ¹	--	--	1,141	--	--	--	--	--	--	288
District Court ¹	--	--	2,325	--	--	--	--	--	--	587
Florida--Circuit Court ¹	8,889	--	26,096	23,561	--	90	--	(2,535)	--	294
Hawaii--STATE TOTAL.....	916	5,538	9,432	8,971	5,999	95	64	461	8	1,030
Circuit Court ¹	--	1,778	1,428	1,327	1,879	95	132	101	6	156
District Court ¹	--	3,760	8,004	7,644	4,120	96	51	360	10	874
Kansas--District Court ¹	2,318	4,134	6,857	6,630	4,361	97	64	227	5	296
Maine--Superior Court ¹	1,105	1,604	1,108	854	1,858	77	168	254	16	100
Maryland--Circuit Court ¹	4,195	--	4,858	4,315	--	89	--	(543)	--	116
New Jersey--County District Court ¹	7,342	30,990	156,161	154,675	32,476	99	21	1,486	5	2,127
New York--STATE TOTAL.....	17,852	--	34,644 ¹	35,910 ¹	--	104 ¹	--	(-1,266) ¹	--	192 ¹
Supreme Court and County Court ^{1,1}	--	--	9,500 ¹	10,181 ¹	--	107 ¹	--	(-681) ¹	--	53 ¹
Civil Court of the City of New York ¹	--	--	25,144	25,729	--	102	--	(-585)	--	141
Ohio--STATE TOTAL.....	10,771	48,932	164,821	159,914	50,839	97	31	1,907	4	1,530
County Court ¹	--	1,116	3,524	3,456	1,183	98	34	67	6	33
Municipal Court ¹	--	47,816	158,297	156,458	49,656	99	31	1,840	4	1,470
Oklahoma--District Court ¹	2,866	24,733	20,576	13,996	31,313	68	152	6,980	27	718
Puerto Rico--Superior Court ¹	3,321	520	399	403	476	112	133	-44	-8	11
Tennessee--STATE TOTAL.....	4,402	--	4,601	2,520 ^P	--	--	--	--	--	105
Circuit Court ^{1,1}	--	--	1,140	--	--	--	--	--	--	26
Law and Equity Court ^{1,1}	--	--	192	42 ¹	--	--	--	--	--	4
Chancery Court ^{1,1}	--	--	3,269	2,484 ¹	--	--	--	--	--	74
Texas--County Court at Law, Constitutional County Court, and Probate Court ^{1,1}	13,192	39,755 ¹	25,535 ¹	25,994 ¹	39,296 ¹	102 ¹	154 ¹	-459 ¹	-1 ¹	194 ¹
Washington--Superior Court ¹	3,772	--	19,779	--	--	--	--	--	--	524

Note: All available data are entered in the table and all appropriate calculations are included. Blank spaces indicate that either the data are not available or the calculations were not appropriate.

-- = Not applicable.

¹Data are not complete:

New York--Supreme Court and County Court--No data were available for the court located in Seneca County.

Tennessee--Law and Equity and Chancery Court--No disposition data were available for either of these courts for the ten counties that are pilot sites for the new computerized statistical reporting system.

Texas--Data contained in this table are based on less than the total possible number of monthly reports received for these courts. The reporting rate was ninety-seven percent.

^PData were not available for all courts in the state.

¹A civil case is counted with the filing of a petition or complaint.

Table 22: Small claims caseflow for trial courts, 1977.
State population. Courts reporting small claims caseflow. Disposed and end pending as a percent of filed. Number and percent change in pending. Filed per 100,000 population

State and court title	State population in thousands	Beginning pending	Filed	Disposed	End pending	As percent of filed		Change in pending		Filed per 100,000 population
						Disposed	End pending	Number	Percent	
Alabama-District Court ¹	3,783	0	64,109	36,715	27,394	57	43	27,394		1,695
Alaska-District Court ¹	396	4,393	6,101	5,322	5,193	87	85	800	18	1,541
California-STATE TOTAL	22,350	--	427,224	319,977	75	75	(107,247)			1,912
Justice Court ¹	--	--	36,834	28,751	78	78	(8,083)			165
Municipal Court ¹	--	--	390,390	291,226	75	75	(99,164)			1,747
Colorado-County Court ²	2,695	0	6,567	5,057	1,510	77	23	1,510		244
Connecticut-Court of Common Pleas ¹	3,089	--	95,002	--	--	--	--	--	--	3,075
Delaware-Aldermen's Court ¹	595	--	--	323	--	--	--	--	--	(54)
District of Columbia-Superior Court ²	682	2,063	33,735	33,886	1,912	100	6	-151	-7	4,946
Quebec-Superior Court ¹	111	1,912	2,257	1,211	2,958	54	131	1,046	55	2,033
Hawaii-District Court ¹	916	467	1,279	1,254	492	98	38	25	5	140
Idaho-STATE TOTAL	883	2,196	11,810	11,547	2,459	98	21	263	12	1,337
District Court ¹	--	0	3	0	3	--	--	3		4
Magistrates Division ¹	--	2,196	11,807	11,547	2,456	98	21	260	12	1,337
Illinois-Circuit Court ¹	11,406	39,288	172,792	175,082	39,276	101	23	-12	-1	1,515
Indiana-STATE TOTAL	5,405	18,467	76,131	68,493	26,105	90	34	7,638	41	1,409
Superior Court and Circuit Court ¹	--	6,099	26,338	22,385	10,052	85	38	3,953	65	487
County Court ¹	--	12,368	49,793	46,108	16,053	93	32	3,685	30	921
Iowa-District Court ¹	2,914	11,293	65,434	64,114	12,613	98	19	1,320	12	2,246
Kansas-District Court ¹	2,318	0	4,858	--	--	--	--	--	--	210
Maine-District Court ¹	1,105	--	14,551 ¹	--	--	--	--	--	--	1,211 ¹
Massachusetts-STATE TOTAL	5,744	--	121,364	1,529	--	--	--	--	--	2,113
District Court ¹	--	--	117,720	--	--	--	--	--	--	2,049
Boston Municipal Court ¹	--	--	2,099	1,523	--	73	--	(576)	--	37
Housing Court ¹	--	--	1,545	--	--	--	--	--	--	27
Michigan-STATE TOTAL	9,157	9,443 ¹	47,519 ¹	45,739 ¹	11,328 ¹	96 ¹	25 ¹	(1,782) ¹		519 ¹
Common Pleas Court of Detroit ¹	--	--	1,975	2,078	--	105	--	(-103)		22
District Court ¹	--	9,432	45,046	43,160	11,318	96	25	1,886	20	492
Municipal Court ¹	--	11 ¹	498 ¹	499 ¹	10 ¹	100 ¹	2 ¹	-1	-9 ¹	5 ¹
Minnesota-STATE TOTAL	3,980	7,715	78,818	76,861	9,672	98	12	1,957	25	1,980
Cancellation Court ³	--	2,834	38,050	37,262	3,622	98	10	788	28	956
County Court ¹	--	4,881	40,768	39,599	6,050	97	15	1,169	24	1,024
Missouri-Magistrate Court	4,845	--	8,783	6,249	--	71	--	(2,534)		181
Nebbraska-STATE TOTAL	1,554	1,539 ¹	26,690 ¹	9,209 ¹	1,869 ¹	96 ¹	20 ¹	334 ¹	22 ¹	1,718 ¹
County Court ¹	--	1,533	9,537	9,203	1,867	96	20	334	22	614
Municipal Court ¹	--	--	17,153	--	--	--	--	--	--	1,104
New Hampshire-STATE TOTAL	872	--	20,089	--	--	--	--	--	--	(2,340)
District Court ¹	--	--	19,393	--	--	--	--	--	--	(2,240)
Municipal Court ¹	--	--	696	--	--	--	--	--	--	(80)
New Jersey-County District Court ¹	7,342	5,300	39,149	38,320	6,129	98	16	829	16	533
North Carolina-District Court ¹	5,668	15,341	160,439	153,721	--	96	--	(6,718)		2,831
North Dakota-STATE TOTAL	649	--	4,176	3,882	--	93	--	(294)		643
County Court with Increased Jurisdiction ¹	--	--	3,270	3,094	--	95	--	(176)		504
County Justice Court ¹	--	--	906	788	--	87	--	(118)		140
Ohio-STATE TOTAL	10,771	12,034	86,780	85,008	13,803	98	16	1,769	15	806
County Court ¹	--	1,546	12,922	12,587	1,879	97	15	333	22	120
Municipal Court ¹	--	10,488	73,858	72,421	11,924	98	16	1,436	14	686
Oklahoma-District Court ¹	2,866	58,439	73,314	59,465	72,288	81	99	13,849	24	2,598
Oregon-STATE TOTAL	2,439	10,418 ¹	41,711 ¹	40,996 ¹	11,133 ¹	98 ¹	27 ¹	715 ¹	7 ¹	1,710 ¹
District Court ¹	--	9,401	39,119	38,557	9,963	99	25	562	6	1,604
Justice Court ¹	--	1,017 ¹	2,592 ¹	2,439 ¹	1,170 ¹	94 ¹	45 ¹	153 ¹	15 ¹	106 ¹
Pennsylvania-Philadelphia Municipal Court ¹	11,882	5,439	31,744	31,923	5,260	101	17	-179	-3	267
Rhode Island-District Court ¹	955	--	6,058	4,275 ¹	--	71	--	(1,783)		634
South Dakota-Circuit Court ¹	689	--	--	8,196 ¹	--	--	--	--	--	(1,190) ¹
Utah-STATE TOTAL	1,316	--	8,842 ¹	--	--	--	--	--	--	672 ¹
City Court ¹	--	--	7,546	--	--	--	--	--	--	573
Justice of the Peace Court ¹	--	--	1,296 ¹	--	--	--	--	--	--	98 ¹
Vermont-District Court ¹	492	5,907	6,454	10,349	2,012	160	31	-3,895	-66	1,312
Washington-District Court and Justices of the Peace ¹	3,772	--	21,074	--	--	--	--	--	--	559
Wisconsin-Circuit Court and County Court ¹	4,613	--	--	127,045	--	--	--	--	--	(2,754)

Note: All available data are entered in the table and all appropriate calculations are included. Blank spaces indicate that either the data are not available or the calculations were not appropriate.

-- = Not applicable.

¹ Court Jurisdiction:

Alabama-The District Court was created at the beginning of the court year to take the place of many different limited jurisdiction courts.

Colorado-This jurisdiction was added to the county court in October, 1976, during the 1977 court year.

² Data are not complete.

Maine-Data were not available for two court locations.

Michigan-Municipal Court-Data were available for the court in Troy.

Oregon-Justice Court-Only twenty-six of forty-four court locations reported data for 1977.

South Dakota-Data are not available for cases heard by the lawyer magistrates or lay magistrate/clerks who serve this court.

Utah-Justice Court-Data were given for the six-month period from January 1, 1977 to June 30, 1977 only. No data were submitted by sixteen justices.

³ Explanation of data included in the category:

Rhode Island-The disposition figure equals the number of hearings, defaults, and settlements.

⁴ Data were not available for all courts in the state.

¹ A civil case is counted with the filing of a petition or complaint.

² A civil case is counted when it is placed on the calendar (as reached issue).

³ A civil case is counted at the date of issue.

⁴ A civil case is not counted in the same way throughout the state.

Table 23: Real property rights caseflow for trial courts, 1977.
State population. Courts reporting property rights caseflow. Disposed and end pending as a percent of filed. Number and percent change in pending. Filed per 100,000 population

State and court title	State population in thousands	Beginning pending	Filed	Disposed	End pending	As percent of filed		Change in pending		Filed (disposed) per 100,000 population
						Disposed	End pending	Number	Percent	
Alaska--Superior Court ¹	396		402							102
California--Superior Court ¹	22,350		2,249	2,228		99		(21)		10
Colorado--STATE TOTAL.....	2,696	3,764 ^P	7,088	2,714 ^P	3,090 ^P			-67 ^P	-18 ^P	263
District Court and Denver Probate Court ¹	--		5,048							187
Water Court ¹	--	3,764	2,040	2,714	3,090	133	151	-674	-18	76
Delaware--Superior Court ¹	595	447	648	683	412	105	64	-35	-8	109
District of Columbia--Superior Court ²	682	301	110,461	110,539	235	100	<1	-66	-22	16,197
Florida--Circuit Court ¹	8,889		19,394	19,419		100		(-25)		218
Guam--Superior Court.....	111	143	39	50	132	128	338	-11	-8	35
Hawaii--STATE TOTAL.....	916	1,027	1,063	817	1,273	77	120	246	24	116
Circuit Court ¹	--	273	329	196	406	60	123	133	49	36
Land Court ¹	--	87	44	48	83	109	189	-4	-5	5
District Court ¹	--	667	690	573	784	83	114	117	18	75
Illinois--Circuit Court ¹	11,406	1,370	504	789	1,075	157	213	-295	-22	4
Kansas--District Court ¹	2,318	1,134	2,288	2,154	1,268	94	55	134	12	99
Maryland--STATE TOTAL.....	4,195		264	2,479 ^P						6,310
Circuit Court ¹	--		2,885	2,479		86		(406)		69
District Court ¹	--		261,808							6,241
Massachusetts--STATE TOTAL.....	5,744	11,059 ^P	13,716	6,511 ^P	12,567 ^P			1,511 ^P	14	239
Housing Court ¹	--		5,684							99
Land Court ¹	--	11,056	8,022	6,511	12,567	81	157	1,511	14	140
Michigan--STATE TOTAL.....	9,157	5,052 ^P	45,273 ^P	73,671 ^P	19,461 ^P					495 ^P
Common Pleas Court of Detroit ¹	--			28,957	13,850					(316)
District Court ¹	--	4,401	41,673	40,700	5,374	98	13	973	22	455
Municipal Court ^{1,1}	--	651 ¹	3,600 ¹	4,014 ¹	237 ¹	112 ¹	7 ¹	-414 ¹	64 ¹	39 ¹
Minnesota--County Municipal Court ³	3,980	63	12,773	12,781	55	100	<1	-8	-13	321
Mississippi--Circuit Court ¹	2,460		148							6
Nebraska--County Court ¹	1,954	70	142	145	67	102	47	-3	-4	9
New Hampshire--STATE TOTAL.....	872			1,723						(198)
District Court ⁵	--			1,713						(196)
Municipal Court ⁵	--			10						(1)
New Jersey--County District Court ¹	7,342	2,741	89,460	88,515	3,686	99	4	945	34	1,218
New York--STATE TOTAL.....	17,852		70,427 ¹	69,990 ¹		99 ¹		(437) ¹		395 ¹
Supreme Court and County Court ^{1,1}	--		165 ¹	282 ¹		171 ¹		(-117) ¹		1 ¹
Civil Court of the City of New York ¹	--		70,262	69,708		99		(554)		394
North Dakota--District Court ¹	649		548	484		88		(64)		84
Ohio--STATE TOTAL.....	10,771	11,198	49,806	49,590	11,414	100	23	216	2	462
County Court ¹	--	564	2,036	1,772	828	87	41	264	47	19
Municipal Court ¹	--	10,634	47,770	47,818	10,586	100	22	-48	<-1	444
Oklahoma--District Court ¹	2,866	6,161	8,018	7,241	6,938	90	87	777	13	285
Pennsylvania--Philadelphia Municipal Court ¹	11,882	1,015	15,989	15,839	1,165	99	7	-150	-15	135
Puerto Rico--STATE TOTAL.....	3,221	8,096	8,266	7,692	8,670	93	105	574	7	257
Superior Court ¹	--	7,754	7,451	7,107	8,098	95	109	344	4	231
District Court ¹	--	342	815	585	572	72	70	230	67	25
Tennessee--STATE TOTAL.....	4,402		2,310	1,854 ¹						52
Circuit Court ^{1,1}	--		663	472 ¹						15
Law and Equity Court ^{1,1}	--		102	43 ¹						2
Chancery Court ^{1,1}	--		1,545	1,339 ¹						35
Texas--County Court at Law ^{1,1}	13,192	1,833 ¹	330 ¹	467 ¹	1,696 ¹	142 ¹	514 ¹	-137 ¹	-7 ¹	3 ¹
Utah--District Court ¹	1,316		120							9
Virginia--Circuit Court.....	5,206		1,140	1,198		105		(-58)		22
Washington--Superior Court ¹	3,772		3,819							101

Note: All available data are entered in the table and all appropriate calculations are included. Blank spaces indicate that either the data are not available or the calculations were not appropriate.

-- = Not applicable.

¹Data are not complete:

Michigan--Municipal Court--No data were reported for the court located in Troy.

New York--Supreme Court and County Court--No data were reported for the court located in Seneca County.

Tennessee--All courts--Disposition data are not included for the ten counties serving as pilot sites for the new computerized statistical information system.

Texas--Figures reported on this table are based on an incomplete number of monthly reports received for this court. The reporting rate for this court was ninety-seven percent.

^PData were not available for all courts in the state.

¹A civil case is counted with the filing of a petition or complaint.

²A civil case is counted when it is placed on the calendar (has reached issue).

³A civil case is counted at the date of issue.

⁵A civil case is not counted in the same way throughout the state.

Table 24: Domestic relations caseload for trial courts, 1977.
State population. Courts reporting domestic relations caseload. Disposed and end pending as a percent of filed. Number and percent change in pending. Filed per 100,000 population

State and court title	State population in thousands	Beginning pending	Filed	Disposed	End pending	As percent of filed		Change in pending		Filed per 100,000 population
						Disposed	End pending	Number	Percent	
Alabama-Circuit Court ¹	3,783		41,080	39,078		95		(2,002)		1,086
Alaska-Superior Court ¹	396		6,666							1,683
Arizona-Superior Court ¹	2,427	16,802 ¹	31,743	28,177	20,116 ¹	89		3,314 ¹	20 ¹	1,308
Arkansas-STATE TOTAL.....	2,207	15,851 ^{1P}	27,827	24,589 ^{1P}	15,937 ^{1P}			86 ^{1P}	1 ^{1P}	1,261
Chancery and Probate Court ¹	--	15,851 ¹	26,153	24,589 ¹	15,937 ¹			86 ¹	1 ¹	1,185
County Court ¹	--	--	1,674							76
California-Superior Court ¹	22,250		172,211	150,317		87		(21,894)		771
Colorado-District Court ¹	2,696		46,079							1,709
Connecticut-STATE TOTAL.....	3,089	12,737 ^P	18,822	15,909 ^P	12,553 ^P			-18 ^P	-1 ^P	609
Superior Court ¹	--	12,573	15,704	15,809	12,468	101	79	-105	-1	508
Court of Common Pleas ¹	--	164	21	100	85	476	405	-79	-48	1
Probate Court ¹	--	--	3,097							100
Delaware-STATE TOTAL.....	595	1,221	3,742	484 ^P	153 ^P					629
Superior Court ¹	--	252	385	484 ^P	153 ^P	126	40	-99	-39	69
Family Court ¹	--	969	3,357							564
District of Columbia-Superior Court ¹	682	7,506	7,430	6,435	8,501	87	114	995	13	1,089
Florida-Circuit Court ¹	8,889		78,355	77,054		98		(1,301)		881
Georgia-Superior Court ¹	5,212	37,293 ¹	53,235	47,270 ¹	43,258 ¹			5,965 ¹	16 ¹	121
Quebec-Superior Court ¹	111	269	692	524	437	76	63	168	62	623
Hawaii-District Court ¹	916	6,375	12,605	10,949	8,031	87	64	1,656	26	1,276
Idaho-STATE TOTAL.....	883	5,770	12,918	12,712	5,976	98	46	206	4	1,463
District Court ¹	--	2,932	2,986	4,024	1,894	135	63	-1,038	-35	338
Negligence Division ¹	--	2,838	9,932	8,688	4,082	87	41	1,244	44	1,125
Illinois-Circuit Court ¹	11,406	56,072	87,213	84,041	58,704	96	67	2,532	5	765
Indiana-Superior Court and Circuit Court ¹	5,405	45,086	72,530	70,662	46,954	97	65	1,868	4	1,342
Lower-District Court ¹	2,914		915	707 ¹		77		(-208)		31
Kansas-STATE TOTAL.....	2,318	8,452 ^P	23,099 ^P	24,599	9,215 ^P			40 ^P	76 ^P	997 ^P
District Court ¹	--	8,452	23,099	22,336	9,215	97	40	76 ¹	9	997
Probate Court ¹	--	--	2,263							88
Kentucky-Circuit Court ¹	3,575		28,703							803
Maine-STATE TOTAL.....	1,105	845 ^P	8,982 ¹	1,072 ^P	1,480 ^P			635 ^P	75 ^P	813 ¹
Superior Court ¹	--	845	1,707	1,072	1,480	63	87	635	75	154
District Court ¹	--	--	7,275 ¹							658 ¹
Maryland-Circuit Court ¹	4,195		34,136	30,634		90		(3,502)		813
Massachusetts-STATE TOTAL.....	5,744		39,713	20 ^P						691
District Court ¹	--	--	7,433							129
Boston Municipal Court ¹	--	--	207	207		100		(0)		4
Probate Court ¹	--	--	32,073							558
Michigan-STATE TOTAL.....	9,157	48,457 ^P	61,209 ^P	63,559 ^P	49,913	104 ^P		(-2,350) ^P		668 ^P
Circuit Court ¹	9,157	48,457	61,205	63,555	46,707	104	75	-2,350	-5	668
Probate Court ¹	--	--	3,806							304
Minnesota-County Court ¹	3,980			12,574						516
Mississippi-Chancery Court ¹	2,460		24,143							981
Nebraska-STATE TOTAL.....	1,554	3,154	13,608	12,415	4,347	91	32	1,193	38	876
District Court ¹	--	2,921	12,300	11,092	4,129	90	34	1,208	41	792
County Court ¹	--	233	1,308	1,323	218	101	17	-15	-6	84
Nevada-District Court ¹	678		4,140 ¹							
New Hampshire-STATE TOTAL.....	872	6,576 ^P	12,319	8,779 ^P	7,468 ^P			892 ^P	14 ^P	1,413
Superior Court ¹	--	6,576	9,671	8,779	7,468	91	77	892	14	1,109
Probate Court ¹	--	--	2,648							304
New Jersey-STATE TOTAL.....	7,342	11,684 ¹	93,586	91,498 ¹	13,523 ¹			1,839 ¹	16 ¹	1,275
Superior Court (Chancery Division) ²	--	6,948 ¹	24,112	23,791 ¹	7,020 ¹			72 ¹	1 ¹	328
Juvenile and Domestic Relations Court ¹	--	4,736	69,474	67,707	6,503	97	9	1,767	37	946
New York-STATE TOTAL.....	17,892	47,805 ^P	317,690 ^P	327,504	40,157 ^P			-7,648 ^P	-16 ^P	1,780 ^P
Supreme Court ¹	--	6,685	60,878	60,710	6,628	100	11	-57	-1	341
Family Court ¹	--	41,120	256,812	263,412	33,529	103	13	-7,591	-18	1,439
Surrogate's Court ¹	--	--		3,382						(19)

Table 27: Domestic relations caseload for trial courts, 1976, (continued)

Table 24, page 2

State and court title	State population in thousands	Beginning pending	Filed	Disposed	End pending	As percent of filed		Change in pending		Filed per 100,000 population
						Disposed	End pending	Number	Percent	
North Carolina-District Court ¹	5,668	17,831	46,996	43,138		92		(5,858)		829
North Dakota-District Court ¹	649		4,295	3,734		87		(561)		662
Ohio-Court of Common Pleas ¹	10,771	25,572 ²	93,968	91,716	26,666 ¹	99		1,094 ¹	4 ¹	811
Oklahoma-District Court ¹	2,866	24,409	38,782	34,419	28,772	89	74	4,363	18	1,353
Oregon-STATE TOTAL.....	2,439		26,010	23,759 ³ P						1,066
Circuit Court ¹	--		25,984	23,759 ¹						1,065
County Court ¹	--		26							1
Pennsylvania-Court of Common Pleas ¹	11,882	24,453	102,795	101,980	25,268	99	25	815	3	865
Puerto Rico-STATE TOTAL.....	3,321	14,145	31,088	30,094	15,139	97	49	994	7	936
Superior Court ¹	--	13,609	27,814	26,896	14,527	97	52	918	7	838
District Court ¹	--	536	3,274	3,198	612	98	19	76	14	99
Rhode Island-Family Court ¹	955		5,666	3,498 ¹						593
South Carolina-Family Court ¹	2,989	14,223	38,746	35,552	17,417	92	45	3,194	22	1,296
South Dakota-Circuit Court ¹	689			2,514 ¹						(365) ¹
Tennessee-STATE TOTAL.....	4,402		49,422	33,454 ¹						1,123
Circuit Court ¹	--		27,081	16,546 ¹						615
Law and Equity Court ¹	--		2,971	2,053 ¹						67
Chancery Court ¹	--		19,370	14,855 ¹						440
Texas-District Court, Criminal District Court, Domestic Relations Court, and Juvenile Court ¹	13,192	86,444 ¹	146,348 ¹	137,966 ¹	94,826 ¹	94 ¹	65 ¹	8,382 ¹	10 ¹	1,105 ¹
Utah-District Court ¹	1,316		9,230							701
Vermont-STATE TOTAL.....	492	4,310	4,493	4,537	4,266	101	96	-44	-1	913
Superior Court ¹	--	2,487	2,753	2,855	2,385	104	87	-102	-4	560
District Court ¹	--	1,699	611	543	1,767	89	289	68	4	124
Probate Court ¹	--	124	1,129	1,139	114	101	10	-10	-8	229
Virginia-STATE TOTAL.....	5,206		77,800	70,914				(6,886)		1,494
Circuit Court ¹	--		31,107	29,748				(1,359)		598
District Court ¹	--		46,693	41,166				(5,527)		897
Washington-Superior Court ¹	3,722		39,974							1,060
West Virginia-Circuit Court ¹	1,906	187	1,295	1,230	252	95	19	65	35	68
Wisconsin-Circuit Court and County Court ¹	4,613			19,234						(617)

Note: All available data are entered in the table and all appropriate calculations are included. Blank spaces indicate that either the data are not available or the calculations were not appropriate.

-- = Not applicable.

¹Data are not complete:

- Arizona-Pending data do not include adoption cases from Maricopa County.
- Arkansas-Chancery and Probate Court-Pending and disposed data do not include adoption cases.
- Georgia-Pending and disposed data do not include cases filed before July 1, 1970.
- Maine-District Court-Data reported in the table do not include marriage dissolution cases for two court locations or support/custody cases for twenty-six court locations.
- Nevada-Data were available for only one court location-the Second District (Washoe County). Approximately twenty-five percent of the total state population lives in this county.
- New Jersey-Superior Court-Pending and disposed figures do not include data for contested adoption cases. Filings are complete.
- New York-Supreme Court and County Court-No data were reported for the court located in Seneca County.
- Ohio-Pending data do not include "birth records" cases.
- Oregon-Circuit Court-Disposition data do not include adoption cases.
- Rhode Island-Disposed data do not include all support/custody or other domestic relations cases or any adoption cases. They do include marriage dissolution and bed and board cases. Filings are complete.
- South Dakota-Data reported for this court do not include any cases disposed by the lawyer registrars or lay registrars/clerks who serve the court.
- Tennessee-All courts-Disposition data are not available for the ten counties serving as pilot sites for the new computerized statistical reporting system.
- Texas-Data reported here are based on a less than complete number of monthly statistical reports received. The reporting rate for these courts was ninety-eight percent.

²Explanation of data included in the category:

- 10a-The disposed figure represents the number of cases closed by formal hearing.
- PData were not available for all courts in the state.

¹A civil case is counted with the filing of a petition or complaint.

²A civil case is counted when it is placed on the calendar (has reached issue).

³A civil case is counted at the date of issue.

⁴A civil case is not counted in the same way throughout the state.

Table 25: Estate caseload for trial courts, 1977.
State population. Courts reporting probate caseload. Disposed and end pending as a percent of
filed. Number and percent change in pending. Filed per 100,000 population

State and court title	State population in thousands	Beginning pending	Filed	Disposed	End pending	As percent of filed		Change in pending		Filed per 100,000 population
						Disposed	End pending	Number	Percent	
Alaska--Superior Court ¹	396		811							205
Arizona--Superior Court ¹	2,427	16,527	7,335	6,356	17,506	87	239	979	6	302
Arkansas--Chancery and Probate Court ¹	2,207	13,814 ¹	7,505	3,773 ¹	14,264 ¹			450 ¹	3 ¹	340
California--Superior Court ¹	22,350		64,910	62,125		95		(2,785)		290
Colorado--District Court and Denver Probate Court ^{1, 2}	2,596		6,413 ¹							238 ¹
Connecticut--Probate Court ¹	3,039		45,215							1,464
Delaware--Court of Chancery ¹	595	6,923	2,236	2,339	6,820	105	305	-103	-1	376
District of Columbia--Superior Court ²	682		2,502							367
Florida--Circuit Court ¹	8,889		40,113	40,440		101		(-327)		451
Guam--Superior Court ¹	111	754	166	93	827	56	498	73	10	150
Hawaii--Circuit Court ¹	916	7,026	2,035	1,879	7,182	92	353	156	2	223
Ideho--STATE TOTAL.....	883	3,502	4,169	3,796	3,875	91	93	373	11	472
District Court ¹	--	17	20	24	13	120	65	-4	-24	2
Magistrates Division ¹	--	3,485	4,149	3,772	3,862	91	93	377	11	470
Illinois--Circuit Court ¹	11,406		33,929	29,887		88		(4,042)		298
Indiana--STATE TOTAL.....	5,405	73,167	27,010	27,171	73,006	101	270	-161	<1	500
Superior Court and Circuit Court ¹	--	64,054	22,697	23,146	63,605	102	280	-449	<1	420
Probate Court ¹	--	9,113	4,313	4,025	9,401	93	218	288	3	80
Iowa--District Court ¹	2,914		23,202	17,213 ¹						796
Kansas--Probate Court ¹	2,318	17,642 ¹	9,052 ¹	11,391 ¹	19,760 ¹			2,118 ¹	12	391 ¹
Kentucky--County Court, Quarterly Court Police Court, and Justice Court ¹	3,575		20,547							575
Maryland--Circuit Court ¹	4,195		441	418		95		(23)		11
Massachusetts--Probate Court ¹	5,744		56,801							989
Michigan--Probate Court ¹	9,157			24,621	82,795					(269)
Minnesota--County Court ²	3,980	16,427 ¹	7,007 ¹	8,044	17,309 ¹			882 ¹	5 ¹	(802)
Mississippi--Chancery Court ¹	2,460		6,851							278
Montana--District Court ¹	771									
Nebraska--County Court ¹	1,554	21,281	10,325	9,640	21,966	93	213	685	3	664
Nevada--District Court ¹	678		482 ¹							
New Hampshire--Probate Court ²	872		12,132							1,391
New Jersey--Superior Court (Chancery Division and County Court ²	7,342		986							13
New York--STATE TOTAL.....	17,852	379 ¹	52,677 ¹	78,294	345 ¹			-34 ¹	-9	(439)
Family Court ¹	--	379	1,071	1,105	345	103	32	-34	-9	6
Surrogates' Court ¹	--	--	51,606 ¹	77,189						(432)
North Carolina--Superior Court ¹	5,668	43,630	31,742	29,222	46,150	92	145	2,520	6	560
North Dakota--STATE TOTAL.....	649		3,587	2,166		60		(1,421)		553
District Court ¹	--		41	17		41		(24)		6
County Court with Increased Jurisdiction ¹	--		1,928	1,033		57		(795)		282
County Probate Court ¹	--		1,718	1,116		65		(602)		265
Ohio--Court of Common Pleas ¹	10,771	68,239 ¹	77,793	75,782	69,944 ¹	97		1,709 ¹	2 ¹	722
Oklahoma--District Court ¹	2,866	16,672	13,543	11,943	18,272	88	135	1,600	10	473
Oregon--STATE TOTAL.....	2,439	14,924	6,667	6,370	15,221	96	228	297	2	273
Circuit Court ¹	--	14,193	6,381	6,087	14,447	95	226	294	2	262
District Court ¹	--	350	146	117	379	80	260	29	8	6
County Court ¹	--	421	140	166	395	119	282	-26	-6	6
Pennsylvania--Court of Common Pleas ¹	11,882	1,676	19,375	19,650	1,401	101	7	-275	-16	163
Tennessee--STATE TOTAL.....	4,402		1,540	690		45		(850)		35
Law and Equity Court ^{1, 2}	--		181	146		81		(35)		4
Chancery Court ^{1, 2}	--		1,359	544		40		(815)		31
Texas--County Court at Law, Constitutional County Court, and Probate Court ¹	13,192		59,911							454
Utah--District Court ¹	1,316	2,281	3,484	2,921	2,844	84	82	563	25	265
Vermont--Probate Court ¹	492	7,934 ¹	3,129	2,907 ¹	8,373 ¹			435 ¹	6 ¹	636
Washington--Superior Court ¹	3,772		16,164	12,355		76		(3,809)		429
Wisconsin--County Court ¹	4,613			44,628						(967)
Wyoming--District Court ¹	412			2,246 ¹						(545 ¹)

Notes: All available data are entered in the table and all appropriate calculations are included. Blank spaces indicate that either the data are not available or the calculations were not appropriate.

-- = Not applicable.

¹Data are not complete:

- Arkansas--Disposition and pending data include probate/wills/
intestate cases but do not include guardianship/conservatorship/
trusteeship or other estate cases. Filing data are complete.
- Colorado--Data for post-judgment actions filed in the Denver Probate
Court were available for a nine-month period only, due to a data
processing failure.
- Iowa--Disposition data do not include guardianship/conservatorship/
trusteeship cases. Filings are complete.
- Kansas--Only filing figures were given for trust accounts; only
disposition figures were given for other estate cases. As
a result, all data given for estate cases are incomplete, and
only beginning and end pending figures are comparable.
- Minnesota--Pending and filed figures include probate/wills/
intestate data only. Disposition data are complete.
- New York--Surrogates' Court--Filing figure does not include
administration proceedings.
- Nevada--Data were available for only one court location--the
Second District (Mesquite County). Approximately twenty-five
percent of the total state population lives in the county.

Ohio--Pending data do not include minor's settlement cases.

Tennessee--Law and Equity Court and Chancery Court--No disposition
data were available for either of these courts located in the ten
counties that are pilot sites for the new computerized statistical
reporting system.

Texas--Data contained in this table are based on less than the total
possible number of monthly reports received for these courts. The
reporting rate was ninety-seven percent.

Vermont--Pending and disposed data do not include cases filed before
January 1, 1976.

Wyoming--Data are not included for cases filed before 1974.
Data were not available for all courts in the state.

¹A civil case is counted with the filing of a petition or complaint.

²A civil case is counted when it is placed on the calendar (has
reached issue).

³A civil case is counted at the date of issue.

⁴A civil case is not counted in the same way throughout the state.

Table 26: Mental health caseload for trial courts, 1977.
State population. Courts reporting mental health caseload. Disposed and end pending as a percent of filed. Number and percent change in pending. Filed per 100,000 population

State and court title	State population in thousands	Beginning				As percent of filed		Change in pending		Filed (dis- posed) per 100,000 population
		pending	Filed	Disposed	End pending	Disposed	End pending	Number	Percent	
Alaska--Superior Court ¹	396		240							61
Arizona--Superior Court ^{1,2}	2,427	1,296 ¹	879	469 ¹	1,336 ¹			41 ¹	32 ¹	36
Arkansas--Chancery and Probate Court ¹	2,207		1,459							66
California--Superior Court ¹	22,350		5,451	4,925		90		(526)		24
Colorado--District Court, Denver Probate Court, and Denver Juvenile Court ¹	2,696	807	2,470	2,108	1,169	85	47	362	45	92
Connecticut--Probate Court ¹	3,089		1,921							62
Delaware--Court of Chancery ¹	595	20	337	265	92	79	27	72	360	57
District of Columbia--Superior Court ²	682	104	686	726	69	106	10	-35	-34	101
Florida--Circuit Court ¹	8,889		12,128	11,860		98		(268)		136
Illinois--Circuit Court ¹	11,406	1,473	8,290	8,211	1,302	99	16	-171	-12	73
Kansas--Probate Court ¹	2,318			2,983						(111)
Maine--District Court ¹	1,105		479 ¹							43 ¹
Massachusetts--District Court ¹	5,744		2,005							35
Minnesota--County Court ²	3,980			1,763						44
Mississippi--Chancery Court ¹	2,460		3,844							156
Nevada--District Court ^{1,3}	678		277 ¹							
New Hampshire--Probate Court ²	872		4							<1
New York--Family Court ¹	17,852	15	2	17	0			-15	-100	<1
North Dakota--STATE TOTAL.....	649			875						(135)
County Court with increased Jurisdiction ¹	--			734						(113)
County Probate Court ¹	--			141						(22)
Ohio--Court of Common Pleas ¹	10,771		8,019	7,787		97		(232)		74
Oklahoma--District Court ¹	2,866	953	2,531	2,392	1,092	95	43	139	15	88
Oregon--STATE TOTAL.....	2,439		3,415							140
Circuit Court ¹	--		3,404							140
County Court ¹	--		11							<1
Pennsylvania--Court of Common Pleas ¹	11,882	228	8,741	8,639	330	99	4	102	45	74
Utah--District Court ¹	1,316		802	829		103		(-27)		61
Vermont--STATE TOTAL.....	492	34	465	427	72	92	15	38	112	95
District Court ¹	--	34	459	422	71	92	15	37	109	95
Probate Court ¹	--	0	6	5	1					
Washington--Superior Court ¹	3,772		2,810							74

Note: All available data are entered in the table and all appropriate calculations are included. Blank spaces indicate that either the data are not available or the calculations were not appropriate.

-- = Not applicable.

¹Data are not complete:

Arizona--Disposed and pending figures do not include data from the court located in Maricopa County.

Maine--Mental health data were reported by two court locations only.

Nevada--Data were available for one court location only--the Second District (Washoe County). Approximately twenty-five percent of the total state population lives there.

¹A civil case is counted with the filing of a petition or complaint.

²A civil case is counted when it is placed on the calendar (has reached issue).

³A civil case is counted at the date of issue.

⁴A civil case is not counted in the same way throughout the state.

Table 27: Civil appeals caseflow for trial courts, 1977.
State population. Courts reporting civil appeals caseflow. Disposed and end pending as a percent of filed. Number and percent change in pending. Filed per 100,000 population

State and court title	State population in thousands	Beginning pending	Filed	Disposed	End pending	As percent of filed		Change in pending		Filed per 100,000 population
						Disposed	End pending	Number	Percent	
Alaska--Superior Court ¹	396		106							27
California--Superior Court ¹	22,350		10,232	9,053		88		(1,179)		46
Colorado--District Court and Denver Superior Court ¹	2,696		666							25
Connecticut--Superior Court ¹	3,089	101	141	129	113	91	80	12	12	5
Delaware--Superior Court ¹	595	240	232	179	293	77	126	53	22	39
District of Columbia--Superior Court ²	682	640	425	623	445	147	105	-195	-30	62
Florida--Circuit Court ¹	8,889		681	988		86		(93)		8
Hawaii--STATE TOTAL.....	916	282	90	95	277	106	308	-5	-2	10
District Court ¹	--	252	47	47	252	100	536	0	0	5
Tax Appeal Court ¹	--	30	43	48	25	112	58	-5	-17	5
Idaho--District Court ¹	883	157 ¹	225 ¹	175 ¹	207 ¹			78	92	50
Illinois--Circuit Court ¹	11,406	122,135	113,152	99,405	135,829	88	120	13,694	11	99.2
Kentucky--Circuit Court ¹	3,575		220							6
Maine--Superior Court ¹	1,105	196	224	167	253	75	113	57	29	20
Maryland--Circuit Court ¹	4,195		2,407	1,772		94		(635)		57
Massachusetts--STATE TOTAL.....	5,744	101								2
District Court ¹	--		89							2
Boston Municipal Court ¹	--		12							<1
Michigan--STATE TOTAL.....	9,157	1,304	1,465	1,259	1,510	86	103	206	16	16
Circuit Court ¹	--	517	750	594	673	79	90	156	30	8
Court of Claims ¹	--	787	715	665	837	93	117	50	6	8
Mississippi--Circuit Court ¹	2,460		376							15
Nebraska--Workman's Compensation Court ¹	1,554		803							52
New Hampshire--Superior Court ⁵	872	48	2	18	32			-16	-33	<1
New York--STATE TOTAL.....	17,852	3,732 ²	6,554 ¹	5,471 ¹	4,162 ²	83		(1,083) ¹		37 ¹
Supreme Court and County Court ^{1,1}	--		5,309 ¹	4,656 ¹		88 ¹		(653) ¹		30 ¹
Court of Claims ¹	--	3,732	1,245	815	4,162	65	334	430	12	7
North Dakota--District Court ¹	649		95	117		123		(-22)		15
Ohio--STATE TOTAL.....	10,771	2,467	4,269	3,260	3,476	76	81	1,009	41	40
Court of Common Pleas ¹	--	1,964	2,310	1,997	2,277	86	99	313	16	21
Court of Claims ¹	--	503	1,959	1,263	1,199	64	61	696	138	18
Oklahoma--STATE TOTAL.....	2,866	58 ²	99 ²	11,985	619 ²		6 ²	3 ²	5 ²	(418)
District Court ¹	--	581	989	958	612	97	62	31	5	35
Court of Bank Review ¹	--	8	5	6	7			-1		<1
Court of Tax Review ¹	--	0	1	1	0			0		<1
State Industrial Court ²	--			11,020						(385)
Oregon--Tax Court ¹	2,439	189	148	212	125	143	84	-64	-34	6
Puerto Rico--STATE TOTAL.....	3,321	247	239	264	222	110	93	-25	-10	7
Superior Court ¹	--	241 ¹	235 ¹	257 ¹	219 ¹	109 ¹	93 ¹	-22 ¹	-9 ¹	7 ¹
District Court ¹	--	6	4	7	3			-3		<1
Rhode Island--Superior Court ¹	955		61							6
Tennessee--STATE TOTAL.....	4,402		8,016	3,178 ¹						182
Circuit Court ^{1,1}	--		5,520	1,446 ¹						125
Law and Equity Court ^{1,1}	--		259	85 ¹						6
Chancery Court ^{1,1}	--		2,237	1,647 ¹						51
Texas--District Court and Criminal District Court ^{1,1}	13,192	66,737 ¹	28,502 ¹	27,427 ¹	67,812 ¹	96 ¹	238 ¹	1,075 ¹	2 ¹	216 ¹
Utah--District Court ¹	1,316		117	63		54		(54)		9
Vermont--Superior Court ¹	492	472 ¹	306 ¹	381 ¹	397 ¹	125	130	-75	-15	62
Virginia--Circuit Court ¹	5,206		2,351	1,470		63		(811)		45
Washington--Superior Court ¹	3,772		517							14

Note: All available data are entered in the table and all appropriate calculations are included. Blank spaces indicate that either the data are not available or the calculations were not appropriate.

-- = Not applicable.

¹Data are not complete:

New York--Supreme Court and County Court--No data were reported for the court located in Seneca County.

Puerto Rico--Superior Court--Data given do not include appeals of trial court cases. These cases are included in the data by casetype. There were

223 civil appeals of trial court cases filed; no other data were available.

Tennessee--All courts--Disposition data are not available for the ten counties serving as pilot sites for the new computerized statistical information system.

Texas--Data reported are based on a less than complete number of monthly statistical reports received. The reporting rate for these courts was ninety-eight percent.

^JExplanation of data included in the category:

Idaho--Data may include some juvenile appeals in addition to the civil appeals.

Vermont--Data also include criminal appeals, habeas corpus, and postconviction remedy cases.

^PData were not available for all courts in the state.

^{1A}A civil case is counted with the filing of a petition or complaint.

^{2A}A civil case is counted when it is placed on the calendar (has reached issue).

^{3A}A civil case is a new claim or an ancillary proceeding to an existing claim.

^{5A}A civil case is not counted in the same way throughout the state.

Table 28: General jurisdiction, limited jurisdiction, and all trial courts criminal caseflow, 1977. State adult population within unit of count groupings. Disposed and end pending as a percent of filed. Number and percent change in pending

State and unit of count	Adult population in thousands	General Jurisdiction courts								Limited	
		Beginning pending	Filed	Disposed	End pending	As percent of filed		Change in pending		Beginning pending	Filed
						Disposed	End pending	Number	Percent		
Informations, Indictments, or complaints											
Alaska.....	259	433 ^f	1,082	1,002	399 ^f	93		-34 ^f	-8 ^f		18,625
Arkansas.....	1,493	8,919	13,774	13,737	8,956	100	65	37	<		124,582 ^f
Arizona.....		696	725	1,060	361	146	50	-335	-48	--	--
Illinois.....	7,863	54,310 ^f	519,334	476,787	53,478 ^f	92		-832 ^f	-2 ^f		--
Indiana.....	3,705	30,129	50,139	50,785	29,483	101	59	-646	-2	21,569 ^p	90,985 ^p
Iowa.....	2,042	58,639	190,363	194,790	54,182	102	28	-4,427	-8	--	--
Kansas.....	1,668	2,589	19,835	14,412	8,012	73	40	5,423	209		
Maine.....	756	1,851	6,138	4,851	3,138	79	51	1,287	70		
Maryland.....	2,920	12,216 ^f	43,616	41,274	14,580 ^f	95		2,364 ^f	19 ^f		111,688
Massachusetts.....	4,157	46,414	35,254	40,850	43,355	116	123	-3,059	-7		248,264 ^f
Missouri.....	3,432	9,918	18,130	18,047	10,001	100	55	83	<	22,176 ^p	55,533 ^p
Montana.....	528										
New Jersey.....	5,208	29,625	29,038	28,210	30,453	97	105	828	3		332,976
North Dakota.....	449		1,083		1,056			(27)			17,696
Oklahoma.....	1,990	34,562 ^f	59,289	53,244	40,501 ^f	90		5,839 ^f	17 ^f		
Oregon.....	1,704	4,719	14,174	14,119	4,774	100	34	55	!	5,389 ^p	69,929
Rhode Island.....	672		3,153								30,118 ^p
South Carolina.....	1,947	8,618 ^f	30,829 ^f	29,670 ^f	9,772 ^f	96 ^f	32 ^f	1,159 ^f	13 ^f		76,226 ^p
South Dakota.....	476				92,037						--
Tennessee.....	3,020		30,062		19,211 ^f						--
Utah.....	804	894	3,352	2,999	1,250	89	37	401	47		35,524 ^f
Vermont.....	335	18	71		56	79	46	15	83	4,183	17,988
Wisconsin.....	3,251			136,577							
Wyoming.....	278	687 ^f	1,284	1,352 ^f	609 ^f			-78 ^f	-11 ^f		
Number of defendants											
Alabama.....	2,542	10,568	24,143	23,443	11,268	97	47	700	7	0 ^p	92,528 ^p
Arizona.....	1,987	5,857	13,231	13,243	5,845	100	44	-12	<		34,695 ^p
California.....	15,632		57,161	51,378		90		(5,781)			750,203
Colorado.....	1,846	10,031	15,690	13,880	12,415	88	79	2,384	24	11,743 ^p	42,368 ^p
Connecticut.....	2,237	3,893	4,522	4,339	3,876	100	86	-17	<	20,964	86,878
Delaware.....	408	1,357	4,097	3,860	1,594	94	39	237	17	1,397 ^p	39,061 ^p
District of Columbia.....	499	5,204	29,040	29,429	4,815	101	17	-389	-7		--
Florida.....	6,233		92,526	80,621		87		(11,905)			256,308
Georgia.....	3,435	21,828 ^f	45,989	42,214 ^f	25,603 ^f			3,775 ^f	17 ^f		65,816 ^p
Hawaii.....	613	2,105	1,992	1,530	2,567	77	129	462	22	4,080	36,585
Idaho.....	575	6,415	29,444	28,849	7,010	98	24	595	9		--
Kentucky.....	2,408		13,673								218,742
Louisiana.....	2,618		236,010								110,621 ^p
Michigan.....	6,290	19,204 ^f	124,796	48,722 ^f	15,323 ^f			-3,881 ^f	-20 ^f	95,687 ^f	280,403 ^f
Minnesota.....	2,783	2,343	10,012	9,821	2,240	98	22	197	10	16,834 ^f	69,255 ^f
Nebraska.....	1,096	1,287	6,561	5,492	2,356	84	36	1,069	83	18,058 ^p	45,538 ^p
Nevada.....	439		1,448 ^f								
New Mexico.....	787	2,329	4,656	4,178	2,807	90	60	478	21		24,270 ^p
New York.....	12,840	9,720 ^f	31,395	35,255	8,901 ^f	112		-819 ^f	-8 ^f	9,730 ^p	677,416
Ohio.....	7,497	6,880	30,835	31,135	6,580	101	21	-300	-4	31,26 ^p	292,862 ^p
Pennsylvania.....	8,912	25,064	73,058	67,877	26,279	93	36	1,215	5	4,450 ^p	497,873
Texas.....	8,756	69,751 ^f	81,838 ^f	83,110 ^f	68,479 ^f	102 ^f	84 ^f	-1,272 ^f	-2 ^f	181,367 ^p	929,756 ^f
Virginia.....	3,614	13,145	49,666	47,943	14,868	97	30	1,723	13		280,238
Washington.....	2,614		14,141	14,664		104		(-923)			117,374 ^f
Number of charges											
Puerto Rico.....		20,934	23,508	25,002	19,440	106	83	-1,494	-7	18,142 ^p	62,067 ^p
No consistent definition											
Mississippi.....	1,575		7,442								316,701 ^p
New Hampshire.....	595	5,129	6,992	6,636	5,485	95	78	356	7		
North Carolina.....	3,861	18,431	51,264	49,987	18,448	98	36	17	<	40,410	361,492
West Virginia.....	1,309	10,351	9,875	8,512	11,714	86	119	1,363	13		

Note: All courts in Louisiana, Nebraska, New Mexico, Hawaii, and Delaware are displayed in the number of defendants grouping because this is the unit of count grouping for the general jurisdiction court in each of these states. Data for all courts in Maryland are displayed with the number of Informations, Indictments, or complaints grouping since this is the unit of count for general jurisdiction courts in this state. All available data are entered in the table and all appropriate calculations are included. Blank spaces indicate that either the data are not available or the calculations were not appropriate.

-- = Not applicable.

[Data are not complete:

- Alaska-General jurisdiction court-Pending data include felony cases only.
- Limited jurisdiction courts-Pending data do not include other criminal cases from the District Court.
- Arizona-Limited jurisdiction courts-Incomplete data were reported for Justice of the Peace Courts located in ten counties.
- Arkansas-Limited jurisdiction courts-No data were reported for nine locations of the Municipal Court; six others reported only six-months of data. No data were reported for forty-five locations of the City Court, Police Court, and Justice of the Peace Court; incomplete data were reported for two others.
- Colorado-Limited jurisdiction courts-No filing or disposed data were available for the number of felony advisement preliminary hearing cases in which no complaint was lodged for the County Court located in Denver.
- Georgia-General jurisdiction court-Pending and disposed data do not include cases filed before July 1, 1970.
- Limited jurisdiction court-No data were available for the State Court located in DeKalb County.
- Illinois-General jurisdiction court-Pending data do not include conservation violations, ordinance violations, or misdemeanors from Cook County.
- Louisiana-Limited jurisdiction court-No data were available for two locations of the City Court and Parrish Court. Data for the entire year for the remaining locations of these courts were estimated, based on the data that were available.
- Maryland-General jurisdiction court-Pending data do not include sentence review only cases or adult offenses against juveniles.
- Limited jurisdiction court-Disposed data include adult offenses against juveniles only.
- Massachusetts-Limited jurisdiction court-No data were available for adult misdemeanor cases from the Juvenile Court in Worcester.

Table 28, page 2

Jurisdiction courts				All trial courts									
Disposed	End pending	As percent of filed		Change in pending		Beginning pending	Filed	Disposed	End pending	As percent of filed		Change in pending	
		Disposed	End pending	Number	Percent					Disposed	End pending	Number	Percent
2,693 ¹				244 ¹		433 ¹ P	19,707	3,695 ¹	399 ¹ P			210 ¹ P	30 ¹ P
--	--	--	--	--	--	8,919 ¹	138,356 ¹	13,737 ¹	8,956 ¹	146	50	-335	-48
67,385 ¹	45,169 ¹	74 ¹ P	90 ¹ P	23,600 ¹	109 ¹ P	54,310 ¹	519,334	476,787	53,478 ¹	92		-832 ¹	-2 ¹
--	--	--	--	--	--	51,698 ¹	141,124 ¹	118,170 ¹	74,652 ¹	84 ¹ P	53 ¹ P	22,954 ¹	44 ¹ P
10 ¹						58,609	190,363	194,790	54,182	102	28	-4,427	-8
44,590 ¹ P	26,372 ¹ P	80 ¹ P		4,196 ¹ P	19 ¹ P	2,889 ¹ P	19,833 ¹ P	14,412 ¹ P	6,012 ¹ P	7 ¹ P	4 ¹ P	5,423 ¹ P	20 ¹ P
299,513		90		(33,463)		1,851 ¹ P	6,138 ¹ P	4,851 ¹ P	3,138 ¹ P	7 ¹ P	51 ¹ P	1,287 ¹ P	70 ¹ P
14,368		81		(3,328)		12,216 ¹ P	195,304	41,284 ¹	14,580 ¹ P			2,364 ¹ P	19 ¹ P
65,560	6,388 ¹ P	94		1,005 ¹ P	19 ¹ P	46,414 ¹ P	283,918 ¹	40,850 ¹	43,355 ¹ P			-5,099 ¹ P	-7 ¹ P
34,220 ¹ P						32,094 ¹	73,663 ¹ P	62,637 ¹ P	36,373 ¹ P	85 ¹ P		4,273 ¹ P	13 ¹ P
299,513		90		(33,463)		29,625 ¹	362,014	327,723	30,453 ¹	91		828 ¹ P	3 ¹ P
14,368		81		(3,328)		18,779	15,424	15,424	82			(3,355)	
65,560	6,388 ¹ P	94		1,005 ¹ P	19 ¹ P	34,562 ¹ P	99,289 ¹	53,244 ¹	40,501 ¹ P	90 ¹ P		5,939 ¹ P	17 ¹ P
34,220 ¹ P						10,102 ¹ P	84,103	79,679	11,162 ¹ P	95		1,060 ¹ P	10 ¹ P
--	--	--	--	--	--	8,618 ¹ P	33,271 ¹ P	34,220 ¹ P	92,037			1,153 ¹ P	13 ¹ P
18,021	4,150	100	23	-33	<-1	30,062 ¹	107,055 ¹	29,670 ¹	9,777 ¹ P				
33,804 ¹						894 ¹	38,870 ¹	2,999 ¹	1,250 ¹			401 ¹ P	47 ¹ P
--	--	--	--	--	--	4,201	18,059	18,077	4,183	100	23	-18	<-1
72,020 ¹	20,508 ¹	78 ¹ P	23 ¹ P	20,508 ¹		687 ¹ P	1,284 ¹	1,352 ¹ P	609 ¹ P	105 ¹ P	47 ¹ P	-78 ¹ P	-11 ¹ P
690,242		92		(59,961)		10,568 ¹	116,671 ¹ P	95,463 ¹	31,776 ¹	82 ¹ P	27 ¹ P	21,208 ¹	
41,627 ¹ P	12,484 ¹ P	98 ¹ P		741 ¹ P	6 ¹ P	5,857 ¹	47,926 ¹ P	13,243 ¹	5,845 ¹			12 ¹	<-1 ¹ P
91,044	16,798	105	19	-4,166	20	807,364	741,620	741,620	24,899 ¹	92		(65,744)	
16,942 ¹	1,548 ¹ P			151 ¹ P	11 ¹ P	21,774 ¹	58,058 ¹ P	55,507 ¹ P	24,899 ¹	96 ¹ P		3,125 ¹ P	14 ¹ P
213,989		83		(42,319)		91,044	95,583	20,674	105	23		-4,183	-17
59,347 ¹ P		89 ¹ P		(7,469) ¹ P		2,754 ¹	43,158 ¹	20,802 ¹	3,142 ¹ P			388 ¹ P	14 ¹ P
35,645	5,020	97	14	940	23	5,204	29,040	29,429	4,815	101	17	-389	-7
--	--	--	--	--	--	348,834	294,610	294,610	84			(54,224)	
273,495 ¹	102,595 ¹	98 ¹	37 ¹	6,908 ¹	7 ¹	21,828 ¹	112,805 ¹ P	101,561 ¹ P	25,603 ¹	90 ¹ P		(11,244) ¹ P	
64,874	21,631 ¹			4,797 ¹	28 ¹	6,185	38,577	37,175	7,587	96	20	1,402	23
43,707 ¹	19,889 ¹	96 ¹	44 ¹	1,831 ¹	10 ¹	6,415	29,444	28,849	7,010	98	24	595	9
441,802 ¹	13,991 ¹ P			4,261 ¹ P	44 ¹ P	232,415	346,631 ¹ P						
296,306 ¹	27,924 ¹	101 ¹ P	10 ¹ P	3,343 ¹ P	11 ¹ P	114,891 ¹	405,195 ¹	322,217 ¹	117,918 ¹			3,027 ¹	3 ¹
410,265 ¹	4,934 ¹			48 ¹	11 ¹	18,877 ¹	79,267 ¹	74,695	23,871 ¹	30		4,994 ¹	26 ¹
677,567 ¹	186,511 ¹ P	73 ¹		5,144 ¹ P	3 ¹ P	19,345 ¹	52,099 ¹	49,199 ¹	22,245 ¹	94 ¹	43 ¹	2,900 ¹	15 ¹ P
261,861		93		(18,377)		2,329 ¹	28,926 ¹	4,178 ¹	2,807 ¹			478 ¹	21 ¹ P
155,460	15,635 ¹ P			-2,507 ¹ P	-14 ¹ P	19,450 ¹ P	708,811	477,057 ¹	22,892 ¹ P			3,442 ¹ P	18 ¹ P
29,998						38,147 ¹	323,797 ¹	327,441 ¹	34,504 ¹	101 ¹ P	11 ¹ P	-3,643 ¹	-10 ¹ P
347,039		96		(14,453)		29,514 ¹	570,931	478,142 ¹	31,213 ¹			1,699 ¹	6 ¹
28,269 ¹ P						251,118 ¹ P	1,011,594 ¹	760,677 ¹	254,990 ¹ P			3,872 ¹ P	21 ¹ P
						13,149 ¹	329,904	309,804	14,868 ¹	94		(20,100)	
						131,515 ¹	14,664 ¹ P						
						5,129 ¹	6,992 ¹	36,634	5,485 ¹	78 ¹ P		35 ¹ P	7 ¹ P
						58,841	412,756	397,026	19,448 ¹	96		(15,730)	
						10,351 ¹	9,875 ¹	36,781 ¹ P	11,714 ¹	119 ¹ P		1,363 ¹ P	13 ¹ P

Michigan-General Jurisdiction courts-Pending and disposed data do not include misdemeanor or ordinance violation cases from the Recorder's Court of Detroit.

Minnesota-Limited Jurisdiction courts-No data were available for the Municipal Court located in Troy.

Missouri-Limited Jurisdiction courts-No pending or filed data were available for other family criminal cases in the County Court.

Missouri-Limited Jurisdiction courts-No data were available for twenty locations of the Magistrate Court; another fourteen locations reported filings only.

Nevada-General Jurisdiction courts-Data were only available for the court located in the Second District (Washoe County). Approximately twenty-five percent of the total state population lives there.

New York-General Jurisdiction courts-Pending data do not include felony/misdemeanor indictments outside New York City.

Limited Jurisdiction courts-Pending and disposed data for the Criminal Court of the City of New York do not include ordinance violation cases.

Oklahoma-General Jurisdiction courts-Pending data do not include postconviction remedy cases.

Oregon-Limited Jurisdiction courts-Data for the Justice Court were available for 26 of the 44 court locations. Data for the Municipal Court were available for 94 of the 170 court locations.

Tennessee-General Jurisdiction courts-Disposed data were not available for courts located in the ten counties serving as pilot sites for the new computerized information system.

Texas-All courts-All data reported in this table are based on an incomplete number of monthly reports. The reporting rates for the various courts were: District Court and Criminal District Court-ninety-eight percent; Constitutional County Court and County Court at Law-ninety-seven percent; Municipal Court-ninety-four percent; Justice of the Peace Courts-seventy-seven percent.

Utah-Limited Jurisdiction courts-The only data that were available for the Justice Court covered the six-month period from January 1, 1977 to June 30, 1977. These data were available for 149 of the 179 justices of the peace in 769 individual monthly reports.

Washington-Limited Jurisdiction courts-No data were available for eleven locations of the Municipal Court.

West Virginia-Limited Jurisdiction courts-No data were received for three locations of the Magistrate Court; incomplete data were available for thirteen others.

Wyoming-General Jurisdiction courts-Pending and disposed data do not include cases filed before 1974.

Explanation of data included in the category:

South Carolina-General Jurisdiction courts-Data reported include criminal cases handled by the South Carolina County Court and the Civil and Criminal Court, both of which are courts of limited jurisdiction.

PData were not available for all courts in the state.

Table 29: Composition of criminal case filings in general jurisdiction courts, 1977.
State and court. Criminal case categories

State and court title	Criminal cases filed										
	Felony	Misdemeanor	Felony/ misdemeanor	Preliminary hearing	Ordnance Violation	Appeal	Extraordinary writ	Postconviction remedy	Sentence review only	Other criminal	Total criminal
Alabama--Circuit Court	17,533 ^l			NH	NH					NH	24,143
Alaska--Superior Court	752	32		NH	NH	130				168	1,082
Arizona--Superior Court	10,320	2,911 ^l		NH	NH	(j)				NH	13,231
Arkansas--Circuit Court	8,041	5,733 ^l		NH	NH	(j)					13,774
California--Superior Court	54,653	NH	NH	NH	NH	2,508					57,161
Colorado--District Court, Denver Superior Court, Denver Juvenile Court, and Denver Probate Court ..	10,882				NH	385				4,423	15,690
Connecticut--Superior Court			4,464			58	NH				4,522
Delaware--Superior Court			4,097 ^l	NH	NH	(j)				NH	4,097
District of Columbia--Superior Court	3,417	12,872		7,786	3,098	NH				1,867	29,040
Florida--Circuit Court	91,901	NH	NH		NH	625				NH	92,526
Georgia--Superior Court	30,291	15,698			NH	NH	NH			NH	45,989
Guam--Superior Court	356		369								725
Hawaii--Circuit Court	1,656	297		NH	NH	NH				39	1,992
*Idaho--STATE TOTAL	2,937	21,001		5,410		96				NH	29,444
District Court	2,937	291		NH	NH	96				NH	3,324
Magistrates Division	NH	20,710		5,410						NH	26,120
*Illinois--Circuit Court	31,663	430,146		57,525		NH					519,334
Indiana--STATE TOTAL		16,147	16,710		2,016					15,266	50,139
Superior Court and Circuit Court ..		16,147	14,806		2,016					15,220	48,189
Criminal Court of Marion County ...			1,904							46	1,950
*Iowa--District Court	18,542	67,384		21,062	83,375						190,363
Kansas--District Court	9,444	9,350		NH	NH	1,041					19,835
Kentucky--Circuit Court			12,699 ^l	NH	NH	974	(j)			NH	13,673
Louisiana--District Court											236,010
Maine--Superior Court	3,094	2,523		NH	(j)		NH	NH	NH	521 ^j	6,138
Maryland--Circuit Court			37,564	NH	NH	5,304		441	322		43,631
Massachusetts--Superior Court											35,254
Michigan--STATE TOTAL	37,787	6,783			79,668	558					124,796
Circuit Court	25,614			NH	NH	558					26,172
Recorder's Court of Detroit	12,173	6,783			79,668	NH	NH				98,624
Minnesota--District Court					NH						10,012
Mississippi--Circuit Court	6,729			NH	NH	(j)				71 ^{3j}	
Missouri--Circuit Court and Court of Common Pleas				NH	NH						18,130
Montana--District Court					NH						
Nebraska--District Court	3,804 ^l	(j)			NH	2,757 ^k					6,561
Nevada--District Court ^l			1,448	NH	NH						1,448
New Hampshire--Superior Court			4,171		NH	2,821				NH	6,992
New Jersey--Superior Court (Law Division and Chancery Division) and County Court	25,748				NH	3,063	227				29,038
New Mexico--District Court			4,656		NH						4,656
New York--Supreme Court and County Court			31,395	NH	NH					NH	
North Carolina--Superior Court	29,584			NH	NH	21,680				NH	51,264
North Dakota--District Court	901		33	NH	NH	100	12			37	1,083
Ohio--Court of Common Pleas	30,835	NH	NH	NH	NH			NH	NH		30,835
Oklahoma--District Court	20,819	37,456			NH	636		378			59,289
Oregon--Circuit Court		NH	NH		NH						

State and court title	Criminal cases filed										Total criminal
	Felony	Misdemeanor	Felony/ misdemeanor	Preliminary hearing	Ordinance violation	Appeal	Extraordinary writ	Postconviction remedy	Sentence review only	Other criminal	
Pennsylvania--Court of Common Pleas..			63,045			9,167		846			73,058
Puerto Rico--Superior Court	12,209	10,400		899	NH	(j)	NH				23,508
Rhode Island--Superior Court	2,267	601			NH	285					3,153
South Carolina--Circuit Court			30,829	NH							30,829
South Dakota--Circuit Court											
Tennessee--Circuit Court and Criminal Court	14,366	4,678	11,018	NH	NH						30,062
Texas--District Court and Criminal District Court ¹	68,836 ¹	5,985 ¹			NH	NH		1,444 ¹		5,573 ¹	81,838 ¹
Utah--District Court			2,759	NH	NH	593					3,352
Vermont--Superior Court	51	1			NH	(1)		19		NH	71 ¹
Virginia--Circuit Court	27,762	21,482		NH	NH		422			NH	49,666
Washington--Superior Court			10,738	NH	NH	3,403	NH			NH	14,141
West Virginia--Circuit Court.....				NH	NH						9,875
Wisconsin--Circuit Court and and County Court.....											
Wyoming--District Court.....	1,284	NH	NH	NH	NH						1,284

Note: All available data are entered in the table. Blank spaces indicate that the data are not available.

X = The data for this casetype are known to be included in the total but were not available by category.
 NH = This casetype is not handled by this court.

*These states have a single-tier trial court. These courts have no limited jurisdiction courts under them, so included in their caseload are cases that would be heard by limited jurisdiction courts elsewhere.

¹Data are not complete:

Alabama-- Felony filings only include indictments. All felony cases are included in the total criminal figure.
 Nevada--Data are available for only one district--the Second District (Washoe County). This county contains 25 percent of the total state population.
 South Dakota--No data are included for cases heard by the lawyer magistrates or lay magistrate/clerks who serve this court.
 Texas--The figures reported for this court are based on an incomplete number of monthly reports. The reporting rate was ninety-eight percent.
 Vermont-- Criminal appeals data could not be separated from the more numerous civil appeals data, and, as a result, are not included in the total reported here.

^JExplanation of data included in the category:

Arizona-- Appeal data are included in the misdemeanor figures.
 Arkansas-- Appeal data are included in the misdemeanor figures.
 Delaware-- Appeal data are included in the felony/misdemeanor figures.
 Kentucky-- Extraordinary writs data are included in the felony/misdemeanor figures.
 Maine-- Ordinance violation data are included in the other criminal figures.
 Mississippi-- Appeal data are included in the other criminal figures.
 Nebraska--The felony category may include a few misdemeanor cases.
 Puerto Rico-- Appeal data are included in all the other listed categories by casetype. There were 306 criminal appeals filed. These are not listed separately to avoid double counting.

^kAdditional information:

Nebraska--figures for criminal appeals include some civil appeals cases, also.

Table 30: Composition of criminal case dispositions in general jurisdiction courts, 1977.
State and court. Criminal case categories

State and court title	Criminal cases disposed										Total criminal
	Felony	Misdemeanor	Felony/ misdemeanor	Preliminary hearing	Ordinance Violation	Appeal	Extradition writ	Postconviction remedy	Sentence review only	Other criminal	
Alabama--Circuit Court				NH	NH					NH	23,443
Alaska--Superior Court	764			NH	NH						1,002
Arizona--Superior Court	10,268	2,975		NH	NH	(J)				NH	13,243
Arkansas--Circuit Court	7,710	6,027 ^J		NH	NH	(J)					13,737
California--Superior Court	49,111	NH	NH	NH	NH	2,267					51,378
Colorado--District Court, Denver Superior Court, Denver Juvenile Court, and Denver Probate Court ..					NH						13,880
Connecticut--Superior Court			4,486			53	NH				4,539
Delaware--Superior Court			3,860 ^J	NH	NH	(J)				NH	3,860
*District of Columbia--Superior Court.	3,405	13,349		7,815	2,997					1,863	29,429
Florida--Circuit Court	80,162	NH	NH		NH	459				NH	80,621
Georgia--Superior Court	27,665 ¹	14,549 ¹			NH	NH	NH				42,214 ¹
Guam--Superior Court	310		750								1,060
Hawaii--Circuit Court	1,271	235		NH	NH	NH				24	1,530
*Idaho--STATE TOTAL	2,754	20,835		5,160		100				NH	28,849
District Court	2,754	325		NH	NH	100				NH	3,179
Magistrates Division		20,510		5,160						NH	25,670
Illinois--Circuit Court	31,462	389,830			55,495	NH					476,787
Indiana--STATE TOTAL		13,696	18,836	1,992					16,261		50,785
Superior Court and Circuit Court ..		13,696	16,819	1,992					16,210		48,717
Criminal Court of Marion County ...			2,017							51	2,068
*Iowa--District Court	17,880	69,624		20,604	86,682						194,790
Kansas--District Court	7,276	6,009		NH	NH	1,127					14,412
Kentucky--Circuit Court				NH	NH					NH	
Louisiana--District Court											
Maine--Superior Court	2,346	2,042		NH	(J)		NH	NH	NH	463 ^J	4,851
Maryland--Circuit Court			35,231	NH	NH	5,304		417	332		41,284
Massachusetts--Superior Court											40,850
Michigan--STATE TOTAL	41,982	6,161				579					48,722 ¹
Circuit Court	25,737			NH	NH	579					26,316
Recorder's Court of Detroit	16,245	6,161				NH	NH				22,406 ¹
Minnesota--District Court											9,821
Mississippi--Circuit Court				NH	NH						
Missouri--Circuit Court and Court of Common Pleas				NH	NH						18,047
Montana--District Court											
Nebraska--District Court	3,476 ^J	(J)				2,016 ^K					5,492
Nevada--District Court ¹				NH	NH						
New Hampshire--Superior Court			4,488		NH					NH	

State and court title	Criminal cases disposed										Total criminal	
	Felony	Misdemeanor	Felony/ misdemeanor	Preliminary hearing	Ordinance Violation	Appeal	Extraordinary writ	Postconviction remedy	Sentence review only	Other criminal		
New Jersey--Superior Court (Law Division and Chancery Division) and County Court	24,648				NH	3,336	226					28,210
New Mexico--District Court			4,178		NH							4,178
New York--Supreme Court and County Court			35,255	NH	NH						NH	35,255
North Carolina--Superior Court	28,819			NH	NH	21,168					NH	49,987
North Dakota--District Court	865		39	NH	NH	94	13				45	1,056
Ohio--Court of Common Pleas	31,135	NH	NH	NH	NH	NH		NH	NH			31,135
Oklahoma--District Court	18,174	34,386			NH	416		268				53,244
Oregon		NH	NH		NH							
Pennsylvania--Court of Common Pleas..			58,606			8,528		743				67,877
Puerto Rico--Superior Court	14,365	9,744		893	NH	(J)	NH					25,002
Rhode Island--Superior Court					NH							
South Carolina--Circuit Court			29,670	NH								29,670
South Dakota--Circuit Court	2,398	89,639										92,037
Tennessee--Circuit Court and Criminal Court	14,294 ¹	4,917 ¹		NH	NH							19,211 ¹
Texas--District Court and Criminal District Court ¹	72,092 ¹	5,211 ¹			NH	NH		1,554 ¹			4,253 ¹	83,110 ¹
Utah--District Court			2,606	NH	NH	393						2,999
Vermont--Superior Court	35	0			NH	(I)		21			NH	56 ¹
Virginia--Circuit Court	27,876	19,658		NH	NH		409				NH	47,943
Washington--Superior Court				NH	NH		NH				NH	14,664
West Virginia--Circuit Court												8,512
Wisconsin--Circuit Court and County Court			73,664								62,913	136,577
Wyoming--District Court	1,352 ¹	NH	NH	NH	NH							1,352 ¹

Note: All available data are entered in the table. Blank spaces indicate that the data are not available.

X = The data for this casetype are known to be included in the total but were not available by category.
 NH = This casetype is not handled by the court.

*These states have a single-tier trial court. These courts have no limited jurisdiction courts under them, so included in their caseload are cases that would be heard by limited jurisdiction courts elsewhere.

¹Data are not complete:

- Georgia--Disposition data include cases filed after July 1, 1970. Cases filed before that date have not been entered into the computerized information system so data on them are not available.
- Michigan--Disposed data for the Recorder's Court of Detroit and for the state total do not include ordinance violations.
- Nevada--Data are available for only one district--the Second District (Washoe County). This county contains 25 percent of the total state population.
- South Dakota--No data are included for cases heard by the lawyer magistrates or lay magistrate/clerks who serve this court.
- Tennessee--No data are included for courts in ten counties selected as pilot sites for the new computerized statistical information system.
- Texas--The figures reported for this court are based on an incomplete number of monthly reports. The reporting rate was ninety-eight percent.
- Vermont--Criminal appeals data could not be separated from the more numerous civil appeals data, and, as a result, are not included in the total reported here.
- Wyoming--Disposition data do not include cases filed prior to 1974.

^JExplanation of data included in the category:

- Arizona--Appeal data are included in the misdemeanor figures.
- Arkansas--Appeal data are included in the misdemeanor figures.
- Delaware--Appeal data are included in the felony/misdemeanor figures.
- Kentucky--Extraordinary writs data are included in the felony/misdemeanor figures.
- Maine--Ordinance violation data are included in the other criminal figures.
- Mississippi--Appeal data are included in the other criminal figures.
- Nebraska--The felony category may include a few misdemeanor cases.
- Puerto Rico--Appeal data are included in all the other listed categories by casetype. There were 306 criminal appeals filed. These are not listed separately to avoid double counting.

^KAdditional information:

- Nebraska--Figures for criminal appeals include some civil appeals, also.

Table 31: Felony caseload for general jurisdiction courts, 1977.
State adult population within unit of count groupings. Courts reporting felony caseload.
Disposed and end pending as a percent of filed. Number and percent change in pending. Filed per 100,000 adult population

State, court title, and unit of count	Adult population in thousands	Beginning pending	Filed	Disposed	End pending	As percent of filed		Change in pending		Filed per 100,000
						Disposed	End pending	Number	Percent	
Informations, indictments, complaints										
Alaska--Superior Court ⁶	259	433	752	764	399	102	53	-34	-8	290
Arkansas--Circuit Court ⁶	1,493	5,454	8,041	7,710	5,785	96	72	331	6	539
Guam--Superior Court ⁷		173	356	310	219	87	62	46	27	
Illinois--Circuit Court ⁷	7,863	20,511	31,663	31,462	20,355	99	64	-156	<-1	403
Iowa--District Court ⁶	2,042	11,422 ¹	18,542	17,880	12,078 ¹	96		656 ¹	6 ¹	908
Kansas--District Court ^{6,7}	1,668	1,767	9,444	7,276	3,935	77	42	2,168 ⁸	12 ⁸	566
Maine--Superior Court ⁷	756	815	3,094	2,346	1,563	76	51	748	92	409
Mississippi--Circuit Court ⁶	1,575		6,729							427
New Jersey--Superior Court (Law Division) and County Court ⁶	5,208	28,724	25,748	24,648	29,824	96	116	1,100	4	494
North Dakota--District Court ⁶	449		901	865		96		(36)		201
Oklahoma--District Court ⁶	1,990	18,275	20,819	18,174	20,920	87	100	2,645	14	1,046
Oregon--Circuit Court ¹¹	1,704	4,719	14,174	14,119	4,774	100	34	55	1	832
Rhode Island--Superior Court ⁶	672		2,267							337
South Dakota--Circuit Court ^{1,6}	476			2,398 ¹						(504) ¹
Tennessee--Circuit Court and Criminal Court ⁵	3,020	6,922	14,366	14,294	6,964	99	48	42	<1	476
Vermont--STATE TOTAL.....	335	944	2,670	2,580	1,034	97	39	90	10	797
Superior Court ⁵	--	9	51	35	25	69	49	16		15
District Court ⁷	--	935	2,619	2,545	1,009	97	39	74	8	782
Wyoming--District Court ^{1,6}	278	687 ¹	1,284	1,352 ¹	609 ¹			-78 ¹	-11 ¹	462
Number of defendants										
Alabama--Circuit Court ⁸	2,542		17,533 ¹							690 ¹
Arizona--Superior Court ⁸	1,567	4,839	10,320	10,268	7,891	99	76	52	1	659
California--Superior Court ⁸	15,632		54,653	49,111		90		(5,542)		350
Colorado--District Court ²	1,846		10,882							589
District of Columbia--Superior Court ⁹	499	1,476	3,417	3,405	1,489	100	44	12	<1	685
Florida--Circuit Court ⁹	6,233		91,901	80,162		87		(11,739)		1,474
Georgia--Superior Court ^{1,9}	3,435	13,405 ¹	30,291	27,563 ¹	16,031 ¹			2,626 ¹	20 ¹	882
Hawaii--Circuit Court ⁸	613	1,622	1,656	1,271	2,007	77	121	385	24	270
Ideho--District Court ⁸	575	919	2,937	2,754	1,102	94	38	183	20	511
Michigan--STATE TOTAL.....	6,290	18,664	37,787	41,982	14,804	111	39	-3,860	-21	601
Circuit Court ⁹	--	12,128	25,614	25,737	12,005	100	47	-123	-1	407
Recorder's Court of Detroit ⁹	--	6,536	12,173	16,245	2,799	133	23	-3,737	-57	194
Nebraska--District Court ²	1,096		762	3,804	3,476	91	29	328	43	347
Ohio--Court of Common Pleas ⁸	7,497	6,880	30,835	31,135	6,580	101	21	-300	-4	411
Texas--District Court and Criminal District Court ¹⁸	8,756	56,096 ¹	68,836 ¹	72,092 ¹	52,840 ¹	105 ¹	77 ¹	-3,256 ¹	-6 ¹	786 ¹
Virginia--Circuit Court ⁸	3,614	8,655	27,762	27,876	8,541	100	31	-114	-1	768
Number of charges										
Puerto Rico--Superior Court ¹⁰		12,989	12,209	14,365	10,833	118	89	-2,156	-17	
No consistent definition										
North Carolina--Superior Court, ¹²	3,861	10,608	29,584	28,819		97		(765)		766

Note: All available data are entered in the table and all appropriate calculations are included. Blank spaces indicate that either the data are not available or the calculations were not appropriate.
 -- = Not applicable.

¹Data are not complete:

- Alabama--Data reported only include felony indictments; data on miscellaneous felony cases were not available.
- Georgia--Pending and disposed data for this court do not include cases filed before July 1, 1970.
- South Dakota--No data were available on cases heard by the lower registrars and lay magistrate/clerks who also serve this court.
- Texas--Data contained in this table are based on a less than complete number of monthly reports received for this court. The reporting rate was ninety-eight percent.
- Wyoming--Pending and disposed data do not include cases filed before 1974.

²Explanation of data included in the total:

- Iowa--Pending data include appeals cases in addition to the felony cases.

³Additional information:

- Kansas--Most of the trial courts in Kansas were unified on January 10, 1977, in the middle of the 1977 court year. As a result, cases from the courts that were eliminated were added to the caseload of the District Court, resulting in the large jump in its caseload during the year.

⁶The criminal case unit of count is the number of informations or indictments.

⁷The criminal case unit of count is the number of informations, indictments, or complaints.

⁸The criminal case unit of count is the number of defendants on the information, or indictment.

⁹The criminal case unit of count is the number of defendants on the information, indictment, or complaint.

¹⁰The criminal case unit of count is the number of charges.

¹¹The criminal case unit of count is the case number assigned to the information, indictment, or complaint at arraignment.

¹²The criminal case unit of count is not consistent statewide.

Table 32: Misdemeanor caseflow for trial courts, 1977.
State adult population within unit of court groupings. Courts reporting misdemeanor caseflow.
Disposed and end pending as a percent of filed. Number and percent change in pending. Filed
per 100,000 adult population

State, court title, and unit of court	Adult population		As percent of filed			Change in pending		Filed per 100,000 population		
	In thousands	Beginning pending	Filed	Disposed	End pending	Number	Percent			
Informations, indictments, complaints										
Alaska--STATE TOTAL.....	259		15,044	1,320 ^P				5,808		
Superior Court ⁵	--		32					12		
District Court ⁷	--		13,533					5,225		
Magistrates Court ⁷	--		1,479			89	(159)	571		
Arkansas--STATE TOTAL.....	1,493	3,465 ^P	130,315 ^I	6,027 ^P	3,171 ^P		-294 ^P	-8 ^P	8,728 ^I	
Circuit Court ⁶	--	3,465 ^J	5,733 ^J	6,027 ^J	3,171 ^J	105 ^J	5 ^J	-294 ^J	-8 ^J	384 ^J
Municipal Court ^{1,7}	--		113,761 ^I						7,620 ^I	
City Court, Police Court, and Justice of the Peace Court ^{1,7}	--		10,821 ^I						725 ^I	
Guam--Superior Court ⁷		523	369	750	142	203	38	-381	-73	
Illinois--Circuit Court ⁷	7,863	33,799 ^I	430,146 ^J	389,830 ^J	33,123 ^J	91		-676 ^J	-2 ^J	5,471 ^J
Indiana--STATE TOTAL.....	3,705	24,904	105,933	79,992	50,845	76	48	25,941	104	2,859
Superior Court and Circuit Court ⁷	--	3,489	16,147	13,696	5,940	85	37	2,451	70	436
County Court ⁷	--	6,663	31,337	28,011	9,989	89	32	3,326	50	846
Municipal Court of Marion County ⁷	--	14,729	58,423	38,244	34,908	65	60	20,179	137	1,577
Juvenile Court of Marion County ⁷	--	23	26	41	8	158	31	-15	-65	<1
Iowa--District Court ⁶	2,042	8,850 ^I	67,384	69,624	6,616 ^I	103		(-2,240)		3,300
Kansas--District Court ⁷	1,668	332	9,350	6,009	3,673	64	39	3,341	1,006	561
Maine--Superior Court ⁷	756	722	2,523	2,042	1,203	81	48	481	67	334
Massachusetts--STATE TOTAL.....	4,157		231,588 ^I							5,571 ^I
District Court ⁷	--		200,888 ^J							4,833 ^J
Boston Municipal Court ⁷	--		25,924							624
Housing Court ⁷	--		4,742							114
Juvenile Court ⁷	--		34 ^I							<1 ^I
Missouri--St. Louis Court of Criminal Correction ⁷	3,432		15,871 ^J	12,922		81		(2,955)		463 ^J
Nebraska--County Court ⁷	1,096	12,199	32,388	30,833	13,754	95	43	1,555	13	2,955
New Mexico--Magistrate Court ^{b,7}	787		15,572							1,979
North Dakota--STATE TOTAL.....	449		16,354	13,299		81		(3,055)		3,642
District Court ⁵	--		33	39		118		(-6)		7
County Court with Increased Jurisdiction ^{1,7}	--		11,030	8,338		77		(2,492)		2,457
County Justice Court ^{1,7}	--		5,291	4,722		89		(569)		1,178
Oklahoma--District Court ⁶	1,990	15,455	37,456	34,386	18,529	92	49	3,074	20	1,882
Oregon--STATE TOTAL.....	1,704	876 ^I	42,642 ^I	39,304 ^I	1,133 ^I	92 ^I		297 ^I	29 ^I	2,502 ^I
District Court ¹¹	--		36,595	33,474		92		(3,081)		2,145
Justice Court ^{1,11}	--	876 ^I	6,087 ^I	5,830 ^I	1,133 ^I	96 ^I	19 ^I	297 ^I	29 ^I	357 ^I
Rhode Island--STATE TOTAL.....	672		23,312	25,881 ^P						3,543
Superior Court ⁵	--		601							89
District Court ⁷	--		23,211 ^J	25,881 ^J		112 ^J		(-2,670) ^J		3,454 ^J
South Carolina--Magistrate Court ⁶	1,947		60,314							3,098
South Dakota--Circuit Court ^{1,6}	476			89,639 ^I						(16,832) ^I
Tennessee--Circuit Court and Criminal Court ⁶	3,020		4,678	4,917		105		(-239)		155
Utah--STATE TOTAL.....	804		18,087 ^I							2,250 ^I
Juvenile Court.....	--		270							34
City Court ⁷	--		9,103 ^J							1,122 ^J
Justice of the Peace Court.....	--		8,714 ^I							1,084 ^I
Vermont--STATE TOTAL.....	335	3,248	15,370	15,476	3,142	101	20	-106	-3	4,588
Superior Court ⁵	--	0	1	0	1					<1
District Court ⁷	--	3,248	15,369	15,476	3,141	101	20	-107	-3	4,578
West Virginia--Magistrate Court ¹³	1,309			25,126 ^I						(1,919) ^I
Number of defendants										
Arizona--STATE TOTAL.....	1,567	1,018 ^P	20,462 ^I	2,975 ^P	954 ^P			-64 ^P	-6 ^P	1,306 ^I
Superior Court ^{1,8}	--	1,018 ^J	2,911 ^J	2,975 ^J	954 ^J	102 ^J	33 ^J	-64 ^J	-6 ^J	186 ^J
Justice of the Peace ^{1,9}	--		17,551 ^I							1,120 ^I
California--STATE TOTAL.....	15,632		597,991	561,660		94		(36,331)		3,825
Justice Court ⁹	--		57,543	51,663		90		(5,880)		368
Municipal Court ⁹	--		540,448	509,997		94		(30,451)		3,457
Colorado--County Court ^{1,9}	1,846	11,743	26,247	25,306	12,484	97	48	741	6	1,422
Connecticut--Court of Common Pleas ⁷	2,237	20,964	86,878	91,044	16,798	105	19	-4,166	-20	3,884
District of Columbia--Superior Court ⁹	499	3,221	12,872	13,349	2,744	104	21	-477	-15	2,580
Florida--County Court ^{5,9}	6,233		195,653	199,468		82		(36,185)		3,139
Georgia--STATE TOTAL.....	3,435	8,423 ^I	82,521 ^I	73,903 ^I	9,572 ^P	90 ^I		(8,618) ^I		2,402 ^I
Superior Court ^{5,1,9}	--	8,423 ^J	15,698	14,349 ^J	9,572 ^J	93 ^J	61 ^J	1,149 ^J	14 ^J	457
State Court and County Court ¹⁹	--		63,353 ^I	55,553 ^I		88 ^I		(7,500) ^I		1,844 ^I
Probate Court ⁹	--		3,470	3,501		101		(-31)		101

Note: All courts in Louisiana and Hawaii are displayed in the number of defendants grouping because this is the unit of court grouping for the general jurisdiction court in both of these states.
 All available data are entered in the table and all appropriate calculations are included. Blank spaces indicate that either the data are not available or the calculations were not appropriate.

-- = Not applicable.

- ⁶The criminal case unit of count is the number of informations or indictments.
- ⁷The criminal case unit of count is the number of informations, indictments, or complaints.
- ⁸The criminal case unit of count is the number of defendants on the information or indictment.
- ⁹The criminal case unit of count is the number of defendants on the information, indictment, or complaint.
- ¹⁰The criminal case unit of count is the number of charges.
- ¹¹The criminal case unit of count is the case number assigned to the information, indictment, or complaint at arraignment.
- ¹²The criminal case unit of count is not consistent statewide.
- ¹³The criminal case unit of count is the number of warrants issued.

Table 32, page 2

State, court title, and unit of count	Adult population in thousands	Beginning pending	Filed	Disposed	End pending	As percent of filed		Change in pending		Filed (dis- posed) per 100,000 population
						Disposed	End pending	Number	Percent	
Number of defendants (continued)										
Hawaii--STATE TOTAL.....	613	468 ^P	297 ^P	16,037	530 ^P			62 ^P	13 ^P	(2,616)
Circuit Court ⁸	--	468	297	235	530	79	178	62	13	48
District Court ¹⁰	--	--	--	15,802	--	--	--	--	--	(2,578)
Idaho--STATE TOTAL.....	575	4,025	21,001	20,835	4,191	99	20	166	4	3,652
District Court ⁸	--	77	291	325	43	112	15	-34	-44	51
Magistrates Division ⁹	--	3,948	20,710	20,510	4,148	99	20	200	5	3,602
Maryland--District Court ⁹	2,920	111,698	101	101	101	100	100	0	0	3,825
Michigan--Recorder's Court of Detroit ⁹	6,290	6,783	6,161	6,161	6,161	91	91	6221	6221	108
New York--STATE TOTAL.....	12,840	101,081 ^P	139,995 ^P	139,995 ^P	139,995 ^P					787 ^P
District Court and City Court ^{1,9}	--	--	--	45,467 ^I	45,467 ^I					(544) ^I
Criminal Court of the City of New York..	--	--	101,081	101,081	101,081					787
Town and Village Court ⁹	--	--	--	94,528	94,528					(736)
Ohio--STATE TOTAL.....	7,497	27,344	252,596	255,666	24,274	101	10	-3,070	11	3,369
County Court ⁸	--	2,634	23,051	23,043	2,646	100	11	12	41	307
Municipal Court ⁸	--	24,710	229,545	232,623	21,629	101	9	-3,081	-12	3,062
Pennsylvania--Philadelphia										
Municipal Court ⁸	8,512	3,493	40,293	39,754	3,858	99	99	165	4	473
Texas--STATE TOTAL.....	8,756	186,842 ^P	887,348 ^I	682,778 ^I	192,760 ^I			5,918 ^I	3 ^I	10,134 ^I
District Court and Criminal										
District Court ^{1,9}	--	5,475 ^I	5,985 ^I	5,211 ^I	6,249 ^I	87 ^I	104 ^I	774 ^I	14 ^I	68 ^I
County Court at Law and										
Constitutional County Court ^{1,9}	--	181,367 ^U	138,809 ^I	182,058 ^U	186,511 ^U			5,144 ^U	3 ^U	1,585 ^I
Municipal Court ^{1,9}	--	420,020 ^I	280,217 ^I	280,217 ^I	280,217 ^I	67 ^I	67 ^I	(139,803) ^I		4,797 ^I
Justice of the Peace Court ^{1,9}	--	322,554 ^I	215,292 ^I	215,292 ^I	215,292 ^I	67 ^I	67 ^I	(107,242) ^I		3,684 ^I
Virginia--Circuit Court ⁸	3,614	4,465	21,482	19,658	6,289	92	29	1,824	41	594
Washington--District Court and										
Justices of the Peace ⁹	2,614	--	67,264	67,264	67,264					2,573
Number of charges										
Delaware--STATE TOTAL.....	408	944 ^P	23,648 ^P	7,507 ^P	990 ^P			46 ^P	5 ^P	5,796 ^P
Court of Common Pleas ¹⁰	--	944	6,325	6,279	990	99	16	46	5	1,550
Alderman's Court ¹⁰	--	--	--	1,228	--	--	--	--	--	(501)
Justice of the Peace Court ¹⁰	--	--	17,323	17,323	--	--	--	--	--	4,246
Puerto Rico--STATE TOTAL.....	19,010	56,927	56,810	56,810	19,127	100	34	117	41	
Superior Court ¹⁰	--	7,526 ^I	10,400 ^I	9,744 ^I	8,182 ^I	94 ^I	79 ^I	65 ^I	6 ^I	
District Court ¹⁰	--	11,484	46,527	47,066	10,945	101	24	-539	-5	
No consistent definition										
Minnesota--County Court ¹²	2,783	10,844	36,766	33,035	14,575	90	40	3,731	34	1,321
New Hampshire--STATE TOTAL.....	595	--	--	27,205	--	--	--	--	--	14,572
District Court ¹²	--	--	--	25,577	--	--	--	--	--	(4,299)
Municipal Court ¹²	--	--	--	1,628	--	--	--	--	--	(274)

¹Data are not complete:

- Arizona--Justices of the Peace--Incomplete data were reported for ten court locations.
- Arkansas--Municipal Court--No data were available for nine counties; six months of data were available for six others.
- City Court, Police Court, and Justice of the Peace Court--No data were available for forty-five court locations; six months of data were available for two others.
- Georgia--Superior Court--Pending and disposed cases include only cases that were filed after July 1, 1970 when a new computerized information system was started.
- State Court--No data were available for the State Court of DeKalb County.
- Illinois--Pending data do not include data from Cook County.
- Iowa--Pending data do not include figures for nonindictable state cases, and do not include "regular criminal" cases.
- Maryland--District Court--Disposed data include adult offenses against juveniles.
- Massachusetts--Juvenile Court--No data were available for misdemeanor cases handled by the court located in Worcester.
- New York--District Court and City Court--No data were available for three court locations; incomplete data were available for ten others.
- Oregon--Justice Court--No data were reported for eighteen of the forty-four court locations.
- South Dakota--No data are included for the cases handled by lawyer magistrates or lay magistrate/clerks in this court.
- Texas--Data reported for all courts are based on incomplete response from the various court locations. The response rates for the various courts were: District Court--ninety-seven percent; Municipal Court--eighty-four percent; and Justice of the Peace Court--seventy-seven percent.
- Utah--Justice Court--Data were reported for a six-month period only.
- West Virginia--No data were reported for three court locations; incomplete data were reported for thirteen others.

²Explanation of data included in the category:

- Arizona--Superior Court--Data given for misdemeanor cases also includes criminal appeals from lower courts and other nonfelony criminal cases.
- Arkansas--Circuit Court--Misdemeanor cases are generally appeals trial de novo from lower courts.
- Illinois--Misdemeanor cases include ordinance violation, conservation violation, and felony preliminary hearing cases in Cook County.
- Massachusetts--District Court--Data given for misdemeanor cases also includes some felony cases. A maximum 5-year sentence may be given for these felony cases.
- Missouri--Misdemeanor filing data include 12,248 license cases.
- Puerto Rico--Superior Court--The data given here also include appeals of misdemeanor cases filed in the court.
- Rhode Island--District Court--Data given for misdemeanor cases include traffic cases that were not handled by the Administrative Adjudication Division of the Department of Transportation.
- Texas--County Court at Law and Constitutional County Court--Pending and disposed data also include criminal appeal cases.
- Utah--City Court--Data given for misdemeanor cases include state misdemeanors and preliminary hearings on felony cases.

³Data were not available for all courts in the state.

Table 33: Combined felony and misdemeanor caseflow, 1977.
State adult population within unit of count groupings. Courts reporting felony, misdemeanor, or
felony/misdemeanor caseflow. Disposed and end pending as a percent of filed. Number and
percent change in pending. Filed per 100,000 adult population

State, court title, and unit of count	Adult population in thousands	Beginning pending	Filed	Disposed	End pending	As percent of filed		Change in pending		Filed per 100,000 population
						Disposed	End pending	Number	Percent	
Informations, indictments, complaints										
Alaska--STATE TOTAL.....	289	433 ^D	15,796	2,084 ^P	399 ^P			-34 ^P	-8 ^P	6,099
Superior Court ⁶	--	433 ^I	784	764 ^I	399 ^I			-34 ^I	-8 ^I	303
District Court ⁷	--	--	13,533	--	--			--	--	5,223
Magistrate Court ⁸	--	--	1,479	1,320	--	89		(159)		571
Arkansas--STATE TOTAL.....	1,493	8,919 ^P	138,356 ^I	13,733 ^P	8,956 ^P			3 ^P	<1 ^P	9,267 ^I
Circuit Court ⁶	--	8,919 ^J	13,774 ^I	13,733 ^I	8,956 ^I	100 ^J	65 ^J	3 ^J	<1 ^J	923 ^I
Municipal Court ⁷	--	--	113,761 ^I	--	--			--	--	7,620 ^I
City Court and Police Court and Justice of the Peace Court ⁸	--	--	10,821 ^I	--	--			--	--	723 ^I
Superior Court ⁹	--	696	723	1,060	361	146	50	-335	-48	--
Illinois--Circuit Court ⁷	7,863	54,310 ^I	461,809 ^I	421,292 ^I	53,478 ^I	91 ^J		-832 ^I	-2 ^I	5,873 ^J
Indiana--STATE TOTAL.....	3,705	43,419	122,643	98,828	67,234	81	55	23,815	35	3,310
Superior Court and Circuit Court ⁷	--	21,148	30,953	30,515	21,586	99	70	438	2	835
Criminal Court of Marion County ⁷	--	856	1,904	2,017	743	106	39	-113	-13	51
County Court ⁷	--	6,663	31,337	28,011	9,989	89	32	3,326	30	84.6
Municipal Court of Marion County ⁷	--	14,729	58,423	38,244	34,908	65	60	20,179	137	1,577
Juvenile Court of Marion County ⁷	--	23	26	41	8	158	31	-15	-65	<1
Iowa--District Court ⁶	2,042	20,278 ^I	85,926 ^I	87,504 ^I	10,694 ^I	102 ^J	22 ^J	-1,578 ^I	-8 ^J	4,208 ^I
Kansas--District Court ⁶	1,568	2,099	18,794	13,285	7,608	71	40	5,309	262	1,127
Kentucky--Circuit Court ⁶	2,408	--	12,699 ^I	--	--			--	--	527 ^I
Maine--Superior Court ⁶	756	1,537	5,617	4,388	2,766	78	49	1,229	80	743
Maryland--STATE TOTAL.....	2,920	--	149,237	39,231 ^P	--			--	--	5,111
Circuit Court ⁶	--	--	37,549	39,231 ^I	--			--	--	1,286
District Court ⁹	--	--	111,688	10 ^I	--	94		(2,328)		3,825
Massachusetts--STATE TOTAL.....	4,157	--	231,588 ^P	--	--			--	--	5,571 ^P
District Court ⁷	--	--	200,888	--	--			--	--	4,833
Boston Municipal Court ⁷	--	--	25,924	--	--			--	--	624
Housing Court ⁷	--	--	4,742	--	--			--	--	114
Juvenile Court ⁷	--	--	34 ^I	--	--			--	--	<1
Mississippi--Circuit Court ⁶	1,575	--	6,729	--	--			--	--	427
Missouri--STATE TOTAL.....	3,432	9,918 ^P	34,017	30,969	10,001 ^P	91	100 ^J	(3,048)	83 ^J	991
Circuit Court and Court of Common Pleas ⁶	--	9,918 ^J	18,130 ^I	18,047 ^I	10,001 ^J	100 ^J	55 ^J	83 ^J	<1 ^J	528 ^J
St. Louis Court of Criminal Correction ⁷	--	--	15,887 ^I	12,922	--	81		(2,965)		463 ^I
New Jersey--Superior Court (Law Division) and County Court ⁶	5,208	28,724	25,748	24,648	29,824	96	116	1,100	4	494
North Dakota--STATE TOTAL.....	449	--	17,255	14,164	--	82		(3,091)		3,843
District Court ⁶	--	--	934	904	--	97		(30)		208
County Court with Increased Jurisdiction ⁷	--	--	11,030	8,538	--	77		(2,492)		2,457
County Justice Court ⁷	--	--	5,291	4,722	--	89		(569)		1,178
Oklahoma--District Court ⁶	1,990	33,730	58,275	52,560	39,449	90	68	5,719	17	2,928
Oregon--STATE TOTAL.....	1,704	5,995 ^P	56,816 ^I	53,423 ^I	5,907 ^P	94 ^I		312 ^P	61 ^P	3,334 ^I
Circuit Court ¹¹	--	4,719	14,174	14,119	4,774	100	34	55	1	832
District Court ¹¹	--	--	36,555	33,474	--	92		(3,081)		2,145
Justice Court ¹¹	--	876 ^I	6,087 ^I	5,830 ^I	1,133 ^I	96 ^I	19 ^I	257 ^I	29 ^I	357 ^I
Rhode Island--STATE TOTAL.....	672	--	26,079	25,881 ^P	--			--	--	3,881
Superior Court ⁶	--	--	2,868	--	--			--	--	427
District Court ⁷	--	--	23,211 ^J	25,881 ^J	--	112 ^J		(-2,670) ^J	13 ^P	3,454 ^J
South Carolina--STATE TOTAL.....	1,947	8,618 ^P	91,143	29,670 ^P	9,777 ^P			1,159 ^P	13 ^P	4,681
Circuit Court, County Court, and Civil and Criminal Court ⁶	--	--	8,618	30,829	29,670	97	32	1,159	13	1,583
Magistrate Court ⁶	--	--	60,314	--	--			--	--	3,098
South Dakota--Circuit Court ⁶	476	--	--	92,037	--			--	--	(19,336)
Tennessee--Circuit Court and Criminal Court ⁶	3,020	--	30,062	19,211 ^I	--			--	--	995
Utah--STATE TOTAL.....	804	--	20,846 ^I	2,606 ^P	--			--	--	2,593 ^I
District Court ⁷	--	--	2,759	2,606	--	94		(153)		343
Juvenile Court ⁷	--	--	270	--	--			--	--	34
City Court ⁷	--	--	9,103	--	--			--	--	1,132
Justice of the Peace Court ⁷	--	--	8,711 ^I	--	--			--	--	1,084 ^I
Vermont--STATE TOTAL.....	339	4,192	18,040	18,056	4,176	100	23	-16	<1	5,305
Superior Court ⁶	--	9	52	35	26	67	50	17		16
District Court ⁷	--	4,183	17,988	18,021	4,150	100	23	-33	-1	5,370
West Virginia--Magistrate Court.....	1,309	--	--	28,269 ^I	--			--	--	(2,160) ^I
Wisconsin--Circuit Court and County Court ⁶	3,251	--	--	73,664	--			--	--	(2,366)
Wyoming--District Court ⁶	278	687 ^I	1,274	1,352 ^I	609 ^I			-78 ^I	-11 ^I	458
Number of defendants										
Alabama--Circuit Court ⁶	2,542	--	17,533 ^I	--	--			--	--	690 ^I
Arizona--STATE TOTAL.....	1,567	5,857 ^P	30,782 ^I	13,243 ^P	5,845 ^P			-12 ^P	<1 ^P	1,964 ^I
Superior Court ⁶	--	5,857 ^J	13,231 ^J	13,243 ^J	5,845 ^J	100 ^J	44 ^J	-1 ^J	<1 ^J	844 ^J
Justices of the Peace ⁷	--	--	17,551 ^I	--	--			--	--	1,120 ^I
California--STATE TOTAL.....	15,632	--	652,644	610,771	--	94		(41,873)		4,175
Superior Court ⁶	--	--	54,653	49,111	--	90		(5,542)		350
Justice Court ⁶	--	--	57,543	51,663	--	90		(5,880)		368
Municipal Court ⁹	--	--	540,448	509,997	--	94		(30,451)		3,457

Table 33, page 2

State, court title, and unit of count	Adult population in thousands	Adult population				As percent of filed		Change in pending		Filed (Disposed) per 100,000 population
		Beginning pending	Filed	Disposed	End pending	Disposed	End pending	Number	Percent	
Number of defendants (continued)										
Colorado--STATE TOTAL.....	1,846	11,743 ⁶	37,129	25,506 ⁶	12,484 ⁶			74 ^{1P}	6 ⁶	2,011
District Court ⁶	--	--	10,882	--	--			--	--	589
County Court ^{1,9}	--	11,743	26,247	25,506	12,484	97	48	741	6	1,422
Connecticut--STATE TOTAL.....	2,237	24,812	91,342	95,530	20,624	105	23	-4,188	-17	4,083
Superior Court ⁹	--	3,848	4,464	4,486	3,826	100	86	-22	-1	200
Court of Common Pleas ⁹	--	20,964	86,878	91,044	16,798	105	19	-4,166	-20	3,884
Delaware--STATE TOTAL.....	408	2,301 ¹⁰	27,745 ¹⁰	11,367 ¹⁰	2,584 ¹⁰			28 ^{3P}	12 ^{2P}	6,800 ⁶
Superior Court ⁹	--	1,357 ¹	4,097 ¹	3,860 ¹	1,594 ¹	94 ¹	39 ¹	237 ¹	17 ¹	1,004 ¹
Court of Common Pleas ¹⁰	--	944	6,325	6,279	990	99	16	46	5	1,550
Justice of the Peace Court ¹⁰	--	--	17,323	--	--	--	--	--	--	4,246
Aldermen's Court ¹⁰	--	--	1,228	--	--	--	--	--	--	(301)
District of Columbia--Superior Court ⁹	499	4,697	16,289	16,754	4,232	103	26	-465	-10	3,264
Florida--STATE TOTAL.....	6,233	287,354	239,650	--	--	83	--	(47,924)	--	4,613
Circuit Court ⁹	--	91,901	80,162	--	--	87	--	(11,739)	--	1,474
County Court ⁹	--	195,653	159,488	--	--	82	--	(36,185)	--	3,139
Georgia--STATE TOTAL.....	3,435	21,828 ^{11P}	112,812 ¹	101,568 ¹	25,603 ^{1P}	90 ¹	--	(11,244) ¹	--	3,284 ¹
Superior Court ^{1,9}	--	21,828 ^{11P}	45,989	42,214 ¹	25,603 ^{1P}	92 ¹	56 ¹	3,775 ¹	17	1,339
State Court ¹ and County Court ⁹	--	--	63,353 ¹	55,853 ¹	--	88 ¹	--	(7,500) ¹	--	1,844 ¹
Probate Court ⁹	--	--	3,470	3,501	--	101	--	(-31)	--	101
Hawaii--STATE TOTAL.....	613	2,090 ⁹	1,953 ⁹	17,308	2,537 ⁹			44 ^{7P}	21 ⁹	(2,823)
Circuit Court ⁹	--	2,090	1,953	1,506	2,537	77	130	447	21	319
District Court ¹⁰	--	--	--	15,802	--	--	--	--	--	(2,578)
Idaho--STATE TOTAL.....	575	4,944	23,938	23,589	5,293	99	22	349	7	4,163
District Court ⁹	--	996	3,228	3,079	1,145	95	35	149	15	561
Magistrates Division ⁹	--	3,948	20,710	20,510	4,148	99	20	200	5	3,602
Michigan--STATE TOTAL.....	6,290	18,664 ^{1P}	44,570 ^{1P}	48,143 ^{1P}	14,804 ^{1P}	108 ^{1P}	--	(-3,573) ^{1P}	--	709 ^{1P}
Circuit Court ⁹	--	12,128	29,614	25,737	12,005	100	47	-123	-1	407
Recorder's Court of Detroit ⁹	--	6,536 ¹	18,956	22,406	2,759 ¹	118	--	(-3,450) ¹	--	301
Nebraska--STATE TOTAL.....	1,096	12,961	36,192	34,509	14,844	95	41	1,883	14	3,302
District Court ⁹	--	762	3,804	3,476	1,090	91	29	328	43	347
County Court ⁷	--	12,199	32,388	30,833	13,754	95	42	1,555	13	2,955
Nevada--District Court ^{1,9}	439	--	1,448 ¹	--	--	--	--	--	--	--
New Mexico--STATE TOTAL.....	787	2,329 ⁹	20,228	4,178 ⁹	2,807 ⁹			47 ^{8P}	20 ⁹	2,570
District Court ⁹	--	2,329	4,656	4,178	2,807	90	60	478	20	592
Magistrate Court ^{7,1}	--	--	15,572	--	--	--	--	--	--	1,979
New York--STATE TOTAL.....	12,840	9,720 ^{1P}	132,376 ^{1P}	175,250 ^{1P}	8,909 ^{1P}			-81 ^{1P}	-8 ^{1P}	1,031 ^{1P}
Supreme Court and County Court ⁹	--	9,720 ^{1P}	31,395	35,255	8,909 ¹	112	--	-81 ¹	-8 ¹	245
District Court and City Court ^{1,9}	--	--	45,467 ¹	--	--	--	--	--	--	(354) ¹
Criminal Court of the City of New York.....	--	--	101,081	--	--	--	--	--	--	787
Town and Village Court ⁹	--	--	94,528	--	--	--	--	--	--	(736)
Ohio--STATE TOTAL.....	7,497	34,224	283,431	286,801	30,855	101	11	-3,369	-10	3,781
Court of Common Pleas ⁹	--	6,880	30,835	31,135	6,580	101	21	-300	-4	411
County Court ⁹	--	2,634	23,051	23,043	2,646	100	11	12	-1	307
Municipal Court ⁹	--	24,710	229,545	232,623	21,629	101	9	-3,081	-12	3,062
Pennsylvania--STATE TOTAL.....	8,512	26,731	103,338	98,360	27,369	95	26	638	2	1,214
Court of Common Pleas ⁹	--	23,038	63,045	58,606	23,511	95	37	473	2	741
Philadelphia Municipal Court ⁹	--	3,693	40,293	39,754	3,858	99	10	165	4	473
Texas--STATE TOTAL.....	5,756	242,938 ^{1P}	956,184 ¹	754,870 ¹	245,600 ^{1P}			2,662 ^{1P}	1 ^{1P}	10,920 ¹
District Court and Criminal District Court ^{1,8}	--	61,571 ¹	74,821 ¹	77,303 ¹	59,089 ¹	103 ¹	79 ¹	2,482 ¹	-4 ¹	85 ¹
County Court at Law, Constitutional County Court ^{1,9}	--	181,367 ^{1J}	138,809 ¹	182,058 ^{1J}	186,511 ^{1J}	--	--	5,144 ^{1J}	3 ^{1J}	1,585 ^{1J}
Municipal Court ^{1,9}	--	--	420,020 ¹	280,217 ¹	--	67 ¹	--	(139,803) ¹	--	4,797 ¹
Justice of the Peace Court ^{1,9}	--	--	322,534 ¹	215,292 ¹	--	67 ¹	--	(107,242) ¹	--	3,684 ¹
Virginia--Circuit Court ⁹	3,614	13,120	49,244	47,534	14,830	96	30	1,710	13	1,363
Washington--STATE TOTAL.....	2,614	--	78,002	--	--	--	--	--	--	2,984
Superior Court ⁹	--	--	10,738	--	--	--	--	--	--	411
District Court and Justice of the Peace ⁹	--	--	67,264	--	--	--	--	--	--	2,573
Number of charges										
Puerto Rico--STATE TOTAL.....	--	31,999	69,136	71,175	29,960	103	43	-2,039	-6	--
Superior Court ¹⁰	--	20,515 ¹	22,609 ¹	24,109 ¹	19,015 ¹	107 ¹	84 ¹	-1,500 ¹	-3 ¹	--
District Court ¹⁰	--	11,484	46,527	47,066	10,945	101	43	-539	-5	--
No consistent definition										
Minnesota--County Court ¹²	2,783	10,844	36,766	33,035	14,575	90	40	3,731	34	1,321
New Hampshire--STATE TOTAL.....	395	3,285 ⁹	4,171 ⁹	31,693	2,968 ⁹			-317 ⁹	-10 ⁹	(5,327)
Superior Court ¹²	--	3,285	4,171	4,488	2,968	108	71	-317	-10	701
District Court ¹²	--	--	--	25,577	--	--	--	--	--	(4,299)
Municipal Court ¹²	--	--	--	1,628	--	--	--	--	--	(274)
North Carolina--Superior Court ¹²	3,861	10,608	29,584	28,819	--	97	--	(765)	--	766

Note: All courts in New Mexico, Nebraska, Hawaii, and Delaware are displayed in the number of defendants grouping, because this is the unit of count grouping for the general jurisdiction court in each of these states. Maryland is included in the number of informations, indictments, or complaints grouping since this is the unit of count for the general jurisdiction court in the state.

All available data are entered in the table and all appropriate calculations are included. Blank spaces indicate that either the data are not available or the calculations were not appropriate.

-- = Not applicable.

⁶The criminal case unit of count is the number of informations or indictments.

⁷The criminal case unit of count is the number of informations, indictments, or complaints.

⁸The criminal case unit of count is the number of defendants on the information or indictment.

⁹The criminal case unit of count is the number of defendants on the information, indictment, or complaint.

¹⁰The criminal case unit of count is the number of charges.

¹¹The criminal case unit of count is the case number assigned to the information, indictment, or complaint at arraignment.

¹²The criminal case unit of count is not consistent statewide.

¹³The criminal case unit of count is the number of warrants issued.

(continued on next page)

Table 33: Combined felony and misdemeanor caseload, 1977 (continued).

Data are not complete:

Alabama--Data are not available for miscellaneous **felony** cases; the number given represents **felony** indictments filed only.
 Alaska--Superior Court--Cases disposed do not include **misdemeanors**; they are **felony** cases only.
 Arizona--Justices of the Peace--Incomplete data were reported for ten court locations.
 Arkansas--Municipal Court--No data were available for nine counties; six months of data were available for six others.
 City Court, Police Court, and Justice of the Peace Court--No data were available for forty-five court locations; six months of data were available for two others.
 Georgia--Superior Court--Pending and disposed cases include only cases that were filed after July 1, 1970 when a new computerized information system was started.
 State Court--No data were available for the State Court of DeKalb County.
 Illinois--Pending data do not include data from Cook County.
 Maryland--District Court--Dispositions include adult offenses against juveniles only.
 Massachusetts--Juvenile Court--No data were available for **misdemeanor** cases handled by the court located in Worcester.
 District Court and City Court--No data were available for three court locations; incomplete data were available for ten others.
 Nevada--Data were available for the court located in the Second District (Washoe County), only. This county contains approximately twenty-five percent of the total state population.
 New York--Supreme Court and County Court--Pending data do not include **felony/misdemeanor** indictments outside New York City.
 Oregon--Justice Court--No data were reported for eighteen of the forty-four court locations.
 South Dakota--No data were included for cases handled by lawyer magistrates or lay magistrate/clerks in this court.
 Tennessee--Disposed data were not available for any of the ten counties serving as pilot sites for the new computerized information system.
 Texas--Data reported for all courts are based on incomplete responses from the various court locations. The response rates for the various courts were:
 District Court, Criminal District Court, Domestic Relations Court, and Juvenile Court--ninety-eight percent; Constitutional County Court and County Court at Law--ninety-seven percent; Municipal Court--eighty-four percent; and Justice of the Peace Court--seventy-seven percent.
 Utah--Justice Court--Data were reported for a six-month period only.
 West Virginia--No data were reported for three court locations; incomplete data were reported for thirteen others.
 Wyoming--No data are available for pending or disposed cases that were filed prior to 1974.

Explanation of data included in the category:

Arizona--Superior Court--Data given for **misdemeanor** cases also include **criminal appeals** from lower courts and other nonfelony **criminal** cases.
 Arkansas--Circuit Court-- **Misdemeanor** cases are generally **appeals** trial de novo from lower courts.
 Delaware--Superior Court--The data reported here also include **appeals** that are tried de novo.
 Illinois-- **Misdemeanor** cases include **ordinance violation**, **conservation violation**, and **felony preliminary hearing** cases in Cook County.
 Iowa-- **Criminal appeals** handled by the court are included in the data.
 Kentucky--The data reported here may include prisoner petitions filed in addition to **felony** and **misdemeanor** cases.
 Massachusetts--District Court--Data given for **misdemeanor** cases also includes some **felony** cases.
 Missouri--Circuit Court and Court of Common Pleas--Data reported here include **criminal appeals** in addition to the **felony** and **misdemeanor** cases.
 St. Louis Court of Criminal Correction--Filing data include 12,248 license cases.
 Pennsylvania--Court of Common Pleas--Data are included for **criminal appeals** cases that are tried de novo, in addition to **felony** and **misdemeanor** cases.
 Puerto Rico--Superior Court--The data given here include **criminal appeals** of **felony** and **misdemeanor** cases.
 Rhode Island--District Court--Data given include **traffic** cases that were not handled by the Administrative Adjudication Division of the Department of Transportation.
 Texas--County Court at Law and Constitutional County Court--Pending and disposed data also include **criminal appeal** cases that could not be separated from the other data.
 Utah--City Court--Data given for **misdemeanor** cases include state misdemeanors **preliminary hearing** on **felony** cases.

Table 34: Ordinance violations caseflow for trial courts, 1977.
State population within unit of count groupings. Courts reporting ordinance violations caseflow.
Disposed and end pending as a percent of filed. Number and percent change in pending. Filed
per 100,000 adult population

State, court title, and unit of count	Adult population in thousands	Beginning pending	Filed	Disposed	End pending	As percent of filed		Change in pending		Filed per 100,000 population
						Disposed	End pending	Number	Percent	
Informations, indictments, complaints										
Illinois--Circuit Court ⁷	7,863		57,525	55,495		96		2,030		732
Iowa--District Court ⁶	2,042	35,223	83,375	86,682	31,916	104	38	-3,307	-9	4,083
Nebraska--County Court ⁷	1,096	1,357	8,568	8,613	1,312	101	15	-45	-3	782
Oregon--Municipal Court ^{1,11}	1,704	4,507 ¹	18,235 ¹	17,487 ¹	5,255 ¹	96 ¹	29 ¹	748 ¹	17 ¹	1,070 ¹
Utah--City Court ⁷	804		17,243							2,145
Wisconsin--Municipal Justice Court ^{1,7}	3,251			29,464 ¹						(906) ¹
Number of defendants										
California--STATE TOTAL.....	15,632		49,363	39,844		85		(9,519)		316
Municipal Court ⁹	--		43,260	34,468		80		(8,792)		277
Justice Court ⁹	--		6,103	5,376		88		(727)		39
District of Columbia--Superior Court ⁹	499	282	3,098	2,997	383	97	12	101	36	621
Florida--County Court ⁹	6,233		60,655	54,521		90		6,134		973
Kentucky--Police Court ⁹	2,408		194,007							8,057
Michigan--Recorder's Court of Detroit ⁹	6,290		79,668							1,267
New York--STATE TOTAL.....	12,840		476,200 ^P	20,008 ^P						3,709 ^P
District Court and City Court ^{1,9}	--			20,008 ¹						(156) ¹
Criminal Court of the City of New York ⁸	--		476,200							3,709
Pennsylvania--District Justice Court ⁹	8,512		214,413	183,013		85		31,400		2,519
Washington--Municipal Court ^{1,9}	2,614		43,379 ¹							1,659 ¹
Number of charges										
Hawaii--District Court ¹⁰	613	588	19,238	18,926	900	98	5	312	53	3,138
Puerto Rico--District Court ¹⁰		147	300	345	102	115	34	-45	-31	
No consistent definition										
Minnesota--County Court ¹²	2,783	1,166	4,796	4,487	1,477	94	31	311	27	172

Note: All available data are entered in the table and all appropriate calculations are included. Blank spaces indicate that either the data are not available or the calculations were not appropriate.

¹Data are not complete:

New York--District Court and City Court--No data were available for three court locations; ten others supplied incomplete data.

Oregon--Data were reported for only 94 of the total 170 courts.

Washington--No data were available for eleven court locations.

Wisconsin--No data were reported for fifteen court locations.

^PData were not available for all courts in the state.

⁶The criminal case unit of count is the number of Informations or Indictments.

⁷The criminal case unit of count is the number of Informations, Indictments, or complaints.

⁸The criminal case unit of count is the number of defendants on the Information or Indictment.

⁹The criminal case unit of count is the number of defendants on the Information, Indictment, or complaint.

¹⁰The criminal case unit of count is the number of charges.

¹¹The criminal case unit of count is the case number assigned to the Information, Indictment, or complaint at arraignment.

¹²The criminal case unit of count is not consistent statewide.

Table 35: Felony preliminary caseflow for trial courts, 1977.
State adult population within unit of count groupings. Courts reporting felony preliminary caseflow. Disposed and end pending as a percent of filed. Number and percent change in pending. Filed per 100,000 adult population

State, court title, and unit of count	Adult population in thousands	Beginning pending	Filed	Disposed	End pending	As percent of filed		Change in pending		Filed (Disposed) per 100,000 population
						Disposed	End pending	Number	Percent	
Informations, indictments, complaints										
Alaska--STATE TOTAL.....	259	573P	1,637	1,373	504P	84		-69P	-12P	632
District Court ⁷	--	573	1,545	1,301	504	84	33	-69	-12	597
Magistrates Court ⁷	--	--	92	72	--	78	--	0	0	36
Indiana--STATE TOTAL.....	3,705	265	3,215	3,081	344	96	11	79	30	87
Superior Court and Circuit Court ⁷	--	111	2,016	1,992	133	99	7	24	22	54
County Court ⁷	--	154	1,199	1,089	264	91	22	110	71	32
Iowa--District Court ⁶	2,042	3,114	21,062	20,604	3,572	98	17	458	15	1,031
Missouri--St. Louis Court of Criminal Correction ⁷	3,432	--	4,384	3,219	--	73	--	(1,165)	--	128
Nebraska--County Court ⁷	1,096	4,502	4,582	4,261	4,823	93	105	321	7	418
New Mexico--Magistrate Court ⁷	787	--	8,698	--	--	--	--	--	--	1,105
North Dakota--STATE TOTAL.....	449	--	1,375	1,108	--	81	--	(267)	--	306
County Court with Increased Jurisdiction ⁷	--	--	1,031	838	--	81	--	(193)	--	230
County Justice Court ⁷	--	--	344	270	--	78	--	(74)	--	77
Oregon--District Court ¹¹	1,704	--	9,052	8,759	--	97	--	(283)	--	531
Rhode Island--District Court ⁷	672	--	6,907	8,339	--	121	--	(-1,432)	--	1,028
South Carolina--Magistrate Court ¹⁰	1,947	--	15,912	16,032	--	101	--	(-120)	--	817
Utah--Justice ⁷	804	--	148 ¹	--	--	--	--	--	--	18 ¹
Number of defendants										
Arizona--Justices of the Peace ⁹	1,567	--	17,144 ¹	17,433 ¹	--	102 ¹	--	(289) ¹	--	1,094 ¹
California--STATE TOTAL.....	15,632	--	102,849	88,740	--	86	--	(14,109)	--	658
Justice Court ⁹	--	--	8,327	7,852	--	95	--	(445)	--	53
Municipal Court ⁹	--	--	94,522	80,888	--	86	--	(13,666)	--	605
Colorado--County Court ^{1,9}	1,846	0	16,121 ¹	16,121 ¹	0	100 ¹	0 ¹	0 ¹	--	873 ¹
District of Columbia--Superior Court ⁹	499	177	7,786	7,815	148	100	2	-29	-16	1,560
Idaho--Magistrates Division ⁷	575	1,412	5,410	5,160	1,662	95	31	250	18	941
Kentucky--Quarterly Court, Police Court, County Court, and Justice of the Peace Court ⁹	2,408	--	24,735	--	--	--	--	--	--	1,027
New York--STATE TOTAL.....	12,840	--	90,560P	12,969 ^{1P}	--	--	--	--	--	705P
Criminal Court of the City of New York ⁹	--	--	90,560	--	--	--	--	--	--	705
District Court and City Court ^{1,9}	--	--	--	12,969 ¹	--	--	--	--	--	(101) ¹
Ohio--STATE TOTAL.....	7,497	3,923	40,366	40,640	3,649	101	9	-274	-7	538
County Court ⁸	--	701	3,888	3,774	615	102	17	-86	-12	49
Municipal Court ⁸	--	3,222	36,678	36,866	3,034	101	8	-188	-6	489
Pennsylvania--STATE TOTAL.....	8,512	757P	118,647	99,309P	1,076P	--	--	319P	42P	1,394
Philadelphia Municipal Court ⁹	--	757	11,447	11,128	1,076	97	9	319	42	134
District Justice Court ⁹	--	--	93,869	88,181	--	94	--	(5,688)	--	1,103
Pittsburgh City Magistrates Court ⁹	--	--	13,331	--	--	--	--	--	--	157
Washington--District Court ⁹	2,614	--	6,731	--	--	--	--	--	--	257
Number of charges										
Delaware--Justice of the Peace Court ¹⁰	408	--	1,175	--	--	--	--	--	--	288
Hawaii--District Court ¹⁰	613	--	--	917	--	--	--	--	--	(150)
Puerto Rico--TOTAL.....	--	6,93CP	16,139P	108,942	5,013P	--	31P	-1,917P	-28P	--
Superior Court ¹⁰	--	419	899	893	425	99	47	6	1	--
District Court ¹⁰	--	6,511	15,240	17,163	4,588	113	30	-1,923	-30	--
Justices of the Peace ¹⁰	--	--	--	66,644 ¹	--	--	--	--	--	--
Municipal Court ¹⁰	--	--	--	24,242 ¹	--	--	--	--	--	--
No consistent definition										
New Hampshire--STATE TOTAL.....	595	--	--	2,793	--	--	--	--	--	(469)
District Court ¹²	--	--	--	2,704	--	--	--	--	--	(454)
Municipal Court ¹²	--	--	--	89	--	--	--	--	--	(15)

Note: All available data are included in the table and all appropriate calculations are included. Blank spaces indicate that either the data are not available or the calculations were not appropriate.

-- Not applicable.

¹Data are not complete:

Arizona--Incomplete data were reported for ten court locations.

Colorado--Felony advisements (no complaints lodged) were not available for the court located in Denver County.

New York--District Court and City Court--No data were received for three court locations; incomplete data were available for ten others.

²Explanation of data included in the category:

Puerto Rico--Justices of the Peace Court and Municipal Court--preliminary hearings are conducted on both felony and misdemeanor cases in these courts.

³Data were not available for all courts in the state.

⁶The criminal case unit of count is the number of Informations or Indictments.

⁷The criminal case unit of count is the number of Informations, Indictments, or complaints.

⁸The criminal case unit of count is the number of defendants on the Information or Indictment.

⁹The criminal case unit of count is the number of defendants on the Information, Indictment, or complaint.

¹⁰The criminal case unit of count is the number of charges.

¹¹The criminal case unit of count is the case number assigned to the Information, Indictment, or complaint at arraignment.

¹²The criminal case unit of count is not consistent statewide.

Table 36: Criminal appeals caseload for trial courts, 1977.
State adult population within unit of count groupings. Courts reporting criminal appeals caseload. Disposed and end pending as a percent of filed. Number and percent change in pending. Filed per 100,000 adult population

State, court title, and unit of court	Adult population in thousands	Beginning pending	Filed	Disposed	End pending	As percent of filed		Change in pending		Filed per 100,000 population
						Disposed	End pending	Number	Percent	
Informations, Indictments, complaints										
Alaska--Superior Court ⁶	259		130							50
Kansas--District Court ⁷	1,668	490	1,041	1,127	404	108	39	-86	-18	62
Maryland--Circuit Court ⁶	2,920		5,304	5,304		100		(0)		182
Massachusetts--District Court ⁷	4,157		16,676							401
Missouri--St. Louis Court of Criminal Correction ⁷	3,432		157	129		82		(28)		5
New Jersey--County Court ⁶	3,208	846	3,063	3,336	573	109	19	-273	-32	59
North Dakota--District Court ⁶	449		100	94		94		6		22
Oklahoma--District Court ⁶	1,990	832	636	416	1,052	65	165	220	26	32
Rhode Island--Superior Court ⁶	672		285							42
Utah--District Court ⁷	804		593	393		66		(200)		74
Number of defendants										
California--Superior Court ⁸	13,632		2,508	2,267		90		(241)		16
Colorado--District Court and Denver Superior Court ⁸	1,846		385							21
Connecticut--Superior Court ⁸	2,237	45	58	53	50	91	86	5	11	3
Florida--Circuit Court ⁹	6,233		625	459		73		(166)		10
Idaho--District Court ⁸	575	59	96	100	55	104	57	-4	7	17
Kentucky--Circuit Court ⁸	2,408		974							40
Michigan--Circuit Court ⁹	6,290	540	558	579	519	104	93	-21	-4	9
Pennsylvania--Court of Common Pleas ⁸	8,512	1,487	9,167	8,528	2,126	93	23	639	43	108
Texas--County Court at Law and Constitutional County Court ^{1,9}	8,756		48,393 ¹							553 ¹
Washington--Superior Court ⁸	2,614		3,403							130
Number of charges										
Puerto Rico--Superior Court ¹⁰			306 ¹							
No consistent definition										
New Hampshire--Superior Court ¹¹	595	1,844	2,821	2,148	2,517	76	89	673	36	474
North Carolina--Superior Court ¹²	3,861	7,823	21,680	21,168		98		(512)		562

Note: All available data are entered in the table and all appropriate calculations are included. Blank spaces indicate that either the data are not available or the calculations were not appropriate.

-- = Not applicable.

¹Data are not complete.

²Texas--The figure reported here is based on less than complete reporting of data by this court. Approximately ninety-seven percent of the total monthly reports possible were received.

³Explanation of data included in the category:

Puerto Rico-- appeals data for the Puerto Rico Superior Court are included by case category in the court profile, but could be separated out for inclusion in this chart.

⁶The criminal case unit of count is the number of Informations or Indictments.

⁷The criminal case unit of count is the number of Informations, Indictments, or complaints.

⁸The criminal case unit of count is the number of defendants on the information or indictment.

⁹The criminal case unit of count is the number of defendants on the information, indictment, or complaint.

¹⁰The criminal case unit of count is the number of charges.

¹²The criminal case unit of count is not consistent statewide.

Table 37: Criminal disposition types for trial courts, 1977.
 State adult population within unit of count groupings. Courts reporting criminal disposition types. Pleas, total convictions, trial convictions, acquitted, nolle prosequi, and dismissed. Each disposition type as a percent of criminal dispositions

State, court title, and unit of count	Adult population in thousands	Total criminal dispositions	Plea		Total conviction		Trial conviction		Acquittal		Nolle prosequi		Dismissal	
			As percent of dispositions	Number	As percent of dispositions	Number	As percent of dispositions	Number	As percent of dispositions	Number	As percent of dispositions	Number	As percent of dispositions	Number
Informations, Indictments, complaints														
Alaska--STATE TOTAL.....	259	764 ¹	13,158 ¹	1.8	13,889 ¹	66 ¹	751 ¹	338 ¹	4,311 ¹					
Superior Court ⁶	--	764 ¹	398 ¹	52 ¹	501 ¹	66 ¹	103 ¹	20 ¹	182 ¹					
District Court ⁷	--		12,740		13,388		640	318	4,129					
Illinois--Circuit Court ⁷	7,863	31,462 ¹	17,827 ¹	57 ¹	20,320 ¹	65 ¹	2,351 ¹	1,405	12,499 ¹					
Indiana--Criminal Court of Marion County ⁷	3,705	2,068	838	41					447					
Massachusetts--Boston Municipal Court ⁷	4,157		6,969		8,277			1,129	2,536					
Missouri--St. Louis Court of Criminal Correction ⁷	3,432	16,309	9,413	58	10,327	63	914	6						
New Jersey--STATE TOTAL.....	5,208	327,172 ¹	14,018 ¹	38	124,444	38	1,620 ¹	40	7,521 ¹					
Superior Court (Law Division) and County Court ⁶	--		28,210	50	15,638	55	1,620	6						
County District Court ⁷	--	3,263			925	28								
Municipal Court ⁷	--	296,250			107,881	36								
South Dakota--Circuit Court ⁶	476	13,273 ¹	8,142 ¹	61 ¹	8,833 ¹	67 ¹	691 ¹	5 ¹	174 ¹				2,206 ¹	17
Utah--District Court ⁷	804	2,999	1,591	53									580	19
Vermont--STATE TOTAL.....	335	18,077	12,866	71									4,849	27
Superior Court ⁶	--	56		11	20								7	12
District Court ⁷	--	18,021	12,855	71									4,842	27
Wyoming--District Court ⁶	278	1,252	582	43									376	28
Number of defendants														
Alabama--Circuit Court ⁸	2,542	23,443	13,841	59										
Arizona--Superior Court ⁶	1,567	13,243	7,288	55										
California--STATE TOTAL.....	15,632	759,353 ¹	422,196 ¹	57	440,607	60	18,411	2	12,983	2			4,214	32
Superior Court ⁸	--	49,111 ¹	35,089	71	41,644	85	6,555	13	1,540	3			157,378	21
Justice Court ⁹	--	64,921	28,651	44	31,451	48	2,800	4	2,053	3			5,441	11
Municipal Court ⁹	--	625,321	398,456	57	367,512	59	9,056	1	9,390	2			10,285	16
Connecticut--Superior Court ⁸	2,237	4,486 ¹	3,380 ¹	75 ¹	3,472 ¹	77 ¹	92 ¹	2 ¹	60 ¹	1			141,352	23
Delaware--Superior Court ⁸	408	3,860	2,478	64	2,741	71	263	7	86	2			142	3 ¹
District of Columbia--Superior Court ⁹	499	29,429	5,556	19										
Florida--STATE TOTAL.....	6,233	294,151 ¹	126,855 ¹	43	134,967	46	8,108	3	5,439	18			1,425	5
Circuit Court ⁹	--	80,162 ¹	20,631	26 ¹	22,785 ¹	28 ¹	2,154 ¹	3 ¹						
County Court ⁹	--	213,989	106,228	50	112,182	52	5,954	3						
Georgia--STATE TOTAL.....	3,455	101,561 ¹	67,724 ¹	67 ¹	7,950 ¹	22								
Superior Court ⁹	--	42,214 ¹	32,147 ¹	76 ¹	13,901 ¹	62 ¹	1,569 ¹	7 ¹	1,102 ¹	5 ¹			11,525 ¹	27 ¹
State Court and County Court ⁹	--	55,853 ¹	34,407 ¹	62 ¹	139,751 ¹	62 ¹	2,638 ¹	7 ¹						
Probate Court ⁹	--	3,901	1,170	33										
Hawaii--STATE TOTAL.....	613	37,175	620 ¹		7,950 ¹									
Circuit Court ⁸	--	1,530	620	41										
District Court ¹⁰	--	35,645			7,950									
Michigan--Recorder's Court of Detroit ⁹	6,290	22,406 ¹	12,351 ¹	55 ¹										
New York--STATE TOTAL.....	12,840	368,342 ¹	170,575 ¹	46 ¹	159,751 ¹	46 ¹	27,149	77	2,254	6			6,541 ¹	23 ¹
Supreme Court and County Court ⁸	--	35,255	24,895	71									1,598 ¹	37 ¹
Criminal Court of the City of New York ⁹	--	231,500 ¹	112,218 ¹	48 ¹	112,602 ¹	49 ¹	384 ¹	<1 ¹	534 ¹	<1 ¹			7,042	20
District Court and City Court ⁹	--	101,587 ¹	33,462 ¹	33 ¹									89,718 ¹	39 ¹
	--												38,270 ¹	38 ¹

Ohio--STATE TOTAL.....	7,497	327,441	147,669	45								12,856	4	47,641	16	
County of Common Pleas ⁸	--	31,135	17,502	56								3,837	12	438	1	
County Court ⁸	--	26,817	10,032	37								1,602	6	4,166	15	
Municipal Court ⁸	--	269,489	120,135	45								7,417	3	43,037	16	
Pennsylvania--STATE TOTAL.....	8,512	467,014	202,930	43						26,770P	18,342P	22,561P		14,272P	<1	
County of Common Pleas ⁸	--	67,877	26,783	39								8,873	13	379	<1	
Philadelphia Municipal Court ⁸	--	39,754	2,008	5								13,688	34			
District Justice Court ⁹	--	599,383	173,739	48						26,770	18,342			13,893	4	
Texas--STATE TOTAL.....	8,756	760,677 ¹	115,038P		119,614P					90,016 ¹	121	13,865 ¹	2 ¹	197,686 ¹	26 ¹	
District Court and Criminal																
District Court ^{1, 8}	--	83,110 ¹	41,170 ¹	50 ¹	44,303 ¹	53 ¹	3,133 ¹	4 ¹	95 ¹	1 ¹				30,412 ¹	37 ¹	
County Court at Law and Constitutional																
County Court ^{1, 9}	--	182,098 ¹	73,868 ¹	41 ¹	75,311 ¹	41 ¹	1,443 ¹	<1 ¹	1,359 ¹	<1 ¹				89,863 ¹	49 ¹	
Municipal Court ^{1, 9}	--	280,217 ¹			48,410 ¹	17 ¹	7,967 ¹	3 ¹	7,967 ¹	3 ¹				36,448 ¹	13 ¹	
Justice of the Peace Court ^{1, 9}	--	215,292 ¹			37,030 ¹	17 ¹	3,588 ¹	2 ¹	3,588 ¹	2 ¹				40,963 ¹	19 ¹	
Virginia--Circuit Court.....	3,614	47,943	19,737	41								7,917	17	1,555	3	
Number of charges																
Puerto Rico--STATE TOTAL.....		89,576	35,809	29	31,033	35	5,220	6	14,071	16		2,616P	3P	29,133	33	
Superior Court ¹⁰	--	25,002	10,207	41	12,341	49	2,134	9	3,066	12				8,268	33	
District Court ¹⁰	--	64,574	15,602	24	18,692	29	3,086	5	11,005	17			4	20,865	32	
No consistent definition																
Minnesota--STATE TOTAL.....	2,783	69,794 ¹	39,070 ¹	56 ¹										22,779 ¹	33 ¹	
District Court ¹²	--	9,821	6,620	67										2,382	24	
County Court ¹²	--	33,055 ¹	19,989 ¹	60 ¹										6,772 ¹	20 ¹	
County Municipal Court ¹²	--	26,938	12,461	46										13,625	51	
New Hampshire--Superior Court ¹²	595	6,636	2,847	43												
North Carolina--STATE TOTAL.....	3,861	397,026	163,250	41										1,621	24	
Superior Court ¹²	--	49,987	25,031	50												
District Court ¹²	--	347,039	138,219	40												

Note: All available data are entered in the table and all appropriate calculations are included. Blank spaces indicate that either the data are not available or the calculations were not appropriate.
 All courts for Hawaii are displayed in the number of defendants grouping, because this is the unit of count for the general jurisdiction court in Hawaii.

-- = Not applicable.

Data are not complete:

- Alaska--Superior Court--Data are given for **felony** cases only.
- California--Superior Court--Data are given for **felony** cases only.
- Connecticut--Superior Court--Data are given for **felony** and **misdemeanor** cases only.
- Florida--Circuit Court--Data are given for **felony** cases only.
- Georgia--Superior Court--Data are given for cases filed after June 30, 1970 only.
- State Court--No data were available for the court located in DeKalb County.
- Illinois--Data are given for **felony** cases only.
- Michigan--Data are given for **felony** and **misdemeanor** cases only.
- Minnesota--County Court--Data are given for **misdemeanor** cases only.
- New York--Criminal Court of the City of New York--Data do not include non-traffic summons ordinance violations.
- District Court and City Court--No data were received from three court locations; another ten reported incomplete data.
- South Dakota--Data are given for **felony** and **misdemeanor** cases only.
- Texas--All Courts--Data contained in this table are based on an incomplete number of monthly reports received for all courts. The reporting rates for the various courts were: District Court and Criminal District Court--ninety-eight percent; County Court at Law and Constitutional County Court--ninety-seven percent; Municipal Court--eighty-four percent; Justice of the Peace Court--seventy-seven percent.

JE: Explanation of data included in the category:

Illinois--Total convictions includes 142 **misdemeanor** convictions that were otherwise not identified.

PData were not available for all courts in the state.

Table 38: Criminal trial data for trial courts, 1977.
 State adult population within unit of count groupings. Courts reporting criminal trial data. Case categories included in data are listed. Trial definitions. Jury and non-jury trials as a percent of total trials. Jury, non-jury, and total trials as a percent of criminal dispositions

State, court title, and unit of count	Adult population in thousands	Felony or Misdemeanor or violation Appeal Preliminary hearing	Definitions		Criminal trials					Number of criminal dispos- itions	Percent of criminal dispositions		
			Jury	Non- jury	Percent of total		Non- jury trials	Percent of total trials	Total		Jury trial	Non- jury trial	Total trial
					Jury	Non- jury							
Informations, indictments, complaints													
Alaska:	259												
Superior Court ⁶	--	/	A	A	127	81	30	19	157	764	17	4	21
District Court ⁷	--	. / . . .	A	A	582	53	518	47	1,100				
Illinois--Circuit Court ⁷	7,863	/	A	A	1,275	33	2,623	67	3,898	31,462	4	8	12
Indiana:	3,705												
Superior Court and Circuit Court ⁷	--	/ / . . .	A	A	882	22	3,128	78	3,992	30,515	3	10	13
Criminal Court of Marion County ⁷	--	/ / . . .	A	A	198	51	188	49	386	2,068	10	9	19
County Court ⁷	--	. / . . .	A	A	119	3	3,795	97	3,914	28,011	<1	14	14
Juvenile Court of Marion County ⁷	--	. / . . .	A	A	0	0	24	100	24	41	0	59	59
Municipal Court of Marion County ⁷	--	. / . . .	A	A	223	4	5,387	96	5,610	38,244	<1	14	15
Iowa--District Court ⁶	2,042	/ / / . .	C	D	1,123	8	12,361	92	13,484	174,186	<1	7	8
Kansas--District Court ⁷	1,668	/ / / . .	C	N	612	46	727	54	1,339	14,412	4	5	9
Maine--Superior Court ⁷	756	/ / / . .	F	F	366	65	198	35	564	4,851	7	4	12
Maryland:	2,920												
Circuit Court ⁶	--	/ / / . .	A	E	2,076	21	7,905	79	9,981	41,284	5	19	24
District Court ⁹	--	. / . . .	--	E	NH	--	34,125	100	34,125		--		
Massachusetts--Boston Municipal Court ⁷	4,157	. / . . .	--		NH	--	5,613	100	5,613		--		
Missouri--St. Louis Court of Criminal Correction ⁷	3,432	. / . / /	--	A	NH	--	954	100	954	16,309	--	6	6
New Jersey:	5,208												
Superior Court (Law Division) and County Court ⁶	--	/	B	E	2,551	79	678	21	3,229	24,648	10	3	13
County District Court ⁷	--	. . / . /	--	E	NH	--	416	100	416	3,263	--	13	13
Municipal Court ⁷	--	. . / . /	--	E	NH	--	3,729	100	3,729	296,250	--	1	1
Rhode Island--District Court ⁷	672	. / . . /	--	E	NH	--	12,404 ^m	100	12,404 ^m	34,220	--	36 ^m	36 ^m
South Dakota--Circuit Court ¹⁶	476	/ / . . .	C	E	351 ^l	41 ^l	514 ^l	59 ^l	865 ^l	13,275 ^l	3 ^l	4 ^l	7 ^l
Utah--District Court ⁷	804	/ / / . .	C	E	304	70	131	30	435	2,999	10	4	14
Vermont:	335												
Superior Court ⁶	--	/ / / . .	B	F	3	33	6	67	9	56	5	11	16
District Court ⁷	--	/ / . . .	L	M	127	65	67	35	194	18,021	<1	<1	1
Wyoming--District Court ⁶	--	/	H	H	78 ^l	25 ^l	238 ^l	75 ^l	316 ^l	1,352 ^l	6 ^l	18 ^l	23 ^l
Number of defendants													
Alabama--Circuit Court ⁸	2,542	/ . . . /	A	A	1,440	52	1,314	48	2,754	23,443	6	6	12
Arizona--Superior Court ⁸	1,567	/ / . . /	B	D	770	48	834	52	1,604	13,243	6	6	12
California:	15,632												
Superior Court ⁸	--	/	C	E	5,179	64	2,916	36	8,095	49,111	11	6	16
Municipal Court ⁹	--	. / / . /	B	E	5,336	9	53,589	91	58,925	625,321	<1	9	9
Justice Court ⁹	--	. / / . /	B	E	880	11	7,138	89	8,018	64,921	1	11	12
Colorado--County Court ⁹	1,846	. / . . .	C	--	221					25,506	<1		
Connecticut--Superior Court ⁸	2,237	/ / . . .	C	D	119	78	33	22	152	4,486	3	<1	3
Delaware:	408												
Superior Court ⁸	--	/ / . . /	C	E	319	80	79	20	398	3,860	8	2	10
Court of Common Pleas ¹⁰	--	. / . . .	C	J	47	<1	6,232	99	6,279	6,279	<1	99	100
District of Columbia: Superior Court ⁹	499	/ / / . .	A	A	1,029	68	481	32	1,510	19,751	5	2	8
Florida:	6,233												
Circuit Court ⁹	--	/	C	E	2,887	63	1,666	37	4,553	80,162	4	2	6
County Court ⁹	--	. / / . .	C	E	1,948	13	13,400	87	15,348	213,989	<1	6	7

State, court title, and unit of count	Adult population in thousands	Felony Misdemeanor Or violation Appeal Preliminary hearing	Definitions		Criminal trials					Number of criminal dispo- sitions	Percent of criminal dispositions		
			Jury	Non- Jury	Percent of total		Percent of total	Total	Jury		Non- Jury	Total	
					Jury	trials							Jury
Georgia:													
	3,435												
Superior Court ^{1,9}	--	/ / . . .	A	A	2,830 ¹	84 ¹	522 ¹	16 ¹	3,352 ¹	42,214 ¹	7 ¹	1 ¹	8 ¹
State Court ¹ and County Court ⁹	--	. / . . .	A	A	729 ¹	26 ¹	2,108 ¹	74 ¹	2,837 ¹	55,853 ¹	1 ¹	4 ¹	5 ¹
Probate Court ⁹	--	. / . . .	--	A	NH	--	27	100	27	3,494	--	<1	<1
Hawaii--Circuit Court ⁸	613	/ / . . .	C	E	239	71	98	29	337	1,530	16	6	22
Idaho:													
	575												
District Court ⁸	--	/ / . / .	F	F					2,129	3,179			6.7
Magistrates Division ⁹	--	. / . . . /	F	F					16,009	25,670			62
Michigan:													
	6,290												
Circuit Court ⁹	--	/ . . / .	C	D	1,899	77	549	22	2,448	26,316	7	2	9
Recorder's Court of Detroit ⁹	--	/ / . . .	C	I	1,790	34	3,476	66	5,266	22,406	8	16	24
District Court ⁹	--	. / / . /	C	D	1,845	8	21,800	92	23,645	232,099	<1	9	10
Municipal Court ^{1,9}	--	. / / . .	C	D	141	3	4,865	97	5,006	41,396	<1	12	12
Nevada--District Court ^{1,9}	439	/ / . . .	A	A	59 ¹	8 ¹	665 ¹	92 ¹	724 ¹				
New Mexico--District Court ⁹	787	/ / . . .	C		457					4,178	11		
New York:													
	12,840												
Supreme Court and County Court ⁸	--	/ / . . .	A	A					3,203	35,255			9
Criminal Court of the City of New York ⁹	--	. / / . .	A	A					827	231,409			<1
District Court and City Court ^{1,9}	--	. / / . .	A	A					1,227 ¹	65,475 ¹			2 ¹
Ohio:													
	7,497												
Court of Common Pleas ⁸	--	/	C	D	1,990	45	2,390	55	4,380	31,135	6	8	14
County Court ⁸	--	. / . . .	C	D	120	7	1,679	93	1,799	23,043	<1	7	8
Municipal Court ⁸	--	. / . . .	C	D	823	5	14,453	95	15,276	232,623	<1	6	7
Pennsylvania:													
	8,512												
Court of Common Pleas ⁸	--	/ / . . .	A	A	3,127	34	6,143	66	9,270	58,606	5	10	16
Philadelphia Municipal Court ⁸	--	. / . . /	--	A	NH	--	4,090	100	4,090	39,754	--	10	10
District Justice Court ⁹	--	. . / . /	--	A	NH	--	45,112	100	45,112	359,383	--	13	13
Texas:													
	8,756												
District Court and Criminal District Court ⁸	--	/ / . . .	C	G	2,938	72	1,146	28	4,084	77,303	4	<1	5
County Court at Law and Con- stitutional County Court ^{1,9}	--	. / . / .	A	A	1,098	39	1,704	61	2,802	182,058	<1	<1	1
Municipal Court ^{1,9}	--	. / . . .	A	A	561 ¹	<1 ¹	55,816 ¹	99 ¹	56,377 ¹	280,217 ¹	<1 ¹	20 ¹	20 ¹
Justice of the Peace Court ^{1,9}	--	. / . . .	A	A	713 ¹	2 ¹	39,905 ¹	98 ¹	40,618 ¹	215,292 ¹	<1 ¹	22 ¹	22 ¹
Virginia--Circuit Court ⁸	3,614	/ / . . .	C	E	2,008	14	11,979	86	13,987	47,943	4	25	29
Washington:													
	2,614												
Superior Court ⁸	2,614	/ / . / .	C	D	2,153	78	610	22	2,763	14,664	15	4	19
District Court ⁹	--	. / . . /	C	D	253	3	8,501	97	8,754				
Case Number													
Oregon:													
	1,704												
Circuit Court ¹⁰	--	/	C	D	921	59	629	41	1,550	14,119	7	4	11
Municipal Court ¹⁰	--	. . / . .	C	D					3,776	17,487			22
Number of charges													
Puerto Rico:													
Superior Court ¹¹	--	/ / . / .	A	A	560	11	4,640	89	5,200	24,109	2	19	22
District Court ¹⁰	--	. / / . /	--	A	NH	--	10,920	100	10,920	64,574	--	17	17
No consistent definition													
Minnesota:													
	2,783												
District Court ¹²	--	/ . . / /	A	A	518	63	301	37	819	9,821	5	3	8
County Court ¹²	--	. / . . .	A	A	218	9	2,166	91	2,384	33,035	<1	7	7
County Municipal Court ¹²	--	. / / . .	A	A	215	25	637	75	852	26,938	<1	2	3
New Hampshire--Superior Court ¹² ..	595	/ / . / .	H	H	363	66	187	34	550	6,636	5	3	8
North Carolina:													
	3,861												
Superior Court ¹²	--	/ . . / .	C	E	4,332					49,987	9		

Note: All available data are entered in the table and all appropriate calculations are included. Blank spaces indicate that either the data are not available or the calculations were not appropriate.

- NH = This classification is not handled in this court.
- X = The data for this case type are known to be included in the total, but were not available by category.
- = Not applicable.
- / = This case type is included in the criminal trial and disposition data.
- . = This case type is not included in the criminal trial and disposition data.

Table 38: Criminal trial data for trial courts, 1977 (continued).

<p>ⁱData are not complete:</p> <p>Georgia--Superior Court--Data are given for cases filed on or after July 1, 1970. Cases filed prior to that time are not entered in the statistical reporting system.</p> <p>State Court--No data are included for the State Court of DeKalb County.</p> <p>Nevada--Data are available for the Second District (Washoe County), only. Approximately twenty-five percent of the total state population live there.</p> <p>New York--District Court and City Court--No data were received from three court locations; incomplete data were received from 10 court locations.</p> <p>South Dakota--Data are included for felony and "high grade misdemeanors" disposed by the court, but not for "low grade misdemeanors." Also, no data are included for cases disposed by the lawyer magistrates or lay magistrates who serve this court.</p> <p>Texas--Municipal Court--Data reported here are based on the monthly reports received by the Texas Judicial Council--eighty-four percent of the possible total.</p> <p>Justice of the Peace Court--Data reported here are based on the monthly reports received by the Texas Judicial Council--seventy-seven percent of the possible total.</p> <p>Wyoming--No data are included for cases filed before 1974.</p>	<p>Trial definitions:</p> <p>A = A trial is counted if tried to judgment, completion, verdict, or decision.</p> <p>B = A jury trial is counted when the jury selection begins (first juror is drawn).</p> <p>C = A jury trial is counted when the jury is sworn (impaneled).</p> <p>D = A non-jury trial is counted when the first witness is sworn.</p> <p>E = A non-jury trial is counted at the point when an opening statement or the introduction of any evidence occurs.</p> <p>F = A trial is counted when it has officially begun.</p> <p>G = A non-jury trial is counted at the point when an opening statement or the introduction of any evidence occurs. Guilty pleas are not counted as trials.</p> <p>H = A trial is not counted in the same way throughout the state.</p> <p>I = A non-jury trial is counted when the first witness is sworn. Guilty pleas are counted as trials.</p> <p>J = A non-jury trial is counted if the case is not disposed of by a jury trial.</p> <p>K = A trial is counted if tried to verdict or decision. Guilty pleas are counted as trials.</p> <p>N = A non-jury trial is counted if the case is contested (an attorney appears in opposition).</p>
<p>^mInformation on trial data:</p> <p>Rhode Island--The number of non-jury trials includes the number of cases disposed after a changed plea.</p>	

⁶The criminal case unit of count is the number of informations or indictments.

⁷The criminal case unit of count is the number of informations.

⁸The criminal case unit of count is the number of defendants on the information or indictment.

⁹The criminal case unit of count is the number of defendants on the information, indictment, or complaint.

¹⁰The criminal case unit of count is the number assigned at the arraignment.

¹¹The criminal case unit of count is the number of charges.

¹²The criminal case unit of count is not consistent statewide.

Table 39: General jurisdiction, limited jurisdiction, and all trial courts traffic caseload, 1977. State population. Disposed and end pending as a percent of filed. Number and percent change in pending

State	State population in thousands	General jurisdiction courts								Limited	
		Beginning pending	Filed	Disposed	End pending	As percent of filed		Change in pending		Beginning pending	Filed
						Disposed	End pending	Number	Percent		
Alabama	3,783	NH	NH	NH	NH	--	--	--	--	179,604 ^P	
Alaska	396	NH	NH	NH	NH	--	--	--	--	86,636	
Arizona	2,427	NH	NH	NH	NH	--	--	--	--	153,730 ^P	
Arkansas	2,207	NH	NH	NH	NH	--	--	--	--	382,912 ^I	
California	22,350	NH	NH	NH	NH	--	--	--	--	14,274,203 ^S	
Colorado	2,696	NH	NH	NH	NH	--	--	--	--	37,422 ^P	148,571 ^P
Connecticut	3,089	NH	NH	NH	NH	--	--	--	--	19,005	262,872
Delaware	595	NH	NH	NH	NH	--	--	--	--	781 ^P	83,804 ^P
District of Columbia	682	6,867	120,526	120,808	6,585	100	5	-281	-4	--	--
Florida	8,889	NH	NH	NH	NH	--	--	--	--	1,936,458	
Georgia	5,212	3,082 ^I	11,138	11,075 ^I	3,145 ^I	99 ^I	28 ^I	63 ^I	2 ^I	274,845 ^P	
Guam	111	2,878	15,877	15,452	3,303	97	21	425	15	--	--
Hawaii	916	113	108	126	95	117	88	-18	-16	46,256	618,886
Idaho	883	5,017	193,277	192,673	5,621	100	3	604	12	--	--
Illinois	11,406	2,343,770	2,273,266			97		(70,504)		--	--
Indiana	5,405	5,362	94,760	92,314	7,352	97	8	1,990	37	43,342 ^P	216,702 ^P
Iowa	2,914	16,796	271,039	266,429	21,406	98	8	4,610	27	--	--
Kansas	2,318	83 ^K	107,870 ^K	101,655 ^K	6,296 ^K	94 ^K	6 ^K	6,215 ^K	(K)		
Kentucky	3,575	NH	NH	NH	NH	--	--	--	--	418,962	
Louisiana	4,016	NH	NH	NH	NH	--	--	--	--	382,865 ^I	
Maine	1,105	397	1,881	1,429	849	76	45	452	114		
Maryland	4,195	NH	NH	NH	NH	--	--	--	--	672,516	
Massachusetts	5,744	NH	NH	NH	NH	--	--	--	--	3,098,309 ^S	
Michigan	9,157	3,165 ^I	865,267	9,668 ^I	4,426 ^I	--	--	1,257 ^I	40 ^I	333,433 ^I	1,556,207 ^I
Minnesota	3,980	NH	NH	NH	NH	--	--	--	--	6,331 ^P	72,137 ^P
Mississippi	2,460	NH	NH	NH	NH	--	--	--	--		
Missouri	4,845	NH	NH	NH	NH	--	--	--	--	173,862 ^P	
Montana	771	NH	NH	NH	NH	--	--	--	--		
Nebraska	1,554	NH	NH	NH	NH	--	--	--	--	11,602 ^P	177,255 ^P
Nevada	678	NH	NH	NH	NH	--	--	--	--		
New Hampshire	872	NH	NH	NH	NH	--	--	--	--		
New Jersey	7,342	NH	NH	NH	NH	--	--	--	--	3,496,739 ^S	
New Mexico	1,225	NH	NH	NH	NH	--	--	--	--	81,853	
New York	17,852	NH	NH	NH	NH	--	--	--	--	63,548 ^P	
North Carolina	5,668	NH	NH	NH	NH	--	--	--	--	72,698	721,048
North Dakota	649		2	4				(-2)			
Ohio	10,771	NH	NH	NH	NH	--	--	--	--	51,455 ^P	1,318,878 ^P
Oklahoma	2,856	41,046	186,171	179,814	47,403	97	25	6,357	15		
Oregon	2,439	NH	NH	NH	NH	--	--	--	--	100,818 ^I	695,355 ^I
Pennsylvania	11,882	NH	NH	NH	NH	--	--	--	--	2,661,937	
Puerto Rico	3,321	NH	NH	NH	NH	--	--	--	--	18,494	71,075
Rhode Island	955	NH	NH	NH	NH	--	--	--	--	828 ^P	
South Carolina	2,989	NH	NH	NH	NH	--	--	--	--	399,668 ^P	
South Dakota	689									--	--
Tennessee	4,402		1,811	1,202 ^I							
Texas	13,192	NH	NH	NH	NH	--	--	--	--	45,607 ^P	6,029,422 ^I
Utah	1,316	NH	NH	NH	NH	--	--	--	--		524,197 ^I
Vermont	492	NH	NH	NH	NH	--	--	--	--	3,679	43,893
Virginia	5,206	NH	NH	NH	NH	--	--	--	--		84,365
Washington	3,772	NH	NH	NH	NH	--	--	--	--		1,835,326 ^I
West Virginia	1,906	NH	NH	NH	NH	--	--	--	--		
Wisconsin	4,613			321,610							
Wyoming	412	NH	NH	NH	NH	--	--	--	--		

Note: All available data are entered in the table and all appropriate calculations are included. Blank spaces indicate that either the data are not available or the calculations were not appropriate.

NH = This case type is not handled in this court.
 -- = Not applicable.

Data are not complete:

Alaska—Limited jurisdiction courts—The only pending data that were available for the District Court were for misdemeanor traffic cases.
 Arizona—Limited jurisdiction courts—Incomplete data were reported for Justices of the Peace located in ten counties.
 Arkansas—Limited jurisdiction courts—No data were reported for nine locations of the Municipal Court or forth-five of the City Court, Police Court, and Justice of the Peace Court. Incomplete data were reported by six locations of the Municipal Court and two of the City Court.
 Georgia—General jurisdiction courts—No pending or disposed data are reported for cases filed before July 1, 1970.
 —Limited jurisdiction courts—No data were available for the State Court of DeKalb County or for one circuit of the Juvenile Court. Another circuit of the Juvenile Court reported filings only.
 Louisiana—Limited jurisdiction courts—No data were available for two locations of the City Court and Parish Court. Data for the entire year for other locations of these courts were estimated, based on varying amounts of data.
 Michigan—Limited jurisdiction courts—No data were reported for the Municipal Court located in Troy.
 Missouri—Limited jurisdiction courts—No data were available for twenty locations of the Magistrate Court; another fourteen locations reported filings only.

Table 39, page 2

Jurisdiction courts				All trial courts									
Disposed	End pending	As percent of filed		Change in pending		Beginning pending	Filed	Disposed	End pending	As percent of filed		Change in pending	
		Disposed	End pending	Number	Percent					Disposed	End pending	Number	Percent
147,001 ^{KP} 78,505 ^I	32,603 ^{KP}	82 ^{KP}	18 ^{KP}	32,603 ^{KP}		0 ^{KP}	179,604 ^{KP} 86,636 153,730 ^{IP} 382,912 ^I	147,001 ^{KP} 78,505 ^I	32,603 ^{KP}	82 ^{KP}	18 ^{KP}	32,603 ^{KP}	(k)
12,631,824 ^S 142,231 ^P	43,762 ^P	88 ^S	29	(1,642,379) ^S 6,340	17	37,422 ^P	14,274,203 ^S 148,571 ^P	12,631,824 ^S 142,231 ^P	43,762 ^P	88 ^S	29 ^P	(1,642,379) ^S 6,340 ^P	17 ^P
265,236 24,126 ^P	16,551 418 ^P	101	6	-2,454	-13	19,005 781 ^P	262,872 83,804 ^P	265,236 24,126 ^P	16,551 418 ^P	101	6	-2,454	-13
--	--	--	--	--	--	6,867	120,526 1,936,458 ^S	120,808 1,787,583 ^S	6,585	100	5	-281	-4
1,787,583 268,530 ^{IP}	--	92	--	(148,920) (6,315) ^{IP}	--	3,082 ^{IP}	285,983 ^{IP}	279,605 ^{IP}	3,145 ^{IP}	98 ^{IP}	--	(148,920) (6,378) ^{IP}	--
--	--	--	--	--	--	2,878	15,877	15,452	3,303	97	21	425	15
611,108 --	54,034 --	99	9	7,778	17	46,369 5,017	618,994 193,277	611,234 192,673	54,129 5,621	99	9	7,760	19
--	--	--	--	--	--	--	2,343,770	2,273,266	--	100	3	604	12
--	--	--	--	--	--	--	311,463 ^P	297,372 ^P	--	97	--	(70,504)	--
205,038 ^P	54,98 ^P	95 ^P	25 ^P	11,645 ^P	27 ^P	48,704 ^P	271,039	266,429	62,339 ^P	95 ^P	20 ^P	13,635 ^P	28 ^P
--	--	--	--	--	--	16,796	672,516	629,849	21,406	98	8	4,610	27
--	--	--	--	--	--	8 ^{KP}	107,870 ^{KP} 418,962 382,865 ^I	101,655 ^{KP}	6,298 ^{KP}	94 ^{KP}	6 ^{KP}	6,215 ^{KP}	(k) ^{IP}
--	--	--	--	--	--	39 ^{IP}	1,881 ^P	1,429 ^P	849 ^P	76 ^P	45 ^P	452 ^P	114 ^P
1,535,789 ^I 529,070	353,851 ^I 6,436 ^P	99 ^I	23 ^I	20,418 ^I	6 ^I	336,602 ^I 6,331 ^P	3,098,306 ^S 2,421,474 ^I 72,137 ^P	1,545,457 ^I 529,070	358,277 ^I 6,436 ^P	99	--	21,675 ^I	6 ^I 2 ^P
163,357 ^P	--	--	--	--	--	--	173,862 ^{IP}	163,357 ^P	--	--	--	--	--
174,899 ^P	13,958 ^P	99 ^P	8 ^P	2,356 ^P	20 ^P	11,602 ^P	177,255 ^P	174,899 ^P	13,958 ^P	99 ^P	8 ^P	2,356 ^P	20 ^P
132,348 2,877,746 ^S	--	82 ^S	--	(618,993) ^S	--	--	3,496,739 ^S 81,853 ^P	132,348 2,877,746 ^S	--	82 ^S	--	(618,993) ^S	--
2,768,977 ^I 696,421	--	97	--	(24,627)	--	72,698	63,548 ^P 721,048	2,768,977 ^I 696,421	--	NC	--	(24,627)	--
100,591 1,315,572 ^P	54,764 ^P	100 ^P	4 ^P	3,305 ^P	6 ^P	51,459 ^P 41,046 ^P	1,318,878 ^P 186,171 ^P	1,315,572 ^P 179,814 ^P	54,764 ^P 47,403 ^P	100 ^P	4 ^P	3,305 ^P 6,35 ^P	6 ^P 15 ^P
679,012 ^I 2,659,848 ^P	117,161 ^I	98 ^I	17 ^I	16,343 ^I	16 ^I	100,818 ^I	695,355 ^I 2,661,937	679,012 ^I 2,659,848 ^P	117,161 ^I	98 ^I	17 ^I	16,343 ^I	16 ^I
75,397 1,705 ^P	14,172	106	20	-4,322	-23	18,494	71,075 828 ^{IP} 399,668 ^P	75,397 1,705 ^P	14,172	106	20	-4,322	-23
--	--	--	--	--	--	--	1,811 ^P	1,202 ^{IP}	--	--	--	--	--
4,100,992 ^I 353,642 ^P 44,822	50,167 ^{IP} 2,750	68 ^I	6	(1,928,430) ^I	--	45,607 ^{IP} 3,679	6,029,422 ^I 524,197 ^I 43,893	4,100,992 ^I 353,642 ^P 44,822	50,167 ^{IP} 2,750	68 ^I	6	(1,928,430) ^I	--
802,353 42,036 ^I 238,300 ^I	--	95	--	(42,012)	--	--	844,365 1,835,326 ^I	802,353 42,036 ^I 559,910 ^I N/A	--	95	--	(42,012)	--

Oregon—Limited Jurisdiction courts—Data were available for only 26 of the 44 Justice Court locations and 94 of the 170 Municipal Court locations.

Tennessee—General Jurisdiction courts—No disposition data are available for the Circuit Court and Criminal Court located in the ten counties serving as pilot sites for the new computerized information system.

Texas—Limited Jurisdiction courts—Data reported in this table are based on a less than complete reporting for all courts. The reporting rates for the courts were: County Court at Law, Constitutional County Court, and Probate Court—ninety-seven percent; Municipal Court—eighty-four percent; Justice of the Peace Court—seventy-seven percent.

Utah—Limited Jurisdiction courts—The only data available for the Justice Court cover the six-month period from January 1, 1977 to June 30, 1977. One hundred forty-nine of the one hundred seventy-nine Justices of the Peace sent in 769 monthly reports.

West Virginia—Limited Jurisdiction courts—No data were available for Magistrate Courts located in three counties; courts in thirteen others reported incomplete data.

Wisconsin—Limited Jurisdiction courts—No data were available for fifteen court locations.

Additional Information:

Alabama—Limited Jurisdiction courts—During 1977 the District Court was created to take the place of numerous other Limited Jurisdiction courts. It started the year with no cases pending. Each of the other caseload figures were influenced by its start up, also.

Kansas—General Jurisdiction courts—During the 1977 court year, most of the trial courts of Kansas were unified into one general jurisdiction court. The large volume of cases pending at the end of the year compared to those pending at the beginning of the year reflects the new traffic jurisdiction this court was given as a result of the unification.

PData were not available for all courts in the state.

SData are known to include parking cases.

Table 40: DWI/DUI caseflow for trial courts, 1977.
 State population. Courts reporting DWI/DUI caseflow. Disposed and end pending as a percent of filed. Number and percent change in pending. Filed per 100,000 population

State and court title	State population in thousands	Beginning pending	Filed	Disposed	End pending	As percent of filed		Change in pending		Filed per 100,000 population
						Disposed	End pending	Number	Percent	
Arkansas--STATE TOTAL.....	2,207		22,895 ¹							1,037 ¹
Municipal Court ¹	--		21,094 ¹							956 ¹
City Court, Police Court, and Justice of the Peace Court ¹	--		1,801 ¹							82 ¹
Hawaii--STATE TOTAL.....	916	828	1,889	1,795	922	95	49	94	11	206
Circuit Court.....	--	9	12	10	11	83	92	2		1
District Court.....	--	819	1,877	1,785	911	95	49	92	11	205
Idaho--STATE TOTAL.....	883	1,231	7,578	7,214	1,595	95	21	364	30	858
District Court.....	--	2	14	16	0	114	0	-2	NC	2
Magistrates Division of District Court	--	1,229	7,564	7,198	1,595	95	21	366	30	857
Kansas--District Court.....	2,318	38	43	64	17	149	39	-21	-55	2
Massachusetts--District Court.....	5,744		21,308							371
Ohio--STATE TOTAL.....	10,771	10,107	64,776	64,673	10,206	100	16	99	1	601
County Court.....	--	2,484	12,033	13,023	1,490	108	12	-994	-40	112
Municipal Court.....	--	7,623	52,743	51,650	8,716	98	16	1,093	14	490
Oklahoma--District Court.....	2,866	5,233	11,417	9,890	6,760	87	59	1,527	29	398
South Carolina--Magistrate Court.....	2,989		12,075							404
Tennessee--Circuit Court and Criminal Court.....	4,402		1,811	1,202 ¹						41
Texas--County Court at Law, Constitutional County Court and Probate Court ¹	13,192	45,607	82,360	77,800	50,167	94	61	4,560	10	624
Utah--Justice of the Peace Court.....	1,316		1,448 ¹							110 ¹

Note: All available data are entered in the table and all appropriate calculations are included. Blank spaces indicate that either the data are not available or the calculations were not appropriate.

-- = Not applicable.

¹Data are not complete.

Arkansas--Municipal Court--Only partial data were available for six counties; nine counties reported no data.

City Court, Police Court, and Justice of the Peace Court--Only partial data were available for two court locations; forty-five court locations did not report any data.

Tennessee--No data were available for cases disposed in ten counties that are pilot sites for a new computerized statistical information system.

Texas--Data reported in this table are based on incomplete reporting for these courts. The reporting rate for these courts was 97 percent.

Utah--Data reported in this table are based on reports for the six-month period from January 1, 1977 to June 30, 1977. No reports were received from sixteen court locations.

PData were not available for all courts in the state.

Table 41: Other traffic violations caseload for trial courts, 1977.
 State population. Courts reporting other traffic violations caseload. Disposed and end pending as a percent of filed. Number and percent change in pending. Filed per 100,000 population

State and court title	State population		As percent of filed			Change in pending		Filed (disposed) per 100,000 population
	In thousands	Beginning pending	Filed	Disposed	End pending	Number	Percent	
Alaska--District Court.....	396		85,861	77,709 ¹				21,682
Arkansas--STATE TOTAL.....	2,207		360,017 ¹					16,313 ¹
Municipal Court ¹	--		342,086 ¹					15,500 ¹
City Court and Police Court, and Justice of the Peace Court ¹	--		17,931 ¹					812 ¹
California--STATE TOTAL.....	22,350		5,316,016	4,876,061	92	(439,955)		23,785
Justice Court.....	--		508,870	461,013	91	(47,857)		2,277
Municipal Court.....	--		4,807,146	4,415,048	92	(392,098)		21,508
Connecticut--Court of Common Pleas.....	3,089	19,005	262,872	265,236	16,591	101	6	-2,454
Delaware--Family Court.....	595							-13
District of Columbia--Superior Court.....	682	6,867	120,526	120,808	6,585	100	5	-282
Florida--County Court.....	8,889		1,936,458	1,787,583	92	(148,875)		-4
Georgia--Juvenile Court ¹	5,212		2,982 ¹	2,789 ¹				57 ¹
Hawaii--STATE TOTAL.....	916	44,848	181,633	177,434	49,047	98	27	4,199
Circuit Court.....	--	104	96	116	84	121	88	-20
District Court.....	--	44,744	181,537	177,318	48,963	98	27	4,219
Idaho--STATE TOTAL.....	883	3,786	185,699	185,459	4,026	100	2	240
District Court.....	--	2	3	2				0
Magistrates Division ²	--	3,784	185,696	185,456	4,024	100	2	240
Indiana--STATE TOTAL.....	5,405	48,704	311,463	297,372	62,339	95	20	13,635
Superior Court and Circuit Court.....	--	5,362	94,760	92,314	7,352	97	8	1,990
County Court.....	--	15,685	136,787	129,810	22,665	95	17	6,977
Municipal Court of Marion County.....	--	27,656	79,916	75,248	32,324	94	40	4,668
Iowa--District Court.....	2,914	16,795	271,039	266,429	21,606	98	8	4,610
Kansas--District Court.....	2,318	45	107,827	101,591	6,281	94	6	6,236
Kentucky--County Court, Quarterly Court, Police Court, and Justice Court ¹	3,575		418,962					
Louisiana--City Court and Parish Court, ¹ and Traffic Court of New Orleans.....	4,016		382,865					
Maine--Superior Court.....	1,105	397	1,881	1,429	849	76	45	452
Massachusetts--District Court.....	5,744		541,535					114
Michigan--Recorder's Court of Detroit.....	9,157	3,169 ¹	206,685	9,668 ¹	4,426 ¹			1,257 ¹
Minnesota--County Court.....	3,980	73,570 ¹	470,948 ¹	457,038	109,218 ¹			40 ¹
Nebraska--County Court.....	1,554	11,602	177,255	174,899	13,958	99	8	2,356
New Hampshire--STATE TOTAL.....	872			132,348				20
District Court.....	--			125,840				
Municipal Court.....	--			6,508				
New Jersey--STATE TOTAL.....	7,342		1,012,386	944,045		93		(68,341)
County District Court.....	--		33,289	29,172		90		(3,117)
Municipal Court.....	--		980,097	914,873		93		(65,224)
New York--STATE TOTAL.....	17,882		63,548 ²	2,768,977 ¹				
District Court and City Court ¹	--			971,764 ¹				
Criminal Court of the City of New York.....	--		63,548					
Town and Village Court.....	--			1,797,213				
North Dakota--STATE TOTAL.....	649		2 ²	100,622				
District Court.....	--		2	4				2
County Court with Increased Jurisdiction.....	--			42,032				
Municipal Court.....	--			41,041				
County Justice Court.....	--			17,545				
Ohio--STATE TOTAL.....	10,771	41,352	1,254,102	1,250,899	44,558	100	4	3,206
County Court.....	--	4,777	156,341	156,379	4,739	100	3	-38
Municipal Court.....	--	36,575	1,097,761	1,094,520	39,819	100	4	3,244
Oklahoma--District Court.....	2,866	35,813	174,754	169,924	40,643	97	23	4,830
Oregon--Municipal Court ¹	2,439	29,773 ¹	144,358 ¹	141,238 ¹	32,893 ¹	98 ¹	23 ¹	3,120 ¹
Rhode Island--Family Court.....	995		828					10 ¹
South Carolina--STATE TOTAL.....	2,989		399,668 ²	1,709 ²				
Family Court.....	--			1,705				
Magistrate Court.....	--		399,668					
Texas--Municipal Court ¹	13,192		2,331,923 ¹	1,795,310 ¹		75 ¹		(576,623) ¹
Utah--STATE TOTAL.....	1,316		202,440 ¹					
Juvenile Court.....	--		12,884					
City Court.....	--		117,395					
Justice Court.....	--		72,161 ¹					
Washington--Municipal Court.....	3,772		260,434 ¹					
West Virginia--Magistrate Court.....	1,906			42,036 ¹				
Wisconsin--Municipal Justice Court.....	4,613			129,812 ¹				

Note: All available data are entered in the table and all appropriate calculations are included. Blank spaces indicate that either the data are not available or the calculations were not appropriate.

-- = Not applicable.

¹Data are not complete:

- Alaska--Disposed figure does not include "misdemeanor traffic" or "other criminal--traffic on formal complaint."
- Arkansas--Municipal Court--incomplete data were reported for six counties; no data were available for nine others. City Court, Police Court, and Justice of the Peace Court--incomplete data were reported for two cities; no data were available for forty-five others.
- Georgia--No data were reported for one circuit; another circuit reported filings only.
- Michigan--Pending and disposed data include "state misdemeanor cases," but do not include "accident" or "moving" cases.
- Minnesota--Pending and filing data include "traffic" and "Traffic Violation Bureau" cases but do not include "juvenile traffic" cases.
- New York--District Court and City Court--No data were reported for three court locations. Incomplete data were reported for ten others.
- Oregon--Data are based on reports received from 94 of the 170 courts.
- Texas--Data reported here are based on an incomplete number of monthly reports. The reporting rate for this court was eighty-four percent.
- Utah--Justice Court--Data are based on pretrial reports received for the six-month period from January 1, 1977 to June 30, 1977. No reports were received for sixteen court locations.
- Washington--No data were available for courts located in eleven towns.
- West Virginia--No data were received for courts located in three counties; incomplete data were received for eleven others.
- Wisconsin--No data were available for fifteen court locations.

²Additional Information:

- Kansas--This state unified its trial courts during the 1977 court year. As a result, the traffic jurisdiction of this court increased greatly, as is reflected in the increase in the number of cases pending during the year.

PData were not available for all courts in the state.

Table 42: Traffic disposition types for trial courts, 1977.
 State population. Courts reporting traffic disposition type data. Pleas, violations bureau, bail or bond forfeitures, total convictions, trial convictions, acquitted, nolle prosequi, and dismissed. Each disposition type as a percent of traffic dispositions

State and court title	State population in thousands	Total traffic dispositions (fillings)	Pleas		Violations Bureau*		Bail or bond forfeiture		Total conviction		Trial conviction		Acquittal		Nolle prosequi		Dismissal	
			Number	percent of dis- posed	Number	percent of dis- posed	Number	percent of dis- posed	Number	percent of dis- posed	Number	percent of dis- posed	Number	percent of dis- posed	Number	percent of dis- posed	Number	percent of dis- posed
Alaska--District Court.....	396	77,709	17,724	23%														
California--STATE TOTAL.....	22,350	12,651,824	1,182,057	9%	NH	--	9,675,571	77%	1,323,551	10%	141,494	1%	64,369	1%	1,522,225	12%		
Municipal Court.....	--	11,999,070	1,102,581	9%	NH	--	9,209,541	77%	1,235,006	10%	132,419	1%	60,948	1%	1,462,134	12%		
Justice Court.....	--	652,754	79,476	13%	NH	--	466,030	74%	88,551	14%	9,075	1%	3,421	1%	60,391	10%		
District of Columbia--Superior Court.....	682	120,808	9,859	8%	NH	--	7,814	6%										
Florida--County Court.....	8,889	1,787,583	228,397	13%			12,131	1							14,797	12%	6,144	5
Georgia--STATE TOTAL.....	5,212	276,816	91,429	33%			170,955	62%										
Superior Court.....	--	11,075	4,269	39%	NH	--	6,197	56%										
State Court and County Court.....	--	151,195	56,426	37%	NH	--	87,121	58%										
Probate Court.....	--	114,546	30,734	27%	NH	--	77,637	68%										
Hawaii--STATE TOTAL.....	916	611,234	40	6%			431,259	70%	63,309	10%					2,662	1%	6,291	5
Circuit Court.....	--	126	4	3%	NH	--									2	2%	1	1
District Court.....	--	611,108			NH	--	431,225	71%	63,305	10%					2,660	1%	68,437	11%
Kansas--District Court.....	2,318	101,493	84,253	83%			11,910	12%	86,247	85%	1,992	2%	182	1%	2,660	1%	68,436	11%
Michigan--STATE TOTAL.....	9,157	1,535,789																
District Court.....	--	1,346,639																
Municipal Court.....	--	189,150																
Minnesota--STATE TOTAL.....	3,980	507,332	147,302	29%														
County Court.....	--	435,300	106,296	24%														
County Municipal Court.....	--	72,032	41,006	57%	NH	--												
New Jersey--STATE TOTAL.....	7,342	2,877,745																
County District Court.....	--	56,587																
Municipal Court.....	--	2,821,159																
New York--District Court and City Court.....	17,852	971,764	765,937	79%														
North Carolina--District Court.....	5,668	696,421	151,842	22%														
North Dakota--STATE TOTAL.....	649	100,591																
County Court with Increased Jurisdiction.....	--	42,032																
County Justice Court.....	--	17,545																
Municipal Court.....	--	41,014																
Ohio--STATE TOTAL.....	10,771	1,315,572	530,976	40%														
County Court.....	--	159,402	74,569	44%														
Municipal Court.....	--	1,146,170	456,407	40%														
Pennsylvania--District Justice Court.....	11,882	929,515	749,048	81%														
Puerto Rico--District Court.....	3,321	75,397	50,237	67%														
Texas--STATE TOTAL.....	13,192	4,100,992	63,866	1%														
County Court of Law, and Constitutional Court.....	--	77,800	63,866	82%														
County Court.....	--	3,078,255																
Justice of the Peace Court.....	--	944,937																
Utah--City Court.....	1,316	353,642	40,045	11%														
Vermont--District Court.....	492	44,822	36,804	82%														
Washington--STATE TOTAL.....	3,772																	
Municipal Court.....	--																	
District Court and Justices of the Peace.....	--																	

Note: All available data are entered in the table and all appropriate calculations are included. Blank spaces indicate that either the data are not available or the calculations were not appropriate.

NH = This case type is not handled in this court.

-- = Not applicable.

*Violations Bureau dispositions: These cases were disposed by a Violations Bureau, usually with just the payment of a fine. In the Texas Justice of the Peace Court these are called payment of fine dispositions.

†Data are not complete:

Alaska--The figure given for total traffic dispositions and for type of dispositions includes only "other traffic."

Georgia--Superior Court--Data are given only for cases filed on or after July 1, 1970.

Iowa--No data from the court in Des Moines County are available.

Kansas--Data are only given for "traffic" cases and do not include "other traffic" or DWI/DUI cases disposed by this court. These "traffic" cases were a new area of jurisdiction created in this court when the Kansas court system was reorganized in the middle of the 1977 court year.

Michigan--Municipal Court--No data were received for the court in Troy.

Minnesota--County Court--Data given do not include juvenile traffic cases.

New York--No data were received from three court locations. Incomplete data were received from ten others.

Texas--All courts--All data are based on incomplete reporting. In the County Courts, five percent of the courts reported no data or incomplete data. Municipal Court data are based on an eighty-four percent reporting rate. Justice of the Peace Courts submitted seventy-seven percent of all possible reports.

Washington--Municipal Court--No data were available for eleven court locations.

Additional Information:

Washington--District Court and Justices of the Peace--These data include Municipal Court cases that are processed in the District Courts that contract with the municipalities for that purpose.

Data were not available for all courts in the state.

†Data do not include parking cases.

‡Data are known to include parking cases.

Table 43: General jurisdiction, limited jurisdiction, and all trial courts juvenile caseflow, 1977.
 State juvenile population. Disposed and end pending as a percent of filed. Number and percent change in pending

State	Juvenile population in thousands	General jurisdiction courts						Change in pending		Limited	
		Beginning pending	Filed	Disposed	End pending	As percent of filed		Number	Percent	Beginning pending	Filed
						Disposed	End pending				
Alabama	1,148	0	10,764	9,371	1,393	87	13	1,393		0P	13,423P
Alaska	149		1,483	1,111		75		(372)		NH	NH
Arizona	736	871 [†]	12,404 [†]	9,655 [†]	2,480 [†]	78 [†]		1,609 [†]	185 [†]	NH	NH
Arkansas	649	NH	NH	NH	NH	--	--	--	--	NH	9,884
California	6,268		107,786	99,951		93		(7,835)		NH	NH
Colorado	798		16,078							NH	NH
Connecticut	870	NH	NH	NH	NH	--	--	--	--	5,623	13,329
Delaware	175	NH	NH	NH	NH	--	--	--	--	2,380	
District of Columbia	183	1,104	6,289	6,466	926	103	15	-178	-16	--	--
Florida	2,248		76,271	65,313		86		(10,958)		NH	NH
Georgia	1,592	NH	NH	NH	NH	--	--	--	--	--	22,660 [†]
Guam		256	490	365	381	74	78	125	49	--	--
Hawaii	280	3,276	8,075	7,937	3,414	98	42	138	4	NH	NH
Idaho	284	2,253	7,733	7,637	2,349	99	30	96	4	--	--
Illinois	3,369	12,808	25,686	28,287	13,116	110	51	308	2	--	--
Indiana	1,648	9,229	15,776	14,908	10,097	94	64	868	9	2,567	6,483
Iowa	861		6,059	6,795		112		(-736)		--	--
Kansas	662	NH	NH	NH	NH	--	--	--	--		
Kentucky	1,060	NH	NH	NH	NH	--	--	--	--		26,930
Louisiana	1,317	NH	NH	NH	NH	--	--	--	--		40,193 [†]
Maine	328	NH	NH	NH	NH	--	--	--	--		5,083 [†]
Maryland	1,217	4,793 [†]	23,702	24,442	4,045 [†]	101		-752 [†]	-16 [†]	3,067 [†]	2,899
Massachusetts	1,611	NH	NH	NH	NH	--	--	--	--		48,620
Michigan	2,848	NH	NH	NH	NH	--	--	--	--		30,045
Minnesota	1,214										
Mississippi	815										
Missouri	1,391	9,031	16,734	16,364	9,401	98	56	370	4	NH	NH
Montana	240										
Nebaska	466	NH	NH	NH	NH	--	--	--	--	1,088P	4,860
Nevada	195		535 [†]							NH	NH
New Hampshire	255	NH	NH	NH	NH	--	--	--	--		
New Jersey	2,098	NH	NH	NH	NH	--	--	--	--	12,678	82,243
New Mexico	409										
New York	5,030	NH	NH	NH	NH	--	--	--	--	23,473	47,440
North Carolina	1,660	NH	NH	NH	NH	--	--	--	--		22,622
North Dakota	202		974	888		91		(86)		NH	NH
Ohio	3,219	17,632	202,796	200,893	19,535	99	10	1,903	11	NH	NH
Oklahoma	815	5,355	8,906	8,038	6,223	90	70	868	16	NH	NH
Oregon	686		14,430								223
Pennsylvania	3,278	4,859	35,614	34,201	6,272	96	18	1,413	29	NH	NH
Puerto Rico		1,499	5,647	5,607	1,489	99	26	-10	-1	NH	NH
Rhode Island	261	NH	NH	NH	NH	--	--	--	--		5,894
South Carolina	921	NH	NH	NH	NH	--	--	--	--		
South Dakota	214		3,519 [†]	4,487 [†]		128 [†]		(-968 [†])		--	--
Tennessee	1,269	NH	NH	NH	NH	--	--	--	--		
Texas	4,044	4,952 [†]	11,141 [†]	10,808 [†]	5,285 [†]	97 [†]	47 [†]	333 [†]	7 [†]	1,144 [†]	1,650 [†]
Utah	472	NH	NH	NH	NH	--	--	--	--		22,939
Vermont	147	NH	NH	NH	NH	NH	--	--	--	254	1,038
Virginia	1,497	NH	NH	NH	NH	--	--	--	--		115,745
Washington	1,080		14,824							NH	NH
West Virginia	545	3,510	7,318	7,522	3,306	103	45	-204	-6	NH	NH
Wisconsin	1,407			17,512						NH	NH
Wyoming	129									NH	NH

Note: All available data are entered in the table and all appropriate calculations are included. Blank spaces indicate that the data are not available or the calculations were not appropriate.

NH = This case type is not handled in this court.
 -- = Not applicable.

Table 43, page 2

Jurisdiction courts						All trial courts							
Disposed	End pending	As percent of filed		Change in pending		Beginning pending	Filed	Disposed	End pending	As percent of filed		Change in pending	
		Disposed	End pending	Number	Percent					Disposed	End pending	Number	Percent
10,683P	2,740P	80P	20P	2,740P		OP	24,187P	20,054P	4,133P	83P	17P	4,133P	
NH	NH	--	--	--	--		1,483	1,111	75			(372)	
NH	NH	--	--	--	--	8711	12,4041	9,6551	2,4201	781		1,6091	1851
NH	NH	--	--	--	--		9,884						
NH	NH	--	--	--	--		107,785	99,951	93			(7,835)	
NH	NH	--	--	--	--		16,078						
14,508	4,444	109	33	-1,179	-21	5,623	13,329	14,508	4,444	109	33	-1,179	-21
--	--	--	--	--	--	2,380							
--	--	--	--	--	--	1,104	6,389	6,466	926	103	15	-178	-16
NH	NH	--	--	--	--		76,271	65,313		86		(10,958)	
24,9601		1101		(-2,3001)			22,6601	24,9601		1101		(-2,3001)	
--	--	--	--	--	--	256	490	365	351	74	78	125	49
NH	NH	--	--	--	--	3,276	8,075	7,937	5,414	98	42	138	4
--	--	--	--	--	--	2,253	7,733	7,637	2,349	99	30	96	4
--	--	--	--	--	--	12,808	29,686	28,287	13,116	110	51	308	2
6,131	2,919	95	45	352	14	11,796	22,259	21,039	13,016	94	58	1,220	10
--	--	--	--	--	--		6,059	6,795		112		(-736)	
22,070								22,070					
							26,930						
							40,1931						
							5,0851						
3,329	2,6421	115		-4251	-141	7,8641	26,601	27,771	6,6871	104		-1,1771	-151
11,4331	29,939		100				48,620	11,4331	29,939		100		
14,402							30,045	14,402P					
NH	NH	--	--	--	--	9,031	16,734	16,364	9,401	98	56	370	4
2,883P	1,073P			-15P	-1P	1,088P	4,860	2,883P	1,073P			-15P	-1P
NH	NH	--	--	--	--		5351						
5,850								5,850					
81,675	13,246	99	16	568	4	12,678	82,243	81,675	13,246	99	16	568	4
NH	NH	--	--	--	--								
58,346	12,343	123	26	-11,130	-47	23,473	47,440	58,346	12,343	123	26	-11,130	-47
23,308		103		(-686)			22,622	23,308		103		(-686)	
NH	NH	--	--	--	--		974	888		91		(86)	
NH	NH	--	--	--	--	17,632	202,796	200,893	19,535	99	10	1,903	11
NH	NH	--	--	--	--	5,355	8,906	8,038	6,223	90	70	868	16
NH	NH	--	--	--	--		14,653						
NH	NH	--	--	--	--	4,859	35,614	34,201	6,272	96	18	1,413	29
NH	NH	--	--	--	--	1,499	5,647	5,607	1,489	99	26	-10	-1
							5,894						
14,296								14,296					
--	--	--	--	--	--		3,5191	4,4811		1281		(-9681)	
1,3691	1,4251	831	861	2811	251	6,0961	12,7911	12,1771	6,7101	951	521	611	101
15,8621							22,939	15,8621					
1,094	198	105	19	-56	-22	254	1,038	1,094	198	105	19	-56	-22
94,048		81		(21,697)			115,745	94,048		81		(21,697)	
NH	NH	--	--	--	--		14,824						
NH	NH	--	--	--	--	3,510	7,318	7,522	3,306	103	45	-204	-6
NH	NH	--	--	--	--			17,512					
NH	NH	--	--	--	--								

Data are not complete:

- Arizona-General Jurisdiction courts--There were no juvenile non-offense or juvenile traffic data reported for the court located in Maricopa County; the court in Pima County did not report juvenile traffic data either.
- Georgia-Limited Jurisdiction courts--No data were available for one circuit of the Juvenile Court; another circuit reported filings only.
- Louisiana-Limited Jurisdiction courts--No data were available for two locations of the City Court and Parrish Court. Data for the entire year for the other court locations were estimated, based on varying amounts of data.
- Maine-Limited Jurisdiction courts--Data for the District Court were not reported for two court locations.
- Michigan-Limited Jurisdiction courts--Dispositions from the Probate Court do not include non-offense cases.
- Nevada-General Jurisdiction court--The only data that were available are for the court located in the Second District (Washoe County). Approximately twenty-five percent of the total state population lives there.
- South Dakota-General Jurisdiction court--No data are included for cases heard by the lawyer magistrates and lay magistrate/clerks who also serve this court.
- Texas--All courts--Data reported for all courts in this table are based on a less than complete number of monthly reports. The reporting rate for the Texas District Court, Domestic Relations Court, and Juvenile Court (general jurisdiction) was ninety-eight percent and for the County Courts (limited jurisdiction) was ninety-seven percent.
- Utah--Limited Jurisdiction courts--Disposition data for the Juvenile Court only includes criminal-type of offense cases.

Explanation of data included in the category:

- Maryland--All Courts--Pending data include figures for criminal adult offenses against juveniles. Juvenile cases are heard in the District Court, a court of limited jurisdiction, in Montgomery County, but in the Circuit Court, the court of general jurisdiction, in the rest of the state.

Data were not available for all courts in the state.

Table 44: Criminal-type offense caseload for trial courts, 1977.
State juvenile population. Courts reporting delinquency caseload. Disposed and end pending as a percent of filed. Number and percent change in pending. Filed per 100,000 juvenile population

State and court title	Juvenile population		As percent of filed			Change in pending		Filed (disposed) per 100,000 population		
	In thousands	Beginning pending	Filed	Disposed	End pending	End Disposed	End pending		Number	Percent
Alaska--Superior Court.....	149		1,275							856
California--Superior Court.....	6,268		93,171	86,845		93		6,325		1,486
Colorado--District Court and Denver Juvenile Court.....	798		6,204							777
Connecticut--Juvenile Court.....	870	5,163	12,434	13,551	4,046	109	33	-1,117	-22	1,429
District of Columbia--Superior Court.....	183	818	5,276	5,406	688	102	13	-130	-16	2,883
Florida--Circuit Court.....	2,248		54,897	49,338		90		(5,559)		2,442
Georgia--Juvenile Court ^{c,1}	1,592		14,851 ¹	16,207 ¹		109 ¹		(-1,356 ¹)		933 ¹
Guam--Superior Court.....		85	273	214	144	78	53	59	69	
Hawaii--Circuit Court.....	280	2,121	5,157	5,242	2,036	102	39	-85	-4	1,842
Idaho--STATE TOTAL.....	284	2,000	7,263	7,145	2,118	98	29	118	6	2,557
District Court.....	--	1	1	0	2			1		<1
Magistrates Division ^a	--	1,999	7,262	7,145	2,116	98	29	117	6	2,557
Maryland--STATE TOTAL.....	1,217		22,979	23,814		104		(-835)		19
Circuit Court.....	--		20,928	21,424		102		(-496)		17
District Court.....	--		2,051	2,390		117		(-339)		2
Massachusetts--STATE TOTAL.....	1,611		43,839							2,721
District Court.....	--		33,838							2,100
Juvenile Court.....	--		10,001							621
Michigan--Probate Court.....	2,848			8,612						(302)
Minnesota--County Court.....	1,214			12,155						(1,001)
New Hampshire--STATE TOTAL.....	255			4,831						(1,895)
District Court.....	--			4,562						(1,789)
Municipal Court.....	--			269						(105)
New Jersey--Juvenile and Domestic Relations Court.....	2,098	11,902	73,400	72,986	12,316	99	17	414	3	3,499
New York--Family Court.....	5,030	11,702	25,959	31,259	6,402	120	25	-5,300	-45	516
North Carolina--District Court.....	1,660		13,105	12,796		98		(309)		789
North Dakota--District Court.....	202		542	513		95		(29)		268
Oklahoma--District Court.....	815	2,950	4,680	4,357	3,273	93	70	323	11	574
Puerto Rico--Superior Court.....		1,449	5,647	5,607	1,489	99	26	40	3	
Rhode Island--Family Court.....	261		4,464							1,710
South Carolina--Family Court.....	921			10,514						(1,142)
South Dakota--Circuit Court ¹	214		3,020 ¹	3,865 ¹		128		(-845)		1,411 ¹
Texas--STATE TOTAL.....	4,044		9,460 ¹							188 ¹
District Court and Juvenile Court ¹	--		8,148 ¹							162 ¹
County Court at Law, Constitutional County and Probate Court ¹	--		1,312 ¹							26 ¹
Utah--Juvenile Court.....	472		15,338	15,862		103		(-524)		3,250

Note: All available data are entered in the table and all appropriate calculations are included. Blank spaces indicate that the data are not available or the calculations were not appropriate.

-- = Not applicable.

^cJudge information:

Judges of the Georgia State Court handle juvenile cases in those circuits not served by a Juvenile Court. Those cases are included in these figures.

¹Data are not complete:

Georgia--Data are not available for some court locations.

South Dakota--No data are included for cases disposed by lawyer magistrates or lay magistrates/clerks in this court.

Texas--All data given are based on incomplete reporting by the courts. The District Court and Juvenile Court reporting rate was ninety-eight percent; the County Court reporting rate was ninety-seven percent.

^jExplanation of data included in the category:

Maryland--Data on juvenile cases from the Montgomery County District Court are included in these figures.

Table 45: Status offense caseflow for trial courts, 1977.
 State juvenile population. Courts reporting status offenses caseflow. Disposed and end pending as a percent of filed. Number and percent change in pending. Filed per 100,000 juvenile population

State and court title	Juvenile population In thousands	Beginning pending	Filed	Disposed	End pending	As percent of filed		Change in pending		Filed (dis- posed) per 100,000 population
						Disposed	End pending	Number	Percent	
Alaska--Superior Court.....	149		163							109
Colorado--District Court and Denver Juvenile Court.....	798		919							115
District of Columbia--Superior Court.....	183	105	474	509	70	107	15	-35	-33	259
Florida--Circuit Court ^D	2,248		3,772	2,789		73.9		(983)		168
Georgia--Juvenile Court ^{C, 1}	1,592		5,435 ¹	5,608 ¹						341 ¹
Hawaii--Circuit Court.....	280	461	1,478	1,421	518	96	35	57	12	528
Messachusetts--STATE TOTAL.....	1,611		3,478							216
District Court.....	--		2,248							140
Juvenile Court.....	--		1,230							76
Michigan--Probate Court.....	2,848			2,821						(99)
New Hampshire--STATE TOTAL.....	255			531						(208)
District Court.....	--			494						(194)
Municipal Court.....	--			37						(15)
New Jersey--Juvenile and Domestic Relations Court.....	2,098	776	8,843	8,689	930	98	11	154	20	422
New York--Family Court.....	5,030	5,108	12,265	15,197	2,176	124	18	-2,932	-57	244
North Carolina--District Court.....	1,660		4,567	4,943		108		(-376)		275
North Dakota--District Court.....	202		237	210		89		(27)		117
Oklahoma--District Court.....	815	1,315	1,586	1,631	1,270	103	80	-45	-3	195
South Dakota--Circuit Court ¹	214		499 ¹	622 ¹		125		(-123) ¹		233 ¹
Texas--STATE TOTAL.....	4,044		1,635 ¹							40 ¹
District Court and Juvenile Court.....	--		1,297 ¹							32 ¹
County Court at Law, Constitutional County Court, and Probate Court ¹	--		338 ¹							8 ¹
Utah--Juvenile Court.....	472		6,049							1,282

Note: All available data are entered in the table and all appropriate calculations are included. Blank spaces indicate that either the data are not available or the calculations were not appropriate.

-- = Not applicable.

^CJudge Information:

Georgia--Judges of the State Court handle juvenile cases in those circuits not served by a Juvenile Court. Those cases are included in these figures.

¹Data are not complete:

Georgia--Data are not available for one court location; another location reported filings only.

South Dakota--No data are included for cases heard by lawyer magistrates or lay magistrates/clerks in this court.

Texas--All courts--Data for all courts are based on an incomplete number of monthly reports. The reporting rate was ninety-eight percent for the District Court and Juvenile Court and ninety-seven percent for the County Courts.

Table 46: Non-offense caseload for trial courts, 1977.
State juvenile population. Courts reporting dependency and neglect caseload. Disposed and end pending as a percent of filed. Number and percent change in pending. Filed per 100,000 juvenile population

State and court title	Juvenile population in thousands	Beginning pending	Filed	Disposed	End pending	As percent of filed		Change in pending		Filed (disposed) per 100,000 population
						Disposed	End pending	Number	Percent	
Alaska--Superior Court.....	149		45							30
California--Superior Court.....	6,268		14,615	13,106		90		(1,509)		233
Colorado--District Court and Denver Juvenile Court.....	798		1,950							244
Connecticut--Juvenile Court.....	870	460	895	957	398	107	44	-62	-13	103
District of Columbia--Superior Court.....	183	181	539	551	168	102	31	-13	-7	295
Florida--Circuit Court.....	2,248		17,602	13,186		75		(4,416)		783
Georgia--Juvenile Court ¹	1,592		1,305 ¹	2,267 ¹						82 ¹
Hawaii--Circuit Court.....	280	150	191	174	167	91	87	17	11	68
Idaho--STATE TOTAL.....	284	253	470	492	231	105	49	-22	-9	165
District Court.....	--	1	2	2	1			0		<1
Magistrates Division.....	--	252	468	490	230	105	49	-22	-9	165
Massachusetts--STATE TOTAL.....	1,611		1,303							81
District Court.....	--		914							57
Juvenile Court.....	--		389							24
Michigan--Probate Court.....	2,848		4,748		12,123		255			167
Minnesota--County Court.....	1,214			1,497						(123)
New Hampshire--STATE TOTAL.....	255			488						(191)
District Court.....	--			479						(188)
Municipal Court.....	--			9						(4)
New York--Family Court.....	5,030	6,663	8,835	11,570	3,755	131	43	-2,908	44	176
North Carolina--District Court.....	1,660		4,950	5,569		113		(-619)		298
North Dakota--District Court.....	202		159	134		84		(25)		79
Oklahoma--District Court.....	815	1,090	2,640	2,050	1,680	78	64	590	54	324
Rhode Island--Family Court.....	261		1,194							457
Utah--Juvenile Court.....	472		1,582							329

Note: All data are entered in the table and all appropriate calculations are included. Blank spaces indicate that either the data are not available or the calculations were not appropriate.

-- = Not applicable.

¹Data are not complete:

Georgia--no filings were given for one court circuit; no dispositions were given for two.

Table 47: Jury trials for civil, criminal, traffic, juvenile, and total caseload, 1977. State population. Courts reporting jury trial data. Civil, criminal, traffic, juvenile, and total dispositions. Jury trials as a percent of dispositions

State and court title	State population in thousands	Jury trial definition	Jury trials			Dispositions			Jury trials as percent of dispositions			
			Civil	Criminal	Traffic	Civil	Criminal	Traffic	Civil	Criminal	Traffic	
Alabama-Circuit Court ^{1, 8}	3,783	A	1,440	NH	776	64,269	23,443	NH	87,712	6	--	
Alaska-STATE TOTAL	396	A	67	709	764	19,153	764	NH	17	17	--	
Superior Court ^{1, 6}	--	A	50	127	NH	10,672	764	NH	8,481	6	--	
District Court ^{1, 7}	--	A	17	582	599	63,955	13,243	NH	77,198	1	17	
Arizona-Superior Court ^{1, 8}	2,427	B	567	770	NH	1,337	1,324	NH	2,661	6	--	
California-STATE TOTAL	22,350	H	3,808	11,395	4,375	19,778	1,018,414	741,622	14,391,860	2	<1	
Superior Court ^{1, 8}	--	C	3,135	5,179	NH	8,314	436,716	51,378	NH	488,094	1	10
Justice Court ^{1, 9}	--	B	49	880	876	1,805	37,798	64,921	632,754	1	<1	
Municipal Court ^{1, 9}	--	B	666	5,236	3,701	9,703	543,900	625,321	11,899,070	1	<1	
Colorado-County Court ^{1, 9}	2,696	C	65	221	770	1,056	95,120	25,506	142,231	1	<1	
Connecticut-STATE TOTAL	3,089	C	527	1,191	645	54,902	4,486	NH	59,388	1	3	
Superior Court ^{1, 8}	--	C	292	119	NH	411	25,040	4,486	NH	1	3	
Court of Common Pleas ^{1, 9}	--	C	235	366	NH	235	29,862	3,860	NH	4	--	
Delaware-STATE TOTAL	595	C	319	NH	NH	3,860	10,139	NH	8	4	--	
Superior Court ^{1, 8}	--	C	47	NH	NH	6,279	6,279	NH	4	--		
Court of Common Pleas ^{1, 10}	--	C	47	NH	NH	6,279	6,279	NH	4	--		
District of Columbia-Superior Court ^{1, 9}	682	A	243	1,029	49	1,321	149,872	19,751	120,808	5	<1	
Florida-STATE TOTAL	8,899	C	3,026	4,835	1,197	9,058	418,737	294,151	409,547	2	<1	
Circuit Court ^{1, 9}	--	C	2,964	2,887	NH	5,851	205,366	80,162	NH	1	4	
County Court ^{1, 9}	--	C	62	1,948	1,197	3,207	213,371	213,989	409,547	1	<1	
Georgia-STATE TOTAL	5,212	A	2,951	3,559	346	5,857	198,059	98,067	162,270	1	4	
Superior Court ^{1, 9}	--	A	2,006	2,830	70	4,906	90,681	42,214	11,075	2	7	
State Court ¹ and County Court ^{1, 9}	--	A	945	729	276	1,954	107,378	55,853	151,195	1	1	
Hawaii-Circuit Court ^{1, 8}	916	C	95	239	5	339	16,116	1,530	126	16	4	
Illinois-Circuit Court ^{1, 7}	11,406	A	1,419	1,275	2,694	16,012	31,462	167,021	31,462	1	4	
Indiana-STATE TOTAL	5,405	A	519	421	569	3,310	262,986	118,170	297,372(21,039*)	699,691	<1	
Superior Court and Circuit Court ^{1, 7}	--	A	X	X	X	2,976	186,340	48,717	92,514(14,908*)	342,279	<1	
Criminal Court of Marion County ^{1, 7}	--	A	NH	198	NH	198	NH	2,068	NH	10	10	
County Court ^{1, 7}	--	A	X	X	X	205	56,468	29,100	129,810	215,378	<1	
Juvenile Court of Marion County ^{1, 7}	--	A	NH	0	NH(4*)	4	NH	41	NH(5,343*)	5,384	<1	
Probate Court ¹	--	A	X	NH	NH(4*)	1	4,969	NH	NH(788*)	5,757	<1	
Municipal Court of Marion County ^{1, 7}	--	A	51	223	56	330	15,209	38,244	75,248	128,825	<1	
Iowa-District Court ^{1, 5}	2,914	C	444	1,123	209	1,776	121,295	174,166	266,429	4	<1	
Kansas-STATE TOTAL	2,318	B	327	612	199	954	77,424	14,412	160	232,060	<1	
District Court ^{1, 7}	--	B	323	612	151	950	50,502	14,412	101,655	166,569	<1	
County Court ^{1, 7}	--	B	1	1	4,559	4,559	22,363	4,651	85,737	4	8	
City Court, Magistrate Court, and Common Pleas Court ^{1, 7}	--	B	3	3	3	3	22,363	4,651	1,429	8	8	
Maine-Superior Court ^{1, 7}	1,105	F	167	366	108	641	4,519	4,651	1,429	8	8	
Maryland-Circuit Court ^{1, 6}	4,195	A	985	2,076	NH	3,061	59,689	41,284	NH	100,973	2	
Michigan-STATE TOTAL	9,157	C	2,365	3,885	2,292	10,418	483,390	322,217	1,545,457	2,351,064	<1	
Circuit Court ^{1, 9}	--	C	1,201	1,899	NH	3,100	128,394	26,316	NH	154,710	<1	
Recorder's Court of Detroit ^{1, 9}	--	C	NH	X	X	1,876	NH	22,406	9,668	32,074	2	
Common Pleas Court of Detroit ^{1, 9}	--	C	373	NH	NH	373	165,648	NH	NH	165,648	<1	
District Court ^{1, 9}	--	C	781	1,845	2,185	4,811	175,189	232,099	1,346,639	1,753,927	<1	
Municipal Court ^{1, 1, 9}	--	C	10	141	107	258	14,159	41,396	189,150	244,705	<1	
Minnesota-STATE TOTAL	3,980	A	1,427	951	688	3,048	95,972	69,794	529,070	1	<1	
District Court ^{1, 12}	--	A	913	518	NH	1,431	18,814	9,821	NH	28,635	5	
County Court ^{1, 12}	--	A	199	218	493	910	69,607	33,035	457,038	4	<1	
County Municipal Court ^{1, 12}	--	A	297	215	195	707	15,595	26,938	772,032	114,565	2	
Nevada-District Court ^{1, 8}	678	A	68	59	NH	127	17,778	6,636	NH	24,414	1	
New Hampshire-Superior Court ^{1, 12}	872	H	245	363	NH	608	17,778	6,636	NH	24,414	1	

State	Court	7,342	3,008	2,551	5,559	361,573	27,911	56,887	1	9	1	9	1	9
New Jersey--STATE TOTAL	Superior Court (Law Division and Chancery Division) and County Court ^{2, 6}	7,342	3,008	2,551	5,559	361,573	27,911	56,887	1	9	1	9	1	9
New Mexico--STATE TOTAL	County District Court ^{1, 7}	1,225	435	266	457	33,259	4,178	37,437	4	10	4	10	4	10
New York--STATE TOTAL	Supreme Court and County Court ^{1, 5}	17,852	2,664	1,829	835	113,792	35,255	149,047	2	1	2	1	2	1
North Carolina--STATE TOTAL	Civil Court of the City of New York ¹	5,668	835	NH	835	143,202	NH	143,202	<1	--	<1	--	<1	--
Ohio--STATE TOTAL	Superior Court ^{1, 2}	649	531	4,332	4,863	232,765	347,039	696,421	<1	9	<1	9	<1	9
Oklahoma--District Court ^{1, 6}	Superior Court ^{1, 2}	10,771	2,010	2,933	1,161	576,916	323,667	1,315,572	<1	<1	<1	<1	<1	<1
Oregon--Circuit Court ^{1, 11}	Court of Common Pleas ^{1, 6}	2,459	1,680	1,990	3,670	245,262	31,135	276,397	<1	6	<1	6	<1	6
Pennsylvania--Court of Common Pleas ^{1, 8}	County Court ^{1, 8}	11,882	4	120	222	19,841	23,043	169,402	<1	<1	<1	<1	<1	<1
Puerto Rico--Superior Court ^{1, 10}	Municipal Court ^{1, 8}	3,321	326	823	939	310,550	269,489	1,146,170	<1	<1	<1	<1	<1	<1
South Carolina--Magistrate Court ^{1, 6}	Court of Claims ^{1, 1}	2,989	0	NH	0	1,263	NH	1,263	0	--	0	--	0	0
South Dakota--Circuit Court ^{1, 6}	Oklahoma--District Court ^{1, 6}	4,402	938	X	X(24*)	143,420	53,244	179,814(8,038*)	<1	<1*	<1	<1*	<1	<1
Tennessee--STATE TOTAL	Oregon--Circuit Court ^{1, 11}	2,856	1,147	921	NH	49,401	14,119	63,520	2	7	2	7	2	7
Texas--STATE TOTAL	Pennsylvania--Court of Common Pleas ^{1, 8}	13,192	1,834	5,280	4,932	508,235	754,870	4,111,800	<1	<1	<1	<1	<1	<1
Utah--STATE TOTAL	Puerto Rico--Superior Court ^{1, 10}	1,316	817	713	2,691	165,101	215,292	944,937	<1	<1	<1	<1	<1	<1
Vermont--STATE TOTAL	South Dakota--Circuit Court ^{1, 6}	492	246	304	550	22,843	2,999	25,842	1	10	1	10	1	10
Virginia--Circuit Court ^{1, 8}	Tennessee--STATE TOTAL	5,206	311	4,862	226	23,126	2,999	353,642	<1	<1	<1	<1	<1	<1
Washington--STATE TOTAL	Utah--STATE TOTAL	3,772	1,151	2,159	4,800	72,786	14,664	111,686	3	4	3	4	3	4
West Virginia--District Court ^{1, 6}	Vermont--STATE TOTAL	412	65	130	227	22,830	21,602	353,148	1	15	1	15	1	15
	Superior Court ^{1, 6}	2,989	186	3	331	18,498	18,077	44,822	1	<1	1	<1	1	<1
	District Court ^{1, 7}	2,989	161	3	NH	3,748	56	NH	4	5	4	5	4	5
	Virginia--Circuit Court ^{1, 8}	5,206	25	127	17	14,750	18,021	44,822	<1	<1	<1	<1	<1	<1
	Washington--STATE TOTAL	3,772	1,151	2,159	4,800	72,786	14,664	111,686	3	4	3	4	3	4
	Superior Court ^{1, 6}	2,989	990	2,153	NH	72,786	14,664	NH	1	15	1	15	1	15
	District Court and Justices of the Peace ^{1, 9}	2,989	161	X	X	3,748	56	NH	--	--	--	--	--	--
	West Virginia--District Court ^{1, 6}	412	33	78	NH	8,756	1,352	NH	<1	6	<1	6	<1	6

Note: All available data are entered in the table and all appropriate calculations are included. Blank spaces indicate that the data are not available or the calculations were inappropriate.

NH = This case type is not handled in this court.
X = The data for this case type are known to be included in the total but were not available by category.
-- = Not applicable.

* The data displayed as traffic for the Texas District Court, Indiana Superior Court, Circuit Court, Juvenile Court of Marion County, Probate Court, and Oklahoma District Court are juvenile. These are the only courts reporting jury trial data for juvenile cases.

(Continued on next page)

Table 47: Jury trials for civil, criminal, traffic, juvenile, and total caseload, 1977 (continued).

Data are not complete:

- Alaska--Superior Court-- Civil trial figures do not include domestic relations or probate cases. Criminal data given are for felony cases only.
 - Arizona-- Civil data do not include mental health cases from one court location.
 - Colorado-- Criminal data are given for misdemeanor cases only.
 - Connecticut-- Superior Court-- Criminal data are given for felony/misdemeanor cases only.
 - Court of Common Pleas-- Data include civil "family docket" and "non-family docket" cases only.
 - District of Columbia-- Civil data include law, small claims, and real property rights cases only. Criminal data include felony, misdemeanor, and ordinance violation cases only.
 - Florida-- Circuit Court-- Civil data do not include estate or appeal cases. Criminal data include felony cases only.
 - County Court-- Traffic data include criminal traffic cases only.
 - Georgia-- Superior Court-- Cases filed prior to July 1, 1970 are not included in the table.
 - State Court-- No data are included for the court in Dekalb County.
 - Hawaii-- Civil data do not include estate cases.
 - Illinois-- Civil data include law cases only. Criminal data include felony cases only.
 - Iowa-- Civil data do not include domestic relations cases; estate cases are not included in the reported caseload data but are included in the trial data. Criminal data do not include preliminary hearing cases.
 - Maine-- Civil data do not include URESA cases.
 - Michigan-- Recorder's Court of Detroit-- Criminal caseload data do not include ordinance violations; traffic caseload data do not include parking, accident, or moving cases.
 - Municipal Court-- No data were reported for the court in Troy.
 - Missouri-- County Court-- Criminal data include misdemeanor cases only.
 - Nevada-- Data are available only for the court located in the Second District (Washoe County). This county contains approximately twenty-five percent of the total state population.
 - New Jersey-- Superior Court-- Criminal data include felony cases only.
 - New Mexico-- District Court-- No data were available for the number of civil jury trials that were conducted during the court year.
 - New York-- Supreme Court and County Court-- No data were available for Seneca County.
 - Ohio-- County Court-- Criminal data are given for misdemeanor cases only.
 - Pennsylvania-- Civil data are given for the "civil" case category only which includes trespass, assault, equity, and other miscellaneous cases. Criminal data are given for felony/misdemeanor cases only.
 - South Dakota-- Criminal data are given for felony and "high grade misdemeanor" cases only. No data are included for cases disposed by the lawyer magistrates or lay magistrate/clerks who also serve in this court.
 - Tennessee-- No data (except for grand total cases disposed) are given for the ten courts acting as pilot sites for the new computerized statistical information system.
 - Texas-- Data for all courts in the state are based on less than the complete number of monthly reports. The reporting rates were: District, Criminal District, Domestic Relations, and Juvenile Courts--98%; County Courts--97%; Municipal Court--84%; Justice of the Peace Court--77%.
 - District Court, Criminal District Court, Domestic Relations Court, and Juvenile Court-- In addition to the data missing as noted above, civil data do not include extraordinary writ cases; criminal data include felony and misdemeanor cases only.
 - County Courts-- Civil data do not include estate cases.
 - Vermont-- Superior Court-- Civil data include law and appeal cases only.
 - District Court-- Civil data include law and small claims cases only.
 - Washington-- Superior Court-- Civil data do not include estate or mental health cases.
 - Wyoming-- No data are included for cases filed prior to 1974.
- Explanation of data included in the category:
- Kansas-- District Court-- Criminal trial data include DWI and "other traffic" cases. Traffic trial data include "traffic" cases only.
 - Missouri-- County Court-- The only civil cases for which this court may conduct jury trials are law cases. There were 7,677 law cases disposed during the court year.

- 1A civil case is counted with the filing of a petition or complaint.
- 2A civil case is counted when it is placed on the calendar that reached issue.
- 5A civil case is not counted in the same way throughout the state.
- 6The criminal case unit of count is the number of Informations or Indictments.

- 7The criminal case unit of count is the number of Informations, Indictments, or complaints.
- 8The criminal case unit of count is the number of defendants on the information, indictment, or complaint.
- 10The criminal case unit of count is the number of charges.
- 11The criminal case unit of count is the case number assigned to the information, indictment or complaint at arraignment.
- 12The criminal case unit of count is not consistent statewide.

- Jury trial definitions:
- A = A trial is counted if tried to judgment, verdict, or decision.
- R = A jury trial is counted when the jury panel selection begins.
- C = A jury trial is counted when the jury is sworn.
- F = A jury trial is counted when it has officially begun.
- H = A trial is not counted in the same way throughout the state.
- J = A trial is counted if the case is concluded by trial and judgment on the verdict has been rendered and filed.

Table 48: Filed cases (total, civil, criminal, and juvenile cases) for trial courts, 1968-1977.
Trial courts reporting five or more years of cases filed data

State and court title	State population in thousands	Cases Filed									
		1968	1969	1970	1971	1972	1973	1974	1975	1976	1977
Total cases:											
Arizona--Superior Court.....	3,437			49,382	50,397	64,943	75,538	86,464	90,575	84,774	94,270 ¹
Arizona--STATE TOTAL.....	2,207	44,811	49,382	50,397	64,943	75,538	86,464	90,575	84,774	94,270 ¹	
Arkansas--Circuit Court.....	--	19,352	21,198	22,478	21,109	36,607	60,788	66,617	71,792	77,980	
Arkansas--Circuit and Probate Court.....	--	19,352	21,198	22,478	21,109	36,607	60,788	66,617	71,792	77,980	
Arkansas--Court of Common Pleas.....	--	88	28,751	26,232	30,760	34,368	35,541	28,842	32,795	35,013	
Arkansas--STATE TOTAL.....	--	88	28,751	26,232	30,760	34,368	35,541	28,842	32,795	35,013	
California--STATE TOTAL.....	22,350	11,814,293	13,001,653	13,417,794	13,537,774	13,338,548	13,983,322	15,230,672	15,910,437	16,959,674	
California--Superior Court.....	--	663,560	493,337	507,153	471,498	522,248	532,248	602,470	661,722	713,880	
California--Justice Court.....	--	1,284,284	1,252,726	1,238,981	1,288,940	1,203,217	1,101,449	1,305,928	1,071,593	875,578	
California--Municipal Court.....	--	9,830,239	10,687,256	11,492,545	11,506,946	11,503,284	12,241,223	13,542,224	14,171,812	14,970,216	
California--STATE TOTAL.....	2,696	1,661,158 ¹ p	1,687,289	1,682,222	1,682,222	1,682,222	1,682,222	1,682,222	1,682,222	1,682,222	
Colorado--State and Denver Superior, Juvenile, and Probate Courts.....	--	11,892,033	12,531,744	12,932,374	12,932,374	12,932,374	12,932,374	12,932,374	12,932,374	12,932,374	
Colorado--County Court.....	--	11,892,033	12,531,744	12,932,374	12,932,374	12,932,374	12,932,374	12,932,374	12,932,374	12,932,374	
Colorado--STATE TOTAL.....	995	71,727 ¹	90,039 ¹	105,253 ¹	116,234 ¹	130,140 ¹	159,767 ¹	178,711 ¹	197,766 ¹	216,173 ¹	
Delaware--Superior Court.....	--	5,011 ¹	5,042 ¹	6,198 ¹	6,570 ¹	8,648 ¹	8,289 ¹	8,546 ¹	11,260 ¹	8,468 ¹	
Delaware--Court of Chancery.....	--	244 ¹	288 ¹	350 ¹	354 ¹	356 ¹	359 ¹	361 ¹	368 ¹	373 ¹	
Delaware--Court of Common Pleas.....	--	3,418	4,866	4,857	5,262	5,262	6,436	6,779	8,375	9,116	
Delaware--Family Court.....	--	14,906	15,685	15,977	17,682	13,787	14,284	17,113	21,206	21,987	
Delaware--Justice of the Peace Court.....	--	54,148	64,034	67,047	69,552	13,883	16,720	17,510	19,740	21,135	
Delaware--District of Columbia--Superior Court.....	682					254,255 ¹	260,189 ¹	272,235 ¹	284,616 ¹	298,108 ¹	
Delaware--District Court and Magistrates Division.....	883					175,248 ¹	231,694 ¹	241,417 ¹	250,210 ¹	275,670 ¹	
Delaware--District Court.....	2,318					175,248 ¹	231,694 ¹	241,417 ¹	250,210 ¹	275,670 ¹	
Delaware--STATE TOTAL.....	4,195	30,102	30,622	34,043	35,151	37,309	39,534	42,038	45,066	48,710 ¹	
District of Columbia--Circuit Court.....	--	89,930 ¹	89,930 ¹	95,264 ¹	100,734 ¹	87,525 ¹	90,984 ¹	1,125,426 ¹	1,297,753 ¹	1,291,768 ¹	
District of Columbia--District Court.....	--					95,417 ¹	100,808 ¹	110,407 ¹	121,981 ¹	133,344 ¹	
District of Columbia--STATE TOTAL.....	--					95,417 ¹	100,808 ¹	110,407 ¹	121,981 ¹	133,344 ¹	
Florida--Circuit Court.....	9,157	97,848	98,129	105,213	111,717	119,799	131,337	138,605	153,420	156,505	
Florida--Circuit Court and Court of Common Pleas.....	4,845	14,597	14,716	16,060	16,469	18,401	19,917	21,974	23,719	24,737	
Florida--New Hampshire--Superior Court.....	872	121,670	140,346	165,472	183,841	192,455	206,627	228,277	242,915	249,126	
Florida--New Jersey--STATE TOTAL.....	7,342	64,711	66,628	70,576	76,782	84,571	87,196	84,934	87,731	96,577	
Florida--Superior Court and County Court.....	--	56,909	73,739	85,770	88,670	99,270	105,259	121,623	133,546	146,358	
Florida--Juvenile and Domestic Relations Court.....	--					1,198,174 ¹	1,250,749 ¹	1,350,029 ¹	1,404,980 ¹	1,388,860 ¹	
Florida--North Carolina--STATE TOTAL.....	5,668					48,542 ¹	50,649 ¹	64,424 ¹	84,424 ¹	61,665 ¹	
Florida--Superior Court.....	--					1,199,632 ¹	1,250,749 ¹	1,350,029 ¹	1,404,980 ¹	1,388,860 ¹	
Florida--District Court.....	--					340,353	329,131	329,139	373,342	402,655	
Oklahoma--District Court.....	2,656	275,784	321,925	324,986	324,986	340,353	329,131	329,139	373,342	402,655	
Oklahoma--STATE TOTAL.....	2,439	32,316 ¹ p	33,791 ¹ p	240,929 ¹	261,028 ¹	406,533 ¹	429,297 ¹	500,745 ¹	512,971 ¹	610,395 ¹	
Oregon--Circuit Court.....	--	32,185 ¹	33,601 ¹	37,725 ¹	39,790 ¹	41,540 ¹	44,943 ¹	50,987 ¹	55,092 ¹	56,898 ¹	
Oregon--Tax Court.....	--	131	190	202	189	179	223	148	232	181	
Oregon--District Court.....	--					364,818	384,131	449,610	457,687	553,285	
Pennsylvania--Court of Common Pleas.....	11,882			203,012	221,049	240,688	243,315	263,359	290,757	293,186	
Pennsylvania--STATE TOTAL.....	995					240,688	243,315	263,359	290,757	293,186	
Rhode Island--STATE TOTAL.....	995					75,644	84,175	91,105	86,809	67,793	
Rhode Island--Superior Court.....	--					9,104	9,248	9,092	10,207	10,010	
Rhode Island--District Court.....	--					66,540	74,927	82,013	76,602	57,783	
Tennessee--STATE TOTAL.....	4,402	70,841	78,052	84,397	81,995	81,272	88,644	101,382	109,869	112,811	
Tennessee--Circuit Court and Criminal Court.....	--	54,387	59,660	63,528	60,571	58,009	61,567	69,398	76,058	76,966	
Tennessee--Law and Equity Court.....	--	3,387	3,058	3,022	3,130	3,194	4,990	5,182	4,242	4,466	
Tennessee--Chancery Court.....	--	14,057	15,334	17,847	18,294	19,469	22,482	26,242	29,569	32,419	
Utah--District Court.....	1,316					22,209	23,922	23,922	28,672	28,601	
Utah--District Court.....	--					79,400	83,154	88,719	98,249	106,582	
Virginia--Circuit Court.....	5,206	69,604	73,614	79,400	83,154	88,719	98,249	106,582	104,582	106,181	
Virginia--STATE TOTAL.....	3,772	78,029 ² p	84,610 ² p	88,627	92,369	95,413	100,135	111,477	116,640	121,811	
Washington--STATE TOTAL.....	--	84,810	84,810	88,627	92,369	95,413	100,135	111,477	116,640	121,811	
Washington--Superior Court.....	--	84,810	84,810	88,627	92,369	95,413	100,135	111,477	116,640	121,811	
Washington--Municipal and Police Courts.....	--					418,224	441,488	455,959	422,546	399,097	
Washington--District Court and Justices of the Peace.....	--					317,802	336,791	367,720	440,155	496,864	

Table 48: Filed cases (total, civil, criminal, and juvenile cases) for trial courts, 1968-1977 (continued).

State and court title	Cases Filed									
	1968	1969	1970	1971	1972	1973	1974	1975	1976	1977
Civil Cases										
California--STATE TOTAL.....	744,469	706,570	725,146	700,959	718,510	785,661	844,875	937,832	953,638	939,224
Superior Court.....	86,716	80,534	95,627	104,214	110,636	120,159	137,849	156,626	167,746	167,036
Justice Court.....	63,011	71,983	67,041	59,016	60,049	65,152	67,340	69,134	65,031	49,828
Municipal Court.....	972,712	546,013	562,478	537,729	47,805	600,390	639,886	712,072	707,861	721,560
Colorado--STATE TOTAL.....	1,980,019	1,686,019	1,686,019	1,574,319	82,1851	76,6591	86,7041	106,1151	114,3181	122,5681
District Court and Denver Superior and Probate Courts.....	8651	2,0341	14,0631	15,7091	15,9951	28,0771	30,7791	48,9041	56,5911	57,3321
Water Courts.....	14,1151	15,7091	25,0171	26,5771	27,8711	28,1071	30,7791	30,7791	30,7791	30,7791
County Court.....	25,9951	50,3841	55,6671	57,9851	50,5911	52,6011	53,2161	57,3301	66,1981	66,0281
Connecticut--STATE TOTAL.....	24,7481	25,7991	17,4651	18,2211	19,8221	20,2791	23,1701	25,0031	25,7931	26,4831
Superior Court.....	7,4601	8,1901	4,5281	5,8331	6,1561	7,9151	8,0001	10,6731	8,6441	7,2611
Court of Common Pleas.....	3,1261	4,0891	2,4411	3,5011	4,6361	5,2561	7,1731	7,1731	4,8821	3,4871
Superior Court.....	2,4411	2,8811	1,2881	1,3511	3,5511	3,5511	4,5211	3,6111	4,0811	3,6811
Court of Common Pleas.....	1,1581	1,1601	1,1701	1,6461	1,4841	2,2501	2,1851	3,1141	3,2941	3,4121
District of Columbia--Superior Court.....	682	25,995	26,737	29,876	31,649	31,488	35,491	35,312	37,811	58,009
Kansas--District Court.....	5,195	5,384	5,667	5,985	5,991	5,991	5,991	5,991	5,991	5,991
Kansas--STATE TOTAL.....	5,877	10,979	11,404	15,861	17,638	17,479	19,482	21,483	23,982	64,000
Circuit Court.....	1,31	190	202	189	175	223	148	232	181	181
District Court.....	4,566	10,789	11,202	16,672	17,863	17,256	19,044	21,251	22,771	62,819
Michigan--Circuit Court.....	82,510	82,292	87,123	91,246	100,772	111,417	117,146	127,229	126,924	130,433
Missouri--Circuit Court and Court of Common Pleas.....	4,845	12,074	12,741	12,868	13,756	15,064	16,929	17,398	17,798	17,745
New Hampshire--Superior Court.....	7,442	251,444	298,757	321,547	332,097	351,516	365,823	395,061	420,668	440,962
New Jersey--STATE TOTAL.....	47,687	46,430	47,800	48,910	52,430	58,366	56,901	62,231	64,377	68,371
Superior Court and County Court.....	188,724	180,674	215,491	237,248	239,213	291,743	260,664	280,941	293,917	303,057
County District Court.....	21,023	31,535	35,466	35,089	40,454	41,407	49,358	50,889	61,874	69,474
Juvenile and Domestic Relations Court.....	5,668	179,899	156,288	179,899	213,389	220,347	235,584	235,584	235,584	235,584
North Carolina--STATE TOTAL.....	6,249	8,249	8,249	8,249	8,249	8,249	8,249	8,249	8,249	8,249
Superior Court.....	140,239	171,368	140,239	171,368	140,239	171,368	202,824	219,428	224,810	244,655
District Court.....	130,189	142,744	156,422	166,164	181,312	181,312	181,312	181,312	181,312	181,312
Oklahoma--District Court.....	202	202	202	202	202	202	202	202	202	202
Oregon--Tax Court.....	131	131	131	131	131	131	131	131	131	131
Rhode Island--District Court.....	32,773	36,329	36,329	40,259	42,638	40,259	40,259	40,259	40,259	40,259
Tennessee--STATE TOTAL.....	4,402	58,051	63,507	60,113	61,168	66,691	74,799	80,407	83,202	86,347
Superior Court.....	3,022	3,022	3,022	3,130	3,130	3,130	3,130	3,130	3,130	3,130
Circuit Court.....	14,097	15,334	17,847	18,294	19,469	22,487	26,242	29,569	30,968	32,419
Law and Equity Court.....	1,216	1,216	1,216	1,216	1,216	1,216	1,216	1,216	1,216	1,216
Chancery Court.....	1,216	1,216	1,216	1,216	1,216	1,216	1,216	1,216	1,216	1,216
Utah--District Court.....	1,216	1,216	1,216	1,216	1,216	1,216	1,216	1,216	1,216	1,216
Utah--District Court.....	1,216	1,216	1,216	1,216	1,216	1,216	1,216	1,216	1,216	1,216
Criminal Cases										
California--STATE TOTAL.....	638,968	687,937	746,251	748,161	746,660	742,193	742,109	774,966	775,479	804,896
Superior Court.....	55,067	68,159	71,422	76,286	65,487	61,605	64,635	55,635	54,906	54,653
Justice Court.....	90,115	89,973	91,899	90,694	94,058	97,518	98,080	97,244	83,863	71,973
Municipal Court.....	493,786	530,205	583,030	561,081	587,115	583,070	589,394	621,987	636,710	678,230
Colorado--STATE TOTAL.....	2,696	91,178	102,549	102,549	126,302	153,627	167,390	188,044	182,241	190,353
District Court and Denver Superior Court.....	91,1781	102,5491	102,5491	102,5491	126,3021	153,6271	167,3901	188,0441	182,2411	190,3531
District Court.....	1,216	1,216	1,216	1,216	1,216	1,216	1,216	1,216	1,216	1,216
County Court.....	1,216	1,216	1,216	1,216	1,216	1,216	1,216	1,216	1,216	1,216

Delaware--STATE TOTAL.....	11,594	11,875	11,702	12,885	15,513	15,634	15,606	18,133	18,302	19,962
Superior Court.....	1,885	1,557	2,093	2,489	4,011	3,042	3,177	4,087	3,786	4,097
Court of Common Pleas.....	2,260	2,926	3,156	3,616	3,776	4,116	4,116	5,261	5,762	6,325
Municipal Court of Wilmington.....	7,449	7,392	6,453	6,680	7,726	8,476	7,835	8,785	8,754	9,540
District of Columbia--Superior Court, J.....	682	4,627	5,306	5,325	5,660	5,459	6,043	31,143 U	29,604 U	27,580 U
District Court.....	2,318	23,280 P	24,974 P	22,208 P	133,469	129,802	142,575	167,402	186,737	199,370
Maryland--STATE TOTAL.....	4,195	23,280 P	24,974 P	22,208 P	133,469	129,802	142,575	167,402	186,737	199,370
Circuit Court.....	---	23,280 P	24,974 P	22,208 P	133,469	129,802	142,575	167,402	186,737	199,370
District Court.....	---	---	---	---	---	---	---	---	---	---
Michigan--Circuit Court.....	9,157	15,338	18,090	20,371	19,027	19,970	21,659	26,191	26,426	26,172
Missouri--Circuit Court and Court of Common Pleas.....	4,845	2,523	3,519	3,601	4,665	4,853	5,145	6,321	6,431	6,992
New Hampshire--Superior Court.....	872	17,024	20,198	22,776	32,141	28,830	28,033	31,500	31,680	29,036
New Jersey--Superior Court and County Court.....	7,342	10,711	10,711	10,711	10,711	10,711	10,711	10,711	10,711	10,711
North Carolina--STATE TOTAL.....	5,668	1,041,186	1,070,893	1,136,140	1,174,533	1,174,533	1,174,533	1,097,733	1,097,733	1,133,804
Superior Court.....	---	---	---	---	---	---	---	---	---	---
District Court.....	---	---	---	---	---	---	---	---	---	---
Ohio--Court of Common Pleas.....	10,771	40,293	46,628	42,359	46,628	42,359	46,628	53,209	52,547	51,264
Oklahoma--District Court.....	2,866	1,000,893	1,028,532	1,085,512	1,085,512	1,085,512	1,085,512	1,045,190	1,045,190	1,082,540
Pennsylvania--Court of Common Pleas.....	11,882	210,164	210,164	204,094	24,195	25,121	28,782	31,354	30,527	30,835
Rhode Island--District Court.....	995	177,870 J	206,536 J	204,094	186,407 J	172,791	207,178 J	233,871 J	245,082 J	245,082 J
Tennessee--Circuit Court and Criminal Court.....	4,402	40,399	48,139	43,267	62,076	67,047	78,141	76,302	73,098	73,098
Utah--District Court.....	1,316	18,068	19,401	20,890	20,104	21,953	26,583	29,462	29,609	30,062
Juvenile cases	---	---	---	---	---	---	---	---	---	---
Colorado--District Court and Denver Juvenile Court.....	2,696	12,736 J	13,278 J	17,514 J	21,798 J	21,798 J	21,798 J	22,838 J	22,838 J	16,078 J
District of Columbia--Superior Court.....	682	7,669 J	7,847 J	7,772 J	7,756 J	7,756 J	7,756 J	7,391 J	7,391 J	6,289 J
Maryland--STATE TOTAL.....	4,195	17,886	18,335	21,916	25,498	22,871	24,527	25,230	28,373	26,601
Circuit Court.....	---	16,266	16,623	20,441	24,280	21,325	22,439	23,471	25,296	23,702
District Court.....	---	1,620	1,712	1,475	1,218	1,546	2,088	1,859	3,077	2,899
Missouri--Circuit Court and Court of Common Pleas.....	4,845	15,785	16,437	17,161	18,751	16,437	17,161	18,751	16,929	16,734
New Hampshire--District Court and Municipal Court.....	872	2,681	2,741	2,912	2,883	3,280	3,497	5,497	84,484	82,243
New Jersey--Juvenile and Domestic Relations Court.....	7,342	35,886	42,200	50,304	53,581	63,852	72,335	82,857	99,882	37,084
Pennsylvania--Court of Common Pleas.....	11,882	---	---	---	---	---	---	---	---	---

Notes: All available data are included in the table. Blank spaces indicate that data are not available.
 -- = Not applicable.

Court Jurisdiction:
 Kansas--District Court--Trial courts in Kansas were unified during the 1977 court year. Cases previously filed in all trial courts except the Municipal Court are now filed in the District Court.
 Case definition or unit of count:
 Maryland--District Court--The criminal unit of count used in this table is the number of charges. Elsewhere in this volume it is the number of defendants on the information, indictment, or complaint.
 Data are not complete:
 Arizona--Data given for the 1977 court year do not include Juvenile dependency data for one county or Juvenile traffic data for two counties.
 Arkansas--Court of Common Pleas--Figures given for the 1977 court year do not include data for two counties.
 Colorado--District Court and Denver Superior, Juvenile, and Probate Courts--Figures given for 1977 do not include three months of estate post-judgment cases due to a data processing error. Neither are any data available for adoption or paternity and support cases for 1977.
 Water Court--Figures given do not include post-judgment actions.
 County Court--Criminal figures given do not include data from the court located in Denver.
 Connecticut--Superior Court--No data are included for the Appellate Session.
 Court of Common Pleas--CIVIL data given are for cases on the "family docket" and "non-family docket" only.
 Delaware--Superior Court--Data given do not include CIVIL involuntary commitment cases.
 Court of Chancery--Data given only include other CIVIL cases.
 District of Columbia--Figures given do not include reprobated cases.
 Idaho--Data given do not include appeals.
 Michigan--Circuit Court--Figures given do not include sentence review cases.
 North Carolina--Superior Court--Figures given do not include CIVIL estate or special proceedings cases that are handled by the clerks of this court.
 District Court--Figures given for total cases do not include any Juvenile data.
 Oklahoma--District Court--Figures given do not include criminal postconviction ready cases.
 Oregon--Circuit Court--Figures given for total cases do not include adoption, estate, mental health, or Juvenile data.
 District Court--Figures given for total cases do not include domestic relations, estate, or mental health cases.
 Explanation of data included in the category:
 Colorado--District Court and Denver Superior Court--Adoption and paternity and support cases are included with the Juvenile rather than with the CIVIL cases, where they are classified in other tables in this report.
 District of Columbia--Criminal figures include a few traffic cases.
 North Carolina--District Court--Both criminal and traffic cases are included in the figures reported as criminal in this table.
 Oklahoma--District Court--Data reported as CIVIL include CIVIL and Juvenile cases.
 Data were not available for all courts in the state.

Table 49: Number and percent change in filed cases (total, civil, criminal, and juvenile cases) year to year for trial courts, 1968-1977.

State and court title	Number and percent change in cases filed										
	1968 to 1969	1969 to 1970	1970 to 1971	1971 to 1972	1972 to 1973	1973 to 1974	1974 to 1975	1975 to 1976	1976 to 1977	Total cases	
Alabama-Superior Court.....	4,771 (115)	1,375 (35)	1,153 (28)	4,497 (95)	4,161 (74)	10,926 (148)	4,111 (51)	5,801 (-68)	9,496 (115)	4,390 (68)	2,759 (28)
Arkansas-STATE TOTAL.....	2,896 (165)	1,320 (68)	-1,359 (-65)	882 (48)	2,988 (145)	5,049 (105)	5,175 (83)	178 (26)	4,230 (68)	2,835 (95)	1,352 (15)
Circuit Court.....	1,897 (75)	18 (125)	2,927 (95)	3,608 (120)	1,173 (35)	2,057 (65)	1,925 (145)	178 (26)	1,796 (45)	9 (45)	
Chancery Court and Probate Court.....	18 (125)	73 (425)	-5 (25)	7 (35)	0 (0)	119 (405)	-3 (-15)	-12 (-345)	7 (45)	9 (45)	
Court of Common Pleas.....	232,212 (25)	1,186,859 (105)	416,140 (35)	-60,920 (-15)	-19,426 (-5)	647,174 (55)	1,265,100 (95)	659,815 (115)	599,237 (115)	46,758 (75)	
Illinois-STATE TOTAL.....	26,071 (65)	13,532 (35)	20,579 (45)	-5,232 (-15)	10,307 (25)	29,685 (65)	40,222 (75)	64,657 (115)	64,657 (115)	46,758 (75)	
Superior Court.....	-31,956 (-25)	-23,747 (-25)	8,784 (35)	61,175 (55)	-96,723 (-75)	-20,468 (-25)	124,179 (115)	-24,432 (-185)	829,988 (65)	780,404 (65)	
Justice Court.....	237,697 (25)	1,196,974 (125)	387,631 (35)	-115,863 (-15)	66,590 (15)	637,957 (65)	-1,100,699 (-15)	44,349 (15)	3,440 (15)	16,363 (35)	
Municipal Court.....	2,696		12,134 (115)		22,171 (105)	28,014 (135)	44,349 (165)	3,440 (15)	16,363 (35)		
Colorado-STATE TOTAL.....			12,134 (115)		22,171 (105)	28,014 (135)	44,349 (165)	3,440 (15)	16,363 (35)		
District Court and Denver Superior, Juvenile, and Probate Courts.....			1,169 (135)	12,029 (5915)	-10,716 (-75)	13,590 (175)	22,463 (245)	2,614 (25)	2,759 (28)		
Meior Court.....			10,965 (105)	12,982 (125)	29,677 (235)	15,944 (105)	22,045 (135)	794 (15)	13,562 (75)		
County Court.....			4,971 (55)	9,124 (105)	-3,258 (-35)	3,344 (35)	26,536 (245)	3,543 (35)	14,358 (105)		
Delaware-STATE TOTAL.....	12,208 (165)	4,394 (55)	372 (65)	2,079 (235)	-360 (-45)	257 (35)	2,714 (325)	-2,592 (-235)	-1,084 (-135)		
Superior Court.....	631 (135)	56 (225)	4 (15)	1 (-15)	-16 (-55)	113 (335)	-66 (-155)	22 (65)	-40 (-105)		
Court of Chancery.....	44 (185)	471 (115)	405 (85)	-2 (-15)	1,176 (225)	343 (55)	1,596 (245)	741 (95)	621 (75)		
Court of Common Pleas.....	968 (285)	471 (115)	405 (85)	-2 (-15)	1,176 (225)	343 (55)	1,596 (245)	741 (95)	621 (75)		
Family Court.....	779 (55)	292 (25)	1,685 (115)	-3,875 (-225)	507 (45)	2,819 (205)	4,093 (245)	751 (45)	2,556 (125)		
Justice of the Peace Court.....	9,886 (185)	3,013 (35)	2,293 (45)	11,521 (175)	-4,565 (-65)	-188 (-15)	19,199 (245)	6,311 (25)	12,289 (125)		
District of Columbia-Superior Court.....	682		2,293 (45)	11,521 (175)	-4,565 (-65)	-188 (-15)	19,199 (245)	6,311 (25)	12,289 (125)		
Idaho-District Court and Magistrates Division.....	885		1,108 (35)	46,518 (365)	96,646 (325)	9,223 (45)	8,793 (45)	12,209 (55)	13,251 (55)		
Kansas-District Court.....	2,318		2,158 (65)	2,158 (65)	-362 (-15)	2,587 (75)	2,504 (65)	3,028 (75)	4,015 (115)		
Maryland-STATE TOTAL.....	4,195		5,170 (65)	-5,317 (-55)	34,492 (45)	109,160 (125)	108,421 (105)	162,327 (145)	12,146 (105)		
Circuit Court.....			5,170 (65)	-5,317 (-55)	34,492 (45)	109,160 (125)	108,421 (105)	162,327 (145)	12,146 (105)		
District Court.....			5,170 (65)	-5,317 (-55)	34,492 (45)	109,160 (125)	108,421 (105)	162,327 (145)	12,146 (105)		
Michigan-Circuit Court and Court of Common Pleas.....	9,157		6,504 (65)	8,082 (75)	8,082 (75)	103,209 (135)	96,972 (115)	151,236 (155)	-8,131 (-115)		
Missouri-Circuit Court.....	4,845		7,084 (75)	8,082 (75)	8,082 (75)	103,209 (135)	96,972 (115)	151,236 (155)	-8,131 (-115)		
New Hampshire-Superior Court.....	7,242		1,444 (95)	1,932 (125)	1,516 (85)	2,057 (105)	1,745 (85)	470 (25)	548 (25)		
New Jersey-STATE TOTAL.....	1,817 (35)	15,979 (115)	9,106 (65)	18,389 (115)	8,614 (55)	14,172 (75)	21,690 (105)	14,638 (65)	6,211 (35)		
Superior Court and County Court.....	1,817 (35)	15,979 (115)	9,106 (65)	18,389 (115)	8,614 (55)	14,172 (75)	21,690 (105)	14,638 (65)	6,211 (35)		
Juvenile and Domestic Relations Court.....	16,830 (205)	12,031 (165)	2,800 (35)	10,600 (125)	5,909 (65)	16,434 (165)	11,853 (105)	12,812 (105)	5,259 (45)		
North Carolina-STATE TOTAL.....	5,668		5,470 (65)	10,600 (125)	5,909 (65)	16,434 (165)	11,853 (105)	12,812 (105)	5,259 (45)		
Superior Court.....			5,470 (65)	10,600 (125)	5,909 (65)	16,434 (165)	11,853 (105)	12,812 (105)	5,259 (45)		
District Court.....			5,470 (65)	10,600 (125)	5,909 (65)	16,434 (165)	11,853 (105)	12,812 (105)	5,259 (45)		
Oklahoma-District Court.....	2,866		7,084 (75)	8,082 (75)	8,082 (75)	103,209 (135)	96,972 (115)	151,236 (155)	-8,131 (-115)		
Oregon-STATE TOTAL.....	2,439		46,141 (175)	15,387 (55)	-11,202 (-35)	5,948 (65)	10,732 (115)	-1,242 (-15)	3,255 (25)		
Circuit Court.....	1,416 (45)	1,124 (125)	2,065 (55)	1,750 (45)	3,463 (85)	6,044 (135)	4,065 (85)	1,837 (35)	-1,229 (-185)		
Tax Court.....	59 (455)	12 (65)	19,077 (95)	143,169 (695)	48 (275)	75 (-345)	84 (575)	-51 (-225)	-33 (-185)		
District Court.....			19,077 (95)	143,169 (695)	48 (275)	75 (-345)	84 (575)	-51 (-225)	-33 (-185)		
Pennsylvania-Court of Common Pleas.....	11,882		143,169 (695)	143,169 (695)	19,313 (35)	65,479 (175)	8,077 (25)	95,598 (215)	-4,131 (-115)		
Rhode Island-STATE TOTAL.....	955		143,169 (695)	143,169 (695)	19,313 (35)	65,479 (175)	8,077 (25)	95,598 (215)	-4,131 (-115)		
Superior Court.....			143,169 (695)	143,169 (695)	19,313 (35)	65,479 (175)	8,077 (25)	95,598 (215)	-4,131 (-115)		
District Court.....			143,169 (695)	143,169 (695)	19,313 (35)	65,479 (175)	8,077 (25)	95,598 (215)	-4,131 (-115)		
Tennessee-STATE TOTAL.....	4,402		6,345 (85)	-2,402 (-35)	-723 (-15)	7,372 (95)	12,738 (145)	8,487 (85)	2,882 (35)		
Circuit Court and Criminal Court.....			6,345 (85)	-2,402 (-35)	-723 (-15)	7,372 (95)	12,738 (145)	8,487 (85)	2,882 (35)		
Law and Equity Court.....			3,868 (65)	-2,457 (-65)	3,558 (65)	8,591 (145)	6,100 (95)	908 (15)	4,369 (65)		
Chancery Court.....	1,316		2,213 (165)	447 (25)	1,786 (95)	3,170 (75)	3,759 (175)	3,327 (135)	1,429 (55)		
Utah-District Court.....	5,206		5,786 (85)	3,754 (55)	2,427 (35)	3,170 (75)	9,498 (115)	6,333 (65)	2,237 (25)		
Washington-STATE TOTAL.....	3,772		5,817 (45)	45,995 (65)	46,044 (55)	26,885 (-35)	76,300 (95)	-59,821 (-45)	42,118 (45)		
Superior Court.....			5,817 (45)	45,995 (65)	46,044 (55)	26,885 (-35)	76,300 (95)	-59,821 (-45)	42,118 (45)		
Municipal and Police Court.....			5,817 (45)	45,995 (65)	46,044 (55)	26,885 (-35)	76,300 (95)	-59,821 (-45)	42,118 (45)		
District Court and Justices of the Peace.....			5,817 (45)	45,995 (65)	46,044 (55)	26,885 (-35)	76,300 (95)	-59,821 (-45)	42,118 (45)		
			18,989 (65)	28,929 (95)	1,406 (15)	73,029 (205)	50,036 (115)	6,673 (15)	37,114 (75)		

CIVIL CASES										
California--STATE TOTAL.....	22,350	-37,899 (-55)	18,276 (35)	-24,187 (-35)	17,551 (28)	67,191 (95)	59,214 (85)	92,957 (115)	-4,194 (-6)	5,585 (-8)
Superior Court.....	---	-152 (-15)	7,033 (85)	8,587 (95)	6,442 (65)	9,503 (95)	17,690 (155)	18,777 (145)	11,120 (35)	90 (-45)
Justice Court.....	---	-1,048 (-135)	-4,922 (-75)	-8,025 (-125)	1,033 (25)	5,103 (85)	2,188 (35)	1,794 (35)	-1,103 (-165)	-8,203 (-145)
Municipal Court.....	---	-26,699 (-55)	16,465 (35)	-24,749 (-45)	10,076 (75)	52,549 (75)	39,336 (75)	72,386 (115)	-4,211 (-65)	13,699 (25)
Colorado--STATE TOTAL.....	2,696	---	---	7639 (55)	---	---	10,015 (135)	19,411 (225)	8,203 (85)	8,290 (75)
District Court, and Denver Superior and Probate Courts.....	---	---	---	---	---	---	---	---	---	---
Water Court.....	---	---	---	---	---	---	---	---	---	---
County Court.....	---	---	---	---	---	---	---	---	---	---
Connecticut--STATE TOTAL.....	3,089	1,007 (7)	3,262 (135)	-2,440 (-85)	1,594 (55)	236 (-15)	2,672 (105)	18,125 (595)	7,687 (165)	641 (15)
Superior Court.....	---	---	---	---	---	---	---	---	---	---
Court of Common Pleas.....	---	---	---	---	---	---	---	---	---	---
Delaware--STATE TOTAL.....	595	1,905 (295)	322 (65)	-1,262 (-135)	306 (75)	1,438 (225)	91 (15)	2,657 (335)	-2,029 (-195)	-1,377 (-165)
Superior Court.....	---	---	---	---	---	---	---	---	---	---
Court of Chancery.....	---	---	---	---	---	---	---	---	---	---
Court of Common Pleas.....	---	---	---	---	---	---	---	---	---	---
District of Columbia--Superior Court.....	682	302 (265)	241 (175)	-55 (-35)	-162 (-105)	836 (565)	-135 (-65)	979 (435)	240 (85)	98 (25)
Kansas--STATE TOTAL.....	2,318	2,742 (115)	1,089 (45)	1,089 (45)	1,823 (65)	-544 (-55)	2,003 (65)	1,821 (55)	2,499 (75)	-5,923 (-85)
Superior Court.....	4,195	3,2839 (75)	4,2189 (85)	4,2189 (85)	20,836 (85)	46,824 (165)	11,278 (35)	38,439 (115)	42,392 (115)	3,608 (65)
District Court.....	---	---	---	---	---	---	---	---	---	---
Michigan--Circuit Court.....	9,157	-218 (-15)	4,831 (65)	4,223 (55)	9,428 (105)	10,645 (115)	5,729 (55)	7,864 (35)	33,611 (115)	39,524 (125)
Missouri--Circuit Court and Court of Common Pleas.....	872	59 (-15)	608 (55)	127 (15)	868 (75)	1,328 (105)	1,765 (125)	569 (35)	360 (25)	-13 (-15)
New Hampshire--STATE TOTAL.....	7,342	1,195 (-15)	40,114 (165)	22,790 (85)	10,350 (35)	19,419 (65)	15,407 (45)	28,138 (95)	25,607 (65)	20,234 (55)
Superior Court and County Court.....	---	---	---	---	---	---	---	---	---	---
North Carolina--STATE TOTAL.....	5,668	-1,257 (-45)	3,877 (105)	22,057 (105)	1,865 (-15)	12,530 (75)	8,921 (45)	20,277 (85)	12,976 (55)	9,590 (35)
Superior Court.....	---	---	---	---	---	---	---	---	---	---
District Court.....	---	---	---	---	---	---	---	---	---	---
Oklahoma--District Court.....	2,866	17,478 (185)	12 (65)	5,303 (55)	9,297 (85)	12,255 (105)	13,598 (105)	9,822 (65)	2,670 (-25)	12,478 (75)
Oregon--Tax Court.....	2,439	59 (455)	---	-13 (-65)	-14 (-75)	48 (275)	-75 (-345)	84 (575)	-51 (-225)	-33 (-185)
Rhode Island--District Court.....	955	---	---	---	---	---	---	---	---	---
Tennessee--STATE TOTAL.....	4,402	5,878 (115)	4,856 (85)	-3,394 (-55)	1,053 (25)	5,923 (95)	8,108 (120)	5,608 (85)	2,795 (35)	3,145 (45)
Circuit Court.....	---	---	---	---	---	---	---	---	---	---
Law and Equity Courts.....	---	---	---	---	---	---	---	---	---	---
Cheney Court.....	---	---	---	---	---	---	---	---	---	---
Utah--District Court.....	1,316	1,277 (95)	2,513 (165)	447 (35)	1,608 (95)	1,387 (75)	3,755 (175)	3,327 (135)	1,429 (55)	1,421 (65)
Or (all) nel cases										
California--STATE TOTAL.....	22,350	48,963 (85)	60,414 (95)	-190 (-15)	-1,301 (-15)	4,467 (-65)	-84 (-15)	32,857 (45)	513 (-15)	29,377 (45)
Superior Court.....	---	---	---	---	---	---	---	---	---	---
Justice Court.....	---	---	---	---	---	---	---	---	---	---
Municipal Court.....	---	---	---	---	---	---	---	---	---	---
Colorado--STATE TOTAL.....	2,696	---	---	---	---	---	---	---	---	---
District Court and Denver Superior Court.....	---	---	---	---	---	---	---	---	---	---
County Court.....	---	---	---	---	---	---	---	---	---	---
Delaware--STATE TOTAL.....	595	281 (28)	-173 (-15)	1,083 (35)	2,728 (215)	121 (-15)	-28 (-15)	2,527 (165)	169 (-15)	1,660 (95)
Superior Court.....	---	---	---	---	---	---	---	---	---	---
Court of Common Pleas.....	---	---	---	---	---	---	---	---	---	---
Municipal Court of Wilmington.....	---	---	---	---	---	---	---	---	---	---
District of Columbia--Superior Court.....	682	679 (155)	19 (-15)	355 (65)	-201 (-45)	584 (115)	683 (115)	529 (85)	19,335 (145)	12,633 (75)
Kansas--STATE TOTAL.....	2,318	1,6949 (75)	-2,666 (-115)	-1,262 (-115)	-1,262 (-115)	535 (35)	3,722 (175)	5,003 (205)	4,138 (145)	9,427 (285)
Superior Court.....	4,195	1,894 (75)	-2,666 (-115)	-1,262 (-115)	-1,262 (-115)	535 (35)	3,722 (175)	5,003 (205)	4,138 (145)	9,427 (285)
District Court.....	---	---	---	---	---	---	---	---	---	---

Footnotes are at the end of the table.

Table 49: Number and percent change in filed cases (total, civil, criminal, and juvenile cases) year to year for trial courts, 1968-1977 (continued).

State and court title	Number and percent change in cases filed											
	1968 to 1969	1969 to 1970	1970 to 1971	1971 to 1972	1972 to 1973	1973 to 1974	1974 to 1975	1975 to 1976	1976 to 1977			
Criminal cases												
Michigan-Circuit Court.....	9,157	499 (5%)	2,281 (13%)	-1,344 (-7%)	943 (5%)	1,689 (8%)	4,532 (21%)	235 (1%)	235 (1%)	-254 (-10%)		
Missouri-Circuit Court and Court of Common Pleas...	4,845	60 (2%)	282 (8%)	1,064 (22%)	188 (4%)	1,892 (39%)	1,418 (29%)	330 (2%)	330 (2%)	50 (1%)		
New Hampshire-Superior Court.....	972	3,174 (32%)	2,378 (24%)	5,096 (21%)	4,269 (18%)	292 (2%)	1,716 (23%)	110 (2%)	110 (2%)	961 (8%)		
North Carolina-STATE TOTAL.....	5,668											
Superior Court.....	--											
District Court.....	--											
Ohio-Court of Common Pleas.....	10,771											
Illinois-District Court.....	2,866											
Alabama-Circuit Court.....	11,882											
Rhode Island-District Court.....	995											
Tennessee-Circuit Court and Criminal Court.....	4,402	1,233 (28%)	1,489 (8%)	992 (5%)	-1,778 (-8%)	1,849 (9%)	4,630 (21%)	2,679 (11%)	147 (1%)	453 (2%)		
Utah-DISTRICT COURT.....	1,316											
Juvenile Cases												
Colorado-District Court and Denver Juvenile Court...	2,696											
District of Columbia-Superior Court.....	682											
Michigan-STATE TOTAL.....	4,195											
District Court.....	--											
Missouri-Circuit Court and Court of Common Pleas...	4,845											
New Hampshire-Circuit Court and Municipal Court...	872	499 (57%)	171 (19%)	59 (7%)	-39 (-5%)	697 (80%)	1,390 (15%)	1,022 (12%)	1,022 (12%)	-195 (-2%)		
New Jersey-Juvenile and Domestic Relations Court...	7,242	6,314 (87%)	8,104 (111%)	3,277 (40%)	5,235 (63%)	8,483 (105%)	10,322 (122%)	1,827 (2%)	1,827 (2%)	-2,241 (-12%)		
Pennsylvania-Court of Common Pleas.....	11,882											
Total	11,882											

Note: All available data are included in the table and all appropriate calculations are included. Blank spaces indicate that either the data are not available or the calculations were not appropriate.

-- = Not applicable.

*Court jurisdiction.

Kansas-District Courts-Trial courts in Kansas were unified during the 1977 court year. Cases previously filed in all trial courts except the Municipal Court are now filed in the District Court.

State definition or unit of count:

Maryland-District Courts-The criminal unit of count used in this table is the number of defendants on the information, indictment, or complaint. Data are not complete.

Arizona-Data given for the 1977 court year do not include juvenile dependency data for one county or juvenile traffic data for two counties.

Arkansas-Court of Common Pleas-figures given for the 1977 court year do not include data for two counties.

Colorado-District Court and Denver Superior, Juvenile, and Probate Courts-Figures given for 1977 do not include three months of estate post-judgment cases due to a data processing error. Whether any data available for adoption or paternity and support cases for 1977.

Idaho-Court of Common Pleas-figures given do not include post-judgment actions.

County Courts-Criminal figures given do not include data from the court located in Denver.

Connecticut-Superior Court-Data are included for the Appellate Session.

Court of Common Pleas-CIVIL data given are for cases on the "family docket" and "non-family docket" only.

Delaware-Superior Court-Data given do not include CIVIL involuntary commitment cases.

Court of General Sessions-Data given only include other CIVIL cases.

District of Columbia-Data given do not include appeals.

Idaho-Data given do not include appeals.

Maryland-Circuit Courts-Figures given do not include sentence review cases.

North Carolina-Superior Court-figures given do not include civil estate or special proceedings cases that are handled by the clerks of this court.

District Court-Figures given for total cases do not include any juvenile data.

Oklahoma-District Courts-Figures given do not include criminal conviction remedy cases.

Oregon-Circuit Court-Figures given for total cases do not include adoption, estate, mental health, or juvenile data.

District Court-Figures given for total cases do not include domestic relations, estate, or mental health cases.

Explanation of data included in the category:

Colorado-County Court--Adoption and paternity and support cases are included with the juvenile rather than with the civil caseload, where they are classified in other tables in this report.

District of Columbia--Criminal figures include a few traffic cases.

North Carolina-Both criminal and traffic cases are included in the figures reported as criminal in this table.

Oklahoma-District Court-Data reported as CIVIL include CIVIL and Juvenile cases.

Data were not available for all courts in the state.

**Part II:
State court
statistical profiles**

Part II: State court statistical profiles

The following section begins with blank prototypes of the three different types of tables that make up the profile of the court system of each state. The first prototype is a diagram depicting the organization of the courts within a state, including number of judges and number of courts, their jurisdictions and routes of appeal. The second and third prototype tables provide the reader with an outline of the case categories into which actual data from appellate and trial courts have been classified.

Following the blank prototypes are the state statistical profiles, which contain the actual court caseload statistics. State profiles are arranged in alphabetical order by state name with the organization chart for the state court system presented first, followed by the statistical profiles for the court(s) of last resort, intermediate appellate court(s) (if any), general jurisdiction court(s), and limited or special jurisdiction court(s) (if any).

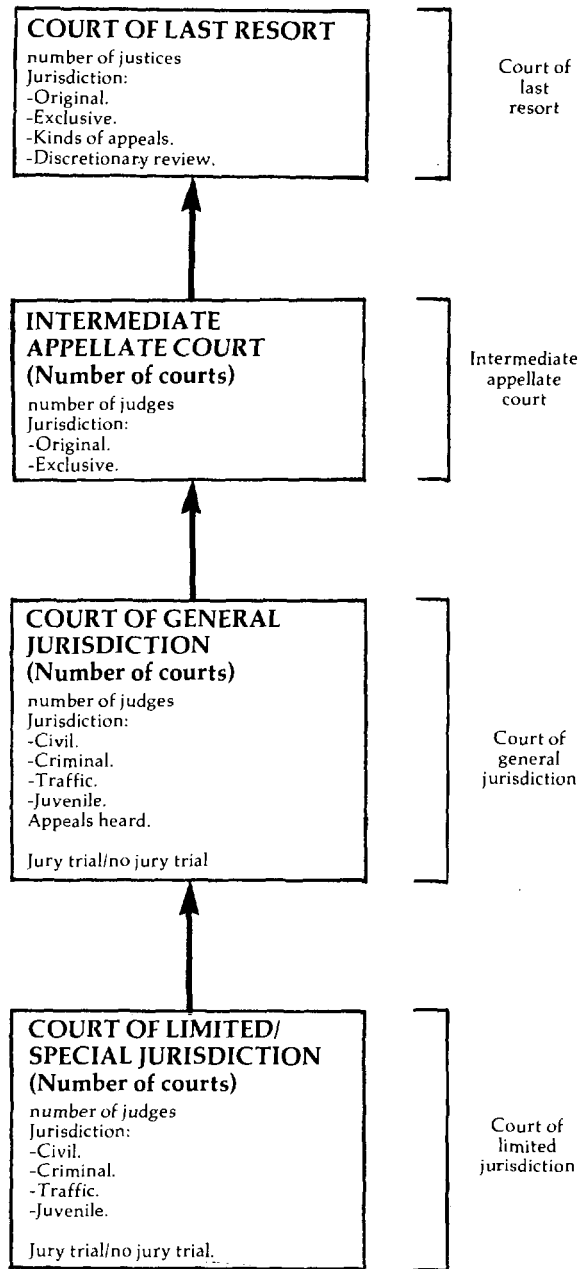
The statistical profile for each court is the basic source document used in compiling the summary tables in Part I. Along with the name of the court, the level of the court, the number of court divisions, the number of judges, and the time span covered by the data, each profile shows the actual

caseflow data reported by that court. Data are classified into the general categories chosen by the NCSP as being most representative of the kinds of data reported by the states. For example, a divorce action reported by a trial court is displayed as a "marriage dissolution" case under the general heading of "domestic relations" for "civil" caseflow. NCSP classifications are shown in the prototypes and appear in boldface on the statistical profiles.

Footnotes are used in these statistical profiles to explain any peculiarities regarding the data as reported by each court and to qualify data, as necessary, when transferred from the statistical profiles to the summary tables in Part I. Standard footnote headings, as indicated on the prototypes, have been adopted for use in this report and will continue to be used in the annual report series. These standard headings give the subject matter of the footnote. If further explanation is needed, informational statements are provided on the profiles under the standard footnote heading.

In Part II the source of data is indicated at the bottom of each state court profile. A complete listing of sources is included in Appendix B.

STATE COURT SYSTEM, 1977



↑ Indicates route of appeal.

STATE NAME, COURT NAME
 Court of last resort or intermediate appellate court
 Number of court divisions, Number of judges
 Time period covered

	Beginning pending	Filed	Disposed	End pending
Cases:				
Appeals:				
Civil				
Criminal				
Postconviction remedy				
Appeal of administrative agency case				
Juvenile				
Total appeals				
Other cases:				
Original proceedings:				
Original jurisdiction				
Disciplinary matter				
Advisory opinion				
Total				
Requests to appeal:				
Civil				
Criminal				
Postconviction remedy				
Appeal of administrative agency case				
Juvenile				
Total				
Sentence review only				
Total other cases				
<hr/>				
Total cases				
Other proceedings:				
Reheating requests				
Other matters				
Total other proceedings				

	<u>Manner of disposition</u>					<u>Disposition of cases</u>					
	<u>Opinion</u>	<u>Memorandum decision</u>	<u>Order</u>	<u>Dismissed/withdrawn/ settled</u>	<u>Transferred</u>	<u>Other</u>	<u>Appeals</u>			<u>Sentence review only</u>	
							<u>Civil</u>	<u>Criminal</u>	<u>Post conviction</u>		<u>Juvenile Agency file</u>
Appeals:											
Civil											
Criminal											
Postconviction											
Agency											
Juvenile											
Total											
Original proceedings:											
Original jurisdiction ..											
Disciplinary matter											
Advisory opinion											
Total											
Requests to appeal:											
Civil											
Criminal											
Postconviction											
Agency											
Juvenile											
Total											
Sentence review only											
Total cases											

	<u>Time interval¹ (months/days)</u>											
	<u>Notice of appeal to ready for hearing</u>			<u>Ready for hearing to under advisement (submitted or oral argument completed)</u>			<u>Under advisement (submitted or oral argument completed) to decision</u>			<u>Notice of appeal to decision</u>		
	<u>Number of cases</u>	<u>Mean</u>	<u>Median</u>	<u>Number of cases</u>	<u>Mean</u>	<u>Median</u>	<u>Number of cases</u>	<u>Mean</u>	<u>Median</u>	<u>Number of cases</u>	<u>Mean</u>	<u>Median</u>
Appeals:												
Civil												
Criminal												
Postconviction												
Agency												
Juvenile												
Total												
Original proceedings:												
Original jurisdiction												
Disciplinary matter												
Advisory opinion												
Total												
Sentence review only												

(continued on next page)

Disposition of other cases

	Opinion		Memorandum decision		Order	
	Granted	Denied	Granted	Denied	Granted	Denied
Original proceedings:						
Original jurisdiction						
Disciplinary matter						
Advisory opinion						
Total						
Requests to appeal:						
Civil						
Criminal						
Postconviction						
Agency						
Juvenile						
Total						
Total other cases						

Age of pending cases (days)

	Not ready for hearing									Under advisement (submitted or oral argument completed)			Average age of pending cases
	Awaiting court reporter's transcript			Awaiting appellant's brief			Awaiting respondent's brief			Ready for hearing			
	0-60 days	61-120 days	Over 120 days	0-60 days	61-120 days	Over 120 days	0-60 days	61-120 days	Over 120 days	0-90 days	91-180 days	Over 180 days	
Appeals:													
Civil													
Criminal													
Postconviction													
Agency													
Juvenile													
Total													
Original proceedings:													
Original jurisdiction													
Disciplinary matter													
Advisory opinion													
Total													
Requests to appeal:													
Civil													
Criminal													
Postconviction													
Agency													
Juvenile													
Total													
Sentence review only													
Total cases													

Boldface headings indicate the classifications used by the NCSP.
Blank space = Not enough information is known. The case category may or may not be handled by the court.
N/A = This case type is handled by the court, but the data are unavailable.
X = The data for this case type are known to be included in the total but were not available by category.
-- = Not applicable.

- ^aCourt jurisdiction.
- ^bParticular court or reporting system information.
- ^cJudge information.
- ^eCases not included in the total to avoid double counting.
- ^fBeginning pending figure for the 1977 court year does not equal the end pending figure for the 1976 court year.
- ^gChange in pending does not equal the difference between filings and dispositions.
- ^hFigure was computed.
- ⁱData are not complete.
- ^jExplanation of data included in the category.
- ^kAdditional information.
- ^lSpecial source or revision in data.
- ^mInformation on disposition type or trial data.
- ⁿInformation on time interval or age of pending data.

Source:

STATE NAME, COURT NAME
 Court of general jurisdiction or court of limited jurisdiction
 Number of circuits or districts, Number of judges
 Time period covered

	Beginning pending	Filed	Disposed	End pending
Civil:				
Law				
Tort:				
Auto tort				
Professional tort				
Product liability tort				
Other tort				
Total				
Contract				
Small claims				
Real property rights				
Equity				
Domestic relations:				
Marriage dissolution				
Support/custody				
Adoption				
Other domestic relations				
Total				
Estate:				
Probate/wills/intestate				
Guardianship/conservatorship/trusteeship				
Other estate				
Total				
Mental health				
Appeal:				
Appeal of administrative agency case				
Appeal of trial court case				
Total				
Extraordinary writ				
Postconviction remedy				
Other civil				
Total civil				
Criminal:				
Felony				
Misdemeanor				
Felony/misdemeanor				
Preliminary hearing				
Ordinance violation				
Appeal				
Extraordinary writ				
Postconviction remedy				
Sentence review only				
Other criminal				
Total criminal				
Traffic:				
DWI/DUI				
Other traffic violation				
Parking violation				
Total traffic				
Juvenile:				
Criminal-type offense				
Status offense				
Non-offense				
Other juvenile				
Total juvenile				
Grand total				

	Trial ^d		Total
	Jury	Non-jury	
Civil^d:			
Law			
Tort:			
Auto tort			
Professional tort			
Product liability tort			
Other tort			
Total			
Contract			
Small claims			
Real property rights			
Equity			
Domestic relations:			
Marriage dissolution			
Support/custody			
Adoption			
Other domestic relations			
Total			
Estate:			
Probate/wills/intestate			
Guardianship/conservatorship/ ..			
trusteeship			
Other estate			
Total			
Mental health			
Appeal:			
Appeal of administrative			
agency case			
Appeal of trial court case			
Total			
Extraordinary writ			
Postconviction remedy			
Other civil			
Total civil			
Criminal^d:			
Felony			
Misdemeanor			
Felony/misdemeanor			
Preliminary hearing			
Ordinance violation			
Appeal			
Extraordinary writ			
Postconviction remedy			
Sentence review only			
Other criminal			
Total criminal			
Traffic:			
DWI/DUI			
Other traffic violation			
Parking violation			
Total traffic			
Juvenile:			
Criminal-type offense			
Status offense			
Non-offense			
Other juvenile			
Total juvenile			
Grand total			

Age at disposition:	Time interval (days)		Mean	Median
	Number of Cases			
Civil^d:				
Law				
Tort:				
Auto tort				
Professional tort				
Product liability tort				
Other tort				
Total				
Contract				
Small claims				
Real property rights				
Equity				
Domestic relations:				
Marriage dissolution				
Support/custody				
Adoption				
Other domestic relations				
Total				
Estate:				
Probate/wills/intestate				
Guardianship/conservatorship/ ..				
trusteeship				
Other estate				
Total				
Mental health				
Appeal:				
Appeal of administrative				
agency case				
Appeal of trial court case				
Total				
Extraordinary writ				
Postconviction remedy				
Other civil				
Total civil				
Criminal^d:				
Felony				
Misdemeanor				
Felony/misdemeanor				
Preliminary hearing				
Ordinance violation				
Appeal				
Extraordinary writ				
Postconviction remedy				
Sentence review only				
Other criminal				
Total criminal				
Traffic:				
DWI/DUI				
Other traffic violation				
Parking violation				
Total traffic				
Juvenile:				
Criminal-type offense				
Status offense				
Non-offense				
Other juvenile				
Total juvenile				
Grand total				

(continued on next page)

Civil dispositions

	<u>Uncontested/Default</u>	<u>Dismissed/ withdrawn/ settled</u>	<u>Transferred</u>	<u>Arbitration</u>
<u>Civil</u> :				
Law				
<u>Tort:</u>				
Auto tort				
Professional tort				
Product liability tort				
Other tort				
Total				
<u>Contract</u>				
<u>Small claims</u>				
<u>Real property rights</u>				
<u>Equity</u>				
<u>Domestic relations:</u>				
Marriage dissolution				
Support/custody				
Adoption				
Other domestic relations				
Total				
<u>Estate:</u>				
Probate/wills/intestate				
Guardianship/conservatorship/ trusteeship				
Other estate				
Total				
<u>Mental health</u>				
<u>Appeal:</u>				
Appeal of administrative agency case				
Appeal of trial court case				
Total				
Extraordinary writ				
Postconviction remedy				
Other civil				
Total				

Criminal dispositions

	<u>Felony</u>	<u>Misdemeanor</u>	<u>Preliminary hearing</u>	<u>Ordinance violation</u>	<u>Appeal</u>	<u>Extraordinary writ</u>	<u>Postconviction</u>	<u>Sentence review</u>	<u>Other criminal</u>	<u>Total</u>
<u>Jury trial:</u>										
Conviction										
Guilty plea										
Acquittal										
Dismissed										
<u>Non-jury trial:</u>										
Conviction										
Guilty plea										
Acquittal										
Dismissed										
Dismissed/nolle prosequi .										
Bail forfeiture										
Bound over										
Transferred										

Traffic dispositions

	<u>DWI/DUI</u>	<u>Other traffic violation</u>	<u>Parking</u>	<u>Total</u>
<u>Jury trial:</u>				
Conviction				
Acquittal				
<u>Non-jury trial:</u>				
Conviction				
Acquittal				
Guilty plea				
Dismissed/nolle prosequi .				
Bail forfeiture				
Parking fines				
Transferred				
Other				

	Age of pending cases (days)						Average age of pending cases
	0-30 days	31-60 days	61-90 days	91-180 days	181-360 days	361-720 days	
Civil^d:							
Law							
Tort:							
Auto tort							
Professional tort							
Product liability tort							
Other tort							
Total							
Contract							
Small claims							
Real property rights							
Equity							
Domestic relations:							
Marriage dissolution							
Support/custody							
Adoption							
Other domestic relations							
Total							
Estate:							
Probate/wills/intestate							
Guardianship/conservatorship/ trusteeship							
Other estate							
Total							
Mental health							
Appeal:							
Appeal of administrative agency case							
Appeal of trial court case							
Total							
Extraordinary writ							
Postconviction remedy							
Other civil							
Total civil							
Criminal^d:							
Felony							
Misdemeanor							
Felony/misdemeanor							
Preliminary hearing							
Ordinance violation							
Appeal							
Extraordinary writ							
Postconviction remedy							
Sentence review only							
Other criminal							
Total criminal							
Traffic:							
DWI/DUI							
Other traffic violation							
Parking violation							
Total traffic							
Juvenile:							
Criminal-type offense							
Status offense							
Non-offense							
Other juvenile							
Total juvenile							
Grand total							

Boldface headings indicate the classifications used by the NCSF.

N/A = This case type is handled by the court, but the data are unavailable.

X = The data for this case type are known to be included in the total but were not available by category.

-- = Not applicable.

^aCourt jurisdiction.

^bParticular court or reporting system information.

^cJudge information.

^dCase definition or unit of count:

 Civil definition.

 Criminal case unit of count.

 Jury trial definition.

 Non-jury trial definition.

^fBeginning pending figure for the 1977 court year does not equal the end pending figure for the 1976 court year.

^gChange in pending does not equal the difference between filings and dispositions.

^hFigure was computed.

ⁱData are not complete.

^jExplanation of data included in the category.

^kAdditional information.

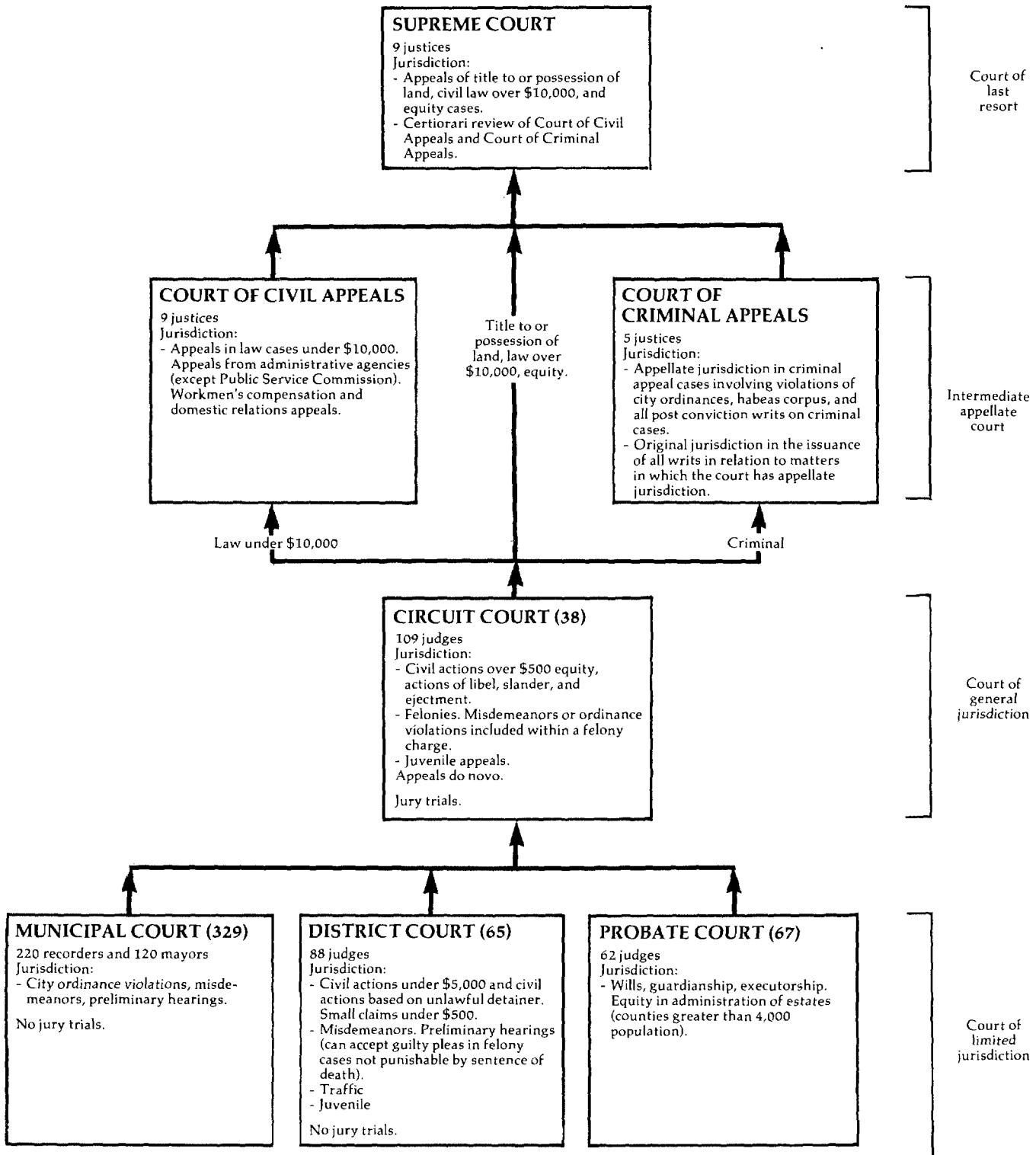
^lSpecial source or revision in the data.

^mInformation on disposition type or trial data.

ⁿInformation on time interval or age of pending cases data.

Source:

ALABAMA COURT SYSTEM, 1977



↑ Indicates route of appeal.

ALABAMA SUPREME COURT
 Court of last resort
 9 Justices
 October 5, 1976 to September 30, 1977

	Beginning pending	Filed	Disposed	End pending
Cases:				
Appeals:				
Appeals	X	X	X	X
Petitions for writs of certiorari granted	15	(61) ^e	49	27 ^k
Total appeals	X	X (61) ^e	49 ^l	X
Other cases:				
Original proceedings:				
Original jurisdiction:				
Petitions for writ of mandamus/prohibition	X	X	X	X
Miscellaneous matters ^j	0	51	51	0
Total	X	X	X	X
Advisory opinion:				
Request for advisory opinion	0	9	9	0
Total	X	X	X	X
Requests to appeal:				
Petitions for writ of certiorari	0	292	231 (61) ^e	0
Total other cases	X	X	X (61) ^e	X
Total cases	325	815 (61)^e	746 (61)^e	394^k
Other proceedings:				
Rehearing request:				
Application for rehearing	N/A	N/A	86	N/A
Total other proceedings	N/A	N/A	86	N/A

Manner of disposition¹

Written opinion:	
Appeals	324
Certified questions	5
Extraordinary writs	10
Petitions for writ of certiorari granted	49
Petitions for writ of certiorari denied	12
Advisory opinion	9
Rehearing request	2
Total	411
Appeals dismissed by court	15
Appeals dismissed on motion of parties	54
Transferred to Court of Appeals	12
Court action without opinion on extraordinary writ	37
Petition for writ of certiorari denied without opinion	219

Boldface headings indicate the classifications used by the NCSP.

N/A = This case type is handled by the court but the data are unavailable.

X = The data for this case type are known to be included in the total but were not available by category.

^eCases not included in the total to avoid double counting:

Petitions for writ of certiorari granted are not counted as disposed until the resulting appeal is disposed; a filing is not counted for the resulting appeal. These numbers of granted petitions for writ of certiorari are the figures appearing in the parentheses.

^jExplanation of data included in the category:

Miscellaneous matters include prisoner petitions and requests to take the bar exam.

^kAdditional information:

The 27 petitions for writ of certiorari granted listed as pending at the end of the court year were all awaiting oral argument in October 1977.

All cases submitted to the court are decided within the term year. The cases pending on 9/30/77 were either not ready for submission to the court or were scheduled for oral argument on the October 1977 docket.

^lSpecial source or revision in data:

Manner of disposition information was provided by the clerk of court during the data verification process.

Source: The Administrative Director of the Courts, Alabama Judicial System (Montgomery, Alabama) and unpublished data from the clerk of court. Statistics are from the annual report and unpublished data except that totals have been computed where necessary.

ALABAMA COURT OF CIVIL APPEALS^a
Intermediate appellate court
3 judges
October 5, 1976 to September 29, 1977

	Beginning pending	Filed	Disposed	End pending
Cases:				
Appeals:				
Civil:				
Cases	124	308	292	140
Total appeals	124	308	292	140
Other cases:				
Original proceedings	—	—	—	—
Requests to appeal	—	—	—	—
Total other cases	—	—	—	—
Total cases	124	308	292	140
Other proceedings:				
Rehearing requests	N/A	N/A	52	N/A
Total other proceedings	N/A	N/A	52	N/A

<u>Manner of disposition</u>	<u>Disposition of appeals^b</u>
Written opinion 179	Opinion:
Dismissed 1	Affirmed 122
	Reversed 32
	Affirmed in part/reversed in part 18
	Dismissed or petition for extraordinary relief granted or denied 7

Time interval (average weeks)

From filing notice of appeal to completing the record ..	9
From completing the record to appellant's brief	4
From appellant's brief to appellee's brief	4
From appellee's brief to oral arguments	7
From oral argument to written opinion released	3
From notice of appeal to written opinion	25

Boldface headings indicate the classifications used by the NCSP.
Blank space = Not enough information is known. The case category may or may not be handled by the court.
N/A = This case type is handled by the court but the data are unavailable.

^aCourt jurisdiction:

Court has jurisdiction in civil appeal cases only.

^bFigure was computed:

Data for the disposition of appeals was calculated from percentage figures given in the unpublished data supplied by the clerk of court.

Source: The Administrative Director of Courts, Alabama Judicial System (Montgomery, Alabama), and unpublished data supplied by the clerk of court. Statistics are from the annual report and unpublished data except that totals have been computed where necessary.

ALABAMA COURT OF CRIMINAL APPEALS^a
Intermediate appellate court
5^c Judges
October 5, 1976 to September 29, 1977

	Beginning pending	Filed	Disposed	End pending
Cases:				
Appeals:				
Criminal:				
Cases	671 ^j	853	976	548 ^j
Total appeals ^j	671 ^j	853	976	548 ^j
Other cases:				
Original proceedings				
Requests to appeal:				
Notice of appeal	(j)	(j)	(j)	(j)
Total other cases				
Total cases¹	671	853	976	548

Manner of disposition¹

Opinion 432
Without opinion 344
Decided en banc 200

Disposition of cases

Affirmed 603
Reversed and remanded 52
Remanded with directions..... 12
Reversed and rendered 5
Dismissed 17
Petition denied 87
Cases decided en banc
(original proceedings) 200

Boldface headings indicate the classifications used by the NCSP.
Blank space = Not enough information is known. The case category may or may not be handled by the court.

^aCourt jurisdiction:

Court has jurisdiction in **criminal appeal** cases only.

^cJudge information:

There are in addition three supernumerary judges assigned to this court.

ⁱData are not complete:

Total cases do not include petitions disposed of in the clerk's office at the direction of the court.

^jExplanation of data included in the category:

Total appeals include notice of appeal cases as well as **appeals**.

Notice of appeal cases are reported as **appeals**.

Pending includes cases pending on certiorari in the Supreme Court of Alabama and the Supreme Court of the United States, cases on motions for new trial in trial courts, and those in which **appeals** have not been perfected (all necessary documents filed).

¹Special source or revision in data:

The manner of disposition data were provided by the clerk of court.

Source: The Administrative Director of Courts, Alabama Judicial System (Montgomery, Alabama), and unpublished data provided by the clerk of court. Statistics are from the annual report and unpublished data except that totals have been computed where necessary.

ALABAMA CIRCUIT COURT
 Court of general jurisdiction
 38 circuits, 112 judges
 January 1, 1977 to December 31, 1977

	Beginning pending	Filed	Disposed	End pending
Civil^d:				
Law:				
Original civil	X	X	X	X
Tort:				
Auto tort:				
Motor vehicle	X	X	X	X
Equity	X	X	X	X
Domestic relations	X	41,080	39,078	X
Appeal	X	X	X	X
Total civil	49,016 ¹	64,619	64,269	49,366 ^h
Criminal^d:				
Felony:				
Indictments	X	17,533	X	X
Miscellaneous	X	X	X	X
Total	X	X	X	X
Appeal	X	X	X	X
Total criminal	10,568 ¹	24,143	23,443	11,268 ^h
Juvenile:				
Total juvenile	0	10,764	9,371	1,393 ^h
Grand total	59,584 ¹	99,526	97,083	62,027 ^h

	Trial ^d			Criminal dispositions	
	Jury	Non-jury	Total	Nols/dismissals	Guilty pleas
Criminal	1,440	1,314	2,754	6,915	13,841

Boldface headings indicate the classifications used by the NCSP.
 X = The data for this case type are known to be included in the total but were not available by category.

^dCase definition or unit of count:
 A civil case is counted with the filing of a petition or complaint.
 The criminal case unit of count is the number of defendants on the indictment.
 A trial is counted if tried to completion.

^hFigure was computed:
 End pending figure was computed from filing, disposition, and beginning pending data.

¹Special source or revision in data:
 Beginning pending figures were provided by the administrative office of the court.

Source: The Administrative Director of Courts, Alabama Judicial System (Montgomery, Alabama), and unpublished data provided by the administrative office of the courts. Statistics are from the annual report and unpublished data except that totals have been computed where necessary.

ALABAMA DISTRICT COURT^a
 Court of limited jurisdiction
 81 courts, 89 judges
 January 17, 1977 to December 31, 1977

	Beginning pending	Filed	Disposed	End pending
Civil^d:				
Small claims	0	64,109	36,715	27,394
Other civil:				
Civil	0	36,713	32,327	4,386
Total civil	0	100,822	69,042	31,780
Criminal^d:				
Total criminal	0	92,528	72,020	20,508
Traffic:				
Total traffic	0	179,604	147,001	32,603
Juvenile:				
Total juvenile	0	13,423	10,683	2,740
Grand total	0	386,377	298,746	87,631

Boldface headings indicate the classifications used by the NCSP.

^aCourt jurisdiction:

This court was established by the judicial article for court unification to replace the many different inferior courts.

^dCase definition or unit of count:

A civil case is counted with the filing of a petition or complaint.

The criminal case unit of count is the number of defendants on the indictment or complaint.

Source: The Administrative Director of Courts, Alabama Judicial System (Montgomery, Alabama). Statistics are from the annual report except that totals have been computed where necessary.

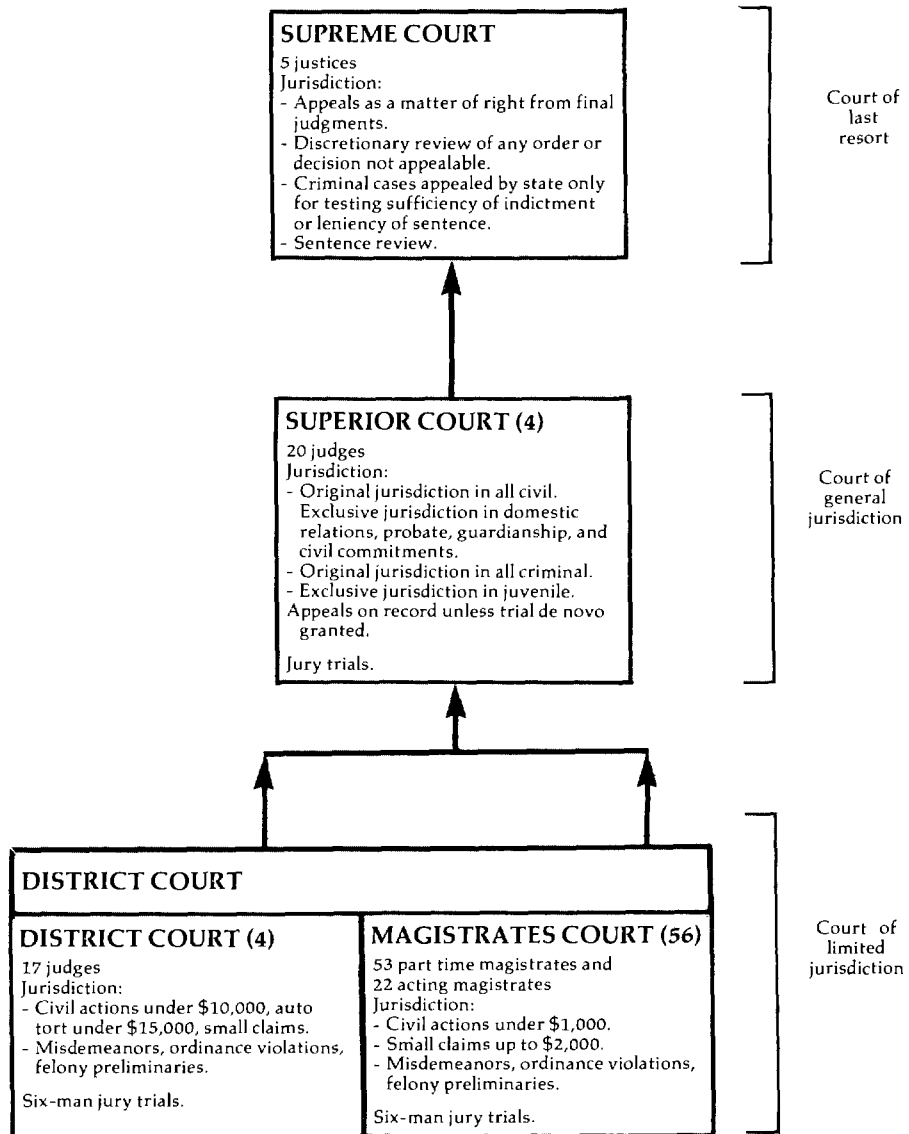
ALABAMA PROBATE COURT
 Court of limited jurisdiction
 67 courts, 67 judges
 January 1, 1977 to December 31, 1977

There were no data available for cases handled in the Probate Court in 1977.

ALABAMA MUNICIPAL COURT
 Court of limited jurisdiction
 329 courts; ≈220 recorders, ≈120 mayors
 January 1, 1977 to December 31, 1977

There were no data available for cases handled in the Municipal Court in 1977.

ALASKA COURT SYSTEM, 1977



↑ Indicates route of appeal.

ALASKA SUPREME COURT
Court of last resort
5 justices
January 1, 1977 to December 31, 1977

	Beginning pending	Filed	Disposed	End pending
Cases:				
Appeals:				
Civil	218	251	201	268
Criminal	132	156	88	200
Total appeals	350	407	289	468
Other cases:				
Original proceedings:				
Original jurisdiction:				
Original applications	5	17	18	4
Requests to appeal:				
Petitions for review	20	126	103	43
Sentence review only:				
Sentence appeal	16	63	40	39
Total other cases	41	206	161	86
Total cases	391	613	450	554
Other proceedings:				
Rehearing requests	--	--	35	--
Other matters:				
Motion practice	--	--	1,239	--
Total other proceedings	--	--	1,274	--

Manner of disposition¹¹

	Appeals		Original proceedings	Requests to appeal	Sentence review only	Total cases
	Civil	Criminal				
Opinion and mandate	120	54	3	16	21	214
Summary disposition by order	5	1	4	7	0	17
Dismissed by court or parties	76	33	11	13	19	152

Disposition of appeals

	Appeals		Requests to appeal	Sentence review only	Total
	Civil	Criminal			
Affirmed	48	38	--	15	101
Reversed and remanded	23	13	--	5	41
Affirmed in part/reversed in part	18	0	--	1	19
Reversed	8	3	--	0	11
Remanded	4	0	--	0	4
Too lenient	--	--	--	1	1
Review denied	--	--	67	--	67

Status of pending cases (12/31/77)

	Cases awaiting					
	Records	Briefs	Hearing	Decision	Mandate	Stayed
Appeals:						
Civil	84	54	22	94	4	10
Criminal	47	62	14	70	1	6
Original proceedings	0	0	1	3	0	0
Requests to appeal	0	12	1	26	2	2
Sentence review only	6	9	0	19	1	4

Time interval¹² (days)

	Civil appeal		Criminal appeal		Sentence review only	
	Mean	Median	Mean	Median	Mean	Median
Notice of appeal to mandate	485	N/A	593	578	N/A	N/A
Notice of appeal to opinion publication	467 ^h	N/A	580 ^h	N/A	304	263
Notice of appeal to certification of record	120	103	153	142	N/A	N/A
Certification of record to completion of briefing	135	N/A	193	173	N/A	N/A
Completion of briefing to hearing or submission	70	N/A	65	49	N/A	N/A
Hearing or submission to opinion publication	150 ^h	N/A	169	165	N/A	N/A
Hearing or submission to circulating draft opinion	85	N/A	N/A	N/A	N/A	N/A
Circulating draft opinion to publication date	65	N/A	N/A	N/A	N/A	N/A
Publication date to mandate	18	N/A	13 ⁰	N/A	N/A	N/A

(continued on next page)

Boldface headings indicate the classifications used by the NCSP.

N/A = This case type is handled by the court, but the data are unavailable.

— = Not applicable.

^hFigure was computed:

"Publication date to mandate" mean figure equals "notice of appeal to mandate" minus "notice of appeal to opinion publication."

"Hearing or submission to opinion publication" mean figure for time interval data equals the "hearing or submission to circulating draft opinion" plus "circulating draft opinion to opinion publication."

"Notice of appeal to opinion publication" is the sum of four major subcategories.

^jExplanation of data included in the category:

The number of **civil** and **criminal appeals** filed includes cross appeals filed.

Juvenile appeals relating to dependency are included with the **civil appeals**.

Juvenile appeals relating to criminal-type offenses are included with the **criminal appeals** category.

^mInformation on disposition type on trial data:

The manner of disposition data is a case count. The 214 opinions and mandates include some opinions filed in 1976 on which mandates were not issued until 1977. There were 189 actual opinions filed in 1977.

ⁿTime interval or age of pending data:

The analysis of time periods for disposition of appeals was done for 101 **civil appeals**, 54 **criminal appeals**, and 21 **sentence review only** cases.

Source Cases: Administrative Director of the Courts, *Alaska Court System, 1977 Annual Report* (Anchorage, Alaska: 1978); and memo from clerk to justices of Supreme Court entitled "Supreme Court Activity 1977." Statistics are from the annual report and clerk's memo except that totals have been computed where necessary, and revisions have been made during verification by the clerk of the court.

ALASKA SUPERIOR COURT
Court of general jurisdiction
4 districts, 20^c judges
January 1, 1977 to December 31, 1977

	Beginning pending	Filed	Disposed	End Pending
Civil^d:				
Tort:				
Civil damage	X	910	X	X
Contract:				
Debts, contracts, and notes	X	1,141	X	X
Real property rights:				
Housing, real estate	X	402	X	X
Domestic relations:				
Marriage dissolution:				
Divorce	X	2,920	X	X
Dissolution of marriage	X	1,635	X	X
Total	X	4,555	X	X
Support/custody:				
Other ^d	X	1,483	X	X
Adoption	X	628	X	X
Total	X	6,666	X	X
Estate:				
Probate/wills/intestate:				
Estates	X	534	X	X
Probate waiver	X	102	X	X
Total	X	636	X	X
Guardianship/conservatorship/trusteeship:				
Guardianship	X	19	X	X
Protective	X	126	X	X
Total	X	145	X	X
Other estate	X	30	X	X
Total	X	811	X	X
Mental health:				
Sanity	X	240	X	X
Appeal:				
Appeal of administrative agency case:				
Administrative review	X	106	X	X
Other civil:				
Other civil	X	1,099	X	X
Total civil	11,419 ^f	11,375	10,672	12,116 ^g
Criminal^d:				
Felony	433 ^f	752	764	399 ^h
Misdemeanor	N/A	32	X	N/A
Appeal:				
From District Court	N/A	40	X	N/A
To Supreme Court	N/A	90	X	N/A
Total	N/A	130	X	N/A
Other criminal:				
Probation revocation	N/A	134	X	N/A
Other	N/A	34	X	N/A
Total	N/A	168	X	N/A
Total criminal	433 ^f ⁱ	1,082	1,002	399 ⁱ

(continued on next page)

Juvenile:				
Criminal-type offense:				
Delinquency	N/A	1,275 ^h	X	N/A
Status offense:				
Child in need of supervision	N/A	163 ^b	X	N/A
Non-offense:				
Dependency	N/A	45 ^h	X	N/A
Total juvenile	N/A	1,483	1,111	N/A
Grand total	11,852 ^{fi}	13,940	12,785	12,515 ⁱ

	Trial ^d			Civil dispositions ^m		Criminal (felony) dispositions			
	Jury	Non-jury	Total	Default	Withdrawn	Before trial	Jury trial	Non-jury trial	Total
Civil^m	50	381	431	436	1,411				
Criminal (felony) ..	127	30	157	270		86	17	--	103
Total	177	411	588	873		7	4	387	398
						16	4	--	20
						18	5	--	23
						0	0	159	159
						0	0	4	4
						0	0	5	5

Time interval (days)			Age of pending cases ⁿ 12/31/77 (days)		
Age at disposition ^l :	Average	Median	Average	Median	
Domestic relations	273	81	448	337	
Probate	405	117	838	605	
Other civil	528	230	492	391	
Felony	115	84	238	183	

Boldface headings indicate the classifications used by the NCSP.
 N/A = This case type is handled by the court, but the data are unavailable.
 X = The data for this case type are known to be included in the total but were not available by category.
 -- = Not applicable.

- ^cJudge information:
There were 21.02 full-time equivalent judges serving in the Superior Court during the 1977 court year.
- ^dCase definition or unit of count:
A civil case is counted with the filing of a petition or complaint.
The criminal case unit of count is the number of indictments or complaints. Some occur after preliminary hearings in District Court.
A trial is counted if tried to judgment.
- ^eBeginning pending figure for the 1977 court year does not equal the end pending figure for the 1976 court year:
Figures are as given in the annual report.
- ^fChange in pending does not equal the difference between filings and dispositions:
Figures are as reported in the annual report.
- ^hFigure was computed:
The juvenile filing figure for each category was calculated by multiplying the percent of formal petitions for each category by the total number of formal petitions.
- ⁱData are not complete:
Criminal total pending figures include only felony cases.
Grand total pending figures include only civil and felony cases.
- ^jExplanation of data included in the category:
The state annual report indicates that a majority of the "other" cases are reciprocal support cases.
- ^mCategories for disposition type or trial data:
Civil jury trial and civil disposition data are for all civil categories except domestic relations and probate. Civil non-jury trials also include domestic relations (divorce, reciprocal support) cases.
- ⁿTime interval or age of pending data:
Age at disposition and age of pending data are given for the following categories as listed in the annual report:
Domestic relations -- divorce, dissolution of marriage, and other.
Probate -- estates, guardianship, probate waiver, protective, other, adoption, and sanity.
Other civil -- civil damage; debts, contracts, and notes; housing, real estate; administrative review; and other.

Source: Administrative Director of the Courts, Alaska Court System, 1977 Annual Report (Anchorage, Alaska: 1978). Statistics are from the annual report except that totals have been computed where necessary.

ALASKA DISTRICT COURT
Court of Limited Jurisdiction
4 districts, 17^c Judges
January 1, 1977 to December 31, 1977

	Beginning pending	Filed	Disposed	End pending
Civil^d:				
Tort:				
Civil damage	X	491	X	X
Contract:				
Debt, contract, and notes	X	2,325	X	X
Small claims	4,393 ^f	6,101	5,322	5,193 ^g
Other civil:				
Other	X	1,201	X	X
Total civil	7,984 ^f	10,118	8,481	9,645 ^g
Criminal^d:				
Misdemeanor	X	13,533	X	X
Preliminary hearing:				
Felony	573 ^f	1,545	1,301	504 ^g
Other criminal	N/A	1,976	X	N/A
Total criminal	X ⁱ	17,054	X	X ⁱ
Traffic:				
Other traffic violation:				
Misdemeanor traffic	X	7,908	X	X
Other criminal--traffic on formal complaint	N/A	203	X	N/A
Other traffic	N/A	77,750	77,709	N/A
Total	N/A	85,861	X	N/A
Total traffic	X ⁱ	85,861	X	X ⁱ
Grand total	14,603 ^{f1}	113,033	108,257	14,834 ^{g1}

<u>Trial^d</u>				<u>Criminal dispositions</u>					
	Jury	Non-jury	Total	<u>Misdemeanor^m</u>			<u>Preliminary hearing</u>	<u>Total</u>	
				Before trial	Jury trial	Non-jury trial			
Civil:									
Small claims	--	566	566	--	312	336	--	648	
All other civil . . .	17	213	230	12,647	7	86	--	12,740	
Total	17	779	796	--	239	79	--	318	
Criminal:									
Misdemeanor^m	582	518	1,100	--	24	17	--	41	
Traffic^m	--	883	883	317	0	0	--	317	
Grand total	599	2,180	2,779	1,152	0	0	94	1,246	
				Dismissed	3,667	0	0	421	4,088
				Reduced to misdemeanor . . .	--	--	--	176	176
				Superceded by indictment . .	--	--	--	428	428
				Held to answer	--	--	--	182	182
<u>Civil dispositions^m</u>				<u>Age of pending cases 12/31/77 (days)</u>					
Default	1,149								
Withdrawn	1,099								
Judgment	348								
Dismissal	333								
<u>Traffic dispositions^m</u>				<u>Time interval (days)</u>		<u>Age of pending cases 12/31/77 (days)</u>			
Guilty at non-jury trial . . .	662			Age at disposition:	Average	Median	Average	Median	
Guilty plea	17,724			Small claims	194	91	430	387	
Waiver at counter	33,778			All other civil	224	120	423	379	
Mail in bail	13,481			Misdemeanor^m	55	18	107	99	
No shows				Preliminary hearing ..	41	15	262	228	
(closed statistically) . . .	2,686			Traffic^m	195	147			

Boldface headings indicate the classifications used by the NCSP.
N/A = This case type is handled by the court, but the data are unavailable.
X = The data for this case type are known to be included in the total but were not available by category.
-- = Not applicable.

^cJudge information:
There were 30.93 full-time equivalent judges hearing cases in the District Court during the 1977 court year.

^dCase definition or unit of count:
A civil case is counted with the filing of a petition or complaint.
The criminal case unit of count is the number of indictments or complaints.
A trial is counted if tried to judgment.

^fBeginning pending figure for the 1977 court year does not equal the end pending figure for the 1976 court year:
Figures are as given in the annual report.

^gChange in pending does not equal the difference between filings and dispositions:
Figures are as reported in the annual report. The end pending figure for **preliminary hearings** does not include those cases out on warrants.

ⁱData are not complete:
Grand total pending figures include all data except **other criminal**, other criminal--traffic informal complaint, and other traffic cases.

^mCategories for disposition type or trial data:
Civil disposition type data do not include dispositions of **small claims** cases.
Misdemeanor disposition data include misdemeanor traffic cases.
Traffic trial and disposition data only include other traffic cases.

ⁿTime interval or age of pending data:
Misdemeanor age at disposition is measured from first appearance to dismissal, acquittal, or sentencing.
The misdemeanor category for time interval and age of pending data includes misdemeanor traffic cases.
Traffic time interval data only include other traffic cases.

Source: Administrative Director of the Courts, Alaska Court System, 1977 Annual Report (Anchorage, Alaska: 1978). Statistics are from the annual report except that totals have been computed where necessary.

ALASKA MAGISTRATES COURT
 Court of limited jurisdiction
 56 courts, 53 part-time and 22 acting magistrates
 January 1, 1977 to December 31, 1977

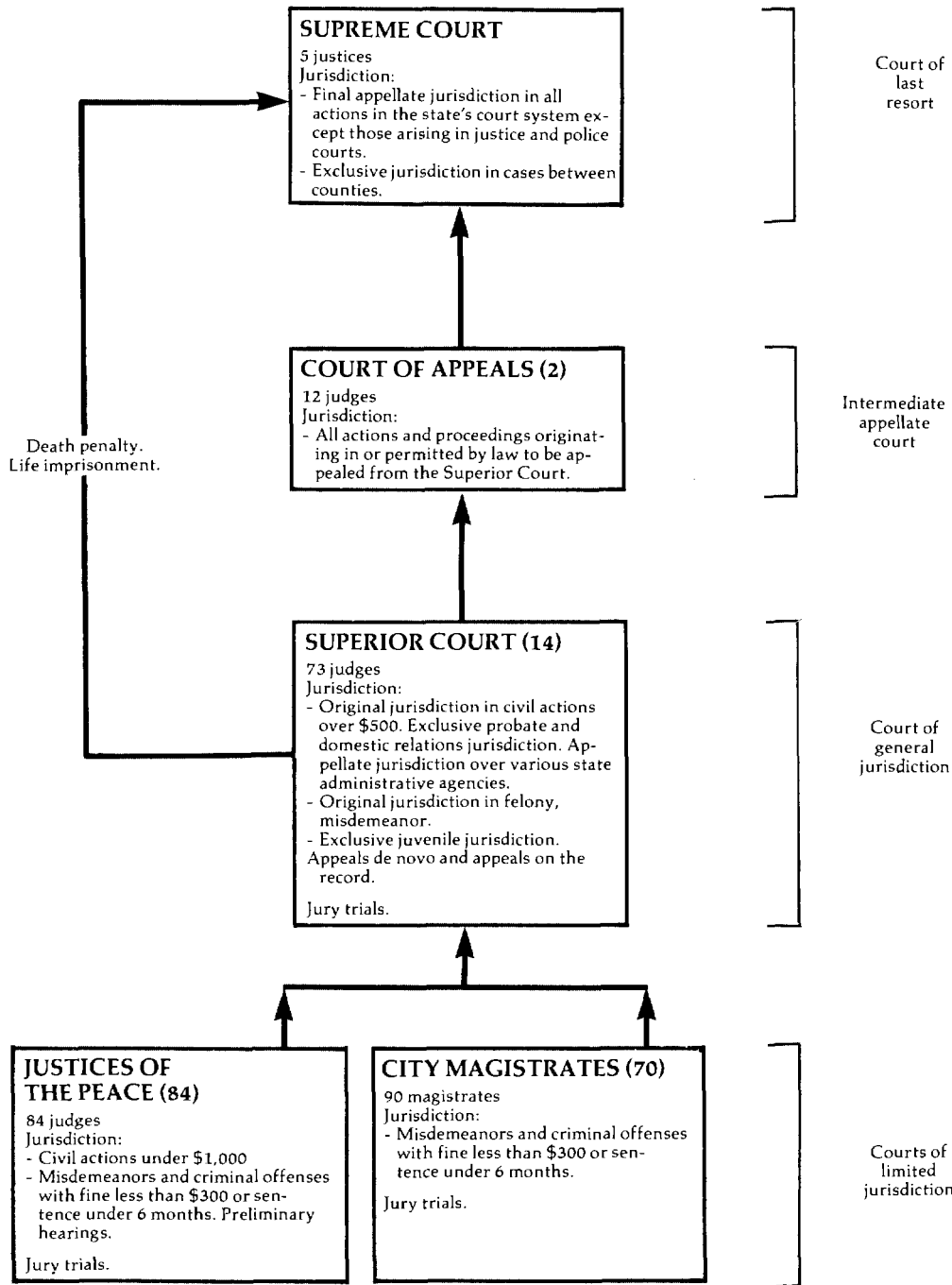
	Beginning pending	Filed	Disposed	End pending
Civil^d:				
Total civil	N/A	145	156	N/A
Criminal^d:				
Misdemeanor	N/A	1,479	1,320	N/A
Preliminary hearing:				
Felony	N/A	92	72	N/A
Total criminal	N/A	1,571	1,392	N/A
Traffic:				
Total traffic	N/A	775	796	N/A
Grand total	N/A	2,491	2,344	N/A

Boldface headings indicate the classifications used by the NCSP.
 N/A = This case type is handled by the court, but the data are unavailable.

^dCase definition or unit of count:
 A civil case is counted with the filing of a petition or complaint.
 The criminal case unit of count is the number of indictments or complaints.

Source: Administrative Director of the Courts, Alaska Court System, 1977 Annual Report (Anchorage, Alaska: 1978). Statistics are from the annual report except that totals have been computed where necessary.

ARIZONA COURT SYSTEM, 1977



↑ Indicates route of appeal.

ARIZONA SUPREME COURT
Court of last resort
5 Justices
January 1, 1977 to December 31, 1977

	Beginning pending	Filed ^j	Disposed	End pending
Cases:				
Appeals:				
Civil	24	33	34	23
Criminal	99 ^f	85	139	45
Delayed appeals	3	2	4	1
Total appeals ^j	126 ^f	120	177	69
Other cases:				
Original proceedings:				
Original jurisdiction:				
Habeas corpus	2	42	38	6
Special actions ^j	20	149	149	20
Bar matters	6	33	35	4
Petitions for review ^j	56 ^f	620	610	66
Total	84	844	832	96
Requests to appeal				
Total other cases	84	844	832	96
Total cases	210	964	1,009	165
Other proceedings:				
Other matters:				
Miscellaneous	1	41	38	4
Total other proceedings	1	41	38	4

Manner of Disposition

	Appeals				Original jurisdiction	Other matters	Total
	Civil	Criminal	Delayed	Total			
Written opinion	31	93	1	125	66	1	192
Memorandum decision	1	42	3	46	4	0	50
Terminated without written opinion	2	4	0	6	762	37	805

Boldface headings indicate the classifications used by the NCSP.

Blank space = Not enough information is known. The case category may or may not be handled by the court.

^fBeginning pending figure for the 1977 court year does not equal the end pending figure for the 1976 court year:

Data are as given in the annual report.

^jExplanation of data included in the category:

Appeals (civil, criminal, and delayed) include cases transferred in from the Arizona Court of Appeals.

Special actions include mandamus, prohibition, and quo warranto cases.

Petitions for review are requests for review of Court of Appeals cases (or portions thereof) that are heard as a matter of right. They are not necessarily processed as a regular appeal.

Source: Arizona Supreme Court, The Arizona Courts, 1977 Annual Judicial Report (Phoenix, Arizona: 1978). Statistics are from the annual report except that totals have been computed where necessary.

ARIZONA COURT OF APPEALS
Intermediate appellate court
2 divisions, 12 judges
January 1, 1977 to December 31, 1977

	Beginning pending	Filed ^J	Disposed ^J	End pending
Cases:				
Appeals:				
Civil ^J	604 ^f	589	594	599
Criminal	655	1,001	922	734
Delayed appeals	0	0	0	0
Appeal of administrative agency case:				
Industrial Commission	148 ^f	217	181	184
Juvenile	1	8	5	4
Total appeals ^J	1,408 ^f	1,815	1,702	1,521
Other cases:				
Original proceedings:				
Habeas corpus^J:				
Habeas corpus ^J	2	1	3	0
Special actions ^J	7 ^f	182	182	7
Petitions for review--post conviction	0	7	7	0
Total	9 ^f	190	192	7
Requests to appeal				
Requests to appeal	9 ^f	190	192	7
Total other cases	9 ^f	190	192	7
Total cases	1,417	2,005	1,894	1,528

Manner of disposition

	<u>Appeals</u>						<u>Original jurisdiction</u>	
	<u>Civil</u>	<u>Criminal</u>	<u>Delayed</u>	<u>Agency</u>	<u>Juvenile</u>	<u>Total</u>	<u>jurisdiction</u>	<u>Total</u>
Written opinion	208	143	0	38	3	392	33	425
Memorandum	166	503	0	92	2	763	2	765
Terminated without opinion	189	219	0	51	0	459	157	616
Transferred out	31	57	0	0	0	88	0	88

Boldface headings indicate the classifications used by the NCSP.

Blank space = Not enough information is known. The case category may or may not be handled by the court.

^fBeginning pending figure for the 1977 court year does not equal the end pending figure for the 1976 court year:

Figures are as given in the annual report.

^JExplanation of data included in the category:

Appeals filed (civil and criminal) are net figures after appeals transferred in are added.

Appeals disposed (civil and criminal) include appeals transferred out and appeals disposed by the court.

Habeas corpus appeals are counted as **civil appeals** by Division 2 of the Court of Appeals.

Special actions include mandamus, prohibition, and quo warranto cases.

Source: Arizona Supreme Court, The Arizona Courts, 1977 Annual Judicial Report (Phoenix, Arizona: 1978). Statistics are from the annual report except that totals have been computed where necessary.

ARIZONA SUPERIOR COURT¹
 Court of general jurisdiction
 14 counties, 73 judges
 January 1, 1977 to December 31, 1977

	Beginning pending	Filed	Disposed	End pending
Civil^d:				
Law:				
Civil ^d	27,986 ^{fh}	28,678	28,953	27,711
Domestic relations:				
Support/custody:				
Reciprocal support	6,193 ^{fh}	6,421	5,204	7,410
Adoption	1,610 ^{fh}	1,751	1,576	1,538 ¹
Other domestic relations:				
Domestic relations	8,999 ^{fh}	23,571	21,397	11,173
Total	16,802 ^{fh}	31,743	28,177	20,116 ¹
Estate:				
Probate/wills/intestate:				
Probate	16,527 ^{fh}	7,335	6,356	17,506
Mental health	1,296 ^{fh}	879	469 ¹	1,336 ¹
Appeal	(j)	(j)	(j)	(j)
Total civil	62,611 ¹	68,635	63,955 ¹	66,669 ¹
Criminal^d:				
Felony	4,839 ^{fh}	10,320	10,268	4,891
Misdemeanor^j	1,018 ^{fh}	2,911	2,975	954
Appeal	(j)	(j)	(j)	(j)
Total criminal	5,857 ^f	13,231	13,243	5,845
Juvenile^d:				
Total juvenile	871 ^{fh}	12,404 ¹	9,655 ¹	2,480 ¹
Grand total	69,339 ¹	94,270 ¹	86,853 ¹	74,994 ¹

Civil dispositions

	Law	Domestic relations			Total	Estate		Total
		Support/custody	Adoption	Other		Probate/wills/intestate	Mental health	
Default judgments ..	5,885	0	0	12,597	12,597	0	0	18,482
Dismissals	5,442	56	0	3,075	3,131	0	0	8,573
Transfer	487	0	17	146	163	0	0	650
Final order	13,992	5,148	1,559	1,739	8,446	6,356	469	29,263

Trial^d

	Jury	Non-jury	Total
Civil:			
Law	565	2,582	3,147
Domestic relations:			
Support/custody	0	0	0
Adoption	0	0	0
Other	2	3,838	3,840
Total	2	3,838	3,840
Estate:			
Probate/wills/intestate ..	0	0	0
Mental health	0	0	0
Total	567	6,420	6,987
Criminal:			
Felony	753	192	945
Misdemeanor	17	642	659
Total	770	834	1,604
Grand total	1,337	7,254	8,591

Criminal dispositions

	Felony	Misdemeanor	Total
Plea	6,822	466	7,288
Dismissed	2,384	1,830	4,214
Transfer	117	20	137

(continued on next page)

Boldface headings indicate the classifications used by the NCSP.

^dCase definition or unit of count:

- A civil case is counted with the filing of a petition or complaint.
- The criminal case unit of count is the number of defendants on the information or indictment.
- A jury trial is counted when the voir dire examination of the panel begins.
- A non-jury trial is counted when the first witness is sworn.

^fBeginning pending figure for the 1977 court year does not equal the end pending figure for the 1976 court year:

Figures are as given in the annual report.

^eChange in pending does not equal the difference between filings and dispositions:

This is a result of adjustments made in the calculations to account for missing data.

^hFigure was computed:

Beginning pending figures were computed from filed, disposed, and end pending data.

ⁱData are not complete:

- Adoption and domestic relations** pending figures do not include **adoption** data for Maricopa County.
- Mental health** disposition and pending figures do not include data for Maricopa County.
- Total civil and grand total pending figures do not include **adoption** data from Maricopa County. Total civil and grand total disposition and pending figures do not include **mental health** data from Maricopa County.
- Juvenile** data do not include juvenile dependency and traffic statistics from Maricopa County or traffic statistics from Pima County.

^jExplanation of data included in the category:

- Filings include cases transferred in.
- Dispositions include cases transferred out.
- Civil cases include prayer under \$1,000, **auto tort**, **non-auto tort**, **contract**, eminent domain, unclassified civil, and **appeal** cases.
- Civil appeals** are reported in the **law** category.
- Misdemeanor** cases include lower court **appeals** and nonfelony **criminal** cases.
- Criminal appeals** are reported in the **misdemeanor** category.
- Juvenile traffic data are included with **juvenile** data on this court.

Source: Arizona Supreme Court, The Arizona Courts, 1977 Annual Judicial Report (Phoenix, Arizona: 1978). Statistics are from the reports except that totals have been computed where necessary.

ARIZONA JUSTICES OF THE PEACE^d
 Court of limited jurisdiction
 84 courts, 84 judges
 January 1, 1977 to December 31, 1977

	Beginning pending	Filed	Disposed	End pending
Civil^d:				
Total civil	N/A	34,422 ⁱ	36,683 ^f	N/A
Criminal^d:				
Misdemeanor	N/A	17,551 ⁱ	X	N/A
Preliminary hearing	N/A	17,144 ⁱ	17,433 ^f	N/A
Total criminal	N/A	34,695 ^f	X	N/A
Traffic:				
Total traffic	N/A	153,730 ^f	X	N/A
Grand total	N/A	222,847 ^f	227,264 ^f	N/A

Boldface headings indicate the classifications used by the NCSP.

N/A = This case type is handled by the court, but the data are unavailable.

X = The data for this case type are known to be included in the total but were not available by category.

^dCase definition or unit of count:

- A civil case is counted with the filing of a petition or complaint.
- The criminal case unit of count is the number of defendants on the information, indictment, or complaint.

ⁱData are not complete:

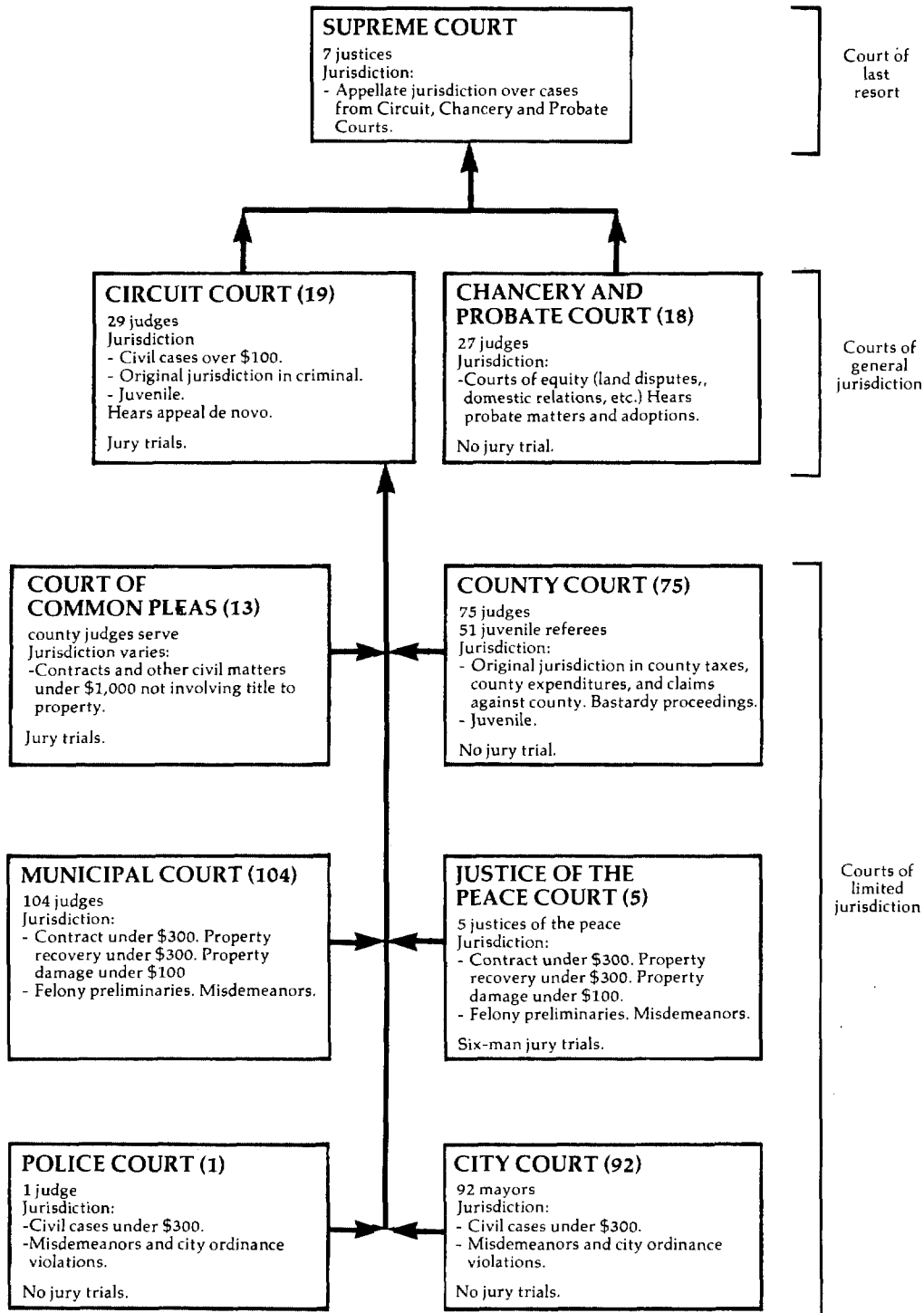
There were incomplete data for Maricopa, Pinal, Yuma, Navajo, Apache, Gila, Graham, Greenlee, Mohave, and Yavapai Counties.

Source: Arizona Supreme Court, The Arizona Courts, 1977 Annual Judicial Report (Phoenix, Arizona: 1978). Statistics are from the annual report except that totals have been computed where necessary.

ARIZONA CITY MAGISTRATES
 Court of limited jurisdiction
 70 courts, 90 magistrates
 January 1, 1977 to December 31, 1977

There were no data available for cases handled in the City Magistrate Court for 1977. Data collection for these courts began in 1978.

ARKANSAS COURT SYSTEM, 1977



↑ Indicates route of appeal.

ARKANSAS SUPREME COURT
Court of last resort
7 Justices
January 1, 1977 to December 31, 1977

	Beginning pending	Filed	Disposed	End pending
Cases:				
Appeals:				
Civil:				
Law	137	236	222	151
Equity	76	155	128	103
Probate	8	14	13	9
Total	221	405	363	263
Criminal:				
Capital	6	9	10	5
Other felony	64	152	167	49
Misdemeanor	8	13	15	6
Total	78	174	192	60
Postconviction remedy:				
Postconviction	5	27	21	11
Total appeals	304	606	576	334
Other cases:				
Original proceedings:				
Original jurisdiction:				
Civil:				
Habeas corpus	0	0	0	0
Mandamus	1	1	2	0
Prohibition	2	12	9	5
Certiorari	0	8	8	0
Other petitions	0	12	12	0
Total	3	33	31	5
Criminal:				
Habeas corpus	0	5	5	0
Mandamus	2	16	15	3
Prohibition	1	6	6	1
Postconviction	0	10	10	0
Certiorari	0	15	15	0
Other petitions	3	3	4	2
Total	6	55	55	6
Total	9	88	86	11
Total other cases	9	88	86	11
Total cases	313	694	662	345
Other proceedings:				
Rehearing requests	0	104	104	0
Other matters:				
Motions (excluding extension of time)	5	288	268	25
Motions for extension of time	N/A	1,144	1,138	N/A
Total	5 ¹	1,432	1,406	25 ¹
Total other proceedings	5 ¹	1,536	1,510	25 ¹

<u>Manner of disposition</u>			<u>Disposition of cases</u>				
			<u>Civil</u>	<u>Criminal</u>	<u>Post-conviction</u>	<u>Total</u>	
Written opinion (majority)	488 ^m						
Per curiam	28						
<u>Time intervalsⁿ (average days)</u>			Appeals:				
	<u>Civil</u>	<u>Criminal and post-conviction remedy</u>	Affirmed:				
Record filing to submission	154.23	116.54	Affirmed	182	127	15	324
Submission to decision	23.95	20.11	Affirmed as modified or on condition ...	9	7	1	17
Record filing to decision	178.18	136.65	Total	191	134	16	341
Average number of days case continued on motion of appellate ..	10.76	16.92	Reversed:				
Average number of days case continued on motion of appellee ...	6.74	4.76	Reversed	17	2	0	19
			Affirmed in part, reversed in part	17	1	0	18
			Reversed and dismissed	12	4	0	16
			Reversed with directions	0	0	0	0
			Total	46	7	0	53
			Reversed and remanded	44	37	2	83
			Remanded	5	2	1	8
			Dismissed:				
			Dismissed with opinion	4	1	0	5
			Dismissed without opinion	73	11	2	86
			Total	77	12	2	91
			Original jurisdiction:				
			Petitions granted	18	19	3	40
			Petitions denied	13	26	7	46

Boldface headings indicate the classifications used by the NCSP.
N/A = This case type is handled by the court, but the data are unavailable.

¹Data are not complete:

Total other matters and total other proceedings pending figures do not include pending figures for motions for extension of time.

^mInformation on disposition type or trial data:

There were 37 dissenting, 14 concurring, and 3 dissenting in part and concurring in part opinions filed in addition to the 488 majority opinions filed.

ⁿInformation on time interval or age of pending cases data:

The time interval data are based on a survey of 275 civil appeals and 166 criminal and postconviction remedy appeals decided by the Supreme Court during 1977.

Source: Executive Secretary, Judicial Department, Thirteenth Annual Report, 1977 Judicial Statistics (Little Rock, Arkansas). Statistics are from the annual report except that totals have been computed where necessary.

ARKANSAS CIRCUIT COURT
Court of general jurisdiction
19 circuits, 29 judges
January 1, 1977 to December 31, 1977

	Beginning pending	Filed	Disposed	End pending
Civil^d:				
Law^j:				
Civil	16,069 ^{fj}	22,074 ^j	20,460 ^j	17,683 ^j
Appeal	(j)	(j)	(j)	(j)
Total civil	16,069 ^f	22,074	20,460	17,683
Criminal^d:				
Felony:				
Capital	74 ^f	101	115	60
Felony	5,380 ^f	7,940	7,595	5,725
Total	5,454 ^f	8,041	7,710	5,785
Misdemeanor^j:	3,465 ^{fj}	5,733 ^j	6,027 ^j	3,171 ^j
Appeal	(j)	(j)	(j)	(j)
Total criminal ^j	8,919 ^f	13,774	13,737	8,956
Grand total	24,988 ^f	35,848	34,197	26,639

Age of pending cases

	Less than 1 year	1 to 2 years	Over 2 years
Civil	11,029	3,976	2,678
Criminal:			
Felony:			
Capital	45	8	7
Felony	3,833	997	895
Total	3,878	1,005	902
Misdemeanor	2,462	352	357
Total criminal	6,340	1,357	1,259

Boldface headings indicate the classifications used by the NCSP.

^dCase definition or unit of count:

A civil case is counted with the filing of a petition or complaint.

The criminal case unit of count is the number of informations or indictments.

^fBeginning pending figure for the 1977 court year does not equal the end pending figure for the 1976 court year:

Figures are as given in the annual report.

^jExplanation of data included in the category:

Law includes appeals (trial de novo) that could not be separated from the total.

Misdemeanor cases are generally appeals (trial de novo) from lower courts.

Criminal data include a nominal number of juvenile cases and juvenile appeals.

Source: Executive Secretary, Judicial Department, Thirteenth Annual Report, 1977 Judicial Statistics (Little Rock, Arkansas). Statistics are from the annual report except that totals have been computed where necessary.

ARKANSAS CHANCERY AND PROBATE COURT
Court of general jurisdiction
18 chancery circuits, 27 judges
January 1, 1977 to December 31, 1977

	Beginning pending	Filed	Disposed	End pending
Civil^d:				
Equity	7,993 ^f	6,395	5,625	8,763
Domestic relations:				
Support/custody:				
Reciprocal IN	2,035 ^f	1,761	1,533	2,263
Reciprocal OUT	0 ^f	670	670	0
Total	2,035 ^f	2,431	2,203	2,263
Adoption	N/A	1,478	N/A	N/A
Other domestic relations:				
Domestic relations	13,816 ^f	22,244	22,386	13,674
Total	15,851 ^{fj}	26,153	24,589 ^f	15,937 ^{fj}
Estate:				
Probate/wills/intestate:				
Decedents' estates	13,814 ^f	4,223	3,773	14,264
Guardianship/conservatorship/trusteeship:				
Guardianship	N/A	1,870	N/A	N/A
Other estate:				
Miscellaneous probate	N/A	1,412	N/A	N/A
Total	13,814 ^{fj}	7,505	3,773 ^f	14,264 ^{fj}
Mental health:				
Alcoholic and mental	N/A	1,459	N/A	N/A
Total civil	37,658 ^{fj}	41,512	33,987 ^f	38,964 ^{fj}
Grand total	37,658 ^{fj}	41,512	33,987 ^f	38,964 ^{fj}

(continued on next page)

	Age of pending cases ¹		
	Less than 1 year	1 to 2 years	Over 2 years
Civil:			
Equity	3,186	1,429	4,148
Support/custody:			
Reciprocals IN	1,030	665	568
Reciprocals OUT	0	0	0
Total	1,030	665	568
Other domestic relations	<u>7,973</u>	<u>3,225</u>	<u>2,476</u>
Total civil	12,189	5,319	7,192

Boldface headings indicate the classifications used by the NCSP.

N/A = This case type is handled by the court, but the data are unavailable.

^dCase definition or unit of count:

A civil case is counted with the filing of a petition or complaint.

^eBeginning pending figure for the 1977 court year does not equal the end pending figure for the 1976 court year:

Figures are as given in the annual report.

^gChange in pending does not equal the difference between filings and dispositions:

Figures are as given in the annual report.

¹Data are not complete:

Domestic relations pending and disposed totals do not include **adoptions**.

Estate pending and disposed totals do not include **guardianship/conservatorship/trusteeship** and **other estate**.

Total civil and grand total pending and disposed do not include **adoptions, guardianship/conservatorship/trusteeship, other estate, and mental health**.

¹Special source or revision in data:

Corrected age of pending data were supplied by the clerk of the court during data verification and are based upon an audit of civil cases pending for Pulaski County conducted after the 1977 annual report was published.

Source: Executive Secretary, Judicial Department, Thirteenth Annual Report, 1977 Judicial Statistics (Little Rock, Arkansas), and corrections by the clerk of court during verification. Statistics are from the annual report and the clerk's corrections except that totals have been computed where necessary.

ARKANSAS COURT OF COMMON PLEAS¹
Court of limited jurisdiction
13 courts, county judges serve
January 1, 1977 to December 31, 1977

	Beginning pending	Filed	Disposed	End pending
Civil^d:				
Total civil	N/A	250 ^d	N/A	N/A
Grand total	N/A	250 ^d	N/A	N/A

Boldface headings indicate the classifications used by the NCSP.

N/A = This case type is handled by the court, but the data are unavailable.

^dCase definition or unit of count:

A civil case is counted with the filing of a petition or complaint.

¹Data are not complete:

No reports for inclusion in the 1977 annual report were received from Chicot and Lee Counties.

Source: Executive Secretary, Judicial Department, Thirteenth Annual Report, 1977 Judicial Statistics (Little Rock, Arkansas). Statistics are from the annual report except that totals have been computed where necessary.

ARKANSAS COUNTY COURT
Court of limited jurisdiction
75 courts; 75 judges, 51 juvenile referees
January 1, 1977 to December 31, 1977

	Beginning pending	Filed	Disposed	End pending
Civil^d:				
Domestic relations:				
Bastardy	N/A	1,674	N/A	N/A
Total civil	N/A	1,674	N/A	N/A
Juvenile:				
Total juvenile	N/A	9,884	N/A	N/A
Grand total	N/A	11,558	N/A	N/A

Boldface headings indicate the classifications used by the NCSP.

N/A = This case type is handled by the court, but the data are unavailable.

^dCase definition or unit of count:

A civil case is counted with the filing of a petition or complaint.

Source: Executive Secretary, Judicial Department, Thirteenth Annual Report, 1977 Judicial Statistics (Little Rock, Arkansas). Statistics are from the annual report except that totals have been computed where necessary.

ARKANSAS MUNICIPAL COURT¹
Court of limited jurisdiction
 104 courts, 104 judges
 January 1, 1977 to December 31, 1977

	Beginning pending	Filed	Disposed	End pending
Civil^d:				
Total civil	N/A	18,563 ^d	N/A	N/A
Criminal^d:				
Misdemeanor:				
Criminal	N/A	113,761 ^d	N/A	N/A
Total criminal	N/A	113,761 ^d	N/A	N/A
Traffic:				
DWI/DUI:				
Driving while intoxicated	N/A	21,094 ^d	N/A	N/A
Other traffic violation:				
Moving traffic	N/A	233,103 ^d	N/A	N/A
Other traffic	N/A	108,983 ^d	N/A	N/A
Total	N/A	342,086 ^d	N/A	N/A
Total traffic	N/A	363,180 ^d	N/A	N/A
Grand total	N/A	495,504 ^d	N/A	N/A

Boldface headings indicate the classifications used by the NCSP.
 N/A = This case type is handled by the court, but the data are unavailable.

^dCase definition or unit of count:
 A civil case is counted with the filing of a petition or complaint.
 The criminal case unit of count is the number of informations, indictments, or complaints.

ⁱData are not complete:
 There were no reports filed for Benton, Carroll, Chicot, Cleveland, Dallas, Fulton, Logan, Lonoke, and Phillips Counties. Only 6-month totals were available and are included for Desha, Drew, Greene, Inyard, Sharp, and Yell Counties.

Source: Executive Secretary, Judicial Department, Thirteenth Annual Report, 1977 Judicial Statistics (Little Rock, Arkansas). Statistics are from the annual report except that totals have been computed where necessary.

ARKANSAS CITY COURT, POLICE COURT, AND JUSTICE OF THE PEACE COURT¹
Court of limited jurisdiction
 92 city courts, 1 police court, 5 justice of the peace courts; 92 mayors, 1 judge, 5 justices of the peace
 January 1, 1977 to December 31, 1977

	Beginning pending	Filed	Disposed	End pending
Civil^d:				
Total civil	N/A	194 ^d	N/A	N/A
Criminal^d:				
Misdemeanor:				
Criminal	N/A	10,821 ^d	N/A	N/A
Total criminal	N/A	10,821 ^d	N/A	N/A
Traffic:				
DWI/DUI:				
Driving while intoxicated	N/A	1,801 ^d	N/A	N/A
Other traffic violation:				
Moving traffic	N/A	12,231 ^d	N/A	N/A
Other traffic	N/A	5,700 ^d	N/A	N/A
Total	N/A	17,931 ^d	N/A	N/A
Total traffic	N/A	19,732 ^d	N/A	N/A
Grand total	N/A	30,747 ^d	N/A	N/A

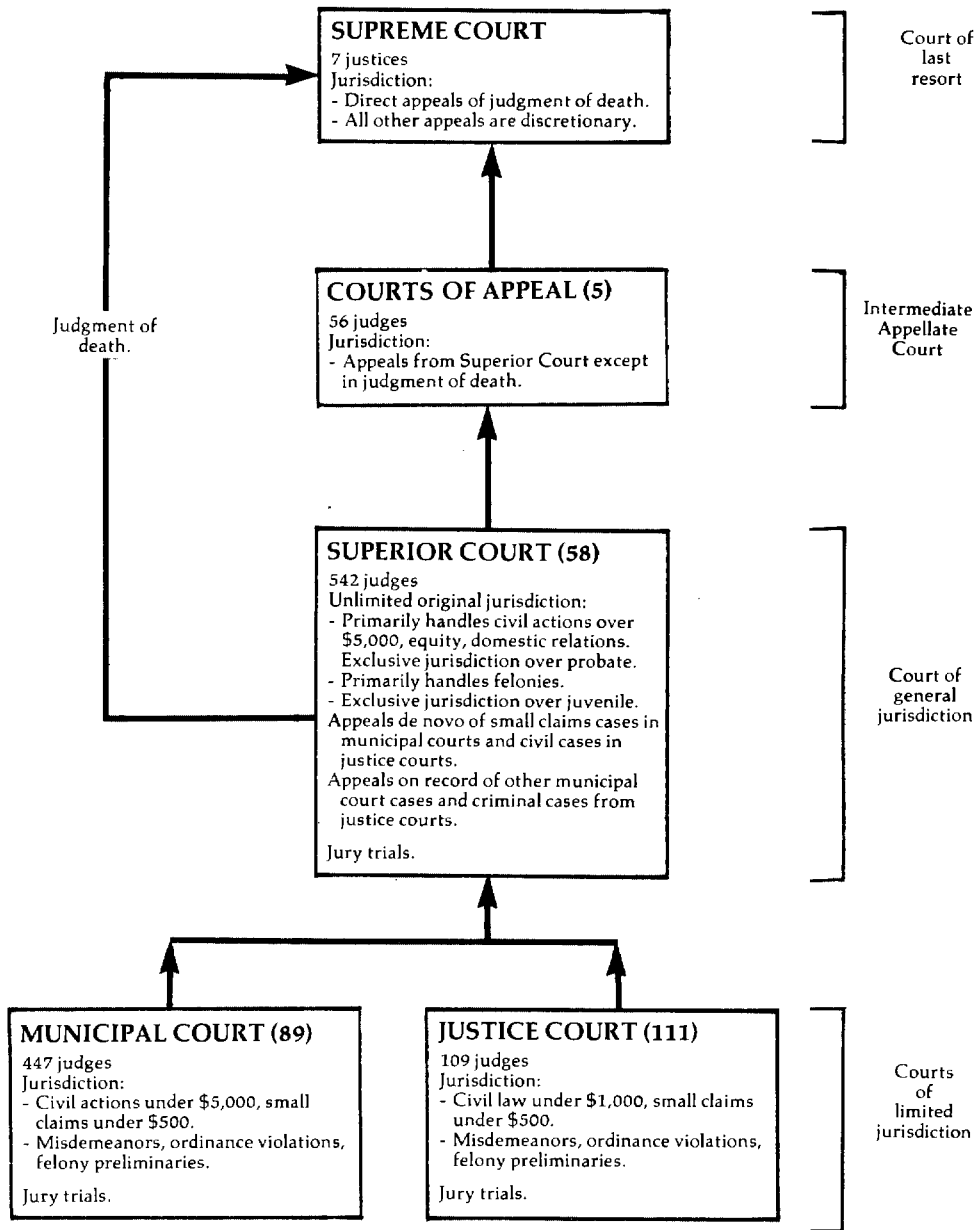
Boldface headings indicate the classifications used by the NCSP.
 N/A = This case type is handled by the court, but the data are unavailable.

^dCase definition or unit of count:
 A civil case is counted with the filing of a petition or complaint.
 The criminal case unit of count is the number of informations, indictments, or complaints.

ⁱData are not complete:
 There were no reports for the cities of Alma, Ashdown, Austin, Barling, Beebe, Belleville, Biscoe, Calico Rock, Carlisle, Carthage, Cave City, Cotter, Decatur, Delight, DeValls Bluff, East Camden, Eudora, Farmington, Foreman, Fouke, Gentry, Glenwood, Gould, Grady, Gravette, Holly Grove, Humnoke, Imboden, Leachville, Luxora, Mansfield, McRea, Mountainburg, Norfolk, Norman, Palestine, Quitman, Rosston, Strong, Sulphur Springs, Swifton, Thornton, Turrell, White Hall, and Wilson. Only 6-month data were available for the cities of Buckner and White River.

Source: Executive Secretary, Judicial Department, Thirteenth Annual Report, 1977 Judicial Statistics (Little Rock, Arkansas). Statistics are from the annual report except that totals have been computed where necessary.

CALIFORNIA COURT SYSTEM, 1977



↑ Indicates route of appeal.

CALIFORNIA SUPREME COURT
Court of last resort
7 justices
July 1, 1976 to June 30, 1977

	Beginning pending	Filed	Disposed	End pending
Cases:				
Appeals:				
Civil	N/A	(133) ^e	69	N/A
Criminal:				
Direct appeals ^j	N/A	27	X	N/A
Other criminal	N/A	(61) ^e	X	N/A
Total criminal	N/A	27 (61) ^e	22	N/A
Total appeals	N/A	27 (194) ^e	91	N/A
Other cases:				
Original proceedings:				
Original jurisdiction:				
Civil	N/A	235 (24) ^e	149	N/A
Criminal	N/A	476 (13) ^e	460	N/A
Total	N/A	711 (37) ^e	609	N/A
Disciplinary matters:				
Attorney disciplinary proceedings ^j	N/A	104	104	N/A
Advisory opinion:				
Executive clemency applications	N/A	81	54	N/A
Total	N/A	896 (37) ^e	767	N/A
Requests to appeal^j:				
Civil:				
Civil appeals	N/A	1,230	1,097 (133) ^e	N/A
Civil original proceedings	N/A	341	317 (24) ^e	N/A
Total	N/A	1,571	1,414 (157) ^e	N/A
Criminal:				
Criminal appeals	N/A	1,033	972 (61) ^e	N/A
Criminal original proceedings (habeas corpus)	N/A	323	310 (13) ^e	N/A
Total	N/A	1,356	1,282 (74) ^e	N/A
Total	N/A	2,927	2,696 (231) ^e	N/A
Total other cases	N/A	3,823 (37) ^e	3,463 (231) ^e	N/A
Total cases	N/A	3,850 (231) ^e	3,554 (231) ^e	N/A
Other proceedings:				
Rehearing requests:				
Civil	N/A	N/A	45	N/A
Criminal	N/A	N/A	24	N/A
Total	N/A	N/A	69	N/A
Other matters:				
Transfer and retransfer	N/A	N/A	258	N/A
Orders/writs to show cause	N/A	N/A	59	N/A
Motions decided	N/A	N/A	113	N/A
Miscellaneous	N/A	N/A	1,885	N/A
Total	N/A	N/A	2,315	N/A
Total other proceedings	N/A	N/A	2,384	N/A

	Manner of disposition				Total	Disposition of appeals (criminal) ^m			
	Appeals	Original	Other			Affirmed	Affirmed with modifications	Reversed, no retrial	Reversed for expected retrial
Written opinion	66	19	59	1	145	4	9	2	5

Boldface headings indicate the classifications used by the NCSP.

N/A = This case type is handled by the court, but the data are unavailable.

X = The data for this case type are known to be included in the total but were not available by category.

^eCases not included in the total to avoid double counting:

Petitions for hearings granted are not counted as a disposed petition until the resulting appeal or original proceeding is disposed; a filing is not counted for the appeal or original proceeding. These granted petitions are the numbers appearing in parentheses.

^jExplanation of data included in the category:

Direct criminal appeals are capital (death penalty) cases only.

When an attorney files a petition for a writ of review in the Supreme Court, the disciplinary matter is docketed as a civil original proceeding, and the case is reflected both in the filings and, when decided, in the dispositions. Petitions for a writ of review were filed in 10 of the 104 disciplinary matters and petitions to set aside or stay suspension were filed in 8 of the cases.

Requests to appeal are petitions for hearing cases previously decided by the Courts of Appeal.

^mCategories for disposition type or trial data:

Disposition of appeals data include only criminal appeals terminated by written opinion.

Source: Judicial Council of California, 1978 Annual Report of the Administrative Office of the California Courts (San Francisco, California: 1978), and unpublished data supplied by the administrative office of the courts. Statistics are from the annual report and unpublished data except that totals have been computed where necessary, and additions were made by the courts administrative office during data verification.

CALIFORNIA COURTS OF APPEAL
Intermediate appellate court
5 districts, 56^c judges
July 1, 1976 to June 30, 1977

	Beginning pending	Filed	Disposed	End pending
Cases:				
Appeals:				
Civil	2,555	3,283	4,304 ¹	2,597 ⁸
Criminal	1,989	4,040	3,690 ¹	2,566 ⁸
Total appeals	4,544	7,323	7,994	5,163 ⁸
Other cases:				
Original proceedings:				
Original jurisdiction:				
Civil	N/A	3,211	3,197 ¹	N/A
Criminal	N/A	926	943 ¹	N/A
Total	N/A	4,137	4,140	N/A
Total other cases	N/A	4,137	4,140	N/A
Total cases	4,544 ¹	11,460	12,134	5,163 ¹
Other proceedings:				
Rehearing requests	N/A	N/A	1,377	N/A
Other matters:				
Motions to dismiss on clerk's certificate	N/A	479	N/A	N/A
Motions	N/A	N/A	929	N/A
Orders (miscellaneous)	N/A	N/A	7,783	N/A
Total	N/A	479 ¹	8,712 ¹	N/A
Total other proceedings	N/A	479 ¹	10,089 ¹	N/A

	Manner of disposition			Total	Disposition of appeals (criminal) ^m	
	Civil	Criminal	Original proceedings		Affirmed	Affirmed with modifications
Written opinion	2,656	2,970	377	6,003	2,375	314
					Reversed, no retrial	13
					Reversed for expected retrial	210

Status of pending cases, 6/30/77

	Civil	Criminal
Appeals not ready for calendar	1,578 ^h	1,717 ^h
Appeals argued, calendared, or ready for calendar ..	1,019	849

Boldface headings indicate the classifications used by the NCSP.
N/A = This case type is handled by the court, but the data are unavailable.

^cJudge information:
There were 55.9 full-time equivalent judges in the Courts of Appeal during fiscal year 1976-1977.

⁸Change in pending does not equal the difference between filings and dispositions:
Figures are as reported in the annual report.

^hFigure was computed:
The number of pending appeals not ready for calendar was computed by subtracting the number argued, calendared, or ready for calendar from the total number pending.

¹Data are not complete:
Total cases pending do not include original proceedings.
Total other matters and other proceedings filed include only motions to dismiss on clerk's certificate. Filings are not reported for other categories.
Total other matters and other proceedings disposed do not include disposition of motions to dismiss on clerk's certification.

^lSpecial source or revision in the data:
Breakdowns into civil and criminal categories for appeals and original proceedings disposed were supplied by the administrative office of the courts during data verification.

^mCategories for disposition type or trial data:
Disposition of appeals data include only criminal appeals terminated by written opinion.
There were 4,113 authored majority opinions and 1,792 "by the court" majority opinions that disposed the 6,003 cases.

Source: Judicial Council of California, 1978 Annual Report of the Administrative Office of the California Courts (San Francisco, California: 1978). Statistics are from the annual report except that totals have been computed where necessary, and additional data were supplied by the administrative office of the courts during the process of data verification.

CALIFORNIA SUPERIOR COURT
 Court of general jurisdiction
 58 courts, 542 judges
 July 1, 1976 to June 30, 1977

	Beginning pending	Filed	Disposed	End pending
Civil^d:				
Tort:				
Auto tort	N/A	57,193	41,475 ¹	N/A
Other tort	N/A	28,411	20,459 ¹	N/A
Total	N/A	85,604	61,934 ¹	N/A
Real property rights:				
Eminent domain (parcels)	N/A	2,249	2,228 ¹	N/A
Domestic relations:				
Marriage dissolution:				
Family law ^j	N/A	172,211	150,317 ¹	N/A
Estate:				
Probate and guardianship	N/A	64,910	62,125 ¹	N/A
Mental health	N/A	5,451	4,925	N/A
Appeal:				
Appeal of trial court case:				
Appeals from lower courts	N/A	10,232 ¹	9,053	N/A
Extraordinary writ:				
Habeas corpus	N/A	9,859	9,147	N/A
Other civil:				
Other complaints	N/A	82,232	50,882 ¹	N/A
Other petitions	N/A	116,185	86,105 ¹	N/A
Total	N/A	198,417	136,987 ¹	N/A
Total civil	N/A	548,933	436,716 ¹	N/A
Criminal^d:				
Felony:				
Criminal	N/A	54,653 ¹	49,111	N/A
Appeal	N/A	2,508	2,267	N/A
Total criminal	N/A	57,161	51,378	N/A
Juvenile:				
Criminal-type offense:				
Delinquency	N/A	93,171	86,845	N/A
Non-offense:				
Dependency	N/A	14,615	13,106	N/A
Total juvenile	N/A	107,786	99,951	N/A
Grand total	N/A	713,880	588,045 ¹	N/A

	Trial ^d			Criminal dispositions ^{1m}				
	Jury	Non-jury	Total	Jury trial:		Felony		
Civil^m:				Acquitted or dismissed	861			
Auto tort	1,177	1,336	2,513	Convicted	4,318			
Other tort	1,026	1,033	2,059	Non-jury trial:				
Real property rights	112	388	500	Acquitted or dismissed	679			
Domestic relations	19	142,017	142,036	Convicted	2,237			
Estate	85	58,761	58,846	Guilty plea	35,089			
Mental health	42	4,642	4,684	Transferred	486			
Appeal ^m	0	8,027	8,027	Dismissed	5,441			
Other civil	674	42,916	43,590					
Total	3,135	259,120	262,255					
Criminal:								
Felony	5,179	2,916	8,095					
Appeal ^m	0	0	0					
Total	5,179	2,916	8,095					
Grand total	8,314	262,036	270,350					

	Civil dispositions ^{1m}						
	Auto tort	Other tort	Real property rights	Domestic relations	Estate	Other civil	Total
Dismissed for lack of prosecution	991	730	10	2,787	47	2,434	6,999
Other dismissals and transfers	37,253	17,350	1,011	5,416	2,557	52,470	116,057
Summary judgments	141	138	12	1	63	1,067	1,422
All other judgments before trial	577	182	695	77	612	37,426	39,569

(continued on next page)

Boldface headings indicate the classifications used by the NCSP.
N/A = This case type is handled by the court, but the data are unavailable.

^dCase definition or unit of count:

- A civil case is counted with the filing of a petition or complaint.
- The criminal case unit of count is the number of defendants on the information or indictment.
- A jury trial is counted when the jury is sworn.
- A non-jury trial is counted at the point when an opening statement or the introduction of any evidence occurs.

^jExplanation of data included in the category:

- Family law includes annulment, divorce, and separate maintenance cases.

^lSpecial source or revision in the data:

- Filing and disposition figures were revised by the administrative office of the courts during verification.
- Civil and criminal type of disposition information was supplied by the court administrative office during data verification.

^mCategories for disposition type or trial data:

- Civil trials include **mental health** hearings; they do not include habeas corpus hearings.
- Civil disposition types do not include data for habeas corpus or appeal hearings.
- There were 3,310 juries sworn for the 3,135 civil cases disposed by jury trial, and 5,556 juries sworn for the 5,179 criminal defendants disposed by jury trial.
- Civil appeals and criminal appeals trial data are for appeals disposed by trial de novo; appeals disposed after hearing are not included.

Source: Judicial Council of California, 1978 Annual Report of the Administrative Office of the California Courts (San Francisco, California: 1978), and unpublished data provided by the administrative office of the courts. Statistics are from the annual report and unpublished data except that totals have been computed where necessary, and revisions were made during the data verification process by the administrative office of the courts.

CALIFORNIA MUNICIPAL COURT
Court of limited jurisdiction
89 courts, 447 judges
July 1, 1976 to June 30, 1977

	Beginning pending	Filed	Disposed	End pending
Civil^d:				
Small claims	N/A	390,390	291,226	N/A
Other civil	N/A	331,170	252,674	N/A
Total civil	N/A	721,560	543,900	N/A
Criminal^d:				
Misdemeanor:				
Group A misdemeanor	N/A	331,388	309,316	N/A
Group B misdemeanor	N/A	209,060	200,681	N/A
Total	N/A	540,448	509,997	N/A
Ordinance violation:				
Non-traffic infractions	N/A	43,260	34,468	N/A
Preliminary hearing:				
Felonies	N/A	94,522	80,856 ^{k1}	N/A
Total criminal	N/A	678,230	625,321	N/A
Traffic:				
Parking:				
Illegal parking	N/A	8,763,280	7,584,022	N/A
Other traffic violation:				
Group C misdemeanor ^j	N/A	251,026	203,652	N/A
Group D misdemeanor	N/A	199,438	332,230	N/A
Traffic infractions	N/A	4,356,682	3,879,166	N/A
Total	N/A	4,807,146	4,415,048	N/A
Total traffic	N/A	13,570,426	11,999,070	N/A
Grand total	N/A	14,970,216	13,168,291	N/A

(continued on next page)

	Trial ^d		
	Jury	Non-jury	Total
Civil:			
Small claims	0	220,664	220,664
Other civil	666	71,310	71,976
Total	666	291,974	292,640
Criminal:			
Misdemeanor	5,195	9,112	14,307
Ordinance violation	5	349	354
Preliminary hearing	136	44,128	44,264
Total	5,336	53,589	58,925
Traffic:			
Parking	2	62,886	62,888
Other traffic violation	3,699	150,088	153,787
Total	3,701	212,974	216,675
Grand total	9,703	558,537	568,240

	Civil dispositions ¹		
	Small claims	Other civil	Total
Dismissed for lack of prosecution...	10,135	5,600	15,735
Other dismissals or transfers	60,427	55,843	116,270
Summary judgments	0	3,587	3,587
All other judgments	0	115,668	115,668

	Traffic dispositions ¹		
	Parking	Other traffic violation	Total
Jury trial:			
Acquitted or dismissed	0	953	953
Convicted	2	2,746	2,748
Non-jury trial:			
Acquitted or dismissed	6,951	43,044	49,995
Convicted	55,898	73,773	129,671
Juvenile order	37	33,271	33,308
Guilty plea	114,293	988,288	1,102,581
Bail forfeiture	6,584,488	2,625,053	9,209,541
Dismissals	822,200	639,934	1,462,134
Transferred	153	7,986	8,139

	Criminal dispositions ¹			
	Misdemeanor	Ordinance violation	Preliminary hearing	Total
Jury trial:				
Acquitted or dismissed....	2,182	1	51	2,234
Convicted	3,013	4	85	3,102
Non-jury trial:				
Acquitted or dismissed ...	4,033	107	3,016	7,156
Convicted or bound over ..	4,983	225	746	5,954
Juvenile order	96	17	0	113
Bound over	--	--	40,366	40,366
Plea of guilty	329,699	9,389	19,368	358,456
Bail forfeitures	50,774	13,595	0	64,369
Dismissals	113,857	11,096	16,399	141,352
Transferred	1,360	34	825	2,219

Boldface headings indicate the classifications used by the NCSP.
 N/A = This case type is handled by the court, but the data are unavailable.
 -- = Not applicable.

^dCase definition or unit of count:
 A civil case is counted with the filing of a petition or complaint.
 The criminal case unit of count is the number of defendants on the information, indictment, or complaint.
 A trial is counted when commenced. A jury trial is commenced once jury selection begins; a non-jury trial at the point when an opening statement or the introduction of any evidence occurs.

^jExplanation of data included in the category:
 Group C misdemeanors include hit and run, drunk driving, reckless driving--injury, and driving under the influence of drugs cases.

^kAdditional information:
 Of the 80,856 felony preliminary hearing dispositions, 14,817 felony charges were reduced to misdemeanors.

¹Special source or revision in data:
 Disposition figure is as revised by the administrative office of the courts during data verification.
 Trial and disposition data were supplied by the administrative office of the court during data verification.

Source: Judicial Council of California, 1978 Annual Report of the Administrative Office of the California Courts (San Francisco, California: 1978), and unpublished data provided by the administrative office of the courts. Statistics are from the annual report and unpublished data except that totals have been computed where necessary, and revisions were made by the administrative office of the courts during data verification.

CALIFORNIA JUSTICE COURT
 Court of limited jurisdiction
 111 courts, 111 judges
 July 1, 1976 to June 30, 1977

	Beginning pending	Filed	Disposed	End pending
Civil^d:				
Small claims	N/A	36,834	28,751	N/A
Other civil	N/A	12,994	9,047	N/A
Total civil	N/A	49,828	37,798	N/A
Criminal^d:				
Misdemeanor:				
Group A misdemeanor	N/A	29,884	26,383	N/A
Group B misdemeanor	N/A	27,659	25,280	N/A
Total	N/A	57,543	51,663	N/A
Ordinance violation:				
Non-traffic infractions	N/A	6,103	5,376	N/A
Preliminary hearing:				
Felonies	N/A	8,327	7,882 ^k	N/A
Total criminal	N/A	71,973	64,921	N/A

(continued on next page)

Traffic:				
Parking:				
Illegal parking	N/A	194,907	171,741	N/A
Other traffic violation:				
Group C misdemeanor ^d	N/A	25,085	21,852	N/A
Group D misdemeanor	N/A	36,012	38,378	N/A
Traffic infractions	N/A	447,773	400,783	N/A
Total	N/A	508,870	461,013	N/A
Total traffic	N/A	703,777	632,754	N/A
Grand total	N/A	825,578	735,473	N/A

Trial^{d1}

	Jury	Non-jury	Total
Civil:			
Small claims	0	20,568	20,568
Other civil	49	1,585	1,634
Total	49	22,153	22,202
Criminal:			
Misdemeanor	806	3,037	3,843
Ordinance violation	0	163	163
Preliminary hearing	74	3,938	4,012
Total	880	7,138	8,018
Traffic:			
Parking	0	372	372
Other traffic violation	876	21,593	22,469
Total	876	21,965	22,841
Grand total	1,805	51,256	53,061

Civil dispositions¹

	Small claims	Other civil	Total
Dismissed for lack of prosecution ..	3,342	543	3,885
Other dismissals or transfers	4,767	973	5,740
Summary judgments	20	1,288	1,308
All other judgments	54	4,609	4,663

Traffic dispositions¹

	Parking	Other traffic violation	Total
Jury trial:			
Convicted	0	687	687
Acquitted or dismissed	0	189	189
Non-jury trial:			
Convicted	249	8,139	8,388
Acquitted or dismissed	96	3,136	3,232
Juvenile order	27	10,318	10,345
Guilty plea	3,183	76,293	79,476
Transferred	48	3,968	4,016
Bail forfeiture	148,956	317,074	466,030
Dismissals	19,182	41,209	60,391

Criminal dispositions¹

	Misdemeanor	Ordinance violation	Preliminary hearing	Total
Jury trial:				
Convicted	558	0	54	612
Acquitted or dismissed ..	248	0	20	268
Non-jury trial:				
Convicted or bound over ..	1,875	103	210	2,188
Acquitted or dismissed ..	1,070	58	657	1,785
Juvenile order	92	2	0	94
Bound over	--	--	3,071	3,071
Guilty plea	25,172	1,118	2,361	28,651
Transferred	849	64	168	1,081
Bail forfeiture	13,390	3,196	0	16,586
Dismissals	8,409	835	1,341	10,585

Boldface headings indicate the classifications used by the NCSP.
 N/A = This case type is handled by the court, but the data are unavailable.
 -- = Not applicable.

^dCase definition or unit of count:

- A civil case is counted with the filing of a petition or complaint.
- The criminal case unit of count is the number of defendants on the information, indictment, or complaint.
- A jury trial is counted when jury selection begins.
- A non-jury trial is counted at the point when an opening statement or the introduction of any evidence occurs.

^jExplanation of data included in the category:

Group C misdemeanors include hit and run, drunk driving, reckless driving--injury, and driving under the influence of drugs cases.

^kAdditional information:

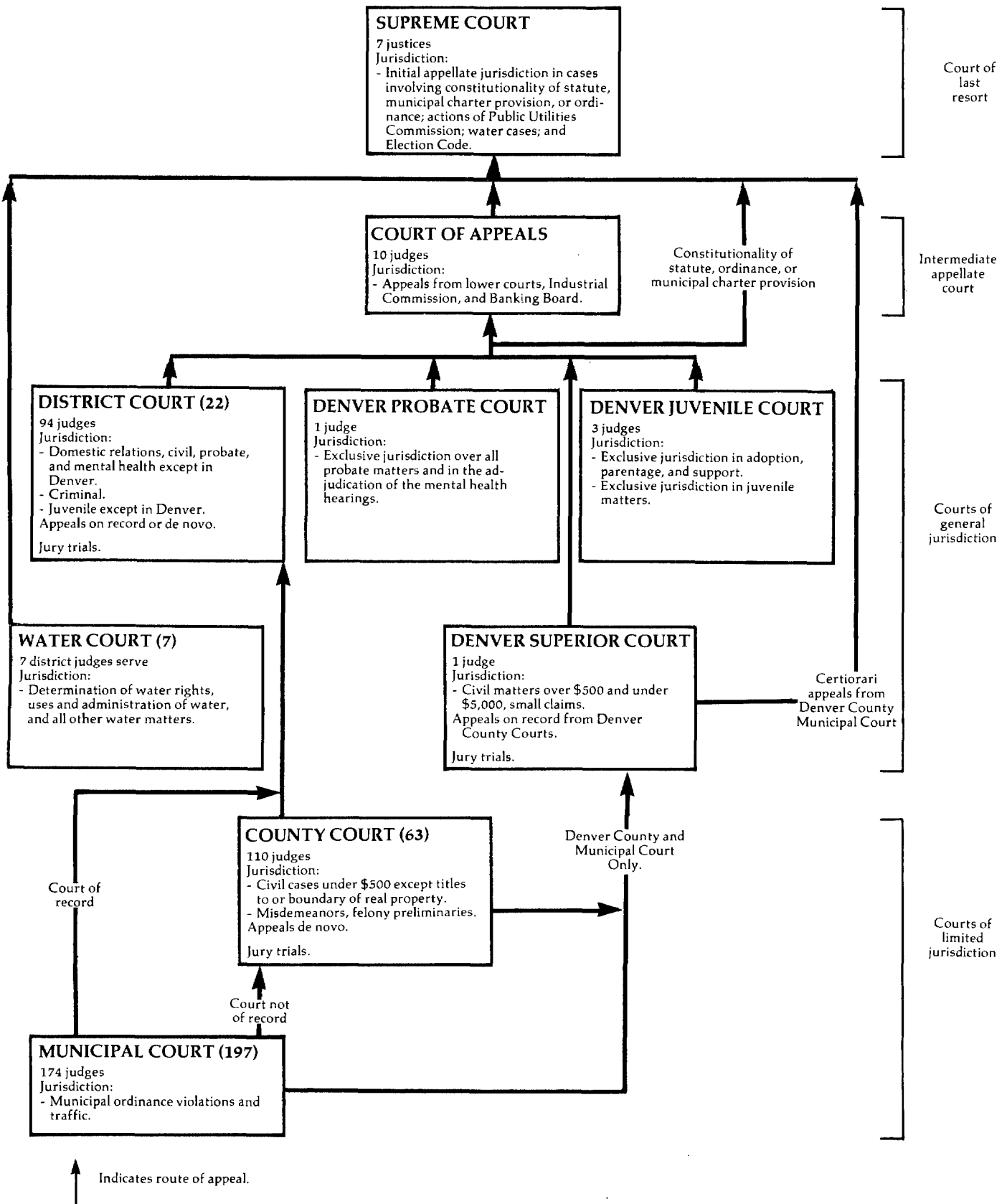
Of the 7,882 felony preliminary hearing cases disposed, 1,913 felony charges were reduced to misdemeanors.

^lSpecial source or revision in data:

Breakdowns for trial and disposition figures were supplied by the administrative office of the courts during data verification.

Source: Judicial Council of California, 1978 Annual Report of the Administrative Office of the California Courts (San Francisco, California: 1978), and unpublished data provided. Statistics are from the annual report except that totals have been computed where necessary.

COLORADO COURT SYSTEM, 1977



COLORADO SUPREME COURT.
Court of last resort
7 justices
July 1, 1976 to June 30, 1977

	Beginning pending	Filed	Disposed	End pending
Cases:				
Appeals:				
Civil ^J	X	80	X	X
Criminal				
Criminal	X	84	X	X
Interlocutories	X	21	X	X
Total	X	105	X	X
Postconviction remedy:				
Habeas corpus	X	19	X	X
Other appeals:				
Statutory review	X	1	X	X
Reopened cases	X	2	X	X
Total	X	3	X	X
Total appeals	X	207	X	X
Other cases:				
Original proceedings:				
Original jurisdiction:				
Original proceedings	X	238	X	X
Interrogatories	X	1	X	X
Rule 21.1	0	2	X	0
Bail reduction	X	0	X	X
Total	X	241	X	X
Disciplinary matters:				
Disciplinary proceedings	X	1	X	X
Total	X	242	X	X
Requests to appeal:				
Petition in certiorari	X	284	X	X
Total other cases	X	526	X	X
Total cases	343	735^k	704	374

<u>Manner of disposition</u>		<u>Status of pending cases</u>	
Written opinion	285	Cases not yet at issue	79
Without opinion	411	Cases at issue:	
Transferred to Court of Appeals	8	Cases at issue awaiting oral argument	32
		Cases orally argued awaiting opinion	47
		Reopened cases	4
		Cases submitted without oral argument	43
		Decision announced awaiting action on rehearing	20
		Decisions announced awaiting formal closing	33
		Held in abeyance	2
		Total at issue	181
		Certiorari cases at various pending stages	114

Boldface headings indicate the classifications used by the NCSP.

X = The data for this case type are known to be included in the total but were not available by category.

^JExplanation of data included in the category:

Civil appeals includes water cases, P.U.C. decision, and constitutional questions.

^kAdditional information:

Total cases filed also includes two requests for stay pending appeal filed during the time period.

Source: Office of the State Court Administrator, Annual Statistical Report of the Colorado Judiciary 1976-77 (Denver, Colorado: 1977).
Statistics are from the annual report except that totals have been computed where necessary.

COLORADO COURT OF APPEALS
Intermediate appellate court
10 Judges
July 1, 1976 to June 30, 1977

	Beginning pending	Filed	Disposed	End pending
Cases:				
Appeals:				
Civil	X	640	X	X
Criminal	X	323	X	X
Appeal of administrative agency case:				
Industrial commission	X	165	X	X
Total appeals	674	1,128	918	884
Other cases:				
Requests to appeal				
Total other cases				
Total cases	674	1,128	918	884

Manner of disposition	Status of pending cases 6/30/77	Appeals			
		Civil	Criminal	Agency	Total
Written opinion	445				
Memo opinion	148				
Without opinion	250				
Transferred to Supreme Court	75				
Cases not yet at issue		X	X	X	627
Cases at issue:					
At issue awaiting oral argument	71	32	17	120	
Orally argued awaiting opinion	70	36	7	113	
Submitted without oral argument	X	X	X	24	
Total at issue	X	X	X	257	

Blankface headings indicate the classifications used by the NCSP.
Blank space = Not enough information is known. The case category may or may not be handled by the court.
X = The data for this case type are known to be included in the total but were not available by category.

Explanation of data included in the category:
Appeals filed include three reopened **civil appeals** and one reopened **criminal appeal**.
Civil appeals includes appeals from the district court and the Banking Board.

Source: Office of the State Court Administrator, Annual Statistical Report of the Colorado Judiciary 1976-77 (Denver, Colorado: 1977).
Statistics are from the annual report except that totals have been computed where necessary.

**COLORADO DISTRICT COURT,
DENVER SUPERIOR COURT, DENVER JUVENILE COURT,
AND DENVER PROBATE COURT**
Court of general jurisdiction
22 districts, 99 Judges
July 1, 1976 to June 30, 1977

	Beginning pending	Filed	Disposed	End pending
Civil:				
Law:				
Money demands	X	13,176	X	X
Tort:				
Auto tort:				
Personal injury--motor vehicle	X	1,398	X	X
Other tort:				
Personal injury--other	X	1,056	X	X
Property damage	X	760	X	X
Wrongful death	X	115	X	X
Total	X	1,931	X	X
Total	X	3,329	X	X
Real property rights:				
Real and personal property	X	5,048	X	X
Domestic relations:				
Marriage dissolution:				
Dissolution of marriage	X	22,640	X	X
Legal separation	X	400	X	X
Invalidity of marriage	X	165	X	X
Total	X	23,205	X	X
Support/custody:				
Paternity and support	X	4,858	X	X
Child custody	X	205	X	X
Reciprocal nonsupport interstate	X	5,879	X	X
Reciprocal support intrastate	X	790	X	X
Total	X	11,732	X	X
Adoption	X	1,901	X	X
Other domestic relations:				
Miscellaneous	X	327	X	X
Postjudgment actions filed	X	8,914	X	X
Total	X	9,241	X	X
Total	X	46,079	X	X

(continued on next page)

Colorado District Court, Denver Superior Court, Denver Juvenile Court, and Denver Probate Court (continued)

Estate:				
Probate/wills/intestate:				
Intestates	X	1,236	X	X
Testates	X	3,033	X	X
Small estates	X	268	X	X
Total	X	4,537	X	X
Guardianship/conservatorship/trusteeship:				
Guardianships	X	360	X	X
Conservatorships	X	584	X	X
Total	X	944	X	X
Other estate:				
Miscellaneous	X	381	X	X
Postjudgment actions filed	X	551 ¹	X	X
Total	X	932	X	X
Total	X	6,413 ¹	X	X
Mental health:				
Short-term treatment	X	691	X	X
Developmentally disabled admissions	X	43	X	X
Petition for evaluation	X	842	X	X
Long-term treatment	X	43	X	X
Involuntary commitment of alcoholic	X	264	X	X
Postjudgment actions filed	X	539	X	X
Other	X	48	X	X
Total	807	2,470	2,108	1,169
Appeal:				
Appeal of administrative agency case:				
Administrative review and local governments	X	577	X	X
Appeal of trial court case:				
Municipal Court and County Court appeals	X	89	X	X
Total	X	666	X	X
Extraordinary writ:				
Miscellaneous ²	X	3,552	X	X
Other civil:				
Postjudgment actions filed	X	9,465	X	X
Total civil	X	90,198 ¹	X	X
Criminal³:				
Felony:				
Criminal ⁴	X	10,882	X	X
Appeal:				
Municipal Court and County Court appeals	X	385	X	X
Other criminal:				
Non-offense ⁵	X	394	X	X
Postjudgment actions filed	X	4,029	X	X
Total	X	4,423	X	X
Total criminal	10,031	15,690	13,880	12,415
Juvenile:				
Criminal-type offense:				
Delinquency	X	6,204	X	X
Status offense:				
Child in need of support	X	919	X	X
Non-offense:				
Dependency and neglect petitions	X	1,950	X	X
Other juvenile:				
Relinquishments	X	355	X	X
Miscellaneous	X	590	X	X
Postjudgment actions filed	X	6,060	6,342	X
Total	X	7,005	X	X
Total juvenile	X	16,078	X	X
Grand total	83,748 ¹	121,966 ¹	116,668 ¹	89,046 ¹

Boldface headings indicate the classifications used by the NCSP.

X = The data for this case type are known to be included in the total but were not available by category.

^cJudge information:

Five of these 99 judges serve in the Denver Superior, Juvenile, and Probate Courts.

^dCase definition or unit of count:

A civil case is counted with the filing of a petition or complaint.

The criminal case unit of count is the number of defendants on the information or indictment.

¹Data are not complete:

Denver Probate Court estate postjudgment data represent only nine months of data due to data processing failure.

²Explanation of data included in the category:

Personal injury--motor vehicle includes related property damage.

Miscellaneous under extraordinary writ includes habeas corpus and other remedial writs, injunctions, etc.

Criminal includes felonies as well as cases filed as felonies but reduced to misdemeanors.

Criminal non-offense cases include extraditions, revocations, parole, and release from commitment hearings.

Source: Office of the State Court Administrator, Annual Statistical Report of the Colorado Judiciary 1976-77 (Denver, Colorado: 1977).

Statistics are from the annual report except that totals have been computed where necessary.

COLORADO WATER COURT^a
Court of general jurisdiction
7 districts, 7 district judges serve
July 1, 1976 to June 30, 1977

	Beginning pending	Filed ^j	Disposed	End pending
Civil^d:				
Real property rights:				
Water adjudications	X	1,679	X	X
Diligence findings	X	328	X	X
Review petitions	X	2	X	X
Other ^j	X	31	X	X
Total	<u>3,764</u>	<u>2,040</u>	<u>2,714</u>	<u>3,090</u>
Total civil	3,764	2,040	2,714	3,090
Grand total	3,764	2,040	2,714	3,090

Boldface headings indicate the classifications used by the NCSP.
X = The data for this case type are known to be included in the total but were not available by category.

^aCourt jurisdiction:
Data for this court are included with the general jurisdiction courts since District Court judges serve.

^dCase definition or unit of count:
A civil case is counted with the filing of a petition or complaint.

^jExplanation of data included in the category:
Filed includes original actions filed and postjudgment actions filed.
"Other" includes cases involving springs, waste waters, etc.

Source: Office of the State Court Administrator, Annual Statistical Report of the Colorado Judiciary 1976-77 (Denver, Colorado: 1977).
Statistics are from the annual report except that totals have been computed where necessary.

COLORADO COUNTY COURT
Court of limited jurisdiction
63 counties, 110 judges
July 1, 1976 to June 30, 1977

	Beginning pending	Filed	Disposed	End pending
Civil^d:				
Small claims ^a	0	6,567	5,057	1,510
Other civil:				
Civil	<u>10,180</u>	<u>51,354</u>	<u>50,063</u>	<u>11,471</u>
Total civil	10,180	57,921	55,120	12,981
Criminal^d:				
Misdemeanor	11,743	26,247	25,506	12,484
Preliminary hearing ⁱ	<u>0</u>	<u>16,121ⁱ</u>	<u>16,121ⁱ</u>	<u>0</u>
Total criminal	11,743	42,368 ⁱ	41,627 ⁱ	12,484
Traffic:				
Total traffic	37,422	148,571	142,231	43,762
Grand total	59,345	248,860 ⁱ	238,978 ⁱ	69,227

<u>Jury trial^d</u>		<u>Criminal dispositions</u>	
Civil	65		
Criminal:			<u>Preliminary hearing</u>
Misdemeanor	221	Dismissed	2,469
Traffic	770	Resolution to misdemeanor	810
Total	1,056	Bindover to District Court	4,743

Boldface headings indicate the classifications used by the NCSP.

^aCourt jurisdiction:
The small claims division of the County Court became effective in October 1976.

^dCase definition or unit of count:
A civil case is counted with the filing of a petition or complaint.
The criminal case unit of count is the number of defendants on the information, indictment, or complaint.
A jury trial is counted when the jury is sworn.

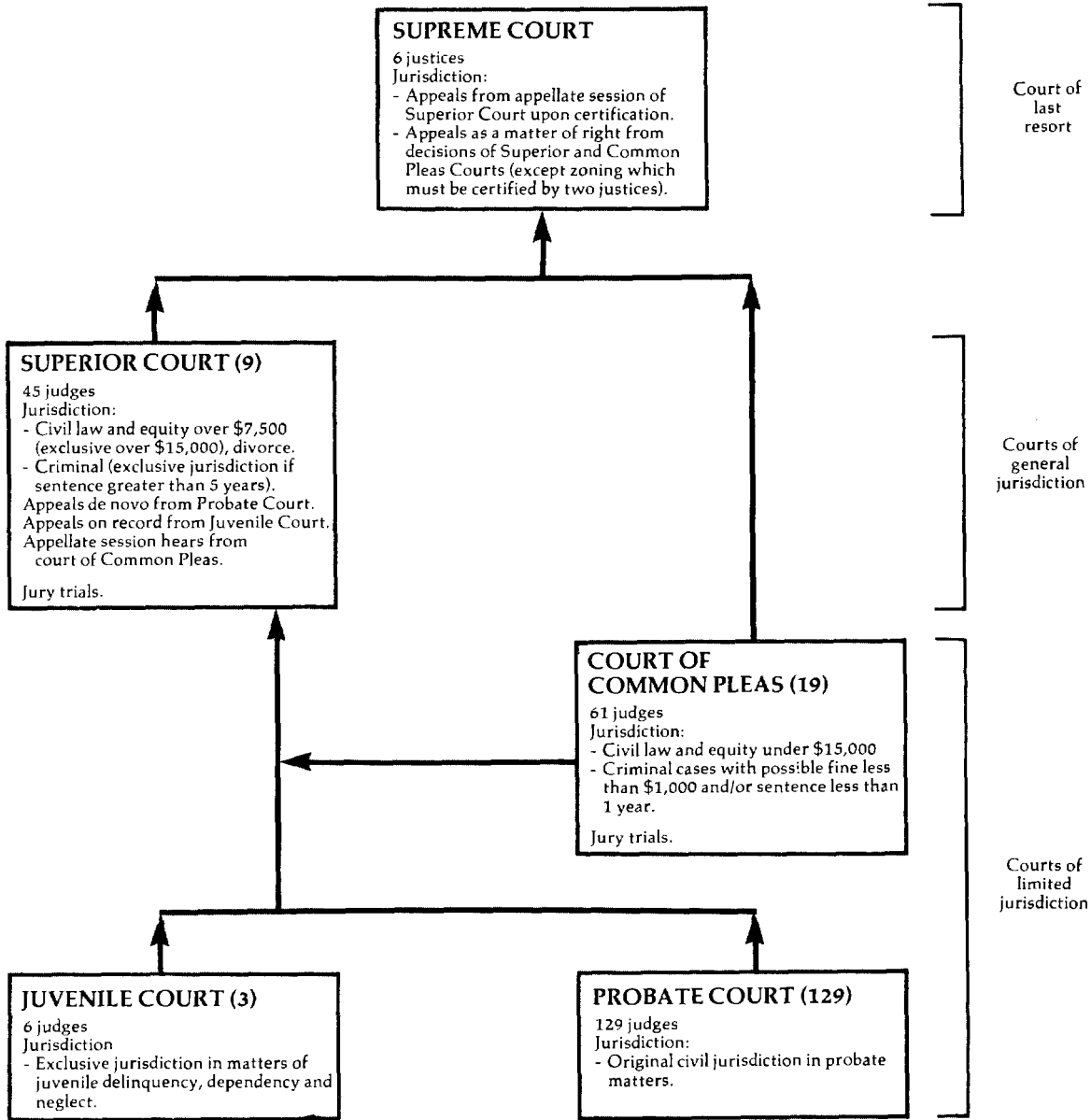
ⁱData are not complete:
Felony advisements (no complaints lodged) data were not available for Denver County. Data for other preliminary hearing cases from Denver County were available and are included in the chart.

Source: Office of the State Court Administrator, Annual Statistical Report of the Colorado Judiciary 1976-77 (Denver, Colorado: 1977).
Statistics are from the annual report except that totals have been computed where necessary.

COLORADO MUNICIPAL COURT
Court of limited jurisdiction
197 courts, 174 judges
July 1, 1976 to June 30, 1977

There were no data available for cases handled in the Municipal Court for fiscal year 1976-77.

CONNECTICUT COURT SYSTEM, 1977



↑ Indicates route of appeal.

CONNECTICUT SUPREME COURT
 Court of last resort
 6 Justices
 July 1, 1976 to June 30, 1977

	Beginning pending	Filed	Disposed	End pending
Cases:				
Appeals:				
Civil	299	342	243	398
Criminal	81	67	59	89
Total appeals	380	409	302	487
Other cases:				
Original proceedings				
Requests to appeal:				
Petitions for certification	N/A	N/A	57	N/A
Total other cases	N/A	N/A	57	N/A
Total cases	380¹	409¹	359	487¹
Other proceedings:				
Other matters:				
Motions	N/A	N/A	309	N/A
Reservations	N/A	N/A	1	N/A
Total	N/A	N/A	310	N/A
Total other proceedings	N/A	N/A	310	N/A

Manner of disposition

	Appeals		
	Civil	Criminal	Total
By opinion	129	47	176

Disposition of appeals^m

Affirmed (no error)	102
Reversed (error, no further proceedings).....	20
Reversed and remanded (error, further proceedings).....	40
Reservations	1

Boldface headings indicate the classifications used by the NCSP.

Blank space = Not enough information is known. The case category may or may not be handled by the court.

N/A = This case type is handled by the court, but the data are unavailable.

¹Data are not complete:

Total cases pending and filed do not include data for petitions for certification.

^mInformation on disposition type or trial data:

Disposition information is given for **appeals** decided by opinion between October 1976 and October 1977. All other data on this chart were drawn from the normal fiscal year July to June time period.

Source: Chief Court Administrator, Judicial Department, Biennial Report of the Connecticut Judicial Department 1976-78 (Hartford, Connecticut: 1979). Statistics are from the biennial report except that totals have been computed where necessary.

CONNECTICUT SUPERIOR COURT
 Court of general jurisdiction
 9 courts, 45 judges
 July 1, 1976 to June 30, 1977

	Beginning pending	Filed	Disposed	End pending
Civil^{b,d}:				
Domestic relations:				
Family docket	12,573 ^f	15,704	15,809	12,468
Appeal:				
Appeal of trial court case:				
Appellate session	101 ^f	141	129 ^k	113
Other civil:				
Non-family docket	19,578	11,046	9,102	21,522
Total civil	32,252 ^{f,k}	26,891	25,040	34,103 ^k
Criminal^d:				
Felony/misdemeanor:				
Criminal categories ^j	3,848	4,464 ^l	4,486	3,826 ^l
Appeal:				
Appellate session	45 ^f	58	53	50
Total criminal	3,893 ^f	4,522	4,539	3,876
Grand total	36,145 ^f	31,413	29,579	37,979

<u>Trial^d</u>				<u>Criminal dispositions</u>	
	Jury	Non-jury	Total	<u>Felony/misdemeanor</u>	
Civil	292	630	922	Jury trial:	
Criminal (felony/misdemeanor)	119	33	152	Conviction	83
Total	411	663	1,074	Acquittal	36
				Non-jury trial:	
				Conviction	9
				Acquittal	24
				Guilty, nolo plea	3,380
				Dismissed, quashed	142
				Nolled, withdrawn, transferred ..	812

Time interval (average months)

<u>Civil:</u>	
Return day to disposition	16.4
Date claimed for trial list to jury trial	35.7
Date claimed for trial list to non-jury trial	14.9

Boldface headings indicate the classifications used by the NCSP.

^bParticular court or reporting system information:
 The 1976 reporting year for civil cases ended on August 31, 1976. Consequently, there is a two-month overlap for the civil category between the data reported on the 1976 annual report and the 1977 annual report.

^dCase definition or unit of count:
 A civil case is counted with the filing of a petition or complaint.
 The criminal case unit of count is the number of defendants on the information or indictment.
 A jury trial is counted when the jury is sworn.
 A non-jury trial is counted when the first witness is sworn.

^fBeginning pending figure for the 1977 court year does not equal the end pending figure for the 1976 court year:
 This difference is because of the change in the reporting period as indicated above.

^jExplanation of data included in the category:
 Criminal categories are felony and misdemeanor cases.

^kAdditional information:
 During the court year, the Appellate Session of Superior Court also heard 81 motions.

^lSpecial source or revision in data:
 Filed and end pending figures for criminal category cases were supplied by the Office of the Chief Court Administrator during data verification.

Source: Chief Court Administrator, Judicial Department, Biennial Report of the Connecticut Judicial Department 1976-78 (Hartford, Connecticut: 1979). Statistics are from the biennial report except that totals have been computed where necessary, and additions were made by the office of the chief court administrator during data verification.

CONNECTICUT COURT OF COMMON PLEAS
 Court of limited jurisdiction
 19 courts, 61 judges
 July 1, 1976 to June 30, 1977

	Beginning pending	Filed	Disposed	End pending
Civil^b:				
Small claims	N/A	95,002	N/A	N/A
Domestic relations:				
Family docket	164 ^f	21	100	85
Other civil:				
Nonfamily docket	30,712 ^f	30,461	29,762	31,411
Civil--geographical areas	4,459 ^f	14,730	15,012	4,177
Total	<u>35,171^f</u>	<u>45,191</u>	<u>44,774</u>	<u>35,588</u>
Total civil	35,335 ^{f1}	140,214	44,874 ¹	35,673 ¹
Criminal^d:				
Misdemeanor:				
Criminal	20,964 ^f	86,878	91,044	16,798
Total criminal	20,964 ^f	86,878	91,044	16,798
Traffic:				
Other traffic violation:				
Motor vehicle	19,005 ^f	262,872	265,236	16,551 ⁸
Total traffic	19,005 ^f	262,872	265,236	16,551 ⁸
Grand total	75,304 ^{f1}	489,964	401,154 ¹	69,022 ¹

	Trial ^d		
	Jury	Non-jury	Total
Civil ^m	235	1,663	1,898

	Time interval (average months)
	Civil ⁿ :
Return day to disposition	12.6
Date claimed for trial list to jury trial	18.2
Date claimed for trial list to non-jury trial	18.7

Boldface headings indicate the classifications used by the NCSP.
 N/A = This case type is handled by the court, but the data are unavailable.

- ^bParticular court or reporting system information:
 The 1976 reporting year for civil cases ended on August 31, 1976. Consequently, there is a two-month overlap for the civil category between the data reported in the 1976 annual report and the 1977 annual report.
- ^dCase definition or unit of count:
 A civil case is counted with the filing of a petition or complaint.
 The criminal case unit of count is the number of defendants on the information, indictment, or complaint.
 A jury trial is counted when the jury is sworn.
 A non-jury trial is counted when the first witness is sworn.
- ^fBeginning pending figure for the 1977 court year does not equal the end pending figure for the 1976 court year.
 The difference in civil pending data is because of the change in the reporting period as indicated above.
- ⁸Change in pending does not equal the difference between filings and dispositions:
 Figures are as given in the annual report.
- ¹Data are not complete:
 Total civil and grand total pending and disposed figures do not include small claims cases. Small claims data are included only in the filing figures.
- ^mCategories for disposition type or trial data:
 Civil trial data are given only for family docket and nonfamily docket cases.
- ⁿTime interval or age of pending data:
 Time interval data are given only for family docket and nonfamily docket cases.

Source: Chief Court Administrator, Judicial Department, Biennial Report of the Connecticut Judicial Department 1976-78 (Hartford, Connecticut: 1979). Statistics are from the biennial report except that totals have been computed where necessary.

CONNECTICUT PROBATE COURT
Court of limited jurisdiction
129 courts, 129 judges
July 1, 1976 to June 30, 1977

	Beginning pending	Filed	Disposed	End pending
Civil^d:				
Domestic relations:				
Adoption:				
Adoptions and terminations	N/A	2,255	N/A	N/A
Other domestic relations:				
Marriages (permission and waiver)	N/A	842	N/A	N/A
Total	N/A	3,097	N/A	N/A
Estate:				
Probate/wills/intestate:				
Decedent's estate	N/A	33,078	N/A	N/A
Guardianship/conservatorship/trusteeship:				
Guardians	N/A	1,970	N/A	N/A
Conservators	N/A	4,084	N/A	N/A
Trustees	N/A	6,083	N/A	N/A
Total	N/A	12,137	N/A	N/A
Total	N/A	45,215	N/A	N/A
Mental health:				
Commitments	N/A	<u>1,921</u>	<u>N/A</u>	<u>N/A</u>
Total civil	N/A	50,233	N/A	N/A
Grand total	N/A	50,233 ^k	N/A	N/A

Boldface headings indicate the classifications used by the NCSP.
N/A = This case type is handled by the court, but the data are unavailable.

^dCase definition or unit of count:
A civil case is counted with the filing of a petition or complaint.

^kAdditional information:
In addition the court handled 8,515 passport applications.

Source: Chief Court Administrator, Judicial Department, Biennial Report of the Connecticut Judicial Department 1976-78 (Hartford, Connecticut: 1979). Statistics are from the biennial report except that totals have been computed where necessary.

CONNECTICUT JUVENILE COURT
Court of limited jurisdiction
3 courts, 6 judges
July 1, 1976 to June 30, 1977

	Beginning pending	Filed	Disposed	End pending
Civil^d:				
Domestic relations:				
Other domestic relations:				
Termination of parental rights	<u>38</u>	<u>151</u>	<u>145</u>	<u>44</u>
Total civil	38	151	145	44
Juvenile:				
Criminal-type offense:				
Delinquency	5,163 ^l	12,434	13,551	4,046 ^l
Non-offense:				
Neglect	344	654	714	284
Revocation of commitments	116	241	243	114
Total	<u>460</u>	<u>895</u>	<u>957</u>	<u>398</u>
Total juvenile	5,623	13,329	14,508	4,444
Grand total	5,661	13,480	14,653	4,488

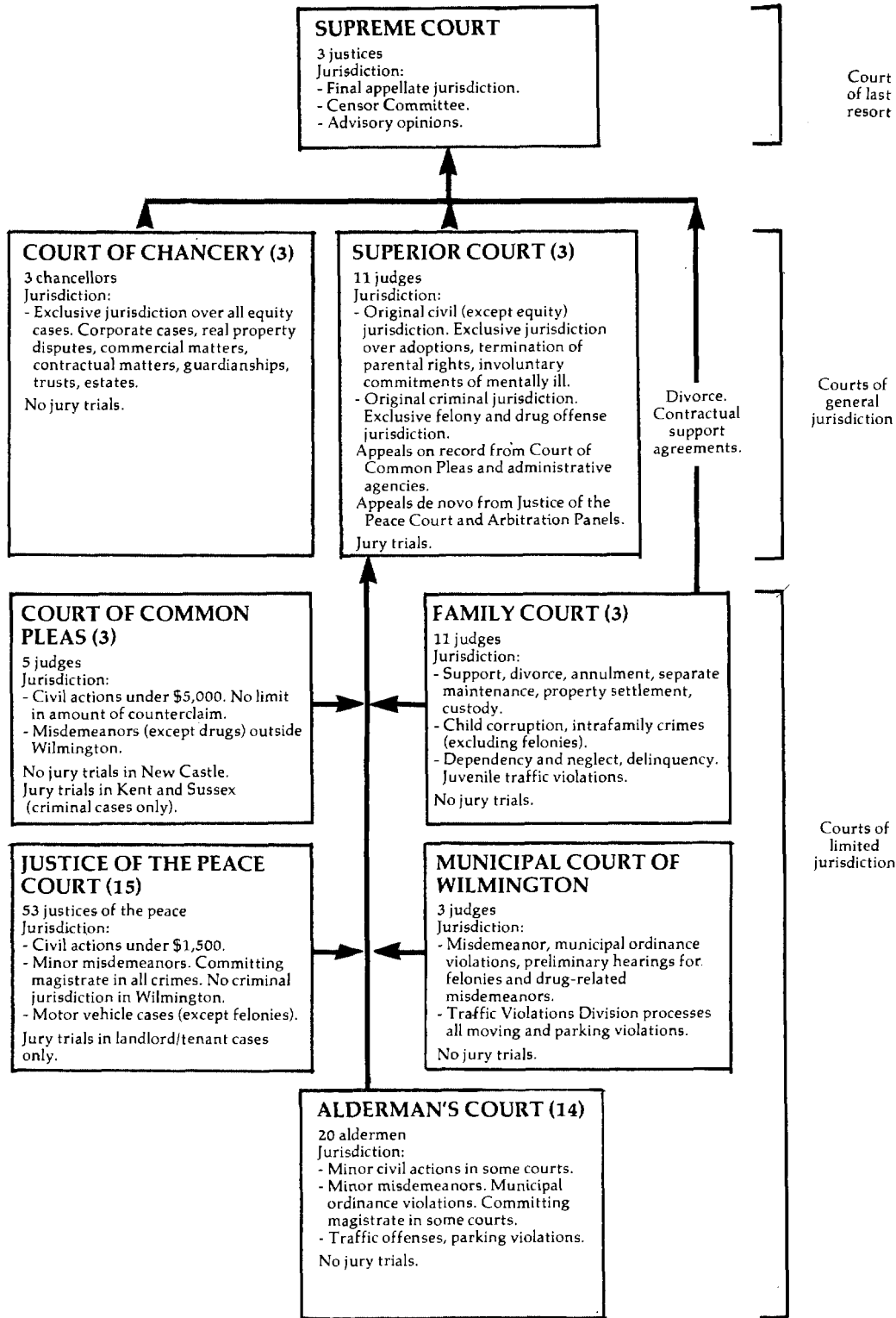
Boldface headings indicate the classifications used by the NCSP.

^dCase definition:
A civil case is counted with the filing of a petition or complaint.

^lSpecial source or revision in the data:
Delinquency pending figures were supplied by the administrative office of the court during data verification.

Source: Chief Court Administrator, Judicial Department, Biennial Report of the Connecticut Judicial Department 1976-78 (Hartford, Connecticut: 1979). Statistics are from the biennial report except that totals have been computed where necessary, and additional data were supplied by the administrative office of the court during data verification.

DELAWARE COURT SYSTEM, 1977



↑ Indicates route of appeal.

DELAWARE SUPREME COURT
Court of last resort
3 justices
January 1, 1977 to December 31, 1977

	Beginning pending	Filed	Disposed	End pending
Cases:				
Appeals:				
Civil ^j	186	251	207	230
Criminal	100	113	109	104
Total appeals	286	364	316	334
Other cases:				
Original proceedings	(1)	(1)	(1)	(1)
Total other cases	(1)	(1)	(1)	(1)
Total cases	286	364	316	334

Boldface headings indicate the classifications used by the NCSP.

^jExplanation of data included in the category:

Civil appeals include original applications, advisory opinions, and certifications.

Source: Director, Administrative Office of the Courts, 1977, 1978 Annual Report of the Delaware Judiciary (Wilmington, Delaware: 1977, 1978). Data are reported quarterly; calendar year 1977 was computed from quarterly information.

DELAWARE COURT OF CHANCERY^k
Court of general jurisdiction
3 counties, 3 chancellors
July 1, 1976 to June 30, 1977

	Beginning pending	Filed	Disposed	End pending
Civil^d:				
Estate:				
Probate/wills/intestate:				
Estates	2,935	1,700	1,883	2,752
Guardianship/conservatorship/trusteeship:				
Guardians for minors	1,065	139	128	1,076
Guardians for infirm	597	127	84	640
Trusts	1,872	161	127	1,906
Trustees for mentally ill	160	11	9	162
Total	3,694	438	348	3,784
Other estate:				
Other matters	294	98	108	284
Total	6,923	2,236	2,339	6,820
Other civil:				
Civil cases ^j	649	368	339	678
Total civil	7,572	2,604	2,678	7,498
Grand total	7,572	2,604	2,678	7,498

Boldface headings indicate the classifications used by the NCSP.

^dCase definition or unit of count:

A civil case is counted with the filing of a petition or complaint.

^jExplanation of data included in the category:

Civil cases include corporate cases, **equity**, real property disputes (boundaries and title), commercial matters, contractual matters, Delaware's "Sunshine Law," etc. Corporate matters take up most of the time.

^kAdditional information:

This profile does not include referrals to the Public Guardian by the Court of Chancery. In the fiscal year 1976-77 there were 28 beginning pending, 80 filed, 64 disposed, and 44 end pending cases for the Public Guardian. The 80 filed cases were 15 guardianships and 65 investigations.

Source: Director, Administrative Office of the Courts, 1977 Annual Report of the Delaware Judiciary (Wilmington, Delaware: 1977). Statistics are from the annual report except that totals have been computed where necessary.

DELAWARE SUPERIOR COURT
Court of general jurisdiction
3 counties, 11 judges
July 1, 1976 to June 30, 1977

	Beginning pending	Filed	Disposed	End pending
Civil^d:				
Law:				
Complaints	2,147 ^l	1,891	1,691	2,347 ^l
Real property rights:				
Mechanic's liens and mortgages	447 ^l	648	683	412
Domestic relations:				
Marriage dissolution:				
Divorce ^a	92 ^{fl}	0	89	3
Other domestic relations:				
Terminations and adoptions	160	385	395	150 ^l
Total	252 ^{fl}	385	484	153 ^l
Mental health:				
Involuntary commitments ^j	20	337	265	92
Appeal	240 ^l	232	179	293 ^l
Other civil:				
Miscellaneous	104 ^l	331	309	126 ^l
Total civil	3,210 ^{fl}	3,824	3,611	3,423 ^l
Criminal^d:				
Felony/misdemeanor:				
Criminal ^j	1,357	4,097	3,860	1,594 ^k
Appeal	(j)	(j)	(j)	(j)
Total criminal	1,357	4,097	3,860 ^k	1,594
Grand total	4,567 ^{fl}	7,921	7,471	5,017 ^l

Criminal	Trial ^{dk}			Criminal dispositions ^k	
	Jury	Non-jury	Total		
	319	79	398		
	Time interval (days)				
		Mean	Median ⁿ		
Criminal:					
Arrest to disposition ⁿ		101.10	91.00	Jury trial:	
Indictment to disposition ⁿ		77.80	61.50	Guilty	217
Length of trial		1.76	N/A	Guilty plea	36
				Not guilty	59
				Dismissal/nolle prosequi	15
				Non-jury trial:	
				Guilty	46
				Guilty plea	4
				Not guilty	27
				Dismissal/nolle prosequi	5
				Plea	2,415
				Dismissal	42
				Nolle prosequi	856
				Appeal dismissed, record remanded	72
				Remand	25
				No final disposition ^m	40
				Appeal withdrawn	1

Boldface headings indicate the classifications used by the NCSP.
N/A = This case type is handled by the court, but the data are unavailable.
X = The data for this case type are known to be included in the total but were not available by category.

- ^aCourt jurisdiction:
The Family court assumed jurisdiction over divorces in November 1975.
- ^dCase definition or unit of count:
A civil case is counted with the filing of a petition or complaint.
The criminal case unit of count is the number of defendants on the information, indictment, transfer, appeal, or reinstatement. A defendant with a consecutively numbered series of informations, appeals, or transfers filed on the same day would be counted as one defendant.
A jury trial is counted when the jury is sworn.
A non-jury trial is counted at the point when an opening statement or the introduction of any evidence occurs.
- ^fBeginning pending figure for the 1977 court year does not equal the end pending figure for the 1976 court year:
Pending data were adjusted by the Delaware court administrative office to reflect the results of an audit performed in Kent County in 1979.
- ^jExplanation of data included in the category:
Involuntary commitment proceedings are held only in New Castle County.
Criminal cases include appeals that are tried de novo.
- ^kAdditional information:
The number of pending criminal defendants displayed includes those which are triable and not triable. There were 668 triable defendants pending at the end of the 1977 fiscal year.
In addition to the criminal case dispositions listed there were also 754 unindicted criminal cases disposed by nolle prosequi. These cases were not counted with the other criminal dispositions because these cases were never actually before the Superior Court. The cases had been bound over to Superior Court either because probable cause was found at the preliminary hearing, or because the preliminary hearing was waived, but either the Attorney General then decided not to seek indictment, or the grand jury ignored the indictment.
The trial information counts the number of trials held. More than one defendant's case may be disposed of by a single trial. There were 366 defendants whose cases were disposed of by jury trial, and 83 whose cases were disposed of by non-jury trial.
- ^lSpecial source or revision in the data:
The pending figures were supplied by the state court administrative office during the process of data verification. These figures were obtained as a result of an audit done in Kent County. Prior to that audit, a breakdown of pending cases by case type was not available for Kent County.
- ^mInformation on disposition type or trial data:
"No final disposition" cases are hung juries, mistrials, and remands.
- ⁿAge of pending or time interval data:
Arrest to disposition times include all defendants.
Indictment to disposition times include indicted defendants only.
Median time values were calculated using the grouped medians method.

Source: Director, Administrative Office of the Courts, 1977 Annual Report of the Delaware Judiciary (Wilmington, Delaware: 1977). Statistics are from the annual report except that totals have been computed where necessary, and additional data were supplied by the administrative office of the courts during data verification.

DELAWARE COURT OF COMMON PLEAS
 Court of limited jurisdiction
 3 courts, 5 judges
 July 1, 1976 to June 30, 1977

	Beginning pending	Filed	Disposed	End pending
Civil^d:				
Tort:				
Auto tort	X	382	X	X
Other civil	X	3,030	X	X
Total civil	2,166	3,412	3,899	1,679
Criminal^d:				
Misdemeanor:				
Criminal	944	6,325	6,279	990
Total criminal	944	6,325	6,279	990
Grand total	3,110	9,737	10,178	2,669
Trial^d				
	Jury^a	Non-jury	Total	
Criminal	47	6,232	6,279	

Boldface headings indicate the classifications used by the NCSP.
 X = The data for this case type are known to be included in the total but were not available by category.

^aCourt jurisdiction:
 Jury trials are not handled in the New Castle County Court of Common Pleas; jury trials for criminal cases are held in Kent and Sussex Counties. If a jury demand is made in New Castle County, the case is transferred to the Superior Court.

^dCase definition or unit of count:
 A civil case is counted with the filing of a petition or complaint.
 The criminal case unit of count is the number of charges.
 A jury trial is counted when the jury is sworn.
 A non-jury trial is counted if the case is not disposed of by a jury trial. Disposition by guilty plea, nolle prosequi, dismissal, etc., are all counted as non-jury trials.

Source: Director, Administrative Office of the Courts, 1977 Annual Report of the Delaware Judiciary (Wilmington, Delaware: 1977). Statistics are from the annual report except that totals have been computed where necessary.

MUNICIPAL COURT OF WILMINGTON, DELAWARE
 Court of limited jurisdiction
 1 court, 3 judges
 July 1, 1976 to June 30, 1977

	Beginning pending	Filed	Disposed	End pending
Criminal^d:				
Other criminal:				
Criminal ^j	453	9,540	9,435	558
Total criminal	453	9,540	9,435	558
Traffic:				
Total traffic ^j	515	11,055	11,152	418
Grand total	968	20,595	20,587	976

Boldface headings indicate the classifications used by the NCSP.

^dCase definition or unit of count:
 The criminal case unit of count is the number of charges.
^jExplanation of data included in the category:
 Criminal cases include misdemeanors, ordinance violations, and preliminary hearings.
 Traffic cases include traffic violations and parking.

Source: Director, Administrative Office of the Courts, 1977 Annual Report of the Delaware Judiciary (Wilmington, Delaware: 1977). Statistics are from the annual report except that totals have been computed where necessary.

DELAWARE FAMILY COURT^k
 Court of limited jurisdiction
 3 courts, 11 judges
 July 1, 1976 to June 30, 1977

	Beginning pending	Filed	Disposed ^k	End pending ^k
Civil^d:				
Domestic relations:				
Marriage dissolution:				
Divorce and annulments	969	3,357	N/A	N/A
Other civil	X	X	N/A	N/A
Total civil	X	X	N/A	N/A
Criminal^d:				
Other criminal:				
Adult criminal	X	X	N/A	N/A
Total criminal	X	X	N/A	N/A
Traffic^d:				
Other traffic violation:				
Traffic--juvenile	266	X	N/A	N/A
Total traffic	266	X	N/A	N/A
Juvenile^d:				
Total juvenile	2,380	X	N/A	N/A
Grand total	5,325	24,513	N/A	N/A

Boldface headings indicate the classifications used by the NCSP.
 N/A = This case type is handled by the court, but the data are unavailable.
 X = The data for this case type are known to be included in the total but were not available by category.

^dCase definition or unit of count:
 A civil case is counted with the filing of a petition or complaint.
 The criminal, traffic, and juvenile unit of count was changed. Formerly, each complaint was counted as a separate petition; now multiple complaints arising from a single incident are counted as a single petition.

^kAdditional information:
 Kent and Sussex County figures are estimates, except for divorces and annulments, because the new method of counting petitions was initiated in December, 1976 in those two counties. In New Castle County the new counting method was in effect for the entire fiscal year. Disposed and end pending figures were not compiled because of the change in the method of counting petitions.

Source: Director, Administrative Office of the Courts, 1977 Annual Report of the Delaware Judiciary (Wilmington, Delaware: 1977). Statistics are from the annual report except that totals have been computed where necessary.

DELAWARE JUSTICE OF THE PEACE COURT
 Court of limited jurisdiction
 15 courts, 53 justices of the peace
 July 1, 1976 to June 30, 1977

	Beginning pending	Filed	Disposed	End pending
Civil^d:				
Total civil	9,928 ^{f1}	15,480 ^l	14,636	10,772 ^l
Criminal^d:				
Misdemeanor:				
Title 11 criminal	X	17,323 ^k	X	X
Preliminary hearing	X	1,175	X	X
Other criminal:				
Title 7 fish/game	X	1,785	X	X
Other	X	2,913	X	X
Total	X	4,698	X	X
Total criminal	X	23,196	X	X
Traffic:				
Total traffic	X	72,749	X	X
Grand total	10,406 ^{f1}	111,425 ^l	110,576	11,255 ^l

(continued on next page)

Boldface headings indicate the classifications used by the NCSP.

X = The data for this case type are known to be included in the total but were not available by category.

^dCase definition or unit of count:

A civil case is counted with the filing of a petition or complaint.

The criminal case unit of count is the number of charges.

^fBeginning pending figure for the 1977 court year does not equal the end pending figure for the 1976 court year:

The difference is due to adjustments made in the data as the result of an audit conducted in 1978.

^kAdditional information:

Preliminary hearings were held in 3,795 of the misdemeanor cases.

^lSpecial source or revision in the data:

Civil and grand total pending and filed figures were corrected as the result of an audit of cases conducted in 1978.

Source: Director, Administrative Office of the Courts, 1977 Annual Report of the Delaware Judiciary (Wilmington, Delaware: 1977). Statistics are from the annual report except that totals have been computed where necessary, and corrections were made by the administrative office of the courts during the process of data verification.

DELAWARE ALDERMAN'S COURT
Court of limited jurisdiction
14^k courts, 20 aldermen
July 1, 1976 to June 30, 1977

	Beginning pending	Filed	Disposed	End pending
Civil^d:				
Small claims:				
Other	N/A	N/A	323	N/A
Total civil	N/A	N/A	323	N/A
Criminal^d:				
Misdemeanor:				
Criminal	N/A	N/A	1,228	N/A
Total criminal	N/A	N/A	1,228	N/A
Traffic:				
Total traffic	N/A	N/A	12,974	N/A
Grand total	N/A	N/A	14,525	N/A

Boldface headings indicate the classifications used by the NCSP.

N/A = This case type is handled by the court, but the data are unavailable.

^dCase definition or unit of count:

A civil case is counted with the filing of a petition or complaint.

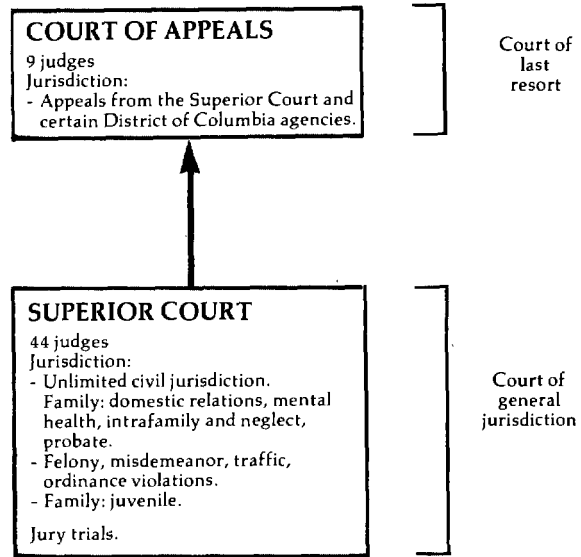
The criminal case unit of count is the number of charges.

^kAdditional information:

In addition to the 14 active courts, there were 3 courts which were not active during fiscal year 1976-77 but which have been active in the recent past.

Source: Director, Administrative Office of the Courts, 1977 Annual Report of the Delaware Judiciary (Wilmington, Delaware: 1977). Statistics are from the annual report except that totals have been computed where necessary.

DISTRICT OF COLUMBIA COURT SYSTEM, 1977



↑ Indicates route of appeal.

DISTRICT OF COLUMBIA COURT OF APPEALS
 Court of last resort
 9 Judges
 January 1, 1977 to December 31, 1977

	Beginning pending	Filed	Disposed	End pending
Cases:				
Appeals:				
Civil	X	473	X	X
Criminal	X	684	X	X
Appeal of administrative agency case:				
Agency	X	170	X	X
Total appeals ^j	1,122 ^{fh}	1,327	1,288	1,161 ^l
Other cases:				
Original proceedings:				
Disciplinary	0	26	26	0
Requests to appeal:				
Petitions for review	(1)	(1)	(1)	(1)
Total other cases	0	26	26	0
Total cases	1,122^{fh}	1,353	1,314	1,161^l
Other proceedings:				
Other matters:				
Procedural motions	0	6,551	6,551	0
Substantive motions	0	1,609	1,609	0
Total	0	8,160	8,160	0
Total other proceedings	0	8,160	8,160	0

<u>Manner of disposition</u>	<u>Time interval (average days)</u>
Opinion	279
Judgment	474
By order	535
Notice of appeal to filing of record	103
Filing of record until briefing is completed	124
Completed briefing to argument or submission	103
Argument or submission to decision	126
Notice of appeal to decision	456

Boldface headings indicate the classifications used by the NCSP.

X = The data for this case type are known to be included in the total but were not available by category.

^fBeginning pending figure for the 1977 court year does not equal the end pending figure for the 1976 court year:

Figure is as computed from data given in the annual report and by the administrative office of the court.

^hFigure was computed:

The beginning pending figure was computed using filed, disposed, and end pending data.

^jExplanation of data included in the category:

Appeals include **appeals** and petitions for review.

^lSpecial source or revision in the data:

The end pending figure was supplied by the administrative office of the court during data verification.

Source: Joint Committee on Judicial Administration in the District of Columbia and Executive Officer, 1977 Annual Report (Washington, D.C.).
 Statistics are from the annual report except that totals have been computed where necessary, and additional data were supplied by the administrative office of the court during data verification.

DISTRICT OF COLUMBIA SUPERIOR COURT¹
 Court of general jurisdiction
 1 court, 44 judges
 January 1, 1977 to December 31, 1977

	Beginning pending	Filed	Disposed	End pending
Civil^{d,k}:				
Law:				
Civil jury	3,930	3,528	3,621	3,837
Civil non-jury	1,129	1,820	1,826	1,123
Total	5,059	5,348	5,447	4,960
Small claims	2,063	33,735	33,886 ^l	1,912
Real property rights:				
Landlord and tenant	301 ^f	110,461	110,539	2358
Domestic relations:				
Marriage dissolution:				
Divorce	4,831	4,334	3,554	5,611
Support/custody:				
Support	676	405	494	587
Reciprocal support	879	1,062	830	1,111
Total	1,555	1,467	1,324	1,698
Adoption	210	404	391	223
Other domestic relations:				
Paternity	395	410	445	360
Intrafamily ^j	515 ^f	815	721	609
Total	910	1,225	1,166	969
Total	7,506 ^f	7,430	6,435	8,501
Estate:				
Probate/wills/intestate:				
Decedents' estates	N/A	2,352	N/A	N/A
Guardianship/conservatorship/trusteeship:				
Minors' estates	N/A	150	N/A	N/A
Total	N/A	2,502	N/A	N/A
Mental health:				
Judicial petitions	104	686	726	698
Appeal:				
Appeal of administrative agency case:				
Civil tax	118	62	46	134 ^k
Criminal tax	522	363 ^k	577	318 ^k
Total	640	425	623	445 ⁸
Extraordinary writ:				
Habeas corpus	26	17	20	23
Other civil:				
Auditor-master division	333	1,340	1,154	519
Total civil	16,032 ^{fi}	161,944	158,830 ^l	16,664 ⁸ⁱ
Criminal^{d,j}:				
Felony	1,476	3,417	3,405	1,488
Misdemeanor	3,221	12,872	13,349	2,744
Ordinance violation:				
Major triable District of Columbia cases	34	120	93	61
Other District of Columbia cases	248	2,978	2,904	322
Total	282	3,098	2,997	383
Preliminary hearing	177	7,786	7,815	148
Other criminal:				
Special operations ^j	48	1,867	1,863	52
Total criminal	5,204	29,040	29,429	4,815
Traffic^d:				
Other traffic violation:				
Major triable traffic	1,454	6,019	5,710	1,763
Other traffic	5,413	114,507	115,098	4,822
Total	6,867	120,526	120,808	6,585
Total traffic	6,867	120,526	120,808	6,585
Juvenile:				
Criminal-type offense:				
Delinquency	818	5,276	5,406	688
Status offense:				
Person in need of supervision	105 ^l	474	509	70 ^h
Non-offense:				
Neglect	181	539	551	168 ⁸
Total juvenile	1,104	6,289	6,466	926 ⁸
Grand total	29,207 ^{fi}	317,799	315,533 ^l	28,990 ⁸ⁱ

Traffic dispositions

Other traffic violation:	
Guilty plea	9,859
Dismissed by court	6,144
Nolle prosequi	14,797
No paper	1,120
Transfer rule 105	8
Absconded	2,879
Security forfeit	7,814
Other ²	76,735

Time interval (average months)

Time trial could be had after case was placed on calendar:	
Civil jury	12
Civil non-jury	6

(continued on next page)

Civil ^a :	Trial ^d			Civil dispositions ^m			Real property rights
	Jury	Non-jury	Total	Law	Small claims		
Law	241	238	479	Settled out of court	1,961	0	44,074
Small claims	--	874	874	Dismissed before trial	942	995	0
Real property rights	2	54	56	Removed from calendar	213	0	0
Total	243	1,166	1,409	Settled at pre-trial or trial conference	984	0	0
Criminal:				Summary judgment granted	138	0	0
Felony	593	42	635	Settlement	150	0	210
Misdemeanor	433	380	813	Dismissed for want of prosecution	51	243	0
Ordinance violation	3	59	62	Consent or confessed judgment	94	2,035	11,213
Total	1,029	481	1,510	Dismissed by motion	72	0	0
Traffic:				Settled after trial	26	0	0
Other traffic violation ...	49	1,403	1,452	Default judgment	157	11,957	54,617
Grand total	1,321	3,050	4,371	Ex parte	31	0	0
				Judgment on pleadings	34	0	0
				Stays	0	0	11,208
				Other	30	0	0

Criminal dispositions

	Felony	Misdemeanor	Ordinance violation	Preliminary hearing	Extraordinary writ	Total
Guilty plea	2,016	3,353	187	--	--	5,556
Dismissed by court	33	769	175	--	12	989
Dismissed prior to adjudication or hearing	300	--	--	136	--	436
Nolle prosequi	30	4,039	574	531	265	5,439
No paper	--	2,469	1,352	2,532	--	6,353
Transfer Rule 105	--	420	3	--	--	423
Absconded	272	1,258	61	110	16	1,717
Mental observation	--	92	11	93	--	196
Security forfeit	--	--	559	--	--	559
Certified U.S. Magistrate	--	--	--	104	0	104
Indictment filed	--	--	--	64	--	64
Extradiction waived	--	--	--	--	619	619
Extradiction granted	--	--	--	--	37	37
Extradiction denied	--	--	--	--	1	1
Special proceedings granted	--	--	--	--	781	781
Special proceedings denied	--	--	--	--	132	132
Held for grand jury	--	--	--	3,305	--	3,305
Waived to grand jury	--	--	--	686	--	686
No probable cause	--	--	--	111	--	111
Other	119	136	13	143	0	411

Boldface headings indicate the classifications used by the NCSP.
 N/A = This case type is handled by the court, but the data are unavailable.
 -- = Not applicable.

^aCourt jurisdiction:
 Superior Court data are displayed according to case types, not court divisions as they exist in the Superior Court. Civil Division handles civil jury, civil non-jury, **small claims**, and landlord and tenant cases. Family Division handles divorce, **adoption**, paternity, support, reciprocal support, intrafamily, judicial petitions, habeas corpus, delinquency, neglect, and person in need of supervision cases. Probate Division handles decedent's estates and minor's estates cases. Tax Division handles civil tax and criminal tax cases. Criminal Division handles all **criminal and traffic** cases.

^dCase definition or unit of count:
 A civil case is counted when it is placed on the calendar (has reached issue).
 The criminal case unit of count is the number of defendants on the information, indictment, or complaint.
 A jury trial is counted if tried to verdict.
 A non-jury trial is counted if tried to decision.

^fBeginning pending figure for the 1977 court year does not equal the end pending figure for the 1976 court year:
 The difference is due to adjustments made by the administrative office of the court.

^eChange in pending does not equal the difference between filings and dispositions:
 Figures are as reported in the annual report.

^hFigure was computed:
 End pending figure was computed from beginning pending, filed, and disposed data.

ⁱData are not complete:
 Total civil and grand total pending and disposed figures do not include **estate** cases. Estate cases are included in the filing figures.

^jExplanation of data included in the category:
 Intrafamily includes 476 "return to files" cases.
 Special operations include 934 fugitive from justice complaints, writs of habeas corpus, extradition of out of state witnesses, adversary hearings, and show cause of contempt proceedings.
Criminal and traffic cases filed include new filings and reinstated cases.

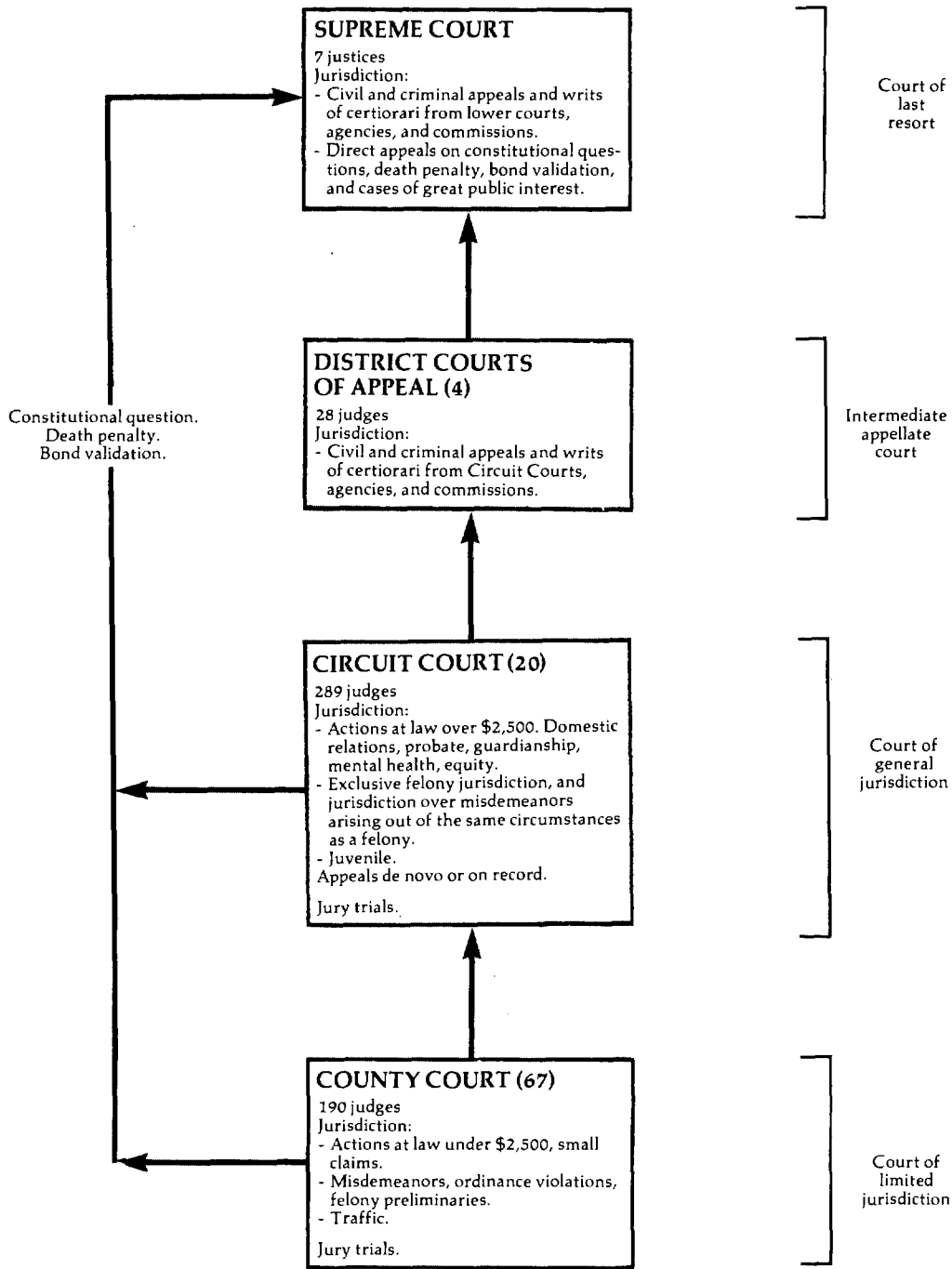
^kAdditional information:
 There were 12,862 civil actions filed, while 5,348 were calendared.
 The 363 criminal tax cases filed indicate the number of charges brought against 64 individuals and organizations.
 Of the 134 civil tax cases pending, 29 are held on the reserve calendar by order of this court, 15 are held under advisement, 5 have not been brought to issue, and the remaining 85 are awaiting judgment. This figure includes an administrative adjustment of +3 charges.
 In addition, there were 24,428 criminal warrants issued.

^lSpecial source or revision in data:
Small claims disposed figure was corrected during data verification process by the court administrative office.
 Persons in need of supervision beginning pending figure is the end pending figure for 1976 from the 1976 District of Columbia annual report.

^mCategories for dispositions type or trial data:
 Other **traffic** dispositions are defendants whose cases are in the traffic summons stage in accordance with procedures outlined in the Traffic Violation Notice System.

Source: Joint Committee on Judicial Administration in the District of Columbia and Executive Officer, 1977 Annual Report (Washington, D.C.).
 Statistics are from the annual report except that totals have been computed where necessary, and corrections were made during the data verification process.

FLORIDA COURT SYSTEM, 1977



FLORIDA SUPREME COURT
Court of last resort
7 Justices
January 1, 1977 to December 31, 1977

	Beginning pending	Filed	Disposed	End pending
Cases:				
Appeals	X	291	223	X
Total appeals	X	291	223	X
Other cases:				
Original proceedings:				
Original jurisdiction:				
Haheas corpus	X	245	270	X
Mandamus	X	55	62	X
Prohibition	X	20	17	X
Board of bar examiners	X	76	67	X
Other	X	20	23	X
Total	X	416	439	X
Disciplinary:				
Florida Bar	X	117	105	X
Advisory opinion:				
Certified questions	X	10	14	X
Total	X	543	558	X
Requests to appeal:				
Petitions for writs of certiorari from:				
District Courts of Appeal	X	1,196	1,143	X
Circuit Court	X	12	15	X
Appeal of administrative agency case:				
Industrial Relations Commission	X	178	158	X
Public Service Commission	X	33	22	X
Total	X	211	180	X
Other	X	0	0	X
Total	X	1,419	1,338	X
Total other cases	X	1,962	1,896	X
Total cases	985^{fh}	2,253	2,119	1,119
Other proceedings:				
Rehearing requests:				
Petitions for rehearing	134 ^{fh}	505	504	135
Total other proceedings	134 ^{fh}	505	504	135

Manner of disposition

Opinion:	
Written opinion	199
Per curiam	145
Total	344
Disposition by order	1,775

Status of pending cases

Number of cases:	
Not perfected	255
Ready for argument	55
Under consideration	809
Total	1,119

Boldface headings indicate the classifications used by the NCSP.

X = The data for this case type are known to be included in the total but were not available by category.

^fBeginning pending figure for the 1977 court year does not equal the end pending figure for the 1976 court year.

^hFigure was computed:

Beginning pending figure was computed from filing, disposition, and end pending data.

Source: Office of State Courts Administrator, Florida Judicial System Statistical Report 1977 (Tallahassee, Florida). Statistics are from the annual report except that totals have been computed where necessary.

FLORIDA DISTRICT COURTS OF APPEAL
Intermediate appellate court
4 districts, 28 judges
January 1, 1977 to December 31, 1977

	Beginning pending	Filed	Disposed	End pending
Cases:				
Appeals	X	8,228	8,025	X
Total appeals	X	8,228	8,025	X
Other cases:				
Original proceedings:				
Original jurisdiction:				
Other original writs	X	609	509	X
Advisory opinion:				
Other]	X	75	22	X
Total	X	684	531	X
Requests to appeal:				
Certiorari	X	735	396	X
Total other cases	X	1,419	927	X
Total cases	6,069^f^h	9,647	8,952	6,764
Other proceedings:				
Rehearing requests:				
Petitions for rehearing	384 ^l	1,762	1,695	451 ^h
Total other proceedings	384^l	1,762	1,695	451^h

Manner of disposition

Opinion:	
Written opinion	1,520
Per curiam	1,444
Total	2,964
Voluntary dismissal (appeals)	1,383
Per curiam without opinion	2,735
Other	1,870

Boldface headings indicate the classifications used by the NCSP.

X = The data for this case type are known to be included in the total but were not available by category.

^fBeginning pending figure for the 1977 court year does not equal the end pending figure for the 1976 court year:

Figure is as computed.

^hFigure was computed:

Pending figure was computed from filed, disposed, and other pending data.

^jExplanation of data included in the category:

"Other" category includes reinstated appeals and certified questions.

^lSpecial source or revision in data:

Beginning pending figure was taken from the 1976 annual report.

Source: Office of State Courts Administrator, Florida Judicial System Statistical Report 1976, 1977 (Tallahassee, Florida). Statistics are from the annual reports except that totals have been computed where necessary.

FLORIDA CIRCUIT COURT^b
 Court of general jurisdiction
 20 circuits, 289 judges
 January 1, 1977 to December 31, 1977

	Beginning pending	Filed	Disposed	End pending
Civil^d:				
Tort:				
Professional tort:				
Medical malpractice	N/A	883	985	N/A
Other tort:				
Negligence	N/A	22,729	23,642	N/A
Total	N/A	23,612	24,627	N/A
Contract:				
Contracts and indebtedness	N/A	26,096	23,561	N/A
Real property rights:				
Eminent domain	N/A	1,716	1,862	N/A
Real property/mortgage foreclosure	N/A	17,678	17,557	N/A
Total	N/A	19,394	19,419	N/A
Domestic relations:				
Marriage dissolution:				
Dissolution and annulment	N/A	78,355	77,054	N/A
Estate:				
Probate/wills/intestates:				
Probate	N/A	35,244	35,677	N/A
Guardianship/conservatorship/trusteeship:				
Guardianship	N/A	4,731	3,347	N/A
Trusts	N/A	138	1,416	N/A
Total	N/A	4,869	4,763	N/A
Total	N/A	40,113	40,440	N/A
Mental health				
	N/A	12,128	11,860	N/A
Appeal				
	N/A	681	588	N/A
Other civil				
	N/A	49,701	48,845	N/A
Total civil				
	N/A	250,080	246,394	N/A
Criminal:				
Felony:				
Capital punishment crimes	N/A	701	480	N/A
Crimes against persons	N/A	20,314	17,402	N/A
Crimes against property	N/A	29,022	25,066	N/A
Drugs	N/A	17,885	15,941	N/A
Other felonies	N/A	23,979	21,273	N/A
Total	N/A	91,901	80,162	N/A
Appeal				
	N/A	625	459	N/A
Total criminal				
	N/A	92,526	80,621	N/A
Juvenile:				
Criminal-type offense:				
Delinquency	N/A	54,897	49,338	N/A
Status offense:				
Ungovernable	N/A	3,772	2,789	N/A
Non-offense:				
Dependency	N/A	17,602	13,186	N/A
Total juvenile				
	N/A	76,271	65,313	N/A
Grand total				
	N/A	418,877	392,328	N/A

<u>Trial^d</u>			<u>Criminal (felony) dispositions^m</u>		
	<u>Jury</u>	<u>Non-jury</u>	<u>Total</u>		
Civil^m	2,964	136,470	139,434		
Criminal^m (felony) ..	2,887	1,666	4,553		
Total	5,851	138,136	143,987		
<u>Civil dispositions</u>					
Dismissed before hearing			51,072		
				Jury trial:	
				1,592	Before trial:
				938	Convicted after plea ... 20,199
				198	Adjudication withheld .. 14,215
				159	Dismissed
					28,933
					Transferred to
					another court
				562	6,934
				592	Other
				234	5,328
				278	

Boldface headings indicate the classifications used by the NCSP.
 N/A = This case type is handled by the court, but the data are unavailable.

^bParticular court or reporting system information:
 The data collection process for Florida was changed on February 1, 1977. The data collected for January were not used in the annual report. The January revised figures were calculated by the Office of the State Courts Administrator based upon the February to December data.

^dCase definition or unit of count:
 A civil case is counted with the filing of a petition or complaint.
 The criminal case unit of count is the number of defendants on the information, indictment, or complaint arising from a single criminal episode.
 A jury trial is counted when the jury is sworn.
 A non-jury trial is counted at the point when an opening statement or the introduction of any evidence occurs. All civil cases not disposed by jury trial or dismissed before trial are considered disposed by judge (non-jury trial).

^mCategories for disposition type or trial data:
Civil trial data do not include **estate** or **appeal** cases.
Criminal trial and disposition data totals do not include **appeals**.

Source: Office of State Courts Administrator, Florida Judicial System Statistical Report 1977 (Tallahassee, Florida). Statistics are from the annual report except that totals have been computed where necessary.

FLORIDA COUNTY COURT^b
 Court of limited jurisdiction
 67 counties, 190 judges
 January 1, 1977 to December 31, 1977

	Beginning pending	Filed	Disposed	End pending
Civil^d:				
Law:				
Summary procedure ^j	N/A	176,405	171,546	N/A
Other civil cases ^j	N/A	46,410	41,825	N/A
Total	N/A	222,815	213,371	N/A
Total civil	N/A	222,815	213,371	N/A
Criminal^d:				
Misdemeanor	N/A	195,653	159,468	N/A
Ordinance violation:				
Municipal ordinance	N/A	45,252	36,955	N/A
County ordinance	N/A	15,403	17,566	N/A
Total	N/A	60,655	54,521	N/A
Total criminal	N/A	256,308	213,989	N/A
Traffic:				
Other traffic violation:				
Civil infractions	N/A	1,504,199	1,378,036	N/A
Criminal cases	N/A	432,259	409,547	N/A
Total	N/A	1,936,458	1,787,583	N/A
Total traffic	N/A	1,936,458	1,787,583	N/A
Grand total	N/A	2,415,581	2,214,943	N/A

	<u>Trial^d</u>		
	Jury	Non-jury	Total
Civil	62	132,856	132,918
Criminal	1,948	13,400	15,348
Traffic ^a	1,197	51,703	52,900
Total	3,207	197,959	201,166

Civil dispositions
 Dismissed before hearing ...80,453

<u>Traffic dispositions</u>	
Civil infractions:	
After hearing	210,778
Other than hearing	1,167,258
Criminal cases:	
Bond estreature	12,131
Plea	228,397
Other	116,119

<u>Criminal dispositions</u>	
Jury trial:	
Conviction	519
Acquittal or dismissed ..	899
Convicted after plea ...	383
Adjudication withheld ...	147
Non-jury trial:	
Conviction	5,435
Acquittal or dismissed ..	3,833
Convicted after plea ...	2,678
Adjudication withheld ...	1,454
Before trial:	
Convicted after plea	103,167
Adjudication withheld ...	19,025
Dismissed	50,499
Transferred to another court	2,077
Other	23,872

Boldface headings indicate the classifications used by the NCSP.
 N/A = This case type is handled by the court, but the data are unavailable.

^bParticular court or reporting system information:
 The data collection process for Florida was changed on February 1, 1977. The data collected for January were not used in the annual report.
 The January revised figures were calculated by the Office of the State Courts Administrator based upon the February to December data.

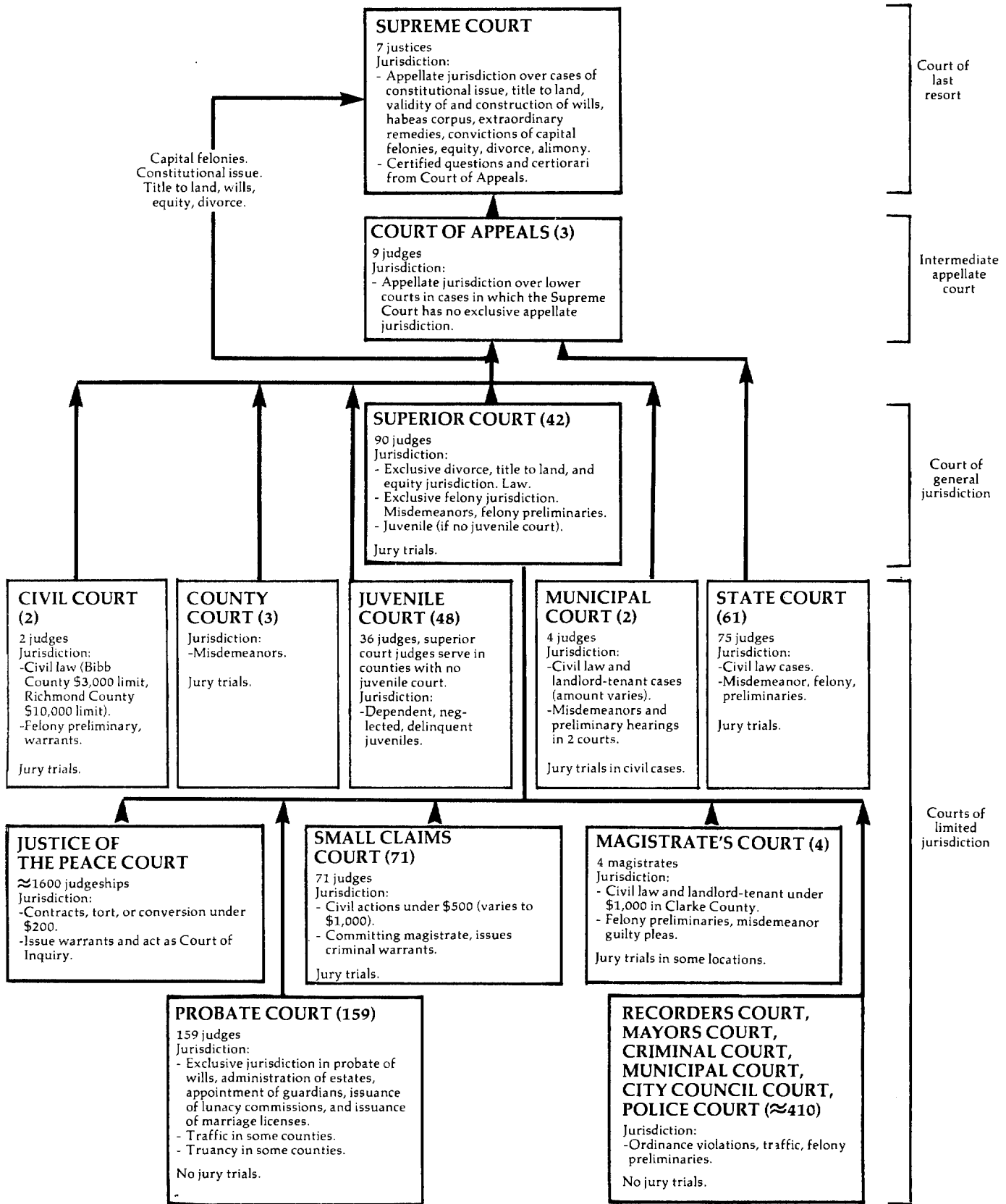
^dCase definition of unit of count:
 A civil case is counted with the filing of a petition or complaint.
 The criminal case unit of count is the number of defendants on the information, indictment, or complaint, from a single criminal episode.
 A jury trial is counted when the jury is sworn.
 A non-jury trial is counted at the point when an opening statement or the introduction of any evidence occurs. All civil cases not disposed by jury trial or dismissed before trial are considered disposed by judge (non-jury trial).

^jExplanation of data included in the category:
 Summary procedure cases are those involving \$0 to \$1,500 in damages.
 Other civil cases are those involving \$1,500 to \$2,500 as well as nonmonetary civil cases.

^mInformation on disposition type or trial data:
 Trials are held for criminal traffic cases only. Hearings are held for civil infractions; these hearings are not included with the trial data.

Source: Office of State Courts Administrator, Florida Judicial System Statistical Report 1977 (Tallahassee, Florida). Statistics are from the annual report except that totals have been computed where necessary.

GEORGIA COURT SYSTEM, 1977



↑ Indicates route of appeal.

GEORGIA SUPREME COURT^b
Court of last resort
7 Justices
July 1, 1976 to June 30, 1977

	Beginning pending	Filed	Disposed	End pending
Cases:				
Appeals:				
Civil	191	560	571	180
Criminal	79	318	323	74
Total appeals	270	878	894	254
Other cases:				
Requests to appeal:				
Applications for certiorari	90	366	348	108
Applications (habeas corpus)	42	159	182	19
Applications for interlocutory appeal	9	93	96	38
Total	141	618	626	1308
Total other cases	141	618	626	1308
Total cases	411	1,496	1,520	3848

Manner of disposition

Written opinion	734
Orders	303
Transfer	74
Withdrawal	51
Dismissed	18

Boldface headings indicate the classifications used by the NCSP.

^bParticular court or reporting system information:

The Georgia Supreme Court has changed from calendar year to fiscal year as their court year for statistical reporting purposes. As a result, data reported for this court includes a six-month overlap with data for this court contained in the 1976 edition of this report.

⁸Change in pending does not equal the difference between filings and dispositions:

Figures are as given in the unpublished data.

Source: Unpublished data supplied by the clerk of the Supreme Court.

GEORGIA COURT OF APPEALS
Intermediate appellate court
3 divisions, 9 Judges
January 1, 1977 to December 31, 1977

	Beginning pending	Filed	Disposed	End pending
Cases:				
Appeals:				
Civil	0	1,077	1,077	0
Criminal	0	634	634	0
Appeal of administrative agency case	0	125	125	0
Total appeals	0	1,836	1,836	0
Other cases:				
Original proceedings				
Requests to appeal:				
Application in interlocutory matter	0	296	296	0
Total other cases	0	296	296	0
Total cases	0	2,132	2,132	0

Disposition of appeals

Affirmed	1,028
Reversed	394
Remanded	20
Reversed and remanded	27
Affirmed in part/reversed in part	60
Dismissed, withdrawn, or stricken from docket	234
Transfer to Supreme Court	73

Boldface headings indicate the classifications used by the NCSP.

Source: Unpublished data provided by the clerk of the Court of Appeals. Statistics are from the unpublished data except that totals have been computed where necessary.

GEORGIA SUPERIOR COURT^{c1}
 Court of general jurisdiction
 42 circuits, 90 judges
 July 1, 1976 to June 30, 1977

	Beginning pending ^d	Filed	Disposed ^d	End pending ^d
Civil^d:				
Domestic relations	37,293 ^h	53,235	47,270	43,258
Other civil:				
Civil general	38,087 ^h	32,931	28,570	42,448
Independent motions	15,393 ^h	18,178	14,841	18,730
Total	53,480 ^h	51,109	43,411	61,178
Total civil	90,773 ^h	104,344	90,681	104,436
Criminal^d:				
Felony	13,405 ^h	30,291	27,665	16,031
Misdemeanor	8,423 ^h	15,698	14,549	9,572
Total criminal	21,828 ^h	45,989	42,214	25,603
Traffic:				
Total traffic	3,082 ^h	11,138	11,075	3,145
Grand total	115,683 ^h	161,471	143,970	133,184

Trial^{d1m}

	Jury	Non-jury	Total
Civil:			
Domestic relations	321	30,139	30,460
Other civil	1,685	7,603	9,288
Total	2,006	37,742	39,748
Criminal (counts):			
Felony	2,638	358	2,996
Misdemeanor	192	164	356
Total	2,830	522	3,352
Traffic (counts)	70	23	93
Grand total	4,906	38,287	43,193

Civil dispositions^{1m}

	Before trial judgment	Dismissal or settlement
Domestic relations	7,721	9,089
Other civil	17,213	16,910
Total	24,934	25,999

Criminal dispositions^{1m}

	Felony	Misdemeanor	Total
Pleas	24,242	7,905	32,147
Bond	--	2,472	2,472
Dismissal	6,756	4,769	11,525
Dead docket ^m	X	X	1

Traffic dispositions^{1m}

Pleas	4,269
Bond	6,197
Dismissal/nolle prosequi	1,083
Dead docket ^m	82

Boldface headings indicate the classifications used by the NCSP.

X = The data for this case type are known to be included in the total but were not available by category.

-- = Not applicable.

^cJudge information:

Superior Court judges handle **juvenile** cases in those counties without Juvenile Courts. These cases are included on the Juvenile Court statistical profile.

^dCase definition or unit of count:

A civil case is counted with the filing of a petition or complaint.
 The criminal case unit of count is the number of defendants on the indictment or accusation.
 A jury trial is counted if tried to verdict.
 A non-jury trial is counted if tried to decision.

^hFigure was computed:

Beginning pending figure was computed from filing, disposition, and end pending data.

ⁱData are not complete:

Beginning pending figure represents only cases filed between July 1, 1970, and June 30, 1976 that were not disposed prior to July 1, 1976.
 Disposed and end pending figures represent only cases filed between July 1, 1970, and June 30, 1977 that were either disposed during or still pending at the end of 1977.

^lSpecial source or revision in data:

All trial and disposition information was supplied by the state court administrative office during the process of data verification.

^mInformation on disposition type or trial data:

"Dead docket" refers to **criminal** or **traffic** cases which were placed on inactive status.

Trial and disposition category figures do not equal total dispositions for **other civil**, **criminal**, and **traffic** cases as a result of the use of differing counting methods in some circuits. Figures for trials and types of dispositions are given by the number of counts involved.

Source: Administrative Office of the Courts, Fourth Annual Report (Atlanta, Georgia: February, 1978), and unpublished data provided by the administrative office of the courts. Statistics are from the annual report and unpublished data except that totals have been computed where necessary.

GEORGIA STATE COURT¹ AND COUNTY COURT
Court of limited jurisdiction
61 courts, 75 judges; 3 courts
July 1, 1976 to June 30, 1977

	Beginning pending	Filed	Disposed	End pending
Civil^d:				
Civil general	25,933 ^h	67,225	63,769	29,391 ¹
Independent motion ^b	12,179 ^h	47,714	43,609	16,284 ¹
Total civil	38,114 ^h	114,939	107,378	45,675 ¹
Criminal^d:				
Misdemeanor	X	63,353	55,853	X
Total criminal	X	63,353	55,853	X
Traffic:				
Total traffic	X	155,713	151,195	X
Grand total	80,347^h	334,005	314,426	99,926¹

Trial^{dm}

	Jury	Non-jury	Total
Civil	949	4,199	5,148
Criminal	729	2,108	2,837
Traffic	276	4,432	4,708
Total	1,954	10,739	12,693

Civil dispositions^{lm}

Judgment	84,780
Dismissal	24,550

Criminal dispositions^{lm}

Plea	34,407
Bond	6,106
Dismissal/nolle prosequi.	13,286
Dead docket ^m	2,089

Traffic dispositions^{lm}

Plea	56,426
Bond	87,121
Dismissal/nolle prosequi.	13,235
Dead docket ^m	1,177

Boldface headings indicate the classifications used by the NCSP.

X = The data for this case type are known to be included in the total but were not available by category.

^bParticular court or reporting system information:

Independent motion cases were first counted in fiscal year 1977.

^dCase definition or unit of count:

A civil case is counted with the filing of a petition or complaint.

The criminal case unit of count is the number of defendants on the indictment or accusation.

A jury trial is counted if tried to verdict.

A non-jury trial is counted if tried to decision.

^hFigure was computed:

Beginning pending figures were computed from filed, disposed, and end pending data given in the annual report.

¹Data are not complete:

Figures do not include the State Court of DeKalb County.

^lSpecial source or revision in data:

All end pending, trial, and type of disposition information was supplied by the state court administrative office during the process of data verification.

^mInformation on disposition type or trial data:

"Dead docket" refers to criminal or traffic cases which were put on inactive status.

Trial and disposition category figures do not equal total dispositions for civil, criminal, and traffic cases as a result of the use of differing counting methods. Figures for trials and types of dispositions are given by the number of counts involved.

Source: Administrative Office of the Courts, Fourth Annual Report (Atlanta, Georgia: February, 1978); and unpublished data provided by the administrative office of the courts. Statistics are from the annual report and unpublished data except that totals have been computed where necessary.

GEORGIA PROBATE COURT¹
Court of limited jurisdiction
159 counties, 159 judges
July 1, 1976 to June 30, 1977

	Beginning pending	Filed	Disposed	End pending
Civil:				
Estate	N/A	N/A	N/A	N/A
Total civil	N/A	N/A	N/A	N/A
Criminal^d:				
Misdemeanor	X	3,470	3,501	X
Total criminal	X	3,470	3,501	X
Traffic:				
Total traffic	X	116,152	114,549	X
Grand total	8,489^{h1}	119,622ⁱ	118,050^d	10,061^d

	<u>Trial^{d1m}</u>			<u>Criminal dispositions^{1m}</u>			<u>Traffic dispositions^{1m}</u>				
	Jury	Non-jury	Total	Plea	Bond	Dismissal/nolle prosequi..	Dead docket	Plea	Bond	Dismissal	Dead docket
Criminal	--	27	27	1,170	2,052	266	1	30,734	77,637	6,291	3
Traffic	--	496	496								
Total	--	523	523								

Boldface headings indicate the classifications used by the NCSP.
N/A = This case type is handled by the court, but the data are unavailable.
X = The data for this case type are known to be included in the total but were not available by category.
-- = Not applicable.

^dCase definition or unit of count:
The criminal case unit of count is the number of defendants on the indictment or accusation.
A non-jury trial is counted if tried to decision.

^hFigure was computed:
Beginning pending figure was calculated from filed, disposed, and end pending data.

ⁱData are not complete:
Grand total figures do not include civil cases. Although civil cases are handled by the Probate Court, no data concerning them were available for inclusion in the court profile.

¹Special source or revision in data:
Corrections were made to all caseload inventory data for this court during the process of data verification.
Trial and disposition type data were supplied by the state court administrative office during data verification.

^mInformation on disposition type or trial data:
"Dead docket" refers to criminal or traffic cases which were put on inactive status.
Trial and disposition category figures do not equal total dispositions for criminal and traffic cases as a result of the use of different counting methods. Figures for trials and types of dispositions are given by the number of counts involved.

Source: Administrative Office of the Courts, Fourth Annual Report (Atlanta, Georgia: February, 1978). Statistics are from the annual report except that totals have been computed where necessary, and additional data and corrections were supplied by the administrative office of the court during data verification.

GEORGIA JUVENILE COURT¹
Court of limited jurisdiction
48 courts, 36^c judges
July 1, 1976 to June 30, 1977

	Beginning pending	Filed ^d	Disposed ^d	End pending
Traffic:				
Other traffic violation:				
Juvenile traffic	X	2,982 ^d	2,789 ^d	X
Total traffic	X	2,982 ^d	2,789 ^d	X
Juvenile:				
Criminal-type offense:				
Delinquent	X	14,851 ^d	16,207 ^d	X
Status offense:				
Unruly	X	5,435 ^d	5,608 ^d	X
Non-offense:				
Deprived	X	1,305 ^d	2,267 ^d	X
Other juvenile:				
Special proceedings	X	1,069 ^d	878 ^d	X
Total juvenile	X	22,660 ^d	24,960 ^d	X
Grand total	6,278^{h1}	25,642^d	27,749^d	4,171^{d1}

(continued on next page)

Boldface headings indicate the classifications used by the NCSP.

X = The data for this case type are known to be included in the total but were not available by category.

CJudge information:

There were 7 full-time and 29 part-time Juvenile Court Judges, 6 State Court Judges, 37 Superior Court Judges, and 19 appointed referees serving as Juvenile Court Judges and handling cases.

Superior Court judges handle juvenile cases in those counties without a separate Juvenile Court. Those cases are included in these Juvenile Court figures.

hFigure was computed:

Beginning pending figure was computed from filed, disposed, and end pending data.

dData are not complete:

Data were not available for Stone Mountain Circuit. Waycross Circuit reported filings only.

JExplanation of data included in the category:

Filed figures are the number of children against which formal petitions were filed in Superior, State, or Juvenile Courts.

Disposed figures are the number of counts disposed in formal petition hearings conducted by Superior, State, or Juvenile Court judges.

lSpecial source or revision in data:

The total end pending figure was supplied by the state court administrative office during data verification.

Source: The Administrative Office of the Courts, Fourth Annual Report (Atlanta, Georgia: February, 1978). Statistics are from the annual report except that totals have been computed where necessary, and additional information was supplied by the administrative office of the courts during data verification.

GEORGIA MUNICIPAL COURT
Court of limited jurisdiction
2 courts, 4 judges
July 1, 1976 to June 30, 1977

There were no data available for cases handled in the Municipal Court for fiscal year 1977.

GEORGIA CIVIL COURT
Court of limited jurisdiction
2 courts, 2 judges
July 1, 1976 to June 30, 1977

There were no data available for cases handled in the Civil Court for fiscal year 1977.

GEORGIA SMALL CLAIMS COURT
Court of limited jurisdiction
71 courts, 71 judges
July 1, 1976 to June 30, 1977

There were no data available for cases handled in the Small Claims Court for fiscal year 1977.

GEORGIA MAGISTRATE'S COURT
Court of limited jurisdiction
4 courts, 4 magistrates
July 1, 1976 to June 30, 1977

There were no data available for cases handled in the Magistrate's Court for fiscal year 1977.

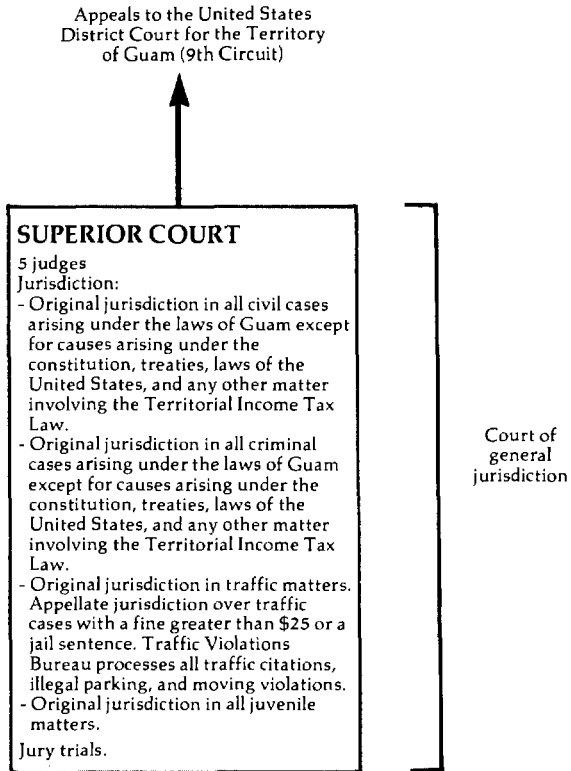
GEORGIA JUSTICE OF THE PEACE COURT
Court of limited jurisdiction
≈1600 Judgeships
July 1, 1976 to June 30, 1977

There were no data available for cases handled in the Justice of the Peace Court for fiscal year 1977.

**GEORGIA RECORDER'S COURT, MAYOR'S COURT, MUNICIPAL COURT,
CITY COUNCIL COURT, POLICE COURT, AND CRIMINAL COURT**
Court of limited jurisdiction
≈ 410 courts
July 1, 1976 to June 30, 1977

There were no data available for cases handled in the Recorder's Court, Mayor's Court, Municipal Court, City Council Court, Police Court, or Criminal Court for fiscal year 1977.

GUAM COURT SYSTEM, 1977



↑ Indicates route of appeal.

GUAM SUPERIOR COURT
 Court of general jurisdiction
 1 court, 5 judges
 January 1, 1977 to December 31, 1977

	Beginning pending	Filed	Disposed	End pending
Civil^d:				
Law:				
Civil	1,793	1,067	656	2,204
Small claims	1,912	2,257	1,211	2,958
Real property rights:				
Land registration	143	39	50	132
Domestic relations:				
Domestics	269	692	524	437
Estate	754	166	93	827
Other civil:				
Special proceedings	<u>276</u>	<u>600</u>	<u>521</u>	<u>355</u>
Total civil	5,147	4,771	3,055	6,913
Criminal^d:				
Felony	173	356	310	219
Misdemeanor	<u>523</u>	<u>369</u>	<u>750</u>	<u>142</u>
Total criminal	696	725	1,060	361
Traffic:				
Total traffic	2,878	15,877	15,452	3,303
Juvenile:				
Criminal-type offense:				
Juvenile delinquency	85	273	214	144
Other juvenile:				
Juvenile special proceedings	<u>171</u>	<u>217</u>	<u>151</u>	<u>237</u>
Total juvenile	256	490	365	381
Grand total	8,977	21,863	19,932	10,958

Boldface headings indicate the classifications used by the NCSP.

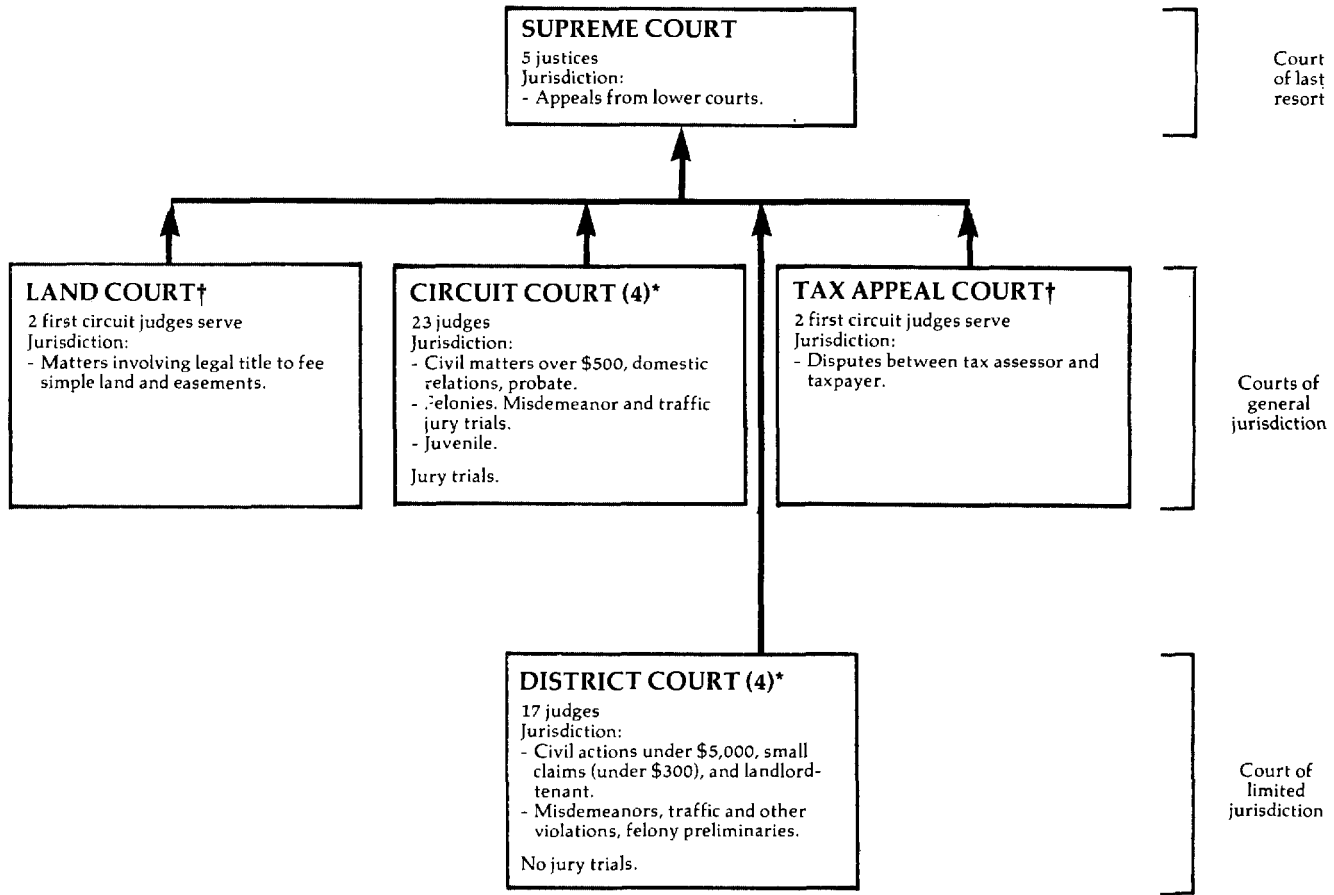
^dCase definition or unit of count:

A civil case is counted with the filing of a petition or complaint.

The criminal case unit of count is the number of informations, indictments, or complaints.

Source: Superior Court of Guam, 1979 Judicial Plan (Agana, Guam). Statistics are from the Judicial Plan except that totals have been computed where necessary.

HAWAII COURT SYSTEM, 1977



Indicates route of appeal

† The Land Court and Tax Appeal Court hear special cases, but are considered general jurisdiction courts for this report because circuit judges serve.

* The Circuit Court and District Court are both courts of record. District Courts hear high volume cases. Circuit Courts hear all jury trials. For purposes of this report, the Circuit courts are considered courts of general jurisdiction since they handle felony cases.

HAWAII SUPREME COURT
Court of last resort
5 Justices
July 1, 1976 to June 30, 1977

	Beginning pending	Filed	Disposed	End pending
Cases:				
Appeals:				
Civil	196	184	97	283
Criminal:				
Criminal	111	114	41	184
Traffic	9	5	6	8
Total	120	119	47	192
Total appeals	316	303	144	475
Other cases¹:				
Original proceedings:				
Original jurisdiction:				
Habeas corpus	11	51	21	41
Prohibition	21	41	41	21
Mandamus	0 ¹	11	0 ¹	11
Other	1	3	3	1
Total	4	13	9	8
Requests to appeal				
Total other cases	4	13	9	8
Total cases	320	316	153	483
Other proceedings:				
Rehearing requests	2	13	13	2
Other matters:				
Motions	26	421	397	50
Total other proceedings	28	434	410	52

	<u>Manner of disposition</u>					<u>Disposition of cases</u>		<u>Appeals</u>
	<u>Written opinion^m</u>	<u>Motion to dismiss and granted</u>	<u>Withdrawals and discontinued</u>	<u>Other</u>	<u>Total</u>	<u>Affirmed (including reversed in part and modified and affirmed)</u>	<u>Reversals (including remands).....</u>	
Appeals:								
Civil	55	1	39	2	97			54
Criminal:								
Criminal	22	1	18	0	41			22
Traffic	5	0	1	0	6			
Original proceedings ..	5	0	1	3	9			
Rehearing requests.....	3	0	0	10	13			
Motions.....	17	0	0	380	397			
Total.....	107	2	59	395	563			11

Time interval¹(average months)

	<u>Civil</u>	<u>Criminal</u>	<u>Other</u>
Appeal filed to regular opinion filed	25.3	20.7	29.3
Appeal filed to memorandum opinion filed	17.4	12.4	0.0

Boldface headings indicate the classifications used by the NCSP.

¹Special source or revision in data:

Data were supplied by the office of the clerk of the Supreme Court.

^mCategories for disposition type or trial data:

Written opinions include both full and per curiam opinions. There were 118 opinions written on 107 cases.

Source: Administrative Director of the Courts, State of Hawaii: Annual Report 1976-1977 (Honolulu, Hawaii: 1978), and unpublished data provided by the clerk of court. Source of case data is included in the annual report. Statistics are from the annual report and unpublished data except that totals have been computed where necessary, and additional data have been supplied during verification by the clerk of court.

HAWAII CIRCUIT COURT
Court of general jurisdiction
4 circuits, 23^C Judges
July 1, 1976 to June 30, 1977

	Beginning pending	Filed	Disposed	End pending
Civil^d:				
Tort:				
Auto tort:				
Personal injury or property damage or both, motor vehicle ..	1,376	655	763	1,268
Other tort:				
Personal injury or property damage or both, non-motor vehicle	897	414	444	867
Total	2,273	1,069	1,207	2,135
Contract	1,778	1,428	1,327	1,879
Real property rights:				
Condemnation	133	131	44	220
Land ^j	9	0	0	9
Mechanics' and materialmen's lien	131	198	152	177
Total	273	329	196	406
Domestic relations:				
Marriage dissolution:				
Divorce	2,592	5,548	5,193	2,947
Annulment	22	22	31	13
Separation and separate maintenance	92	143	115	120
Total	2,706	5,713	5,339	3,080
Support/custody:				
Uniform reciprocal enforcement	383	1,338	1,060	661
Adoption:				
Adoption proceedings	409	721	694	436
Other domestic relations:				
Paternity/parental proceedings	298	764	436	626
Miscellaneous proceedings--Family Court ^j	534 ^j	1,197 ^j	1,009 ^j	722 ^j
Adults' referrals	284	784	700	368
Supplemental proceedings--Family Court	1,761	2,088	1,711	2,138
Total	2,877	4,833	3,856	3,854
Total	6,375	12,605	10,949	8,031
Estate:				
Probate/wills/intestate:				
Regular probate	2,312	922	816	2,418
Small estate over \$700	439	502	479	462
Small estate under \$700	253	296	290	259
Total	3,004	1,720	1,585	3,139
Guardianship/conservatorship/trusteeship:				
Guardianship proceedings	4,022	315	294	4,043
Total	7,026	2,035	1,879	7,182
Mental health				
	(j)	(j)	(j)	(j)
Other civil:				
Naturalization	183	723	690	216
Other civil action	1,980	1,458	1,068	2,370
Other special proceedings	421	309	99	631
Supplemental proceedings ^j	825	681	494	1,012
District Court transfers ^j	117	126	86	157
Total	3,526	3,297	2,437	4,386
Total civil	21,251	20,763	17,995	24,019
Criminal^d:				
Felony^l	1,622	1,656	1,271	2,007
Misdemeanor^l	468	297	235	530
Other criminal:				
Criminal actions in Family Court	15	39	24	30
Total criminal	2,105	1,992	1,530	2,567
Traffic:				
DWI/DUI:				
Driving under the influence	9	12	10	11
Other traffic violation:				
Traffic offenses	34	21	16	39
Juvenile traffic	70	75	100	45
Total	104	96	116	84
Total traffic	113	108	126	95

(Continued on next page)

Juvenile:				
Criminal-type offense:				
Law violation	2,121	5,157	5,242	2,036
Status offense:				
Needing protective supervision	461	1,478	1,421	518
Non-offense:				
Needing services	150	191	174	167
Other juvenile:				
Other	95	282	239	138
Supplemental proceedings	449	967	861	555
Total	<u>544</u>	<u>1,249</u>	<u>1,100</u>	<u>693</u>
Total juvenile	3,276	8,075	7,937	3,414
Grand total	26,745	30,938	27,588	30,095

<u>Trial^d</u>			<u>Criminal dispositions</u>		
	<u>Jury</u>	<u>Non-jury</u>	<u>Total</u>		
Civil:					
Tort:					
Auto tort	29	10	39		
Other tort	27	21	48		
Total	56	31	87		
Contract	6	45	51		
Real property rights	1	4	5		
Domestic relations	8	10	18		
Other civil	24	75	99		
Total civil	95	165	260		
Criminal:					
Felony and misdemeanor ...	239	97	336		
Other criminal	0	1	1		
Total criminal	239	98	337		
Traffic:					
DWI/DUI	3	0	3		
Other traffic violation ..	2	1	3		
Total traffic	5	1	6		
Grand total	339	264	603		

<u>Criminal dispositions</u>			<u>Traffic dispositions</u>		
	<u>Felony and Misdemeanor</u>	<u>Other criminal</u>	<u>Total</u>		
Plea (no trial held)	618	2	620		
Dismissal	62	6	68		
Nolle prosequi (no service)	368	15	383		

<u>Traffic dispositions</u>			<u>Other traffic</u>		
	<u>DWI/DUI</u>	<u>violation</u>	<u>Total</u>		
Contested hearing (juvenile)	--	7	7		
Uncontested hearing (juvenile)	--	35	35		
Dismissed	1	0	1		
Nolle prosequi (no service)	1	1	2		
Plea (no trial held)	2	2	4		
Counseling service (juvenile)	--	44	44		

<u>Civil dispositions</u>								
	<u>Auto tort</u>	<u>Other tort</u>	<u>Contract</u>	<u>Real property rights</u>	<u>Domestic relations</u>	<u>Estate</u>	<u>Other civil</u>	<u>Total</u>
Contested hearing	0	0	0	12	1,378	8	77	1,475
Uncontested hearing	5	1	46	24	5,526	1,339	806	7,747
Dismissal	544	296	530	36	--	21	691	2,118
No service	16	11	34	0	--	--	24	85
No answer	45	19	396	1	--	--	100	561
No statement of readiness	11	13	56	0	--	--	42	122
No trial held	76	32	44	2	471	--	37	662
Counseling service	--	--	--	--	685	--	--	685

<u>Juvenile dispositions</u>					
	<u>Criminal-type offense</u>	<u>Status offense</u>	<u>Non-offense</u>	<u>Other juvenile</u>	<u>Total</u>
Contested hearing	654	16	13	2	685
Uncontested hearing	2,145	269	140	665	3,219
Counseling service	2,134	1,079	14	142	3,369

Boldface headings indicate the classifications used by the NCSP.
 -- = Not applicable.

^cJudge information:

There are a total of 23 (16 circuit, 2 family, and 5 district family) judges that hear Circuit Court proper and Family Court cases. In the first circuit, Family Court cases are heard by the 2 Family Court and 5 District Family Court judges. In the other three circuits, both circuit and district court judges hear Family Court cases in addition to their regular assignments. All Family Court data are included with the Circuit Court data on this table and in the summary tables in Part I of this report.

^dCase definition or unit of count:

A civil case is counted with the filing of a petition or complaint.
 The criminal case unit of count is the number of defendants on the information or indictment.
 A jury trial is counted when the jury is sworn.
 A non-jury trial is counted at the point when an opening statement or the introduction of any evidence occurs.

^jExplanation of data included in the category:

Land cases handled by the Land Court are not included.
 Miscellaneous family contains mental health cases.
 Supplemental proceedings in the other civil category include supplemental proceedings on criminal as well as civil cases.
 District Court transfers are cases initiated in the District Court that demand a jury trial.

^lSpecial source or revision in data:

Data breakdown for felony and misdemeanor cases was obtained by telephone from the administrative office of the courts.

Source: Administrative Director of the Courts, State of Hawaii: Annual Report 1976-1977 (Honolulu, Hawaii: 1978). Statistics are from the annual report except that totals have been computed where necessary, and additional data were supplied by the state court administrative office during data verification.

HAWAII LAND COURT^a
Court of general jurisdiction
2 first circuit judges serve
July 1, 1976 to June 30, 1977

	Beginning pending	Filed	Disposed	End pending
Civil^d:				
Real property rights:				
Contested land registration cases	87	44	48	83
Total civil	87	44	48	83
Grand total ^k	87	44	48	83

Boldface headings indicate the classifications used by the NCSP.

^aCourt jurisdiction:

Data for the Land Court are included with the general jurisdiction courts because circuit judges serve. The Circuit Court also handles some land cases.

^dCase definition or unit of count:

A civil case is counted with the filing of a petition or complaint.

^kAdditional information:

In addition to the 44 contested land registrations filed, there were 2,467 ex parte petitions filed.

Source: Administrative Director of the Courts, State of Hawaii: Annual Report 1976-1977 (Honolulu, Hawaii: 1978). Statistics are from the annual report except that totals have been computed where necessary.

HAWAII TAX APPEAL COURT^a
Court of general jurisdiction
2 first circuit judges serve
July 1, 1976 to June 30, 1977

	Beginning pending	Filed	Disposed	End pending
Civil^d:				
Appeal:				
Appeal of administrative agency case	30	43	48	25
Total civil	30	43	48	25
Grand total	30	43	48	25

Boldface headings indicate the classifications used by the NCSP.

^aCourt jurisdiction:

Data for the Tax Appeal Court are included with the general jurisdiction courts because circuit judges serve.

^dCase definition or unit of count:

A civil case is counted with the filing of a petition or complaint.

Source: Administrative Director of the Courts, State of Hawaii: Annual Report 1976-1977 (Honolulu, Hawaii: 1978). Statistics are from the annual report except that totals have been computed where necessary.

HAWAII DISTRICT COURT
Court of limited jurisdiction
4 districts, 17^c Judges
July 1, 1976 to June 30, 1977

	Beginning pending	Filed	Disposed	End pending
Civil^d:				
Tort	962	859	671	1,150
Contract:				
Assumpsit	3,760	8,004	7,644	4,120
Small claims	467	1,279	1,254	492
Real property rights:				
Summary possession	667	690	573	784
Appeal:				
Appeal of administrative agency case:				
Nonpayment of taxes	252	47	47	252
Other civil	65	135	141	59
Total civil	6,173	11,014	10,330	6,857
Criminal^d:				
Misdemeanor	X	X	15,802	X
Ordinance violation:				
Other violations	588	19,238	18,926	900
Preliminary hearing:				
Felony	X	X	917	X
Total criminal	4,080	36,585	35,645	5,020
Traffic:				
DWI/DUI:				
Driving under the influence	819	1,877	1,785	911
Parking	693	435,472	432,005	4,160
Other traffic violation:				
Moving arrest and citation	29,422	132,532	131,912	30,042
Non-moving	15,322	49,005	45,406	18,921
Total	44,744	181,537	177,318	48,963
Total traffic	46,256	618,886	611,108	54,034
Grand total	56,509	666,485	657,083	65,911

	Non-jury trial ^d	Civil dispositions			Commitment to Circuit Court, jury trial demanded
		Discontinuance/dismissed	Default/confession	Stricken	
Civil:					
Tort		325	245	0	31
Contract	70	1,809	5,678	1	22
Small claims	134	579	342	0	2
Real property rights	331	216	293	0	28
Appeal of administrative agency case	36	11	36	0	0
Other civil	9	84	47	0	1
Total civil	580	3,024	6,641	1	84

Criminal dispositions			Traffic dispositions				
Misdemeanor and ordinance violation:	Misdemeanor violation	Ordinance violation	Total	DWI/DUI	Parking violation	Other traffic violation	Total
Nolle prosequi	1,063	524	1,587	32	1,100	1,528	2,660
Total conviction	6,995	955	7,950	1,501	12,523	49,279	63,303
Discharge/dismissal	4,995	1,765	6,760	117	46,415	21,904	68,436
Stricken	924	589	1,513	77	9,907	35,148	45,132
Bail forfeiture	1,523	14,893	16,416	45	361,856	69,324	431,225
Commitment to Circuit Court, jury trial demanded	302	200	502	13	204	135	352
Preliminary hearing:							
Stricken or discharged	--	--	251				
Committed to grand jury	--	--	462				
Committed to circuit court	--	--	204				

Boldface headings indicate the classification used by the NCSP.

X = The data for this case type are known to be included in the total but were not available by category.

-- = Not applicable.

^cJudge information:

The five district judges in the second, third, and fifth circuits hear Family Court cases in addition to their regular assignments. These Family Court cases are displayed with the Circuit Court data in this report.

^dCase definition or unit of count:

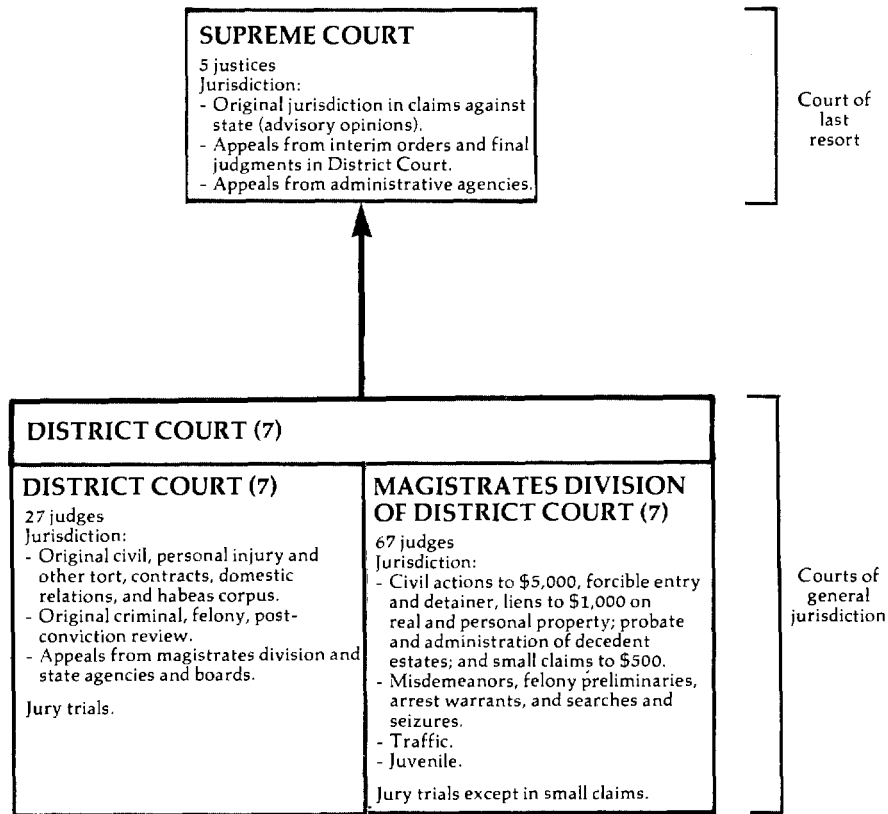
A civil case is counted with the filing of a petition or complaint.

The criminal case unit of count is the individual offense on the information or complaint.

A non-jury trial is counted at the point when an opening statement or the introduction of any evidence occurs.

Source: Administrative Director of the Courts, State of Hawaii: Annual Report 1976-1977 (Honolulu, Hawaii: 1978). Statistics are from the annual report except that totals have been computed where necessary.

IDAHO COURT SYSTEM, 1977



↑ Indicates route of appeal.

IDAHO SUPREME COURT
Court of last resort
5 Justices
January 1, 1977 to December 31, 1977

Cases:	Beginning pending	Filed ^J	Disposed	End pending
Appeals:				
Civil:				
Auto negligence	6	2	3	5
Other negligence	4	2	3	3
Tax appeals	10	1	2	9
Domestic relations	16	12	13	15
Environment/zoning	3	0	2	1
Other	185 ^f	175	117	243
Total	224 ^f	192	140	276
Criminal:				
Judgments	82 ^f	80	61	101
Other	14	21	18	17
Total	96 ^f	101	79	118
Postconviction remedy:				
Postconviction relief	7 ^f	3	5	5
Habeas corpus appeals	8	3	6	5
Total	15 ^f	6	11	10
Appeal of administrative agency case:				
Workmen's compensation	35	27	30	32
Public utility commission	9	8	4	13
Total	44	35	34	45
Juvenile:				
YRA and CPA ^J	1	5	1	5
Other appeals:				
Interlocutory appeals	0	6	2	4
Total appeals	380 ^f	345	267	458
Other cases:				
Original proceedings:				
Original jurisdiction:				
Habeas corpus	0 ^f	7	5	2
Mandamus	4	10	10	4
Prohibition	3 ^f	3	5	1
Other	8	8	15	1
Total	15	28	35	8
Disciplinary matter:				
Disciplinary	4	1	2	3
Total	19	29	37	11
Requests to appeal				
Total other cases	19	29	37	11
<hr/>				
Total cases	399 ^f	374	304	469
Other proceedings:				
Rehearing requests	31 ^h	40	33	38 ^l
Other matters:				
Extension of time	26 ^h	486	480	272 ^l
Motion to dismiss	114 ^h	148	137	125 ^l
Other	269 ^h	429	392	306 ^l
Total	649 ^h	1,063	1,009	703 ^l
Total other proceedings	680	1,103	1,042	741

Manner of disposition

	Appeals				Original jurisdiction	Total
	Civil and juvenile	Criminal and postconviction remedy	Administrative agency	Total		
Cases disposed with opinion	90	50	25	165	4	169 ^m
Number of majority opinions	78	23	17	118	4	122 ^m
Per curiam opinions	12	27	8	47	0	47 ^m
Cases disposed without opinion	53	40	9	102	31	133

Boldface headings indicate the classifications used by the NCSF.

Blank space = Not enough information is known. The case category may or may not be handled by the court.

N/A = This case type is handled by the court, but the data are unavailable.

^fBeginning pending figure for the 1977 court year does not equal the end pending figure for the 1976 court year:

Corrections were made based on an inventory of cases.

^hFigure was computed:

Beginning pending figure was calculated from filing, disposition, and end pending data.

^JExplanation of data included in the category:

Filed figures include cases added and cases transferred.

YRA cases are juvenile delinquency cases filed under the Youth Rehabilitation Act. CPA cases involve dependent or neglected children petitions filed under the Child Protection Act.

^lSpecial source or revision in the data:

End pending data for other proceedings were supplied by the clerk of the court during data verification.

^mInformation on disposition type or trial data:

In addition to the 122 majority and 47 per curiam opinions, there were 27 dissenting and 21 special concurring opinions.

Source: Administrative Office of the Courts, *The Idaho Courts 1977 Annual Report* and *The Idaho Courts 1977 Annual Report Appendix* (Boise, Idaho). Statistics are from the annual report except that totals have been calculated where necessary, and additional data were supplied by the clerk of the court during data verification.

IDAHO DISTRICT COURT
 Court of general jurisdiction
 7 districts, 27 judges
 January 1, 1977 to December 31, 1977

	Beginning pending	Filed	Disposed	End pending
Civil^d:				
Tort:				
Personal injury/property damage	1,246 ^{fh}	953	949	1,250
Small claims	0 ^{fh}	3	0	3
Domestic relations:				
Support/custody:				
Support proceedings	654 ^{fh}	498	708	444
Adoption	2 ^{fh}	1	1	2
Other domestic relations:				
Domestic relations	2,276 ^{fh}	2,487	3,315	1,448
Total	2,932 ^{fh}	2,986	4,024	1,894
Estate:				
Probate/wills/intestate:				
Informal estate	9 ^{fh}	10	12	7
Formal estate	4 ^{fh}	6	8	2
Total	13 ^{fh}	16	20	9
Guardianship/conservatorship/trusteeship:				
Guardianship of minors	3 ^{fh}	2	3	2
Guardianship of incapacitated	1 ^h	2	1	2
Total	4 ^{fh}	4	4	4
Total	17 ^{fh}	20	24	13
Appeal:				
Appeal of trial court case:				
Civil appeal	133 ^{fh}	192	148	177
Special proceeding appeal]	24 ^{fh}	33	27	30
Total	157 ^{fh}	225	175	207
Extraordinary writ:				
Habeas corpus	62 ^{fh}	136	140	58
Other civil:				
Other complaints and petitions	3,852 ^{fh}	3,835	3,662	4,025
All other special hearings	30 ^{fh}	82	71	41
Total	3,882 ^{fh}	3,917	3,733	4,066
Total civil	8,296 ^{fh}	8,240	9,045	7,491
Criminal^d:				
Felony:				
Felony--drug	164 ^{fh}	440	430	174
Felony--driving while intoxicated	74 ^{fh}	188	173	89
Other felony	681 ^{fh}	2,309	2,151	839
Total	919 ^{fh}	2,937	2,754	1,102
Misdemeanor:				
Misdemeanor--drug	47 ^{fh}	84	116	15
Other misdemeanor	30 ^{fh}	207	209	28
Total	77 ^{fh}	291	325	43
Appeal	59 ^{fh}	96	100	55
Total criminal	1,055 ^{fh}	3,324	3,179	1,200
Traffic:				
DWI/DUI:				
Misdemeanor--driving while intoxicated	2 ^{fh}	14	16	0
Other traffic violation:				
Traffic	2 ^{fh}	3	3	2
Total traffic	4 ^{fh}	17	19	2
Juvenile:				
Criminal-type offense:				
Youth Rehabilitation Act--other	1 ^{fh}	1	0	2
Non-offense:				
Child Protection Act	1 ^{fh}	2	2	1
Total juvenile	2 ^{fh}	3	2	3
Grand total	9,357 ^{fh}	11,584	12,245	8,696

(continued on the next page)

<u>Trial^d</u>				
Civil:		Criminal:		
Tort	211	Felony	1,859	
Small claims	0	Misdemeanor	228	<u>Time interval (average days)</u>
Domestic relations:		Appeal	42	Days to disposition:
Support/custody	192	Total criminal	2,129	Civil
Adoption	1	Traffic:		Criminal
Other domestic relations	2,048	DWI/DUI	8	310
Total	2,241	Other traffic violation ..	1	93
Estate:		Total traffic	9	
Probate/wills/intestate	14	Juvenile:		
Guardianship/conservatorship trusteeship	2	Criminal-type offense	0	
Total	16	Non-offense	1	
Appeal:		Total juvenile	1	
Appeal of trial court case ..	81			
Extraordinary writ	33			
Other civil	1,258			
Total civil	3,840			
Grand total	5,979			

Boldface headings indicate the classification used by the MCSP.

^dCase definition or unit of count:

A civil case is counted with the filing of a petition or complaint.

The criminal case unit of count is the number of defendants on the information or indictment.

A trial is counted when it has officially begun (the jury is sworn or there is an opening statement or the introduction of any evidence).

Also included with the trial data are cases closed at hearings.

^fBeginning pending figure for the 1977 court year does not equal the end pending figure for the 1976 court year:

Corrections were made to end pending figures for the 1977 court year based on an inventory of cases. This caused the beginning pending figures for the 1977 court year, computed from filed, disposed, and end pending figures, to be different from end pending figures reported for 1976.

^hFigures were computed:

Beginning pending figures were computed from filing, disposition, and end pending data.

^jExplanation of data included in the category:

Special proceeding appeals may include some juvenile appeals.

Source: Administrative Office of the Courts, The Idaho Courts 1977 Annual Report (Boise, Idaho). Statistics are from the annual report except that totals have been computed where necessary.

IDAHO MAGISTRATES DIVISION OF DISTRICT COURT^a
 Court of general jurisdiction
 7 districts, 67 judges
 January 1, 1977 to December 31, 1977

	Beginning pending	Filed	Disposed	End pending
Civil^d:				
Tort:				
Personal injury/property damage	441 ^{fh}	655	572	524
Small claims	2,196 ^{fh}	11,807	11,547	2,456
Domestic relations:				
Support/custody:				
Support proceedings	940 ^{fh}	2,412	1,956	1,396
Adoption	237 ^{fh}	1,105	1,079	263
Other domestic relations:				
Domestic relations	1,661 ^{fh}	6,415	5,653	2,423
Total	2,838 ^{fh}	9,932	8,688	4,082
Estate:				
Probate/wills/intestate:				
Informal estate	1,888 ^{fh}	2,664	2,276	2,276
Formal estate	1,216 ^{fh}	1,073	1,181	1,108
Total	3,104 ^{fh}	3,737	3,457	3,384
Guardianship/conservatorship/trusteeship:				
Guardianship of minors	187 ^{fh}	224	154	257
Guardianship of incapacitated	194 ^{fh}	188	161	221
Total	381 ^{fh}	412	315	478
Total	3,485 ^{fh}	4,149	3,772	3,862
Extraordinary writ:				
Habeas corpus	6 ^{fh}	9	10	5
Other civil:				
Other complaints and petitions	5,802 ^{fh}	10,062	9,504	6,360
All other special hearings	260 ^{fh}	683	684	259
Total	6,062 ^{fh}	10,745	10,188	6,619
Total civil	15,028^{fh}	37,297	34,777	17,548

(continued on next page)

Idaho Magistrates Division of District Court (continued)

Criminal^d:				
Misdemeanor:				
Misdemeanor--drug	198 ^{fh}	1,148	1,142	204
Other misdemeanor	3,750 ^{fh}	19,562	19,368	3,944
Total	3,948 ^{fh}	20,710	20,510	4,148
Preliminary hearing:				
Felony--drug	86	619	633	72
Felony--driving while intoxicated	38 ^{fh}	280	269	49
Felony--all other	1,288 ^{fh}	4,511	4,258	1,541
Total	1,412 ^{fh}	5,410	5,160	1,662
Total criminal	5,360 ^{fh}	26,120	25,670	5,810
Traffic:				
DWI/DUI:				
Misdemeanor--driving while intoxicated	1,228 ^{fh}	7,561	7,196	1,593
Juvenile--driving while intoxicated	1	3	2	2
Total	1,229	7,564	7,198	1,595
Other traffic violations:				
Traffic--other than driving while intoxicated	3,784 ^{fh}	185,696	185,456	4,024
Total traffic	5,013 ^{fh}	193,260	192,654	5,619
Juvenile:				
Criminal-type offense:				
Youth Rehabilitation Act--drug	81 ^{fh}	238	259	60
Youth Rehabilitation Act--other	1,918 ^{fh}	7,024	6,886	2,056
Total	1,999 ^{fh}	7,262	7,145	2,116
Non-offense:				
Child Protection Act	252 ^{fh}	468	490	230
Total juvenile	2,251 ^{fh}	7,730	7,635	2,346
Grand total	27,652 ^{fh}	264,407	260,736	31,323

Trial^d

Civil:		Criminal:		
Tort	79	Misdemeanor	14,057	
Small claims	7,100	Preliminary hearing	1,952	<u>Time interval (average days)</u>
Domestic relations:		Total criminal	16,009	
Support/custody	720	Traffic:		<u>Days to disposition:</u>
Adoption	984	DWI/DUI	5,864	Civil
Other domestic relations	4,778	Other traffic violation ..	4,832	Criminal
Total	6,482	Total traffic	10,696	66
Estate:		Juvenile:		
Probate/wills/intestate	1,828	Criminal-type offense	3,611	
Guardianship/conservator-ship trusteeship	238	Non-offense	309	
Total	2,066	Total juvenile	3,920	
Extraordinary writ	6			
Other civil	1,833			
Total civil	17,566			
Grand total	48,191			

Boldface headings indicate the classifications used by the NCSP.

^aCourt jurisdiction: The Magistrates Division is a division of the District Court and its data are included in the general jurisdiction section of the summary tables in Part I of this report.

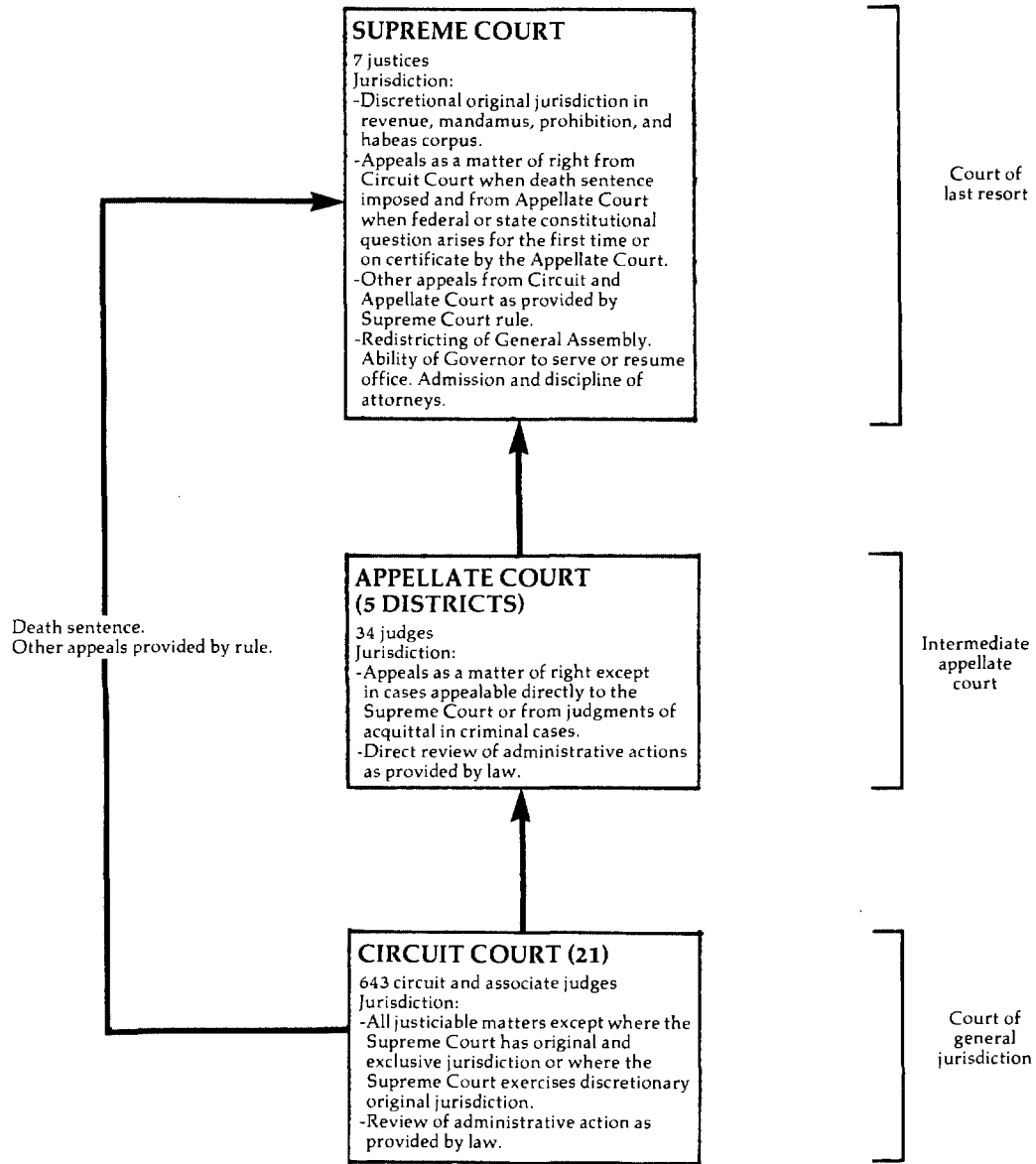
^dCase definition or unit of count: A civil case is counted with the filing of a petition or complaint. The criminal case unit of count is the number of defendants on the information, indictment, or complaint. A trial is counted when it is officially begun (the jury is sworn or there is an opening statement or the introduction of any evidence). Also included with the trial data are cases closed at hearings.

^fBeginning pending figure for the 1977 court year does not equal the end pending figure for the 1976 court year: Corrections were made to end pending figures for the 1977 court year based on an inventory of cases. This caused the beginning pending figures for the 1977 court year, computed from filed, disposed, and end pending figures, to be different from end pending figures reported for 1976.

^hFigures were computed: Beginning pending figures were computed from filing, disposition, and end pending data.

Source: Administrative Office of the Courts, The Idaho Courts 1977 Annual Report (Boise, Idaho). Statistics are from the annual report except that totals have been computed where necessary.

ILLINOIS COURT SYSTEM, 1977



↑ Indicates route of appeal.

ILLINOIS SUPREME COURT
Court of last resort
7 justices
January 1, 1977 to December 31, 1977

	Beginning pending	Filed	Disposed	End pending
Cases:				
Appeals:				
Civil:				
Application for leave to appeal allowed	50	(81) ^e	74	57
Action for motion in public interest case				
[Rule 302(b)] allowed	22	(16) ^e	26	12
Statute held invalid [Rules 302(a)(1), 603]	10	12	11	11
Certificate of importance	2	6	3	5
Total	84	18 (97) ^e	114	85
Criminal:				
Application for leave to appeal allowed	54	(57) ^e	71	40
Action for motion in public interest case				
[Rule 302 (b)] allowed	3	(1) ^e	4	0
Statute held invalid [Rules 302(a)(1), 603]	11	6	15	2
Certificate of importance [Rule 316]	0	0	0	0
Death penalty [Rule 603]	1	0	1	0
Total	69	6 (58) ^e	91	42
Appeal of administrative agency case:				
Industrial Commission ^a [Rules 302(a)(2)]	34	40	32	42
Total appeals	187	64 (155) ^e	237	169
Other cases:				
Original proceedings:				
Civil:				
Original action motions (including Rule 381 motions)	2	34	30 (2) ^e	4
Original action motions allowed	7	(2) ^e	8	1
Miscellaneous	0	10	10	0
Total civil	9	44 (2) ^e	48 (2) ^e	5
Criminal:				
Original action motions (including Rule 381 motions)	2	26	25 (2) ^e	1
Original action motions allowed	1	(2) ^e	3	0
Miscellaneous	0	19	19	0
Total criminal	3	45 (2) ^e	47 (2) ^e	1
Disciplinary matter:				
Attorney disciplinary	6	14	11	9
Total	18	103 (4) ^e	106 (4) ^e	15
Requests to appeal:				
Civil:				
Petition of leave to appeal	65	443	338 (81) ^e	89
Petition for public interest [Rule 302(b)] motion	0	47	30 (16) ^e	1
Total civil	65	490	368 (97) ^e	90
Criminal:				
Petition for leave to appeal	81	475	404 (57) ^e	95
Petition for public interest [Rule 302(b)] motion	0	7	6 (1) ^e	0
Total criminal	81	482	410 (58) ^e	95
Total	146	972	778 (155) ^e	185
Total other cases	164	1,075 (4) ^e	884 (159) ^e	200
Total cases	351	1,139 (159)^e	1,121 (159)^e	369
Other proceedings:				
Rehearing requests:				
Petition for rehearing	N/A	N/A	68	N/A
Other matters:				
Other motions	N/A	N/A	1,627	N/A
Total other proceedings	N/A	N/A	1,695	N/A
Manner of disposition				
Full opinion		219		
Supervisory orders		8		

Boldface headings indicate the classifications used by the NCSP.
N/A = This case type is handled by the court, but the data are unavailable.

^eCases not included in the total to avoid double counting:
Petitions for leave to appeal, Rule 302(b) motions, and original action motions are counted as requests to appeal or original proceedings filings; when denied, a disposition is counted; when granted, the case becomes an appeal or original proceeding, but a new filing is not counted. When the appeal or original proceeding is concluded, a disposition is counted. The granted petitions and motions are the numbers appearing in parentheses.

Source: Administrative Office of the Illinois Courts, 1977 Annual Report of the Supreme Court of Illinois (Chicago, Illinois: March, 1978). Statistics are from the annual report except that totals have been computed where necessary.

ILLINOIS APPELLATE COURT
Intermediate appellate court
5 districts, 34 judges
January 1, 1977 to December 31, 1977

	Beginning pending	Filed	Disposed	End pending
Cases:				
Appeals:				
Civil	1,983	1,939	2,091	1,832 ⁸
Criminal	2,128	2,442	2,488	2,081 ⁸
Total appeals	4,111	4,381	4,579	3,913
<hr/>				
Total cases	4,111	4,381	4,579	3,913

Disposition of appeals

	Civil				Criminal			
	By opinion	By order	Without opinion or order	Total	By opinion	By order	Without opinion or order	Total
Affirmed	640	162	--	802	607	841	--	1,448
Modified	10	4	--	14	18	17	--	35
Reversed	373	61	--	434	279	107	--	386
Affirmed in part	125	10	--	135	106	83	--	189
Reversed and remanded	0	0	0	0	0	0	1	1
Remanded with direction for further proceeding	--	--	4	4	--	--	9	9
Dismissed	33	18	596	647	11	23	286	320
Transferred	--	--	15	15	--	--	6	6
Leave to appeal denied	--	--	32	32	--	--	4	4
Motion for leave to file late notice of appeal denied	--	--	10	10	--	--	26	26
Summary reduction or modification of sentence	--	--	--	--	--	--	1	1
Bail order entered	--	--	--	--	--	--	33	33
Confession of error	--	--	--	--	--	--	25	25
Other dispositions	--	--	1	1	--	--	2	2
Total	1,181	255	658	2,094	1,021	1,071	393	2,485

Manner of disposition

	Civil	Criminal	Total
Majority opinion ..	X	X	2,032 ⁹
Pet curiam	X	X	6
Rule 23 order	255	1,071	1,326
Without opinion or order	658	393	1,051

Time interval (months)

	Number of cases					
	Under 6 months	6 to 12 months	12 to 18 months	18 to 24 months	24 to 36 months	Over 36 months
Date of filing to date of disposition:						
Civil	470	714	566	233	94	12
Criminal	370	1,000	747	248	113	10
Date briefs filed to date of disposition:						
Civil	1,139	686	182	19	2	0
Criminal	1,657	559	122	5	1	0

Boldface headings indicate the classifications used by the NCSP.

-- Not applicable.

X = The data for this case type are known to be included in the total but were not available by category.

⁸Change in pending does not equal the difference between filings and dispositions.

Figures are as reported in the annual report, and indicates an adjustment in classification of 1 case from the criminal to the civil category.

⁹Information on disposition type or trial data:

There were 43 specially concurring, 144 dissenting, and 31 supplemental opinions filed in the court.

Source: Administrative Office of the Illinois Courts, 1977 Annual Report of the Supreme Court of Illinois (Chicago, Illinois: March, 1978). Statistics are from the annual report except that totals have been computed where necessary.

ILLINOIS CIRCUIT COURT
 Court of general jurisdiction
 21 circuits, 643 circuit and associate judges
 January 1, 1977 to December 31, 1977

	Beginning pending	Filed	Disposed	End pending
Civil^d:				
Law:				
Law \$15,000 and under	69,385	153,583	138,933 ^k	83,078 ^e
Law over \$15,000	66,958	35,317	28,079 ^k	74,090 ^e
Total	136,343	188,900	167,012	157,168 ^e
Small claims	39,288	172,792	175,082	39,276 ^e
Real property rights:				
Eminent domain	1,370	504	789	1,075 ^e
Equity:				
Chancery	34,337	24,282	20,602	37,890 ^e
Domestic relations:				
Marriage dissolution:				
Divorce	37,204	67,025	66,064	38,049 ^e
Other domestic relations:				
Family	18,868	20,188	17,977	20,655 ^e
Total	56,072	87,213	84,041	58,704 ^e
Estate:				
Probate/wills/intestate:				
Probate	N/A	33,929	29,887	N/A
Mental health	1,473	8,290	8,211	1,302 ^e
Appeal:				
Appeal of administrative agency case:				
Tax	121,674	113,005	99,276	135,363 ^e
Municipal corporations	461	147	130	466 ^e
Total	122,135	113,152	99,406	135,829 ^e
Other civil:				
Miscellaneous remedies	6,238	6,604	5,652	6,998 ^e
Total civil	397,256 ^d	635,666	590,682	438,243 ^e
Criminal^d:				
Felony	20,511	31,663	31,462	20,355 ^e
Misdemeanor:				
Misdemeanors ^j	33,799 ^d	422,954	382,860	33,123 ^e
Conservation violations	N/A	7,192	6,970	N/A
Total	33,799 ^d	430,146	389,830	33,123 ^e
Ordinance violation	N/A	57,525	55,495	N/A
Total criminal	54,310 ^d	519,334	476,787	53,478 ^e
Traffic:				
Total traffic	N/A	2,343,770	2,273,266	N/A
Juvenile:				
Total juvenile	12,808	25,686	28,287	13,116 ^e
Grand total	464,374 ^d	3,524,456	3,369,022	504,837 ^e

Civil:	Trial ^d			Criminal dispositions ^h	
	Jury	Non-jury	Total	Jury trial:	Felony
Law:					
Law \$1,000 to \$15,000....	380	N/A	380 ^d	Conviction	903
Law over \$15,000	1,039	N/A	1,039 ^d	Acquittal	372
Total ^k	1,419	N/A	1,419 ^d	Non-jury trial:	
Criminal (felony) ^m	1,275 ^d	2,623 ^d	3,898	Conviction	1,448
Grand total	2,694	2,623 ^d	5,317 ^d	Acquittal	1,033
				Plea of guilty	17,827
				Reduced to misdemeanor	2,923
				Convicted of misdemeanor	142
				Discharged at preliminary hearing ...	742
				Dismissal	12,499
				Found unfit to stand trial	119

Time interval (average months)

Date of filing to date of verdict:
 Law -- jury

(continued on next page)

Boldface headings indicate the classifications used by the NCSP.

N/A = This case type is handled by the court, but the data are unavailable.

X = The data for this case type are known to be included in the total but were not available by category.

^dCase definition or unit of count:

A civil case is counted with the filing of a petition or complaint.

The criminal case unit of count is the number of informations, indictments, or complaints. Each defendant is counted for criminal trials and criminal dispositions.

A trial is counted if tried to verdict or decision.

^eChange in pending does not equal the difference between filings and dispositions:

Figures were adjusted by reason of a physical inventory.

^fData are not complete:

Civil total pendings do not include pending cases for **estate**.

Misdemeanors pending do not include data for Cook County.

Misdemeanor total pendings do not include data for conservation violations and misdemeanors pending in Cook County.

Criminal total pendings do not include pending cases for conservation violations, **ordinance violation**, and misdemeanors in Cook County.

Grand total pendings do not include pending cases for **estate**, conservation violations, **ordinance violation**, misdemeanors in Cook County, and **traffic**.

Grand total non-jury trial data only include **criminal felony** trials.

Grand total trial data do not include **civil non-jury** trial data.

^gExplanation of data in the category:

Filed includes cases that have been transferred in and transferred out of the court's jurisdiction. Cases transferred in are added to the original filings, while cases transferred out are subtracted. Postjudgment and posttermination matters are not included.

Misdemeanor cases include **ordinance violation**, conservation violations and preliminary hearings in **felony** cases in the Circuit Court of Cook County.

^hAdditional information:

Of the 33,158 law--jury cases, 1,419 were terminated by jury verdict.

ⁱSpecial source or revision in the data:

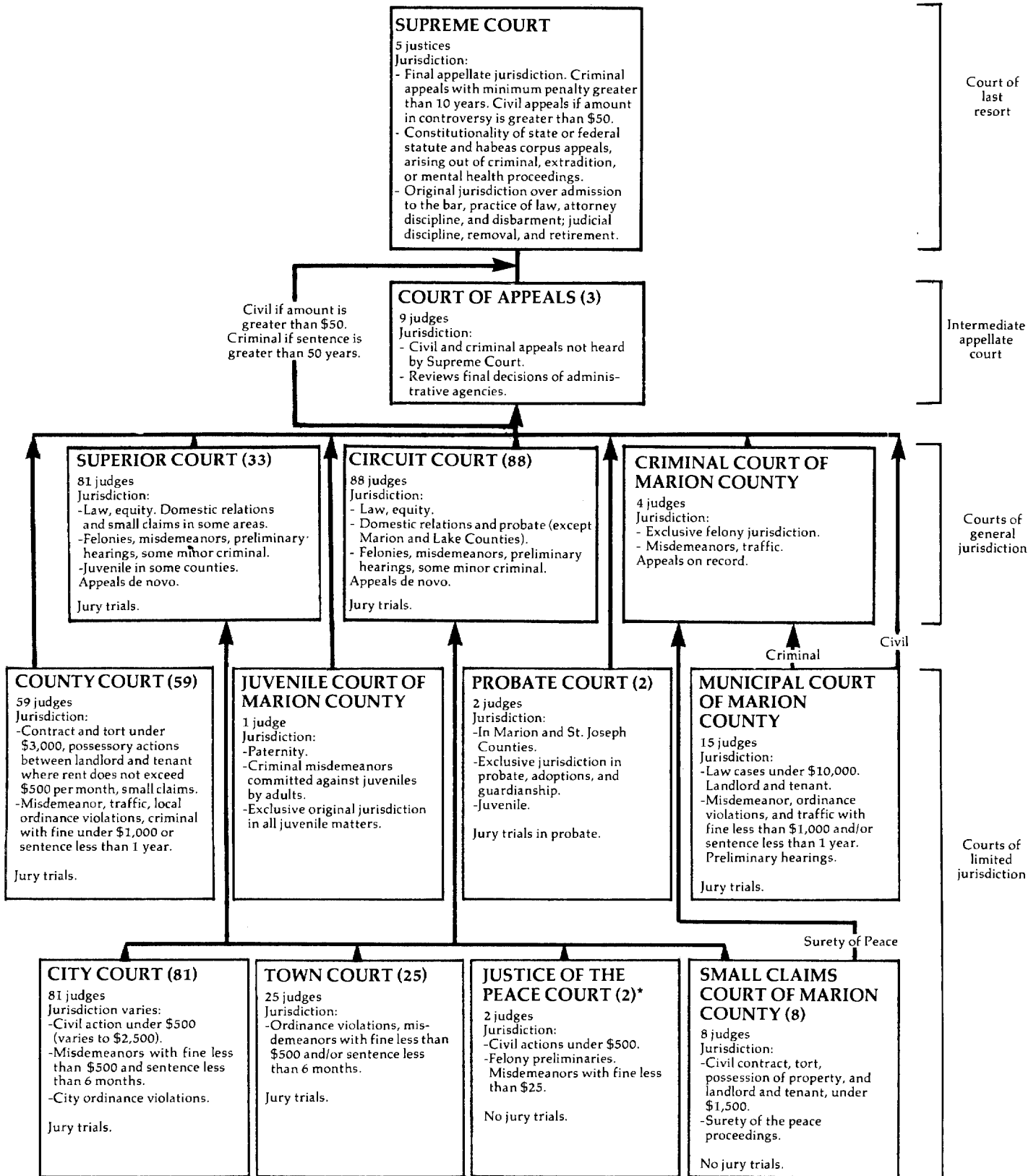
The breakdown of criminal felony trials into jury and non-jury categories was provided by the administrative office of the court during data verification.

^jCategories for disposition type or trial data:

Criminal trials and **criminal** dispositions are for **felony** cases only.

Source: Administrative Office of the Illinois Courts, 1977 Annual Report of the Supreme Court of Illinois (Chicago, Illinois: March, 1978).
Statistics are from the annual report except that totals have been computed where necessary.

INDIANA COURT SYSTEM, 1977



↑ Indicates route of appeal.
* Abolished June 30, 1977.

INDIANA SUPREME COURT
Court of last resort
5 Justices
January 1, 1977 to December 31, 1977

	Beginning pending	Filed	Disposed	End pending
Cases:				
Appeals:				
Direct appeals	X	X	138	X
Civil after petitions to transfer granted.....	X	(13) ^e	12	X
Criminal after petitions to transfer granted	X	(N/A) ^e	6	X
Total appeals	X	X (13) ^{e1}	156	X
Other cases:				
Original proceedings:				
Original jurisdiction:				
Original actions	X	X	9	X
Writs.....	0	54	54	0
Total	X	X	63	X
Disciplinary matter:				
Disciplinary cases	X	X	6	X
Total.....	X	X	69	X
Requests to appeal:				
Civil petitions to transfer.....	0	140	121 (13) ^e	0
Criminal petitions to transfer	X	X	60 (N/A) ^e	X
Total.....	X	X	181 (13) ^{e1}	X
Total other cases.....	X	X	250 (13) ^{e1}	X
Total cases.....	80¹	476^h(13)^{e1}	406 (13)^{e1}	150
Other proceedings:				
Other matters:				
Petitions for extension of time	N/A	N/A	525	N/A
Special judge matters	N/A	N/A	672	N/A
Hearing officers in disciplinary matters	N/A	N/A	17	N/A
Total other proceedings	N/A	N/A	1,214	N/A

Manner of disposition

	Appeals	Original jurisdiction	Disciplinary	Total
Majority opinion	156	9	0	165 ^m
Per curiam	0	0	6	6

Boldface headings indicate the classifications used by the NCSP.

N/A = This case type is handled by the court, but the data are unavailable.

X = The data for this case type are known to be included in the total but were not available by category.

^eCases not included in the total to avoid double counting:

Requests to appeal granted are not counted as dispositions until the **appeal** is disposed; the filing of the resulting **appeal** is not counted as a new filing. These granted **requests to appeal** cases are the numbers appearing in the parentheses.

^hFigure was computed:

Filing figure was computed from disposition and pending data.

ⁱData are not complete:

The number of **criminal** petitions to transfer granted was not available, and is therefore not included in the total **appeals** filed, total cases filed figures, **requests to appeal** disposed, total other cases disposed, or total cases disposed.

¹Special source or revision in data:

The beginning pending total cases figure was obtained from the 1976 annual report where it was given as the end pending figure for the 1976 court year.

^mInformation or disposition type or trial data:

There were 15 concurring opinions and 29 dissenting opinions in addition to the 165 majority opinions filed.

Source: Division of State Court Administration, 1977 Indiana Judicial Report (Indianapolis, Indiana). Statistics are from the annual report except that totals have been computed where necessary.

INDIANA COURT OF APPEALS
Intermediate appellate court
3 districts, 9 judges
January 1, 1977 to December 31, 1977

	Beginning pending	Filed ^j	Disposed	End pending
Cases:				
Appeals:				
Civil	X	402	X	X
Criminal	X	434	X	X
Other appeals:				
Expedited cases	X	47	X	X
Total appeals	627 ^f	883	758	752
Other cases:				
Requests to appeal	---	---	---	---
Total other cases	---	---	---	---
Total cases	627^f	883	758	752
Other proceedings:				
Motions to dismiss/affirm				
Motions, petitions for time, and miscellaneous orders handed down	43	171	179	35
Total	43	2,928	2,928	---
	---	3,099	3,107	35
Total other proceedings	43	3,099	3,107	35

<u>Manner of disposition</u>	<u>Age of pending cases (months)</u>
Opinion (majority)	737 ^m
Order	21
	Less than 3 months
	194
	Between 3 and 6 months
	169
	Between 6 and 9 months
	124
	Over 9 months
	265

Boldface headings indicate the classifications used by the NCSP.
 Blank space = Not enough information is known. The case category may or may not be handled by the court.
 X = The data for this case type are known to be included in the total but were not available by category.
 -- = Not applicable.

^fBeginning pending figure for the 1977 court year does not equal the end pending figure for the 1976 court year: Figures are as given in the annual report.

^jExplanation of data included in the category:
 Filed cases are "fully briefed cases" forwarded to the court by the clerk's office.
 Pending cases are "fully briefed cases" that have been filed but not disposed.

^mInformation on disposition type or trial data:
 There were a total of 92 concurring and dissenting opinions filed in addition to the 737 majority opinions.

Source: Division of State Court Administration, 1977 Indiana Judicial Report (Indianapolis, Indiana). Statistics are from the annual report except that totals have been computed where necessary.

INDIANA SUPERIOR COURT AND CIRCUIT COURT
Court of general jurisdiction
33 counties, 81 judges; 88 circuits, 88 judges
January 1, 1977 to December 31, 1977

	Beginning pending	Filed	Disposed	End pending
Civil^d:				
Small claims (County Court function) ^k	6,099 ^{fh}	26,338	22,385	10,052
Domestic relations:				
Marriage dissolution:				
Dissolution	34,237 ^h	46,382	47,492	33,127
Redocketed dissolutions	10,849 ^h	26,148	23,170	13,827
Total	45,086 ^h	72,530	70,662	46,954
Estate:				
Guardianship/conservatorship/trusteeship:				
Guardianship	30,554 ^h	3,938	6,622	27,870
Other estate:				
Probate/adoption	33,500 ^h	18,759	16,524	35,735
Total	64,054 ^h	22,697	23,146	63,605
Other civil:				
Civil	71,539 ^h	42,062	50,510	63,091
Redocketed civil	15,220 ^h	14,722	10,732	19,210
Plenary proceedings ^k	798 ^{fh}	244	240	802
Redocketed civil (County Court function) ^k	2,453 ^{fh}	11,014	8,665	4,802
Total	90,010 ^h	68,042	70,147	87,905
Total civil	205,249^h	189,607	186,340	208,516

(continued on next page)

Criminal^d:				
Misdemeanor:				
Criminal (County Court function) ^k	3,475 ^{fh}	15,588	13,138	5,925
Redocketed criminal (County Court function) ^k	14 ^{fh}	559	558	15
Total	3,489 ^h	16,147	13,696	5,940
Felony/misdemeanor:				
Criminal	16,552 ^h	13,159	15,176	14,535
Redocketed criminal	1,107 ^h	1,647	1,643	1,111
Total	17,659 ^h	14,806	16,819	15,646
Preliminary hearing:				
Other (County Court function) ^{jk}	111 ^{fh}	2,016	1,992	135
Other criminal:				
Other ^j	8,009 ^h	15,220	16,210	7,019
Total criminal	29,268^h	48,189	48,717	28,740
Traffic:				
Other traffic violation:				
Nonfelony traffic	0	1,360	494	410 ⁸
Nonfelony traffic (County Court function) ^k	5,362 ^{fh}	93,400	91,820	6,942
Total	5,362 ^{fh}	94,760	92,314	7,352 ⁸
Total traffic	5,362^{fh}	94,760	92,314	7,352⁸
Juvenile:				
Total juvenile	9,229^h	15,776	14,908	10,097
Grand total	249,108^{fh}	348,332^k	342,279	254,705⁸

	Trial ^d				Type of disposition		
	Criminal	Superior and Circuit Court Civil plenary	Other ^m	Total	Superior and Circuit Court	County Court function	Total
Jury	846	874	749	2,469	Dismissed	54,393	12,940
Non-jury	1,355	11,284	87,975	100,614	Guilty plea	8,234	31,573
Total	2,201	12,158	88,724	103,083	Default	13,906	10,680
		County Court function			Settled	14,387	6,232
Jury	18	62	27	107	Closed	1,531	--
Non-jury	1,773	4,996	5,598	12,367	Transferred	3,239	130
Total	1,791	5,058	5,625	12,474	Venued out	4,485	98
Grand total	3,992	17,216	94,349	115,557	Traffic Violations		
					Bureau	9	60,712
					Failure to appear ...	--	1,943
							60,721
							1,943

Boldface headings indicate the classifications used by the NCSP.
 -- = Not applicable.

^dCase definition or unit of count:

A civil case is counted with the filing of a petition or complaint.
 The criminal case unit of count is the number of informations, indictments, or complaints.
 A trial is counted if tried to verdict or decision.

^fBeginning pending figure for the 1977 court year does not equal the end pending figure for the 1976 court year:

Figures are as calculated from data given in the annual report.

^gChange in pending does not equal the difference between filings and dispositions:

Figures are as reported in the annual report.

^hFigure was computed:

Beginning pending figures were calculated from filing, disposition, and end pending data.

^jExplanation of data included in the category:

"Other" includes all matters adjudicated in the court that have not been specifically listed. These include probable cause hearings, petitions for writs of habeas corpus, commitment proceedings, waiver hearings, and informal juvenile hearings. It was determined from the data that many of these were probable cause cases when handled as a County Court function. The "other" category cases are listed as **other criminal** for the regular functions of the court.

^kAdditional information:

Case categories identified as "County Court function" are cases that were handled by the Superior Court or Circuit Court, but are normally handled by the County Court.

Cases filed also include 4,618 cases "venued in".

^mCategories for disposition type or trial data:

"Other" trials include data for trials in small claims, domestic relations, estate, traffic, juvenile, preliminary hearing, and other criminal.

Source: Division of State Court Administration, 1977 Indiana Judicial Report (Indianapolis, Indiana). Statistics are from the annual report except that totals have been computed where necessary.

CRIMINAL COURT OF MARION COUNTY, INDIANA
 Court of general jurisdiction
 1 court, 4 judges
 January 1, 1977 to December 31, 1977

	Beginning pending	Filed	Disposed	End pending
Criminal^d:				
Felony/misdemeanor:				
Criminal	794 ^{fh}	1,854	1,973	675
Redocketed criminal	62 ^{fh}	50	44	68
Total	856 ^{fh}	1,904	2,017	743
Other criminal	5 ^h	46	51	0
Total criminal	861 ^{fh}	1,950 ^k	2,068	743
Grand total	861 ^{fh}	1,950 ^k	2,068	743

Trial ^d			Criminal dispositions	
	Jury	Non-jury	Total	
Criminal	198	188	386	Guilty plea
				Dismissed
				Transferred
				Closed
				Venued out
				Settled

Boldface headings indicate the classifications used by the NCSP.

^dCase definition or unit of count:

The criminal case unit of count is the number of informations, indictments, or complaints.

A trial is counted if tried to verdict or decision.

^fBeginning figure for the 1977 court year does not equal the end pending figure for the 1976 court year:

Figures are as calculated from data contained in the annual report.

^hFigure was computed:

Beginning pending figure was calculated from filing, disposition, and end pending data.

^kAdditional information:

Sixty-five of the cases filed were "venued in".

Source: Division of State Court Administrator, 1977 Indiana Judicial Report (Indianapolis, Indiana). Statistics are from the annual report except that totals have been computed where necessary.

INDIANA COUNTY COURT
 Court of limited jurisdiction
 59 courts, 59 judges
 January 1, 1977 to December 31, 1977

	Beginning pending	Filed	Disposed	End pending
Civil^d:				
Small claims	12,368 ^h	49,793	46,108	16,053
Other civil:				
Plenary proceedings	1,153 ^h	3,306	2,498	1,961
Redocketed civil	3,584 ^h	13,958	7,862	9,680
Total	4,737 ^h	17,264	10,360	11,641
Total civil	17,105 ^h	67,057	56,468	27,694
Criminal^d:				
Misdemeanor:				
Criminal	6,616 ^h	30,975	27,738	9,853
Redocketed criminal	47 ^h	362	273	136
Total	6,663 ^h	31,337	28,011	9,989
Preliminary hearing:				
Other ^j	154 ^h	1,199	1,089	264
Total criminal	6,817 ^h	32,536	29,100	10,253
Traffic:				
Other traffic violation:				
Nonfelony traffic	15,686 ^h	136,787	129,810	22,663
Total traffic	15,686 ^h	136,787	129,810	22,663
Grand total	39,608 ^{fh}	236,380	215,378	60,610

(continued on next page)

	Trial ^d			Type of disposition	
	Jury	Non-jury	Total		
Civil	32	11,758	11,790	Plea	58,268
Criminal	119	3,795	3,914	Dismissed	23,879
Other ^m	54	10,184	10,238	Default	18,059
Grand total	205	25,737	25,942	Traffic Violations Bureau	73,109
				Settled	9,498
				Failed to appear	4,767
				Transferred out	741
				Venued out	545

Boldface headings indicate the classifications used by the NCSP.

^dCase definition or unit of count:

A civil case is counted with the filing of a petition or complaint.
 The criminal case unit of count is the number of informations, indictments, or complaints.
 A trial is counted if tried to verdict or decision.

^fBeginning pending figure for the 1977 court year does not equal the end pending figure for the 1976 court year:

Figures are given as calculated from data contained in the annual report.

^hFigure was computed:

Beginning pending figure was computed from filings, dispositions, and end pending data.

^jExplanation of data included in the category:

"Other" category includes all matters adjudicated in the court that have not been specifically listed. These include probable cause hearings, petitions for writs of habeas corpus, commitment proceedings, and waiver hearings. It was determined from the data that many of these cases were probable cause cases.

^mInformation on disposition type or trial data:

"Other" trials include data for trials in small claims, traffic, and preliminary hearing cases.

Source: Division of State Court Administration, 1977 Indiana Judicial Report (Indianapolis, Indiana). Statistics are from the annual report except that totals have been computed where necessary.

MUNICIPAL COURT OF MARION COUNTY, INDIANA
 Court of limited jurisdiction
 1 court, 11 full-time and 4 part-time judges
 January 1, 1977 to December 31, 1977

	Beginning pending	Filed	Disposed	End pending
Civil^d:				
Law:				
Civil	3,796 ^{fh}	7,919	8,618	3,097
Redocketed civil	56 ^{fh}	7,380	6,591	1,357
Venued in	--	3	--	--
Total	4,364 ^{fh}	15,302	15,209	4,454
Total civil	4,364 ^{fh}	15,302	15,209 ^k	4,454 ^k
Criminal^d:				
Misdemeanor:				
Criminal	14,729 ^{fh}	58,423	38,244	34,908
Total criminal	14,729 ^{fh}	58,423	38,244 ^k	34,908
Traffic:				
Other traffic violation:				
Nonfelony traffic	27,656 ^{fh}	79,916	75,248	32,324
Total traffic	27,656 ^{fh}	79,916	75,248 ^k	32,324
Grand total	46,749 ^{fh}	153,641	128,825 ^k	71,686 ^k

	Trial ^d			Type of disposition	
	Jury	Non-jury	Total		
Civil	51	787	838	Plea	69,282
Criminal	223	5,387	5,610	Dismissed	28,271
Other	56	7,326	7,382	Default	4,858
Grand total	330	13,500	13,830	Traffic Violations Bureau	9,639
				Settled	509
				Transferred out	42
				Venued out	65

Boldface headings indicate the classifications used by the NCSP.

-- = Not applicable.

^dCase definition or unit of count:

A civil case is counted with the filing of a petition or complaint.
 The criminal case unit of count is the number of informations, indictments, or complaints.
 A trial is counted if tried to verdict or decision.

^fBeginning pending figure for the 1977 court year does not equal the end pending figure for the 1976 court year:

Figures are given as calculated from data contained in the annual report.

^eChange in pending does not equal the difference between filings and dispositions:

Figures are as reported in the annual report.

^hFigure was computed:

Beginning pending figure was computed from filing, disposition, and end pending data.

^kAdditional information:

Grand total disposed figure also includes 124 cases which were disposed that could not be identified by specific case category.

Source: Division of State Court Administration, 1977 Indiana Judicial Report (Indianapolis, Indiana). Statistics are from the annual report except that totals have been computed where necessary.

INDIANA PROBATE COURT
 Court of limited jurisdiction
 2 courts, 2 judges
 January 1, 1977 to December 31, 1977

	Beginning pending	Filed	Disposed	End pending
Civil^d:				
Law:				
Civil	501 ^{fh}	327	452	376
Redocketed civil	0	16	3	13
Total	501 ^{fh}	343	455	389
Estate:				
Guardianship/conservatorship/trusteeship:				
Guardianship	4,838	858	588	5,108
Other estate:				
Probate/adoption	4,275	3,455	3,437	4,293
Total	9,113	4,313	4,025	9,401
Other civil	830	524	489	865
Total civil	10,444	5,180	4,969	10,655
Juvenile:				
Total juvenile	890 ^h	823	788	925
Grand total	11,334 ^{fh}	6,003 ^k	5,757	11,580

Trial ^d				Civil and juvenile dispositions	
	Jury	Non-jury	Total		
Civil and juvenile	1	4,212	4,213	Dismissed	484
				Settled	173
				Closed	881
				Venued out	6

Boldface headings indicate the classifications used by the NCSP.

^dCase definition or unit of count:

A civil case is counted with the filing of a petition or complaint.

A trial is counted if tried to verdict or decision.

^fBeginning pending figure for the 1977 court year does not equal the end pending figure for the 1976 court year:

Figures are as calculated from filings, dispositions, and end pending data given in the annual report.

^hFigure was computed:

Beginning pending figure was computed from the filing, disposition, and end pending data.

^kAdditional information:

Four of the filed cases were "venued in".

Source: Division of State Court Administration, 1977 Indiana Judicial Report (Indianapolis, Indiana). Statistics are from the annual report except that totals have been computed where necessary.

JUVENILE COURT OF MARION COUNTY, INDIANA
 Court of limited jurisdiction
 1 court, 1 judge
 January 1, 1977 to December 31, 1977

	Beginning pending	Filed	Disposed	End pending
Criminal^d:				
Misdemeanor:				
Criminal ^j	23 ^h	26	41	8
Total criminal	23 ^h	26	41	8
Juvenile:				
Other juvenile:				
Juvenile	1,541 ^h	5,460	5,343	1,658
Other ^j	136 ^h	200	0	336
Total	1,677 ^h	5,660	5,343	1,994
Total juvenile	1,677 ^h	5,660	5,343	1,994
Grand total	1,700 ^h	5,686	5,384	2,002

	Trial ^d			Criminal and juvenile dispositions	
	Jury	Non-jury	Total		
Criminal	0	24	24	Cuilty plea	449
Juvenile	4	4,116	4,120	Dismissed	68
Grand total	4	4,140	4,144		

Boldface headings indicate the classifications used by the NCSP.

^dCase definition or unit of count:

The criminal case unit of count is the number of informations, indictments, or complaints.

A trial is counted if tried to verdict or decision.

^hFigure was computed:

Beginning pending figures were computed from filings, dispositions, and end pending data.

^jExplanation of data included in the category:

Criminal cases are **misdemeanors** committed against juveniles by adults.

Other cases are informal juvenile hearings.

Source: Division of State Court Administration, 1977 Indiana Judicial Report (Indianapolis, Indiana). Statistics are from the annual report except that totals have been computed where necessary.

INDIANA CITY COURT
 Court of limited jurisdiction
 ≈81 courts, 81 judges
 January 1, 1977 to December 31, 1977

There were no data for cases handled in the City Court for 1977.

INDIANA TOWN COURT
 Court of limited jurisdiction
 ≈25 courts, 25 judges
 January 1, 1977 to December 31, 1977

There were no data for cases handled in the Town Court for 1977.

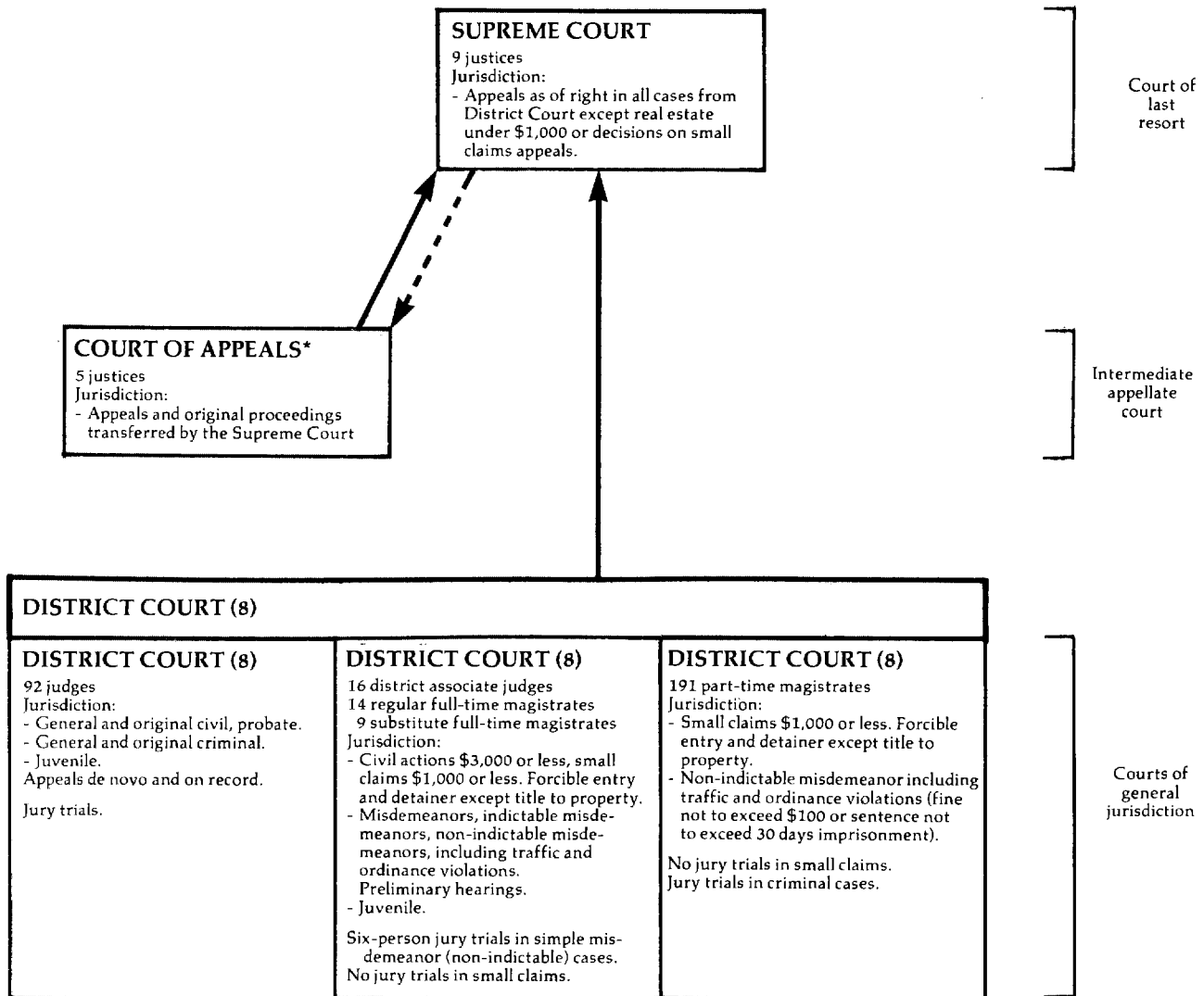
INDIANA JUSTICE OF THE PEACE COURT
 Court of limited jurisdiction
 2 courts, 2 judges
 January 1, 1977 to June 30, 1977

There were no data for cases handled in the Justice of the Peace Court for 1977. The final remaining Justice of the Peace Courts, located in Lake County, were abolished on June 30, 1977.

SMALL CLAIMS COURT OF MARION COUNTY, INDIANA
 Court of limited jurisdiction
 8 courts, 8 judges
 January 1, 1977 to December 31, 1977

There were no data for cases handled in the Small Claims Court for 1977.

IOWA COURT SYSTEM, 1977



↑ Indicates route of appeal.
 ↑ Indicates transfer of cases.

*Court of Appeals began hearing oral arguments and deciding cases in January, 1977.

IOWA SUPREME COURT
Court of last resort
9 Justices
January 1, 1977 to December 31, 1977

	Beginning pending	Filed	Disposed	End pending
Cases:				
Appeals:				
Civil:				
Contracts	X	X	43	X
Contested child custody	X	X	11	X
Domestic relations not involving child custody	X	X	27	X
Property	X	X	25	X
Taxation	X	X	14	X
Tort	X	X	54	X
Trust, estates, wills	X	X	11	X
Other	X	X	31	X
Direct appeals from final judgments in civil cases	X	585	--	X
Writ of certiorari granted	X	(4) ^e	--	X
Interlocutory appeal granted	X	(7) ^e	--	X
Disposition by order or other mode prior to formal submission to the court	--	--	324 ^k	--
Total	X	585 (11) ^e	540	X
Criminal:				
Guilty plea only	X	X	14	X
Guilty plea and sentencing only	X	X	4	X
Other	X	X	86	X
Direct appeals from final judgments in criminal cases	X	438 ^j	--	X
Writ of certiorari granted	X	(8) ^e	--	X
Disposition by order or other mode prior to formal submission to the court	--	--	260 ^k	--
Total	X	438 ^j (8) ^e	364	X
Postconviction remedy:				
Postconviction relief	X	10	9	X
Appeal of administrative agency case:				
Administrative law	X	(j)	27	X
Total appeals	X	1,033 (19) ^e	940	X
Other cases:				
Original proceedings:				
Disciplinary:				
Lawyer disciplinary proceedings	X	(j)	4	X
Request to appeal:				
Civil:				
Petition for writ of certiorari	X	X	44 (4) ^e	X
Petition for permission to appeal interlocutory ruling	X	X	57 (7) ^e	X
Petition for discretionary review	X	X	16	X
Total	X	190	117 (11) ^e	X
Criminal:				
Petition for writ of certiorari	X	8	0 (8) ^e	X
Total	X	198	117 (19) ^e	X
Sentence review only:				
Sentencing only	X	(j)	14	X
Total other cases	X	198	135 (19) ^e	X
Total cases	1,078	1,231 (19) ^e	1,075 (19) ^e	8488
Other matters:				
Rehearing requests:				
Application for further review	0	80	80	0
Motions and orders	0	2,432	2,432	0
Total	0	2,512	2,512	0

Manner of disposition

	Civil ^m	Criminal ^m	Total
Signed opinion	213	74	287
Per curiam	40	42	82

Status of pending cases

	Civil ^m	Criminal ^m	Total
In work	323	248	571
Ready	157	27	184
Assigned to justices for submission	20	15	35
Out to justices (submitted)	41	17	58

Disposition of cases

	Appeals			Disciplinary
	Civil ^m	Criminal ^m	Total	
Signed or per curiam opinion:				
Affirmed	140	91	231	--
Reversed	83	20	103	--
Reversed Court of Appeals	1	2	3	--
Combination or modification	20	1	21	--
Dismissed	5	2	7	0
Lawyer license suspended	--	--	--	4
Without opinion:				
Affirmed	0	0	0	--
Transferred to Court of Appeals	274	82	356	0
Consolidations	10	7	17	--
Dismissal or withdrawal prior to submission	305	251	556	0
Other	9	2	11	0

(continued on next page)

	Time interval (average days)			
	Civil ⁿ	Priority civil ⁿ	Criminal ⁿ	All
Notice of appeal to readiness	261.8	194.2	285.3	264.7
Readiness to submission	450.7	73.1	85.8	310.3
Submission to filing of decision	60.0	56.5	47.5	55.8
Notice of appeal to decision	772.5	323.8	418.6	630.8

Boldface headings indicate the classifications used by the NCSF.

X = The date for this case type are known to be included in the total but were not available by category.

-- = Not applicable

^cCases not included in the total to avoid double counting:

Petitions for writ of certiorari and petitions for permission to appeal interlocutory ruling when granted are not counted as a disposition. The resulting **appeal** is not counted as a new filing, and is counted as a disposition only when the **appeal** is disposed. These granted petitions are the numbers appearing in the parentheses.

^dChange in pending does not equal the difference between filings and dispositions:

Figures are as given in the annual report.

^jExplanation of data included in the category:

Civil appeals filed figures include direct **civil appeals** and **disciplinary cases**.

Criminal appeals filed figures include both direct **criminal appeals** and **sentence review only cases**.

^kAdditional information:

Cases transferred to the Court of Appeals by the Supreme Court are not included in cases listed as disposed prior to formal submission to the court.

^mInformation on disposition type or trial data:

The **civil** category for manner of disposition, disposition of cases, and status of pending cases data includes **civil appeals**, **postconviction remedy**, and **appeal of administrative agency cases**.

The **criminal** category for manner of disposition, disposition of cases, and status of pending cases data includes **criminal appeals** and **sentence review only cases**.

In addition to the 374 majority opinions, there were also 35 dissents and 24 concurrences filed.

ⁿInformation on time interval or age of pending data:

Priority civil includes **postconviction remedy** and contested child custody cases.

Source: Clerk of the Supreme Court, *Iowa Supreme Court Statistical Report For the Year 1977, Iowa Judiciary* (Des Moines, Iowa); and Court Administrator of the Judicial Department, *1977 Annual Statistical Report* (Des Moines, Iowa: 1978). Statistics are from the annual reports except that totals have been computed where necessary, and additions and revisions have been made during verification by the clerk of the Supreme Court.

IOWA COURT OF APPEALS
Intermediate appellate court
5 Judges
January 1, 1977 to December 31, 1977

Cases:	Beginning pending	Filed	Disposed	End pending
Appeals:				
Civil:				
Contracts	X	X	39	X
Contested child custody	X	X	23	X
Domestic relations not involving child custody	X	X	58	X
Property	X	X	40	X
Taxation	X	X	4	X
Tort	X	X	52	X
Trust, estates, wills	X	X	13	X
Other	X	X	6	X
Disposition by order	X	1	1	X
Totalj	56	279	236	728
Criminal:				
Guilty plea only	X	X	5	X
Guilty plea and sentencing only	X	X	2	X
Other	X	X	63	X
Totalj	13	77	70	238
Postconviction remedy:				
Postconviction relief	(j)	(j)	7	(j)
Appeal of administrative agency case:				
Administrative law	(j)	(j)	15	(j)
Total appeals	69	356	328	958
Other cases:				
Sentence review only:				
Sentencing only	(j)	(j)	2	(j)
Total other cases	(j)	(j)	2	(j)
Total cases	69	356	330	95

<u>Manner of disposition</u>			<u>Disposition of cases</u>				
	Civil ^m	Criminal ⁿ	Total		Civil ^m	Criminal ⁿ	Total
Signed opinion.....	122	35	157	Signed and per curiam opinion:			
Per curiam	131	37	168	Affirmed	151	56	207
				Reversed	63	15	78
				Combination or modification	39	1	40
				Without opinion:			
				Affirmed	0	0	0
				Other	4	0	4

Time interval (average days)

	Civil	Priority civil ⁿ	Criminal	All
Notice of appeal to readiness	275.1	204.8	323.2	277.9
Readiness to transfer	381.7	52.4	45.7	275.5
Transfer to submission	52.8	47.4	54.9	52.8
Submission to filing of decision	47.9	36.2	39.3	44.5
Notice of appeal to decision	757.5	340.8	463.1	650.7

Boldface headings indicate the classifications used by the NCSP.

X = The data for this case type are known to be included in the total but were not available by category.

^EChange in pending does not equal the difference between filings and dispositions:

Data are as given in the annual report.

^JExplanation of data included in the category:

Civil appeals filed and pending include **appeal of administrative agency case** and **postconviction remedy** cases.

Criminal appeals filed and pending include **sentence review only** cases.

^mInformation on disposition type or trial data:

The **civil** category for manner of disposition and disposition of cases data includes **civil appeals**, **postconviction remedy**, and **appeal of administrative agency cases**.

The **criminal** category for manner of disposition and disposition of cases data includes **criminal appeal** and **sentence review only** cases.

ⁿInformation on time interval or age of pending data:

Priority civil includes **postconviction remedy** and **contested child custody** cases.

Source: Clerk of the Supreme Court, Iowa Court of Appeals Statistical Report for the Year 1977 (Amended) (Des Moines, Iowa); and Court Administrator of the Judicial Department, 1977 Annual Statistical Report (Des Moines, Iowa: 1978). Statistics are from the annual reports except that totals have been computed where necessary.

IOWA DISTRICT COURT
 Court of general jurisdiction
 8 districts^c
 January 1, 1977 to December 31, 1977

	Beginning pending	Filed	Disposed	End pending
Civil^d:				
Small claims:				
Small claims (associate judges and regular magistrates assigned)	802 ^f	10,354	10,375	781
Small claims (substitute and part-time magistrates assigned) .	533 ^{fh}	11,339	11,124	748
Small claims (docket maintained by the clerk)	9,958 ^f	43,741	42,615	11,084
Total ^j	11,293	65,434	64,114	12,613
Domestic relations:				
Other domestic relations:				
Termination of parental rights	N/A	915	707 ^k	N/A
Estate:				
Probate/wills/intestate:				
Estates opened ^k	N/A	18,655	17,213	N/A
Guardianship/conservatorship/trusteeship:				
Guardianships and conservatorships opened ^k	N/A	3,847	N/A	N/A
Trusteeships opened ^k	N/A	700	N/A	N/A
Total	N/A	4,547	N/A	N/A
Total	N/A	23,202	17,213 ^l	N/A
Other civil:				
Regular civil (district judges)	X	39,677	38,682	X
Regular civil (associate judges, substitute and regular magistrates)	X	542	579	X
Total	36,573 ^f	40,219	39,261	40,636
Total civil	47,866 ^{fi}	129,770	121,295 ⁱ	53,249 ^l
Criminal^d:				
Felony:				
Regular criminal (district judges) ^{jk}	11,422 ^{fj}	18,542 ^j	17,880 ^j	12,078 ^j
Misdemeanor:				
Regular criminal (associate judges and regular full-time and substitute judicial magistrates) ^{jk}	(j)	10,936	10,942	(j)
Nonindictable state ^k	8,850	56,448	58,682	6,616
Total	X	67,384	69,624	X
Ordinance violation:				
Nonindictable ordinance ^k	35,223	83,375	86,682	31,916
Preliminary hearing:				
Preliminary examination (associate judges and regular magistrates)	1,584 ^f	8,902	8,805	1,681
Preliminary examination (substitute and part-time magistrates)	1,530 ^{fh}	12,160	11,799	1,891
Total	3,114 ^{fh}	21,062	20,604	3,572
Appeal	(j)	(j)	(j)	(j)
Total criminal ^k	58,609	190,363	194,790	54,182
Traffic:				
Other traffic violation:				
Nonindictable state ^k	8,720 ^{ht}	150,109	147,993	10,836
Nonindictable ordinance ^k	8,076 ^h	120,930	118,436	10,570
Total	16,796 ^h	271,039	266,429	21,406
Total traffic	16,796 ^h	271,039	266,429	21,406
Juvenile:				
Other juvenile:				
Juvenile (district judges)	N/A	2,974	2,355 ^k	N/A
Juvenile (associate judges and regular magistrates)	N/A	3,085	4,440 ^k	N/A
Total	N/A	6,059	6,795 ^k	N/A
Total juvenile	N/A	6,059	6,795 ^k	N/A
Grand total	123,271 ^l	597,231	589,309 ⁱ	128,837 ^l

(continued on next page)

	Trial ^d			Age of pending cases (12/31/77)		
	Jury	Non-jury	Total	Over 1 year	Under 1 year	
Civil:						
Small claims	--	11,827	11,827	Other civil	17,510	23,126
Estate	6	488	494	Regular criminal ..	2,883	9,195
Other civil	438	4,029	4,467			
Total	444	16,344	16,788			
Criminal:						
Felony	828	1,146	1,974			
Misdemeanor	245	5,403	5,648			
Ordinance violation ..	50	5,812	5,862	Age at disposition:		
Total	1,123	12,361	13,484	Probate/wills/intestate	8,090	7,057
2,066						
Traffic:						
Other traffic						
violation	209	14,266	14,475			
Grand total	1,776	42,971	44,747			

Boldface headings indicate the classifications used by the NCSF.

N/A = This case type is handled by the court but the data are unavailable.

X = The data for this case type are known to be included in the total but were not available by category.

-- = Not applicable

^cJudge information:

Data include cases handled by 92 district and 16 district associate judges; and 14 regular full-time, 9 substitute full-time, and 191 part-time magistrates.

^dCase definition or unit of count:

A civil case is counted with the filing of a petition or complaint.

The criminal case unit of count is the number of informations or indictments.

A jury trial is counted when the jury is sworn.

A non-jury trial (contested) is counted when the first witness is sworn.

^fBeginning pending figure for the 1977 court year does not equal the end pending figure for the 1976 court year:

The disparity between these figures is due to inventory corrections.

^gChange in pending does not equal the difference between filings and dispositions:

Figures are as given in the annual report.

^hFigure was computed:

Beginning pending figure was computed from filed, disposed, and end pending data.

ⁱData are not complete:

Estate, total civil, and grand total disposed figures do not include guardianship/conservatorship/trusteeship cases.

Total civil pending does not include estate and domestic relations data.

Grand total pending does not include estate, domestic relations, or juvenile data.

^jExplanation of data included in the category:

Regular criminal cases handled by the district judges include felonies and appeals.

Regular criminal cases handled by associate judges and regular full-time and substitute judicial magistrates are misdemeanor cases.

Felony pending is the total for all regular criminal categories (felony, appeal, indictable misdemeanor).

Misdemeanor (regular criminal) pending cases are included in the felony (regular criminal) data.

^kAdditional information:

Estate, guardianship and conservatorship, trusteehip, and regular criminal (felony) cases are handled by district judges only.

Nonindictable state and nonindictable ordinance cases are handled by district associate judges, regular full-time, substitute full-time, and part-time magistrates.

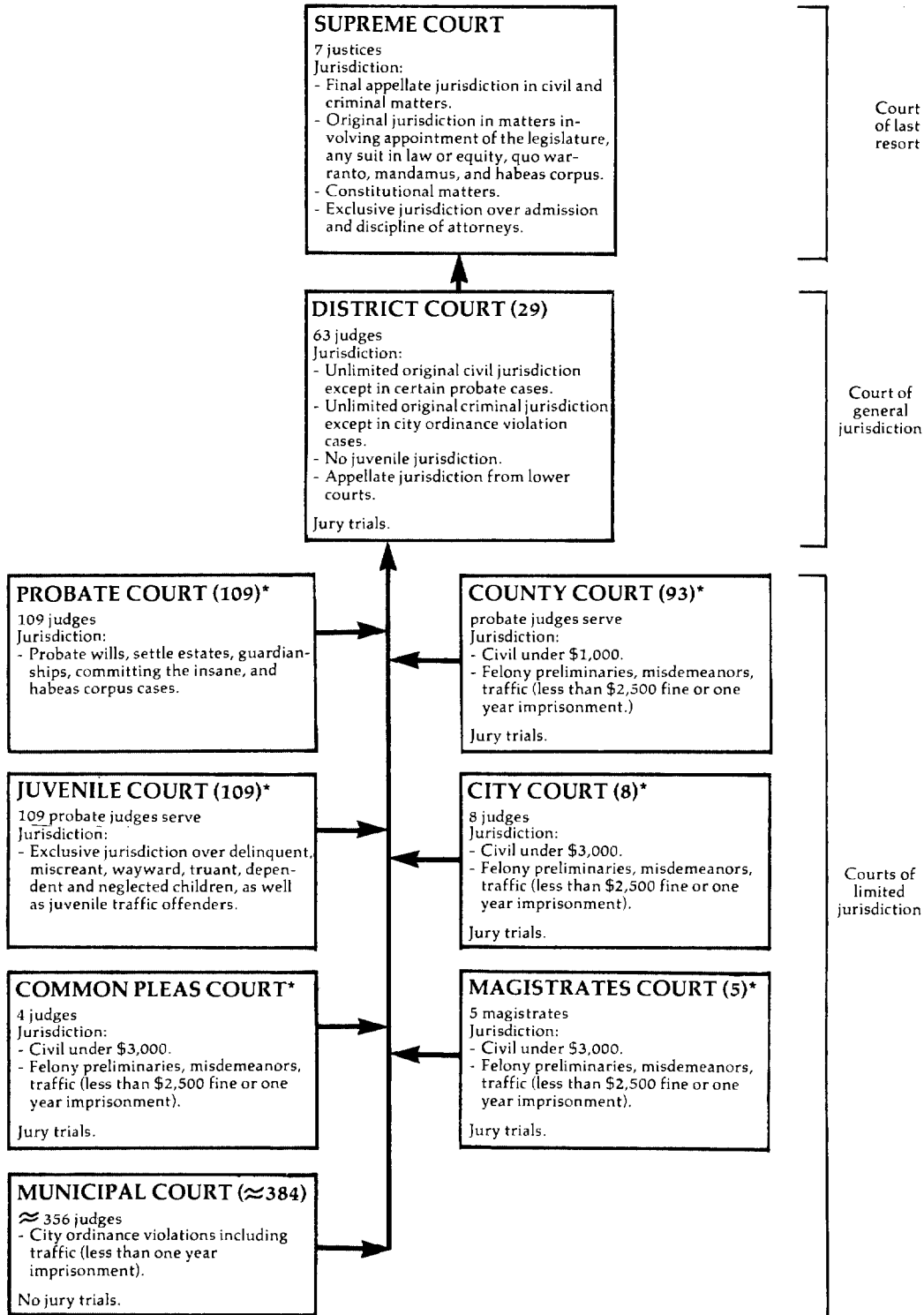
In addition to the total criminal data, there were 235 search warrants handled by district associate and regular full-time magistrates, and 570 search warrants and 36 miscellaneous actions handled by substitute full-time and part-time magistrates.

Juvenile and other domestic relations cases disposed represent the number of cases closed by formal hearing.

Source: Court Administrator of the Judicial Department, 1977 Annual Statistical Report, Iowa Judiciary (Des Moines, Iowa: 1978). Statistics are from the annual report except that totals have been computed where necessary.

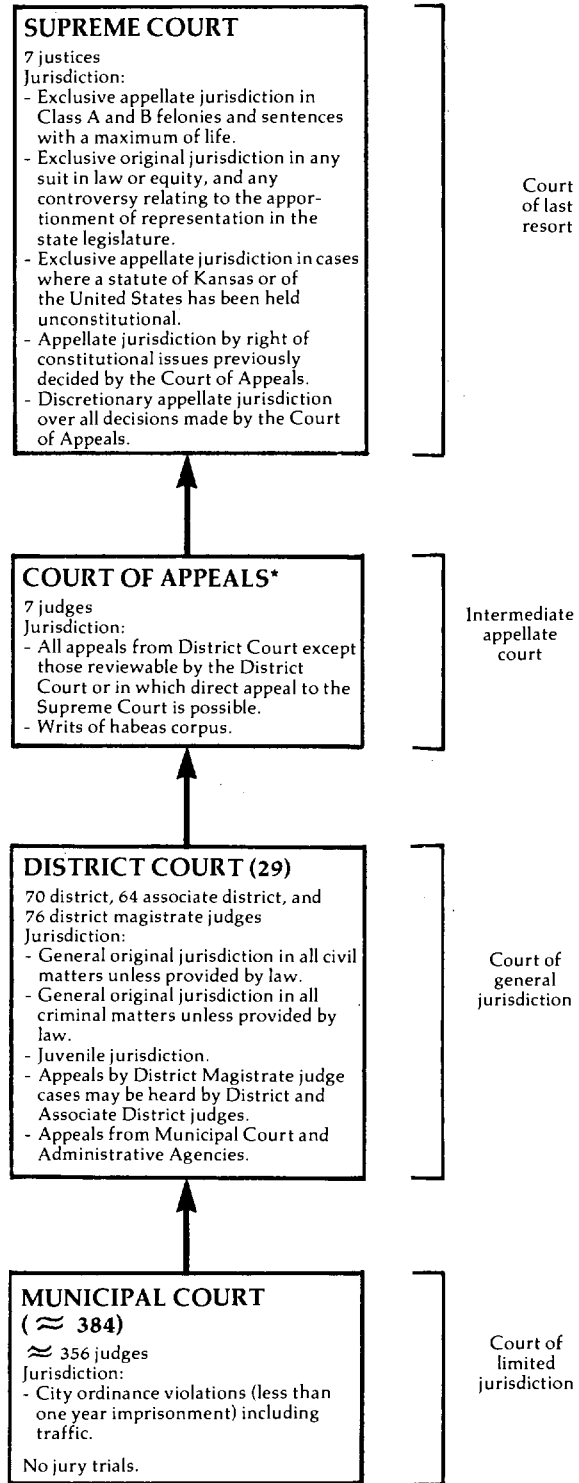
KANSAS COURT SYSTEM, 1977

(July 1, 1976 to January 9, 1977)



↑ Indicates route of appeal.
*These courts were abolished January 10, 1977 as a result of the unification of the court system. Their functions were taken over by the District Court

KANSAS COURT SYSTEM, 1977 (January 10, 1977 to June 30, 1977)



↑ Indicates route of appeal.
*Established January 10, 1977.

KANSAS SUPREME COURT
 Court of last resort
 7 justices
 July 1, 1976 to June 30, 1977

	Beginning pending	Filed	Disposed	End pending
Cases:				
Appeals:				
Civil:				
K.S.A. 60-1507 ^j	X	X	17	X
Other civil	X	X	120	X
Transferred to Court of Appeals	X	X	124	X
Total	X	X	261	X
Criminal:				
Direct criminal	X	X	142	X
Transferred to Court of Appeals	X	X	11	X
Total	110	205	153	162
Appeal of administrative agency case:				
Workmen's compensation	X	X	15	X
Total appeals	333	436	429	340
Other cases:				
Original proceedings:				
Original jurisdiction:				
Habeas corpus	X	X	8	X
Mandamus	X	X	8	X
Application for disability retirement	X	X	1	X
Total	X	X	17	X
Disciplinary				
.....	X	X	5	X
Total	4	28	22	10
Requests to appeal				
.....				
Total other cases	4	28	22	10
<hr/>				
Total cases	337	464	451	350
Other proceedings:				
Other matters:				
Application for intermediate relief (Rules 5, 15, 16, and 17)				
.....	0	28	28	0
Total other proceedings	0	28	28	0

Disposition of cases

	Appeals				Original proceedings			
	Civil	Criminal	Agency	Total	Original jurisdiction	Disciplinary	Total	Total
Affirmed	74	112	12	198	--	--	--	198
Reversed	28	17	1	46	--	--	--	46
Affirmed in part, revised in part, Remanded to District Court	6	5	0	11	--	--	--	11
Appeals terminated by opinion 256	--	--	--	--	1	1	2	2
Remanded to Board of Bar Examiners	--	--	--	--	--	1	1	1
Dismissed	29	8	2	39	6	2	8	37
Granted	--	--	--	--	3	--	3	3
Denied	--	--	--	--	7	--	7	7
Public censure	--	--	--	--	--	1	1	1
Transferred	124	11	0	135	0	0	0	135

Time intervals (average months)

	Appeals		
	Civil	Criminal	Agency
Notice of appeal to docketing (filing of record on appeal) ...	5.5	8.6	4.4
Docketing (filing of record on appeal) to readiness	4.1	4.5	3.2
Readiness to decision	8.7	5.2	4.0
Docketing (filing of record on appeal) to submission	11.9	8.2	6.0
Docketing (filing of record on appeal) to decision	12.8	9.7	7.2
Notice of appeal to decision	18.3	18.3	11.6

Status of pending cases (6/30/77)

Age of pending cases (months)

	Appeals			Cases pending:	Appeals		
	Civil and agency	Criminal	Total		Civil and agency	Criminal	Total
Not ready for submission:							
No briefs filed	27	68	95	6 months or less	93	112	205
Appellant only ready	43	44	87	7 to 12 months	54	39	93
Total	70	112	182	13 months or more	6	3	9
Ready for submission	83	42	125	Total	153	154	307
Submitted	25	8	33	Average age	5.5 months	4.6 months	5.0 months

Boldface headings indicate the classifications used by the NCSP.

Blank space = Not enough information is known. The category may or may not be handled by the court.

X = The data for this case type are known to be included in the total but were not available by category.

-- = Not applicable.

^jExplanation of data included in the category:

K.S.A. 60-1507 is a procedure in lieu of habeas corpus for prisoners which permits collateral attack on sentencing, etc.

Source: Judicial Council, Kansas Judicial Council Bulletin 1977, 51st Annual Report (Topeka, Kansas: December 1977). Statistics are from the annual report except that totals have been computed where necessary.

KANSAS COURT OF APPEALS^a
Intermediate Appellate Court
7 judges
January 10, 1977 to June 30, 1977^j

	Beginning pending	Filed	Disposed	End pending
Cases:				
Appeals:				
Civil	124j	275	117	282
Criminal	11j	95	16	90
Total appeals	135j	370	133	372
Other cases:				
Original proceedings				
Requests to appeal				
Total other cases				
Total cases	135j	370	133j	372

Manner of disposition	Disposition of appeals		
	Civil	Criminal	Total
Appeals terminated by opinion 98j			
Affirmed	72	6	78
Reversed	14	3	17
Transferred to Supreme Court from docketing	2	0	2
Dismissed	26	7	33
Affirmed in part, reversed in part	3	0	3

Age of pending cases (6/30/77)	Appeals			Status of pending cases (6/30/77)	Appeals		
	Civil	Criminal	Total		Civil	Criminal	Total
Cases pending:				Not ready for submission:			
6 months or less	232	86	318	No briefs filed	152	59	211
7 to 12 months	3	0	3	Appellant only ready	42	20	62
13 months or more	2	0	2	Total	194	79	273
Total	237	86	323	Ready for submission	43	7	50
Average age (months)	2.7	2.5	2.6	Submitted	45	4	49

Time interval (average months)	Appeals		
	Civil	Criminal	Total
Number of appeals	87	9	96
Notice of appeal to decision	19.2	19.5	19.2
Notice of appeal to docketing	6.2	7.6	6.3
Docketing to decision	13.0	11.9	12.9
Docketing to readiness	3.8	5.5	4.0
Readiness to decision	9.2	6.4	8.9
Docketing to submission	11.8	11.2	11.7
Notice of appeal to transfer from Supreme Court ...	X	X	15.8
Readiness to transfer from Supreme Court	X	X	5.5
Transfer to decision	X	X	3.4

Boldface headings indicate the classifications used by the NCSP.
Blank space = Not enough information is known. The case category may or may not be handled by the court.
X = The data for this case type are known to be included in the total but were not available by category.

^aCourt jurisdiction:

The Court of Appeals was created as the intermediate appellate court of Kansas on January 10, 1977.

^jExplanation of data included in the category:

Data displayed represent the six-month period from the inception of the court until the close of the fiscal year.

Beginning pending appeals represent the number of cases transferred in January from the Supreme Court.

Appeals terminated by opinion include two appeals decided under the new rules, effective January 10, 1977. The remaining 96 opinions were ready at the time of transfer from the Supreme Court, and were decided under the old rules.

Source: Judicial Council, Kansas Judicial Council Bulletin 1977, 51st Annual Report (Topeka, Kansas: December 1977). Statistics are from the annual report except that totals have been computed where necessary.

KANSAS DISTRICT COURT
Court of general jurisdiction
29 districts: 70^c district, 64^c associate district, and 76^c district magistrate judges
July 1, 1976 to June 30, 1977

	Beginning pending	Filed	Disposed	End pending
Civil^d:				
Law:				
Chapter 61 ^{bj}	0	14,695	X	X
Tort:				
Auto tort:				
Auto negligence	1,428	1,151	1,147	1,432
Other tort	1,693 ^f	1,510	1,397	1,806
Total	3,121 ^f	2,661	2,544	3,238
Contract	4,134 ^f	6,857	6,630	4,361
Small claims^b	0	4,858	X	X
Real property rights:				
Foreclosure	531 ^f	1,085	1,006	610
Real property	603 ^f	1,203	1,148	658
Total	1,134 ^f	2,288	2,154	1,268
Domestic relations:				
Marriage dissolution:				
Divorce	7,159 ^f	18,600	18,315	7,444
Separate maintenance	261 ^f	415	453	223
Annulment	85 ^f	398	394	89
Total	7,505 ^f	19,413	19,162	7,756
Support/custody:				
Reciprocal IN	576 ^f	1,515	1,318	773
Reciprocal OUT	112 ^f	1,352	1,277	187
Total	688 ^f	2,867	2,595	960
Other domestic relations	259 ^f	819	579	499
Total	8,452 ^f	23,099	22,336	9,215
Appeal	(j)	(j)	(j)	(j)
Extraordinary writ:				
K.S.A. 60-1507J	18 ^f	60	51	27
Injunction, quo warranto, mandamus	245 ^f	383	353	275
Total	263 ^f	443	404	302
Other civil:				
Other regular civil	2,479 ^f	3,104	3,117	2,466
Total civil	19,583 ^f	58,005	50,502	27,086
Criminal^d:				
Felony	1,767	9,444	7,276	3,935
Misdemeanor ^b	332	9,350	6,009	3,673
Appeal	490 ^f	1,041	1,127	404
Total criminal	2,589 ^f	19,835	14,412	8,012
Traffic:				
DWI/DUI:				
Driving while intoxicated ^b	38 ^f	43	64	17
Other traffic violation:				
Other traffic ^b	45 ^f	69	96	18
Traffic ^b	0	107,758	101,495	6,263
Total	45 ^f	107,827	101,591	6,281
Total traffic	83 ^f	107,870	101,655	6,298
Grand total	22,255 ^f	185,710	166,569	41,396

<u>Contested trial^d</u>			<u>Civil dispositions</u>		<u>Criminal dispositions^m</u>	
	Jury	Non-jury	Dismissed	Not contested	Pleas of guilty	Trial convictions
Civil	323	10,289	15,695	24,200	8,315	1,053
Criminal	612	727			286	
Traffic ^a	15	2,159			4,927	
Total	950	13,175				
<u>Time interval (months)</u>			<u>Traffic dispositions^m</u>			
<u>Contested civil</u>			<u>Contested criminal</u>			
Age of cases at disposition:			Pleas of guilty			
Under 6 months	5,464	1,169	Bond forfeiture			
6 to 12 months	1,801	138	Dismissed			
Over 12 months	1,721	32	Guilty at trial (conviction)			
			Not guilty at trial (acquitted)			
			182			

(continued on next page)

Age of pending cases (6/30/77)

	12 months or less	12 to 24 months	Over 24 months
Civil:			
Tort:			
Auto tort	832	427	173
Other tort	1,084	521	201
Total	1,916	948	374
Contract	3,069	921	371
Law and small claims	6,236	0	0
Real property rights	934	221	113
Domestic relations:			
Marriage dissolution	7,186	489	81
Support/custody	830	110	20
Other domestic relations	450	38	11
Total	8,466	637	112
Extraordinary writ	213	52	37
Other civil	1,580	632	254
Total	22,414	3,411	1,261
Criminal:			
Felony	3,707	179	54
Misdemeanor	3,575	78	20
Appeal	345	41	18
Total	7,627	298	92
Traffic:			
DWI/DUI	10	7	0
Other traffic violation	6,273	7	1
Total	6,283	14	1
Grand total	36,324	3,723	1,354

Boldface headings indicate the classifications used by the NCSF.

X = The data for this case type are known to be included in the total but were not available by category.

^bParticular court or reporting system information:

The trial courts of Kansas were unified as of January 10, 1977. The reporting structure changed on this date to incorporate the new types of cases being handled by the District Court. Chapter 61, **small claims**, and traffic cases were previously handled by limited jurisdiction courts. The volume of cases in this chart reflects activity for these case types from January 10, 1977 to June 30, 1977. The **DWI/DUI** and other traffic cases were reported separately for July 1, 1976 to January 9, 1977; after unification these cases were classified as **misdemeanors**. **Estate, juvenile, mental health**, and some **domestic relations** cases were also handled after January 10, 1977, however these cases could not be separated from those handled prior to unification and are displayed on the Probate Court and Juvenile Court chart.

^cJudge information:

Numbers of judges for the District Court are given for the end of the 1977 court year, after unification.

^dCase definition or unit of count:

A civil case is counted at the filing of a petition or complaint. **Appeals** are filed in categories according to the nature of the case.

The criminal case unit of count is the number of informations, indictments, or complaints.

A jury trial is counted when the jury is impaneled.

A non-jury trial is counted if the case is contested (an attorney appears in opposition).

^fBeginning pending figure for the 1977 court year does not equal the end pending figure for the 1976 court year:

Figures are as given in the annual report.

^jExplanation of data included in the category:

Civil appeals are listed in categories according to the nature of the suit.

Chapter 61 cases are limited action cases which include the categories of **auto tort, professional tort, product liability tort, other tort, contract, small claims**, real estate and personal property (**real property rights**), tax appeals and workman's compensation (**appeal of administrative agency cases**), and K.S.A. 60-1507 and habeas corpus (**extraordinary writ**).

K.S.A. 60-1507 is a procedure in lieu of habeas corpus for prisoners which permits collateral attack on sentencing, etc.

^mCategories for disposition type or trial data:

Dismissed criminal dispositions include dismissals, other uncontested matters, and **appeals** from lower courts.

Criminal dispositions and trials include dispositions of **DWI/DUI** and other traffic cases.

Traffic dispositions and trials do not include **DWI/DUI** and other traffic dispositions.

Sources: Judicial Council, Kansas Judicial Council Bulletin 1977, 51st Annual Report (Topeka, Kansas: 1977), and Office of Judicial Administrator, Statistical Report on the District Courts 1977 (Topeka, Kansas: 1977). Statistics are from the annual reports except that totals have been computed where necessary.

KANSAS COUNTY COURT^b
 Court of limited jurisdiction
 93 counties, probate judges serve
 July 1, 1976 to January 9, 1977^b

	Beginning pending	Filed	Disposed	End pending
Civil^d:				
Law:				
Civil	2,803 ^l	2,908 ^h	4,559	1,152
Total civil	2,803 ^l	2,908 ^h	4,559	1,152
Criminal^d:				
Total criminal	X	X	X	X
Traffic:				
Total traffic	X	X	X	X
Grand total	10,524^l	88,187^h	94,566	4,145
	<u>Trial^d</u>		<u>Criminal and traffic dispositions</u>	
	<u>Jury</u>	<u>Non-jury</u>	<u>Total</u>	<u>Civil dispositions</u>
Civil	1	511	512	Dismissed 1,763
Criminal and traffic ..	X	X	1,904	Not contested 2,284
Total	X	X	2,416	
				Pleas of guilty 82,577
				Trial convicted 1,721
				Trial acquitted 183
				Dismissed 4,637
				Bound over to District Court..... 889

Boldface headings indicate the classifications used by the NCSP.

X = The data for this case type are known to be included in the total but were not available by category.

^bParticular court or reporting system information:

As a result of the unification of the trial courts, this court was abolished in January 1977. Data are for a 6-month period from the beginning of the court year through January 9, 1977.

^dCase definition or unit of count:

A civil case is counted with the filing of a petition or complaint.

The criminal case unit of count is the number of informations, indictments, or complaints.

A jury trial is counted when the jury is impaneled.

A non-jury trial is counted if the case is contested (an attorney appears in opposition).

^hFigure was computed:

Filed figure was computed from pending and disposed data.

^lSpecial source or revision in data:

Beginning pending figures were obtained from the Kansas Judicial Council Bulletin, 1976.

Sources: Judicial Council, Kansas Judicial Council Bulletin 1976, 50th Annual Report; 1977, 51st Annual Report (Topeka, Kansas: 1976, 1977).
 Statistics are from the annual reports except that totals have been computed where necessary.

KANSAS PROBATE COURT AND JUVENILE COURT^b
 Court of limited jurisdiction
 109 courts, 109 judges
 July 1, 1976 to June 30, 1977

	Beginning pending	Filed	Disposed	End pending
Civil^d:				
Domestic relations:				
Adoption:				
Adoption proceedings	N/A	N/A	2,263	N/A
Estate:				
Probate/wills/intestate:				
Estates of decedents	9,064 ^f	6,330	5,053	10,341
Guardianship/conservatorship/trusteeship:				
Guardianships and conservatorships	8,578 ^f	1,880	1,039	9,419
Trust accounts during year	N/A	842	N/A	N/A
Total	8,578 ^{f1}	2,722	1,039 ¹	9,419 ¹
Other estate:				
Determination of descent	N/A	N/A	2,706	N/A
Miscellaneous	N/A	N/A	850	N/A
Foreign transcripts	N/A	N/A	1,743	N/A
Total	N/A	N/A	5,299	N/A
Total	17,642 ^{f1}	9,052 ¹	11,391 ¹	19,760 ^{1g}
Mental health:				
Care and treatment proceedings	N/A	N/A	2,583	N/A
Extraordinary writ:				
Habeas corpus hearings	N/A	N/A	11	N/A
Orders in absence of District Court judge	N/A	N/A	447	N/A
Total	N/A	N/A	458	N/A
Total civil	17,642 ^{f1}	9,052 ¹	16,695 ¹	19,760 ¹
Juvenile:				
Total juvenile	N/A	N/A	22,070	N/A
Grand total	17,642 ^{f1}	9,052 ¹	38,765 ¹	19,760 ¹

Age of pending cases (6/30/77)

Time interval (months)

Probate/wills/intestate	Age of pending cases (6/30/77)		Probate/wills/intestate	Time interval (months)	
	Less than 1 year	Over 1 year		Closed within 15 months	Over 15 months
	6,283	4,058		3,541	1,512

Boldface headings indicate the classifications used by the NCSF.
 N/A = This case type is handled by the court, but the data are unavailable.

^bParticular court or reporting system information:

As a result of the unification of the trial courts, this court was abolished in January 1977. After unification, the Probate Court and Juvenile Court were incorporated into the District Court. Data reported are for a 12-month fiscal year. In future years, these cases will be listed on the District Court profile chart.

^dCase definition or unit of count:

A civil case is counted with the filing of a petition or complaint.

^fBeginning pending figure for the 1977 court year does not equal the end pending figure for the 1976 court year:

Data are as given in the annual report.

^gChange in pending does not equal the difference between filings and dispositions:

Figures are as given in the annual report.

¹Data are not complete:

Total **guardianship/conservatorship/trusteeship** pending and disposed figures include only guardianships and conservatorships.

Total **estate** pending and filed figures do not include **other estate** cases. Total **estate** disposed does not include trusts.

Total **civil** and grand total pending and filed cases include only **guardianship/conservatorship/trusteeship** and **probate/wills/intestate** cases.

Grand total disposed does not include trusts.

Source: Judicial Council, Kansas Judicial Council Bulletin 1977, 51st Annual Report (Topeka, Kansas: December 1977). Statistics are from the annual report except that totals have been computed where necessary.

KANSAS CITY COURT, MAGISTRATE COURT, AND COMMON PLEAS COURT^b
 Court of limited jurisdiction
 14 courts, 17 judges
 July 1, 1976 to January 9, 1977^b

	Beginning pending	Filed	Disposed	End pending
Civil^d				
Law:				
Civil	5,457 ^l	21,279 ^h	22,363	4,373
Total civil	5,457 ^l	21,279 ^h	22,363	4,373
Criminal^d:				
Total criminal	X	X	X	X
Traffic:				
Total traffic	X	X	X	X
Grand total	9,734^l	82,539^h	85,737	6,536

	Trial ^d			Civil dispositions		Criminal and traffic dispositions	
	Jury	Non-jury	Total	Dismissed	Not contested ...	Pleas of guilty	Trial convicted
Civil	3	2,437	2,440	6,624	13,299	50,664	2,112
Criminal and traffic ..	X	X	2,345				233
Total	X	X	4,785			7,938	2,427
							Bound over to District Court

Boldface headings indicate the classifications used by the NCSP.

X = The data for this case type are known to be included in the total but were not available by category.

^bParticular court or reporting system information:

As a result of the unification of the trial courts, these courts were abolished in January 1977. Data for 12 of the locations are for a 6-month period from the beginning of the court year through January 9, 1977. Data for the remaining two courts (Topeka and Wichita) cover the time period January 1, 1976 through January 9, 1977.

^dCase definition or unit of count:

A civil case is counted with the filing of a petition or complaint.
 The criminal case unit of count is the number of informations, indictments, or complaints.
 A jury trial is counted when the jury is impaneled.
 A non-jury trial is counted if the case is contested (an attorney appears in opposition).

^hFigure was computed:

Filed figure was computed from pending and disposed data.

^lSpecial source or revision in data:

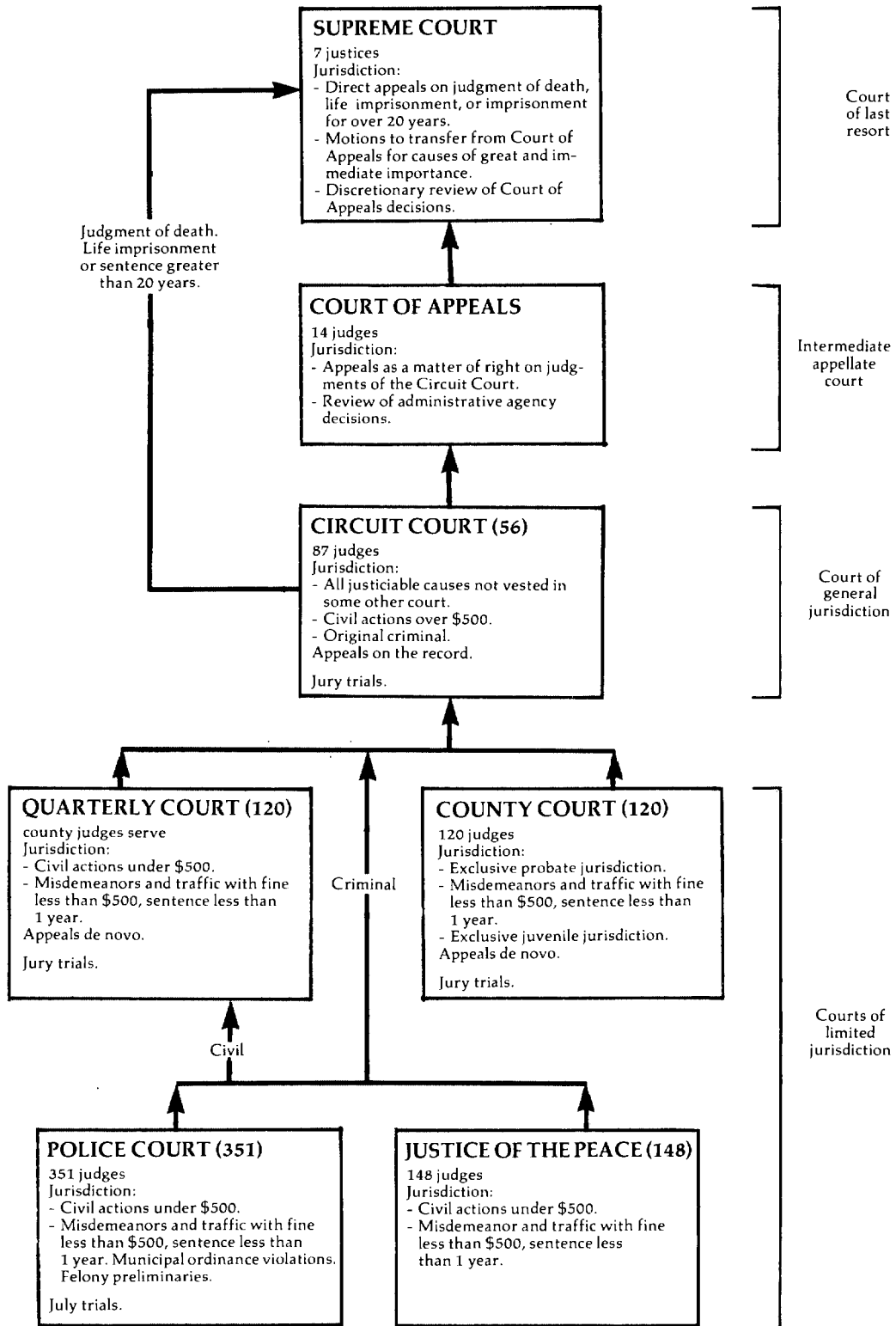
Beginning pending figures were obtained from the Kansas Judicial Council Bulletin, 1976.

Sources: Judicial Council, Kansas Judicial Council Bulletin 1976, 50th Annual Report; 1977, 51st Annual Report (Topeka, Kansas: 1976, 1977). Statistics are from the annual reports except that totals have been computed where necessary.

KANSAS MUNICIPAL COURT
 Court of limited jurisdiction
 ≈ 384 courts, ≈ 356 judges
 July 1, 1976 to January 9, 1977

There were no data available for cases handled in the Municipal Court for fiscal year 1977.

KENTUCKY COURT SYSTEM, 1977



↑ Indicates route of appeal.

KENTUCKY SUPREME COURT
Court of last resort
7 Justices
January 1, 1977 to December 31, 1977

	Beginning pending	Filed	Disposed	End pending
Cases:				
Appeals:				
Total appeals	N/A	781 (39) ^e	851 ^l	N/A
Other cases:				
Original proceedings:				
Original jurisdiction:				
Original actions	N/A	9 ^l	28 ^l	N/A
Actions for injunctive relief	N/A	48	13 ^l	N/A
Total	N/A	57	41	N/A
Requests to appeal:				
Motion for transfer	N/A	24	20 (5) ^e	N/A
Motion for discretionary review	N/A	304	164 (34) ^e	N/A
Total	N/A	328	184 (39) ^e	N/A
Total other cases	N/A	385	225 (39) ^e	N/A
Total cases	N/A	463 (39) ^e	1,076j(39) ^e	N/A ^k
Other proceedings:				
Rehearing requests:				
Petitions for rehearing	N/A	148	155	N/A
Other matters:				
Motions other than Rule 65.09 matters	N/A	946	1,051	N/A
Total other proceedings	N/A	1,094	1,206	N/A ^k

Manner of disposition

	<u>Appeals and Original proceedings</u>			<u>Requests to appeal</u>	
	<u>Civil</u>	<u>Criminal</u>	<u>Total</u>	<u>to appeal</u>	<u>Total</u>
	Opinion	229	201	430	0
Order	X	X	73	223	296
Transfer to Court of Appeals..	X	X	389	0	389

Boldface headings indicate the classifications used by the NCSP.

N/A = This case type is handled by the court, but the data are unavailable.

X = The data for this case type are known to be included in the total but were not available by category.

^eCases not included in the total to avoid double counting:

Motions for transfer and motions for discretionary review granted are not counted as disposed until the appeal is disposed; a filing is not counted for the resulting appeal. These granted petitions are the numbers appearing in parentheses.

^jExplanation of data included in the category:

Total cases disposed include 389 cases transferred to the Court of Appeals.

^kAdditional information:

At the end of the 1977 court year there were a total of 281 cases and other proceedings pending.

^lSpecial source or revision in data:

These figures were supplied by the clerk of the court during data verification.

Source: Administrative Office of the Courts, Annual Report, 1977 (Frankfort, Kentucky). Statistics are from the annual report except that totals have been computed where necessary, and additional data were supplied by the clerk of the court during data verification.

KENTUCKY COURT OF APPEALS
Intermediate appellate court
14 judges
January 1, 1977 to December 31, 1977

	Beginning pending	Filed	Disposed	End pending
Cases:				
Appeals:				
Civil	635	1,431	1,174	892
Criminal	145	363	280	228
Total appeals	780	1,794	1,454	1,120
Other cases:				
Original proceedings:				
Original jurisdiction:				
Original actions	3	103	88	18
Actions for injunctive relief ^a	0	17	16	1
Total	3	120	104	19
Requests to appeal:				
Discretionary review	0	8	6	2
Total other cases	3	128	110	21
Total cases	783^f	1,922	1,564	1,141
Other proceedings:				
Rehearing requests:				
Petitions for rehearing:				
Civil	0	225	158	96
Criminal	29	61	44	17
Total	29	286	202	113
Total other proceedings	29	286	202	113
<u>Manner of disposition</u>				
Opinion		1,266		
Order		298		

Boldface headings indicate the classifications used by the NCSP.

^aCourt jurisdiction:

The court obtained jurisdiction for "actions for injunctive relief" on February 1, 1977 from the Supreme Court.

^fBeginning pending figure for the 1977 court year does not equal the end pending figure for the 1976 court year:

Figures are as provided in unpublished data.

Source: Unpublished data supplied by the administrative office of the courts. Statistics are from the unpublished data except that totals have been computed where necessary.

KENTUCKY CIRCUIT COURT^k
Court of general jurisdiction
56 districts, 87 judges
January 1, 1977 to December 31, 1977

	Beginning pending	Filed	Disposed	End pending
Civil^d:				
Domestic relations	N/A	28,703	N/A	N/A
Appeal	N/A	220 ^l	N/A	N/A
Other civil	N/A	37,075	N/A	N/A
Total civil	N/A	65,998	N/A	N/A
Criminal^d:				
Felony/misdemeanor:				
Criminal ^j	N/A	12,699 ^j	N/A	N/A
Appeal	N/A	974 ^l	N/A	N/A
Extraordinary writ:				
Prisoner petitions	N/A	(j)	N/A	N/A
Total criminal	N/A	13,673	N/A	N/A
Grand total	N/A	79,671	N/A	N/A

(continued on next page)

Boldface headings indicate the classifications used by the NCSP.
 N/A = This case type is handled by the court, but the data are unavailable.

- ^dCase definition or unit of count:
 A civil case is counted with the filing of a petition or complaint.
 The criminal case unit of count is in general the number of defendants on the information or indictment. Counts were made for both the number of informations or indictments and the number of defendants. Due to a lack of a common indictment procedure across the state, the number of defendants was used for cross jurisdictional comparison.
- ^JExplanation of data included in the category:
 Prisoner petitions filed may or may not be included in the 12,699 total criminal cases filed.
- ^kAdditional information:
 Data displayed in the profile contain some estimates for counties not reporting.
- ^lSpecial source or revision in data:
 The breakdown of total appeals into civil and criminal appeals was supplied by the administrative office of the court during data verification.

Source: Administrative Office of the Courts, Annual Report, 1977 (Frankfort, Kentucky). Statistics are from the annual report except that totals have been computed where necessary, and additional data were supplied by the administrative office of the court during data verification.

KENTUCKY COUNTY COURT^b, QUARTERLY COURT^b, POLICE COURT^b, AND JUSTICE OF THE PEACE COURT^b
 Court of limited jurisdiction
 120 county courts, 120 judges; 120 quarterly courts, county judges serve;
 351 police courts, 351 judges; 148 justice courts, 148 judges
 January 1, 1977 to December 31, 1977

	Beginning pending	Filed	Disposed	End pending
Civil:				
Law:				
Civil	N/A	44,382	N/A	N/A
Estate:				
Probate/wills/intestate:				
Probate	N/A	20,547	N/A	N/A
Total civil	N/A	64,929	N/A	N/A
Criminal:				
Ordinance violation:				
Criminal/city ordinance	N/A	194,007	N/A	N/A
Preliminary hearing:				
Felony preliminary	N/A	24,735	N/A	N/A
Total criminal	N/A	218,742	N/A	N/A
Traffic:				
Other traffic violation:				
Serious traffic	N/A	74,721	N/A	N/A
Other traffic	N/A	344,241	N/A	N/A
Total	N/A	418,962	N/A	N/A
Total traffic	N/A	418,962	N/A	N/A
Juvenile:				
Total juvenile	N/A	26,930	N/A	N/A
Grand total	N/A	729,563	N/A	N/A

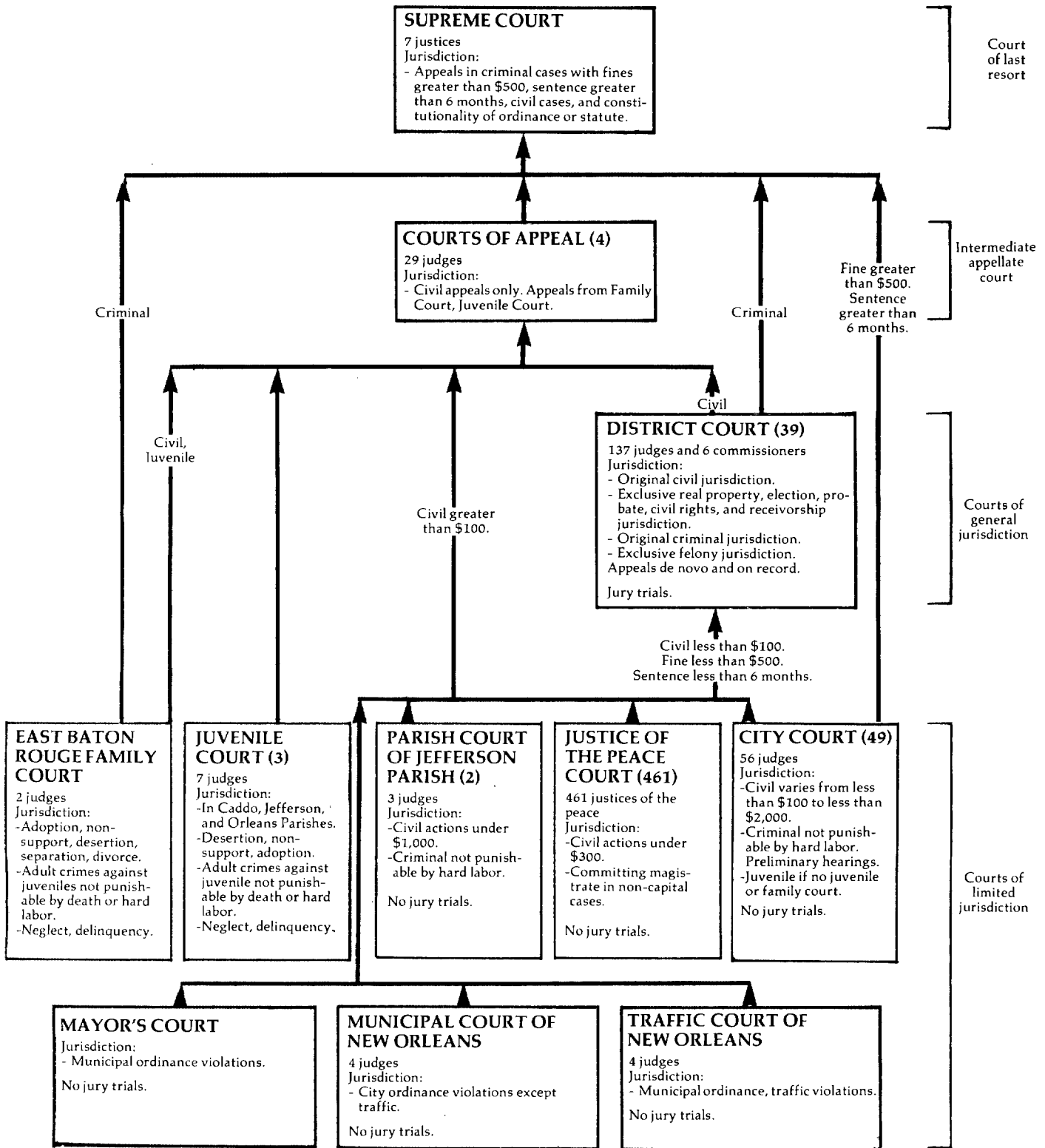
Boldface headings indicate the classifications used by the NCSP.
 N/A = This case type is handled by the court, but the data are unavailable.

^bParticular court or reporting system information:
 Complete data were received from 50 of the 129 County Courts and Quarterly Courts (41.7%), 173 of the 351 Police Courts (49.3%), and 62 of the 148 Justice of the Peace Courts (41.9%), for a total overall of 46% of the possible courts reporting. Incomplete reports were received from 23 County Courts and Quarterly Courts, 77 Police Courts, and 32 Justice of the Peace Courts. Incomplete data were used to estimate the total case volume for those courts reporting partial data. Where data were not complete, totals were estimated. The figures given above represent data for all courts for the entire year.

^dCase definition or unit of count:
 A civil case is counted with the filing of a petition or complaint.
 The criminal case unit of count is the number of defendants on the indictment or petition.

Source: Administrative Office of the Courts, Annual Report, 1977 (Frankfort, Kentucky). Statistics are from the annual report except that totals have been computed where necessary.

LOUISIANA COURT SYSTEM, 1977



LOUISIANA SUPREME COURT
Court of last resort
7 Justices
January 1, 1977 to December 31, 1977

	Beginning pending	Filed	Disposed	End pending
Cases:				
Appeals:				
Appeals ^j	N/A	608	490	N/A
Writs granted	N/A	(317) ^e	291	N/A
Total appeals	N/A	608 (317) ^e	781	N/A
Other cases:				
Original proceedings:				
Original jurisdiction:				
Other matters	N/A	5	5	N/A
Disciplinary:				
Original jurisdiction petitions ^j	N/A	31	5	N/A
Total	N/A	36	10	N/A
Requests to appeal:				
Writs	N/A	1,622	1,222 (317) ^e	N/A
Total other cases	N/A	1,658	1,232 (317) ^e	N/A
<hr/>				
Total cases	N/A	2,266 (317) ^e	2,013 (317) ^e	N/A
Other proceedings:				
Rehearing requests	N/A	169	181	N/A
Total other proceedings	N/A	169	181	N/A

Manner of disposition

	Appeals	Disciplinary	Requests to appeal	Original jurisdiction	Total cases	Rehearing requests
Written opinion	398	5	--	5	408	(k)
Per curiam without opinion ...	200	0	--	0	200	0
Dismissed	15	0	15	0	30	0
Granted	--	--	317	--	317	11
Denied	--	--	1,155	--	1,155	170
Not considered	--	--	52	--	52	--

Boldface headings indicate the classifications used by the NCSP.

Blank space = Not enough information is known. The case category may or may not be handled by the court.

N/A = This case type is handled by the court, but the data are unavailable.

-- = Not applicable.

^eCases not included in the total to avoid double counting:

Writs granted are not counted as disposed until the resulting appeal is disposed and a filing is not counted for the resulting appeal.

These granted writs are the numbers appearing in parentheses.

^jExplanation of data included in the category:

Appeals filed include a few habeas corpus original jurisdiction cases.

Original jurisdiction petitions under disciplinary include some nondisciplinary bar matters as well as disciplinary cases.

^kAdditional information:

There were 12 opinions written on rehearing requests disposed.

Source: Judicial Administrator, Judicial Council Annual Report with 1977 Statistics and Related Data (New Orleans, Louisiana). Statistics are from the annual report except that totals have been computed where necessary.

LOUISIANA COURTS OF APPEAL^a
Intermediate appellate court
4 circuits, 29 judges
January 1, 1977 to December 31, 1977

	Beginning pending	Filed	Disposed	End pending
Cases:				
Appeals:				
Civil	X	2,092	2,054	X
Total appeals	X	2,092	2,054	X
Other cases:				
Original proceedings:				
Original jurisdiction:				
Writs	X	315	298 ^h	X
Requests to appeal	X	315	298 ^h	X
Total other cases	X	315	298 ^h	X
Total cases	854 ^{fh}	2,407	2,352	909
Other proceedings:				
Rehearing requests	N/A	N/A	931	N/A
Total other proceedings	N/A	N/A	931	N/A

<u>Manner of disposition</u>		<u>Disposition of cases</u>		<u>Status of pending cases (12/31/77)</u>	
Judgments rendered	1,871	Original jurisdiction		To be argued	693
Cases dismissed	183	Granted	89	Argued but not decided	216
		Refused	209		

Boldface headings indicate the classifications used by the NCSP.
Blank space = Not enough information is known. The case category may or may not be handled by the court.
N/A = This case type is handled by the court, but the data are unavailable.
X = The data for this case type are known to be included in the total but were not available by category.

^aCourt jurisdiction:
The court hears **civil appeals** only.
^fBeginning pending figure for the 1977 court year does not equal the end pending figure for the 1976 court year.
Figure is as calculated from data given in the annual report.
^hFigure was computed:
The writs disposed figure was computed by adding writs refused and writs granted.
Beginning pending figure was computed from filing, disposition, and end pending data.

Source: Judicial Administrator, Judicial Council Annual Report with 1977 Statistics and Related Data (New Orleans, Louisiana). Statistics are from the annual report except that totals have been computed where necessary, and corrections were made by the state court administrative office during data verification.

LOUISIANA DISTRICT COURT
Court of general jurisdiction
39 districts, 137 judges and 6 commissioners
January 1, 1977 to December 31, 1977

	Beginning pending	Filed	Disposed	End pending
Civil^d:				
Total civil	N/A	133,369	N/A	N/A
Criminal^d:				
Total criminal	N/A	236,010	N/A	N/A
Grand total	N/A	369,379	N/A	N/A

Time interval (percent of total dispositions)

	1 to 3 months	4 to 6 months	7 to 12 months	More than one year
Filing to disposition:				
Civil	77.0%	10.0%	3.5%	9.5%
Felony	53.0%	19.0%	9.0%	19.0%

Boldface headings indicate the classifications used by the NCSP.
N/A = This case type is handled by the court, but the data are unavailable.

^dCase definition or unit of count:
A civil case is counted with the filing of a petition or complaint.
The criminal case unit of count is the number of defendants on the information or indictment.

Source: Judicial Administrator, Judicial Council Annual Report with 1977 Statistics and Related Data (New Orleans, Louisiana). Statistics are from the annual report except that totals have been computed where necessary, and revisions were made by the state court administrative office during data verification.

LOUISIANA FAMILY COURT AND JUVENILE COURT^b
Court of limited jurisdiction
1 court, 2 judges; 3 courts, 7 judges
January 1, 1977 to December 31, 1977

	Beginning pending	Filed	Disposed	End pending
Juvenile:				
Total juvenile	N/A	26,217	N/A	N/A
Grand total	N/A	26,217	N/A	N/A

Boldface headings indicate the classifications used by the NCSP.
N/A = This case type is handled by the court, but the data are unavailable.

^bParticular court or reporting system information:
The Louisiana judicial reporting system is undergoing modifications. Filings from Caddo Family Court and Juvenile Court were derived from new case numbers assigned and counts of dispositions, and may not be comparable to data from the other courts.

Source: Judicial Administrator, Judicial Council Annual Report with 1977 Statistics and Related Data (New Orleans, Louisiana). Statistics are from the annual report except that totals have been computed where necessary.

LOUISIANA CITY COURT¹ AND PARISH COURT¹, AND MUNICIPAL COURT AND TRAFFIC COURT OF NEW ORLEANS
Court of limited jurisdiction
49 courts, 56 judges; 2 courts, 3 judges; 1 court, 4 judges; 1 court, 4 judges
January 1, 1977 to December 31, 1977

	Beginning pending	Filed	Disposed	End pending
Civil^d:				
Law:				
Civil	N/A	62,351 ¹	N/A	N/A
Total civil	N/A	62,351 ¹	N/A	N/A
Criminal^d:				
Total criminal	N/A	110,621 ¹	N/A	N/A
Traffic:				
Other traffic violation	N/A	382,865 ¹	N/A	N/A
Total traffic	N/A	382,865 ¹	N/A	N/A
Juvenile^j:				
Total juvenile	N/A	13,976 ¹	N/A	N/A
Grand total	N/A	569,813 ¹	N/A	N/A

Boldface headings indicate the classifications used by the NCSP.
N/A = This case type is handled by the court, but the data are unavailable.

^dCase definition or unit of count:
A civil case is counted with the filing of a petition or complaint.
The criminal case unit of count is the number of informations, indictments, or complaints.

¹Data are not complete:
Data were not available for Houma and Plaquemines. Filings for the following courts are estimates based on nine months data: Jefferson Second Parish Court, Slidell, and Winnfield. Marksville and Pineville reports were estimated based on eight months data.

^jExplanation of data included in the category:
Juvenile traffic filings are included in the juvenile total filings.

Source: Judicial Administrator, Judicial Council Annual Report with 1977 Statistics and Related Data (New Orleans, Louisiana). Statistics are from the annual report except that totals have been computed where necessary, and revisions were made by the state court administrative office during data verification.

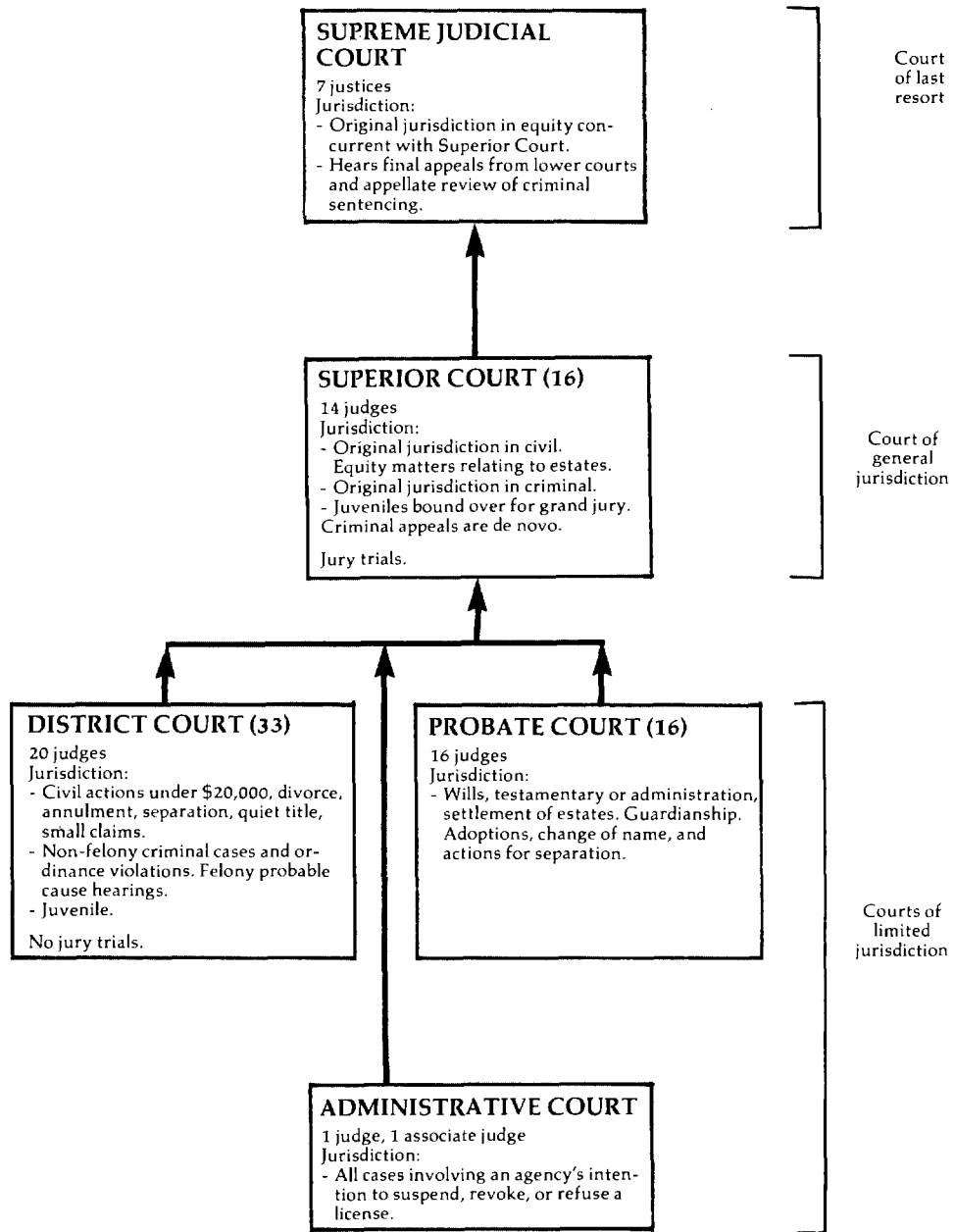
LOUISIANA JUSTICE OF THE PEACE COURT
Court of limited jurisdiction
461 courts, 461 justices of the peace
January 1, 1977 to December 31, 1977

There were no data available for cases handled in the Justice of the Peace Court for 1977.

LOUISIANA MAYOR'S COURT
Court of limited jurisdiction
January 1, 1977 to December 31, 1977

There were no data available for cases handled in the Mayor's Court for 1977.

MAINE COURT SYSTEM, 1977



↑ Indicates route of appeal.

MAINE SUPREME JUDICIAL COURT
 Court of last resort
 7 Justices
 January 1, 1977 to December 31, 1977

	Beginning pending	Filed	Disposed	End pending
Cases:				
Appeals:				
Civil:				
New appeals	X	168	X	X
Reports	X	6	X	X
Total	143	174	112	205
Criminal:				
New appeals	X	145	X	X
Interlocutory appeals	X	7	X	X
Total	136	152	124	164
Total appeals	279	326	236	369
Other cases:				
Original proceedings:				
Advisory opinions:				
Solemn occasion opinions	0	3	3	0
Sentence review only:				
Appeals in the appellate division	35	50	43	42
Total other cases	35	53	46	42
Total cases	314	379	282	411

<u>Manner of disposition</u>				<u>Disposition of appeals</u>			
	Civil	Criminal	Total		Civil	Criminal	Total
Written opinion	90	73	163	Sustained (reversed)	34	9	43
Per curiam and memorandum opinions	4	14	18	Denied (affirmed)	45	63	108
Solemn occasion opinions ..	3	0	3	Remanded	5	1	6
				Dismissed before argument ..	22	50	72
				Dismissed	6	1	7
<u>Status of pending cases (appeals) (12/31/77)</u>				<u>Disposition of sentence review cases</u>			
Not yet at issue	132			Sentence unchanged			42
At issue awaiting oral argument ..	64			Sentence reduced			1
Orally argued awaiting opinion ...	173			Sentence increased			0

Boldface headings indicate the classifications used by the NCSP.

X = The data for this case type are known to be included in the total but were not available by category.

Source: Administrative Office of the Courts, Annual Report 1977 (Auburn, Maine: 1978). Statistics are from the annual report except that totals have been computed where necessary, and corrections were made during the process of data verification by the clerk of court.

MAINE SUPERIOR COURT
Court of general jurisdiction
16 counties, 14 Judges
January 1, 1977 to December 31, 1977

	Beginning pending	Filed	Disposed	End pending
Civil^d:				
Law:				
Other civil	2,510	2,642	1,853	3,302 ^g
Tort:				
Damages	927	874	584	1,217
Personal injury	1,263	956	666	1,553
Total	2,190	1,830	1,250	2,770
Contract	1,604	1,108	854	1,858
Domestic relations:				
Marriage dissolution:				
Divorce	226	536	337	425
Support/custody:				
URESAs	619	1,171	735	1,055
Total	845	1,707	1,072	1,480
Appeal:				
Appeal of trial court case:				
Infraction appeal	10	24	20	14
Other appeal	186	200	147	239
Total	196	224	167	253
Extraordinary writ:				
Habeas corpus	58	57	58	57
Total civil	7,403 ^f	7,568	5,254	9,720 ^g
Criminal^d:				
Felony:				
Classes A, B, and C	815	3,094	2,346	1,563
Misdemeanor:				
Classes D and E	722	2,523	2,042	1,203
Ordinance violation	(j)	(j)	(j)	(j)
Other criminal ^j	314 ^j	521 ^j	463 ^j	372 ^j
Total criminal	1,851 ^f	6,138	4,851	3,138
Traffic:				
Other traffic violation:				
Title 29	397	1,881	1,429	849
Total traffic	397	1,881	1,429	849
Grand total	9,651 ^f	15,587	11,534	13,707 ^g
Trial^d				
	Jury	Non-jury	Total	
Civil ^m	167	226	393	
Criminal:				
Felony	230	79	309	
Misdemeanor	114	105	219	
Other criminal	22	14	36	
Total	366	198	564	
Traffic	108	56	164	
Grand total	641	480	1,121	
Time interval data (average days)				
Civil:				
Pretrial memo to pretrial conference	126			
Pretrial conference to jury trial	201			
Pretrial conference to jury-waived trial	176 ⁿ			
Pretrial conference to other disposition	226			
Criminal (felony):				
Arrestment to jury trial	106			
Arrestment to jury-waived trial	93			
Arrestment to disposition	85			

Boldface headings indicate the classifications used by the NCSP.

^dCase definition or unit of count:

A civil case is counted with the filing of a petition or complaint.
The criminal case unit of count is the number of informations, indictments, or complaints.
A trial is counted by the state when it has officially begun.

^fBeginning pending figure for the 1977 court year does not equal the end pending figure for the 1976 court year:

Figures are as given in the annual report.

^gChange in pending does not equal the difference between filings and dispositions:

Figures are as given in the annual report.

^jExplanation of data included in the category:

Other criminal incorporates cases which fall outside Title 17A and Title 12. It includes inland fisheries violations, wildlife violations, and municipal ordinance violations cases.

^mInformation on disposition type on trial data:

Civil trial data do not include URESA cases.

ⁿInformation on time interval or age of pending data:

Pretrial conference to jury-waived trial time interval figure does not include Aroostock and York counties.

Source: Administrative Office of the Courts, Annual Report 1977 (Auburn, Maine: 1978). Statistics are from the annual report except that totals have been computed where necessary.

MAINE DISTRICT COURT
 Court of limited jurisdiction
 33 courts, 20 judges
 July 1, 1976 to June 30, 1977

	Beginning pending	Filed	Disposed	End pending
Civil:				
Law:				
Civil	N/A	11,803	N/A	N/A
Money judgments	N/A	5,452 ^d	N/A	N/A
Total	N/A	17,255 ^d	N/A	N/A
Small claims	N/A	14,551 ^d	N/A	N/A
Domestic relations:				
Marriage dissolution:				
Divorce	N/A	7,190 ^d	N/A	N/A
Support/custody:				
Reciprocal	N/A	85 ^d	N/A	N/A
Total	N/A	7,275 ^d	N/A	N/A
Mental health	N/A	479 ^d	N/A	N/A
Total civil	N/A	39,560 ^d	N/A	N/A
Criminal:				
Total criminal	N/A	X	N/A	N/A
Traffic:				
Total traffic	N/A	X	N/A	N/A
Juvenile:				
Total juvenile	N/A	5,083 ^d	N/A	N/A
Grand total	N/A	186,823 ^d	N/A	N/A

Boldface headings indicate the classifications used by the NCSP.
 N/A = This case type is handled by the court, but the data are unavailable.
 X = The data for this case type are known to be included in the total but were not available by category.

^dCase definition or unit of count:

A civil case is counted with the filing of a petition or complaint.
 The criminal case unit of count is the number of informations, indictments, or complaints.

ⁱData are not complete:

Data for money judgments, **small claims**, divorce, and **juvenile** were not reported by Fort Kent and VanBuren Counties.
 Only Bath, Belfast, Caribou, Machias, Madawaska, Rockland, and Wiscasset reported reciprocal cases.
 Only Augusta and Bangor reported **mental health** data.

^lSpecial source or revision in the data:

The grand total cases filed figure was corrected by the administrative office of the courts during the data verification process.

Source: Administrative Office of the Courts, Annual Report 1977 (Auburn, Maine: 1978). Statistics are from the annual report except that totals have been computed where necessary, and corrections were made during the process of data verification.

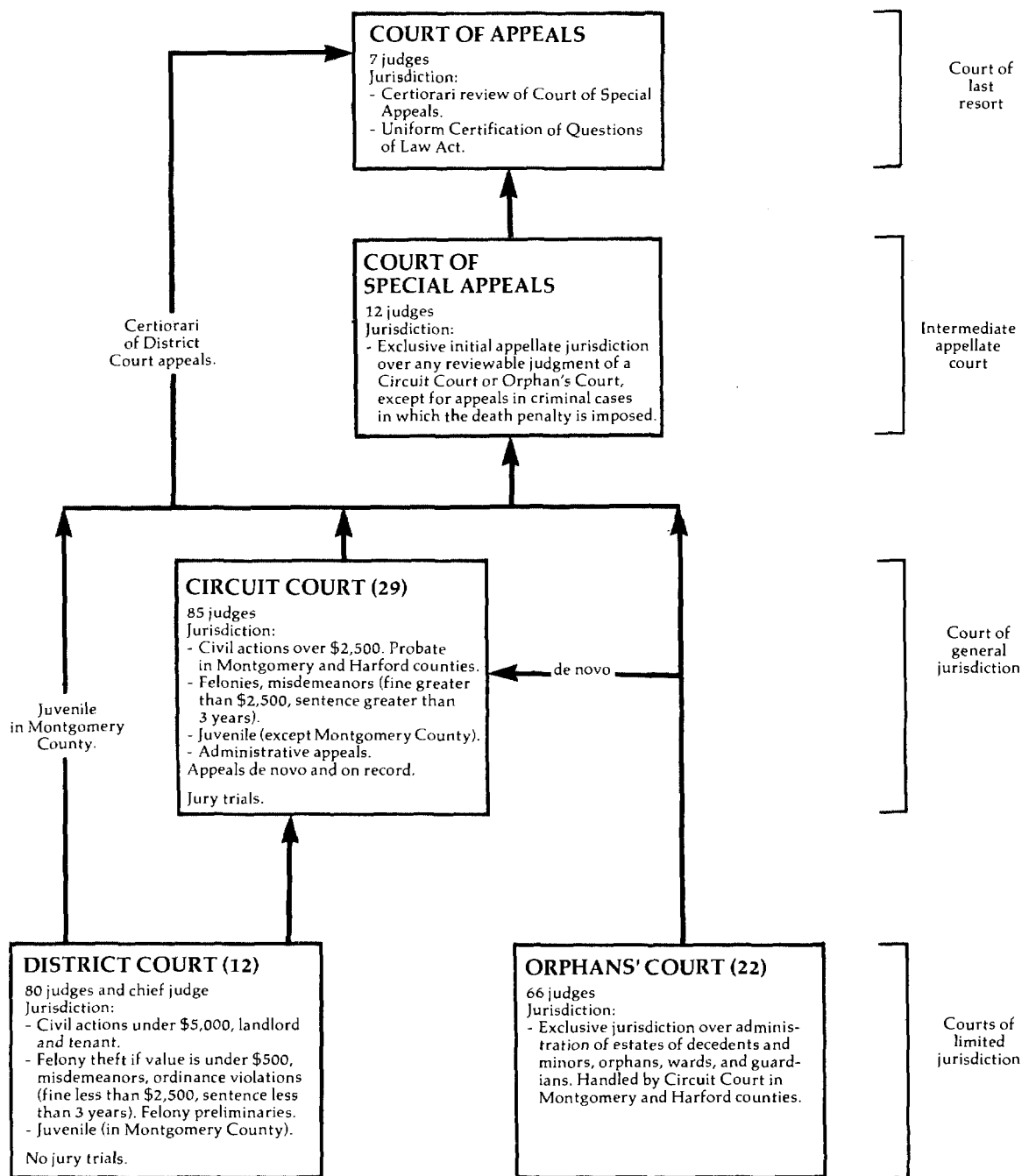
MAINE PROBATE COURT
 Court of limited jurisdiction
 16 courts, 16 judges
 January 1, 1977 to December 31, 1977

There were no data available for cases handled in the Probate Court for 1977.

MAINE ADMINISTRATIVE COURT
 Court of limited jurisdiction
 1 judge, 1 associate judge
 July 1, 1976 to June 30, 1977

There were no data available for cases handled by the Administrative Court for 1977.

MARYLAND COURT SYSTEM, 1977



↑ Indicates route of appeal.

MARYLAND COURT OF APPEALS
Court of last resort
7 judges
July 1, 1976 to June 30, 1977

	Beginning pending	Filed	Disposed	End pending
Cases:				
Appeals:				
Civil	6	62 ^h (72) ^e	132	8
Criminal	8	(39) ^{eh}	42	5
Total appeals	14	62 ^h (111) ^e	174	13
Other cases:				
Original proceedings:				
Disciplinary	0	16	16	0
Requests to appeal:				
Applications for certiorari:				
Civil	0	212	140 (72) ^e	0
Criminal	0	268	226 (42) ^e	0
Total	0	480	366 (114) ^e	0
Total other cases	0	496	382 (114) ^e	0
Total cases	14	558 (111)^e	556^k(114)^e	13

Manner of disposition^m

Reported opinions	137
Unreported opinions	14

Disposition of applications for certiorari

	Civil	Criminal	Total
Granted	72	42	114
Denied	136	225	361
Dismissed	2	0	2
Withdrawn	2	1	3
Total	212	268	480

Disposition of appeals

	Civil			Criminal	Total
	Law	Equity	Total		
Affirmed	35	23	58	17	75
Modified and affirmed	0	2	2	0	2
Reversed	31	12	43	19	62
Affirmed in part, reversed in part	4	2	6	0	6
Remanded without affirmance or reversal ...	3	1	4	0	4
Dismissed, opinion filed	3	2	5	0	5
Dismissed without opinion	1	1	2	5	7
Dismissed prior to argument or submission .	4	2	6	1	7
Transferred to Court of Special Appeals ...	4	2	6	0	6

Time interval (average months)

Original filing to disposition in Circuit Court	15.4
Disposition in Circuit Court to docketing	7.2
Docketing to argument	2.6
Argument to decision	1.6

Boldface headings indicate the classifications used by the NCSP.

^eCases not included in the total to avoid double counting:

Applications for certiorari when granted are not counted as dispositions until the resulting appeal is disposed; a filing is not counted for the associated appeal. These granted applications for certiorari are the numbers appearing in parentheses.

^hFigure was computed:

Civil and criminal appeal filings and dispositions were computed from available data.

^kAdditional information:

The Court of Appeals also reviewed 22 bar exam matters and 87 bar admittance matters.

^mInformation on disposition type or trial data:

Fifteen opinions were per curiam. Sixteen dissenting opinions, three concurring opinions, and two opinions dissenting in part and concurring in part were also filed.

Source: Administrative Office of the Courts, Annual Report 1976-1977 (Annapolis, Maryland). Statistics are from the annual report except that totals have been computed where necessary.

MARYLAND COURT OF SPECIAL APPEALS
Intermediate appellate court
12 Judges
July 1, 1976 to June 30, 1977

	Beginning pending	Filed	Disposed	End pending
Cases:				
Appeals:				
Civil:				
Law	X	X (X) ^e	408	43
Equity	X	X (X) ^e	307	41
Total	91	702 (6) ^e	715	84
Criminal	146	661 (14) ^e	752	69
Total appeals	237	1,363 (20) ^e	1,467	153
Other cases:				
Original proceedings				
Requests to appeal:				
Application for leave to appeal:				
Postconviction remedy:				
Postconviction	0	167 ^h	153 (14) ^e	0
Defective delinquent	0	15 ^h	9 (6) ^e	0
Total	0	182 ^h	162 (20) ^e	0
Total other cases	0	182 ^h	162 (20) ^e	0
Total cases	237	1,545 ^h (20) ^e	1,629 (20) ^e	153

Manner of disposition^m

Reported opinions 302
 Unreported opinions, all per curiam 687

Disposition of appeals

	Civil		Criminal	Total
	Law	Equity		
Affirmed	135	102	498	735
Modified and affirmed	0	6	0	6
Reversed	48	33	67	148
Affirmed in part, reversed in part ..	13	16	32	61
Remanded without affirmance or reversal	5	5	0	10
Dismissed, opinion filed	13	14	8	35
Dismissed prior to argument or submission	130	89	144	363
Transferred to Court of Appeals	64	42	3	109

Disposition of applications for leave to appeal

	Postconviction	Defective delinquent	Total
Granted	14	6	20
Denied	150	9	159
Withdrawn	1	0	1
Remanded	2	0	2
Total	167	15	182

Time interval (average months)

Original filings to dispositions in court below	11.3
Disposition in Circuit Court to docketing	2.6
Docketing to argument	4.6
Argument to decision	1.1

Blackface headings indicate the classifications used by the NCSP.

Blank space = Not enough information is known. The case category may or may not be handled by the court.

X = The data for this case type are known to be included in the total but were not available by category.

^eCases not included in the total to avoid double counting:

Applications for leave to appeal when granted are not counted as dispositions until the resulting appeal is disposed; a new filing is not counted for the associated appeal. These granted applications for leave to appeal are the numbers appearing in parentheses.

^hFigure was computed:

Filings were computed from disposed and pending figures.

^mInformation on disposition type or trial data:

Seven dissenting opinions and three concurring opinions were also filed.

Source: Administrative Office of the Courts, Annual Report 1976-1977 (Annapolis, Maryland). Statistics are from the annual report except that totals have been computed where necessary.

MARYLAND CIRCUIT COURT
Court of general jurisdiction
29 courts, 85 judges
July 1, 1976 to June 30, 1977

	Beginning pending	Filed	Disposed	End pending
Civil^d:				
Law:				
Confessed judgments	X	1,636	1,640	X
Other law	X	1,803	1,671	X
Defective delinquent	X	63	80	X
Total	X	3,502	3,391	X
Tort:				
Auto tort:				
Motor tort	X	5,486	6,836	X
Other tort:				
Other tort	X	2,018	2,029	X
Consent cases	X	220	268	X
Total	X	2,238	2,297	X
Total	X	7,724	9,133	X
Contract	X	4,858	4,315	X
Real property rights:				
Condemnation	X	426	644	X
Foreclosure	X	2,459	1,835	X
Total	X	2,885	2,479	X

(continued on next page)

Equity:				
Other equity	X	9,618	7,061	X
Domestic relations:				
Marriage dissolution:				
Divorce, nullity, maintenance	X	25,923	23,632	X
Adoption	X	1,754	1,657	X
Other domestic relations:				
Paternity	X	6,459	5,345	X
Total	X	34,136	30,634	X
Estate:				
Guardianship/conservatorship/trusteeship:				
Petition for guardianship	X	441	418	X
Appeal:				
Appeal of administrative agency case	X	1,543	1,078	X
Appeal of trial court case	X	864	694	X
Total	X	2,407	1,772	X
Extraordinary writ:				
Habeas corpus	X	455	486	X
Total civil	121,714	66,026	59,689	128,051
Criminal^d:				
Felony/misdemeanor:				
Desertion and nonsupport	X	2,284	2,189	X
Other criminal	X	35,142	32,897	X
Adult offenses against juveniles	(j)	123	135	(j)
Total	X	37,549	35,221	X
Appeal:				
Motor vehicle	X	3,400	3,446	X
Criminal	X	1,904	1,858	X
Total	X	5,304	5,304	X
Postconviction remedy:				
Postconviction	X	441	417	X
Sentence review only:				
Applications for review of criminal sentences	N/A	322	332	N/A
Total criminal	12,216^{1j}	43,616	41,274	14,580^{1j}
Juvenile:				
Criminal-type offense:				
Delinquency	X	20,928 ^{8k}	21,424	X
Other juvenile:				
Child in need of assistance/child in need of supervision	X	2,774 ^k	3,018	X
Total juvenile	7,864^j	23,702	24,442	4,045^{8j}
Grand total	138,727^{1j}	133,344	125,405	146,676^{1j}

	Trial ^d			Time interval (average days) ^h	
	Jury	Non-jury	Total	Filing to trial or hearing	Filing to disposition
Civil:					
Law ^m	985	1,554	2,539	502	508
Equity ^m	0	14,408	14,408	195	227
Total	985	15,962	16,947	241	320
Criminal	2,076	7,905	9,981	113	127
Grand total ..	3,061	23,867	26,928	N/A	63

Boldface headings indicate the classifications used by the NCSP.
 N/A = This case type is handled by the court but the data are unavailable.
 X = The data for this case type are known to be included in the total but were not available by category.

^dCase definition or unit of count:
 A civil case is counted with the filing of a petition or complaint.
 The criminal case unit of count is the number of informations or indictments.
 A jury trial is counted if tried to verdict.
 A non-jury trial is counted at the point when an opening statement or the introduction of any evidence occurs.

⁸Change in pending does not equal the difference between filings and dispositions:
 Figures are as given in the annual report.

^hFigure was computed:
 Time interval data were computed by weighting the individual court's average by the number of trials per court.

^{1j}Data are not complete:
 Criminal and grand total pending do not include sentence review only cases.

^jExplanation of data included in the category:
 Pending figures for adult offenses against juveniles are included in the total pending for juvenile cases.

^kAdditional information:
 Juvenile and grand total data do not include juvenile cases from the Montgomery County District Court. These cases are reported on the District Court profile.

^mInformation on disposition type or trial data:
 The equity category for trial data includes domestic relations, equity, and foreclosure. The law category includes all other civil categories.

ⁿInformation on time interval or age of pending data:
 The equity category for time interval data includes domestic relations, equity, and foreclosure. The law category includes all other civil categories.

Source: Administrative Office of the Courts, Annual Report 1976-77 (Annapolis, Maryland). Statistics are from the annual report except that totals have been computed where necessary.

MARYLAND DISTRICT COURT*
Court of limited jurisdiction
12 districts, 80 judges and chief judge
July 1, 1976 to June 30, 1977

	Beginning pending	Filed	Disposed	End pending
Civil^d:				
Law:				
Contract and tort cases	N/A	99,130	N/A	N/A
Real property rights:				
Landlord and tenant	N/A	261,808	N/A	N/A
Other civil	N/A	10,398	N/A	N/A
Total civil	N/A	371,336	N/A	N/A
Criminal^d:				
Misdemeanor:				
Criminal	N/A	111,673	N/A	N/A
Adult offenses against juveniles ^j	(j)	15	10	(j)
Total	N/A	111,688	10 ⁱ	N/A
Total criminal	N/A	111,688	10 ⁱ	N/A
Traffic:				
Total traffic	N/A	672,516	N/A	N/A
Juvenile^k:				
Criminal-type offense:				
Delinquency	X	2,051	2,390	X
Other juvenile:				
C.I.N.A. or C.I.N.S.	X	848	939	X
Total juvenile	3,067 ^l	2,899	3,329	2,642 ^j
Grand total	3,067^l	1,158,439^k	3,339ⁱ	2,642^j

<u>Non-jury trial^d</u>	
Civil	34,125
Traffic	213,481
Total	247,606

Boldface headings indicate the classifications used by the NCSP.
N/A = This case type is handled by the court, but the data are unavailable.

^dCase definition or unit of count:
A civil case is counted with the filing of a petition or complaint.
The criminal case unit of count is the number of defendants on the information, indictment, or complaint.
A non-jury trial is counted at the point when an opening statement or the introduction of any evidence occurs.

^kAdditional information:
Juvenile cases in Montgomery County are heard in the District Court and are included on this profile. Elsewhere in the state juvenile cases are heard in the Circuit Court. Data for those juvenile cases (outside Montgomery County) are included in the Circuit Court profile.

ⁱData are not complete:
Criminal disposed data include misdemeanor adult offenses against juveniles only. Grand total pending and disposed data include criminal adult offenses against juveniles and juvenile cases only.

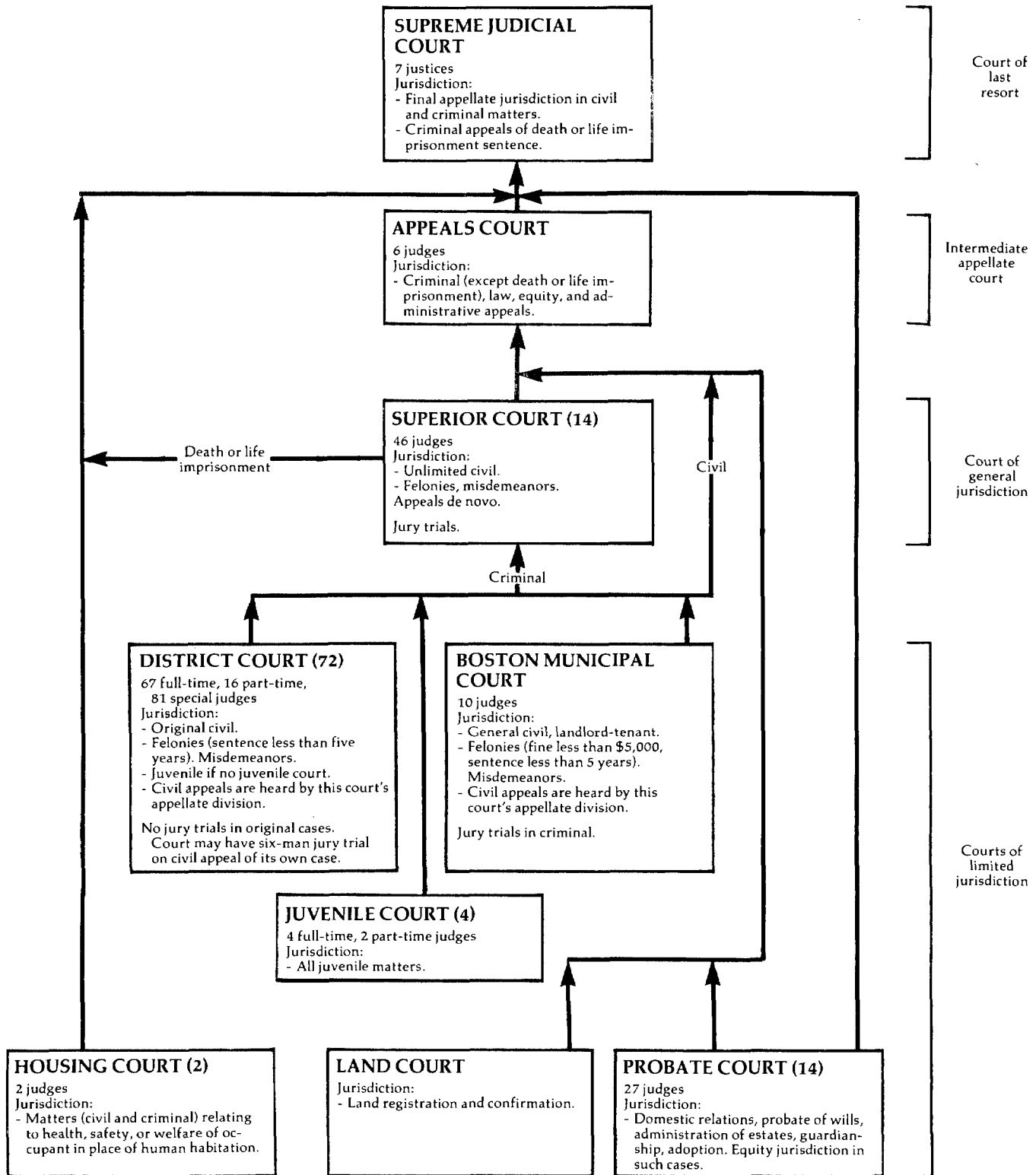
^jExplanation of data included in the category:
Juvenile pending data also include criminal adult offenses juveniles.

Source: Administrative Office of the Courts, Annual Report 1976-77 (Annapolis, Maryland). Statistics are from the annual report except that totals have been computed where necessary.

MARYLAND ORPHAN'S COURT
Court of limited jurisdiction
22 counties, 66 judges
July 1, 1976 to June 30, 1977

There were no data available for cases handled in the Orphan's Court for fiscal year 1977.

MASSACHUSETTS COURT SYSTEM, 1977



↑ Indicates route of appeal.

MASSACHUSETTS SUPREME JUDICIAL COURT
Court of last resort
7 justices
July 1, 1976 to June 30, 1977

	Beginning pending	Filed	Disposed	End pending
Cases:				
Appeals:				
Full court appeals	N/A	304	N/A	N/A
Single justice appeals ^a	N/A	701	N/A	N/A
Total appeals	N/A	1,005	N/A	N/A
Other cases:				
Original proceedings	N/A	N/A	N/A	N/A
Requests to appeal	N/A	N/A	N/A	N/A
Total other cases	N/A	N/A	N/A	N/A
Total cases	N/A	1,005 ^d	N/A	N/A

<u>Manner of disposition</u>	<u>Disposition of full court appeals</u>
Full court appeals:	
Written opinion	Dismissed
Rescript opinion	3

Boldface headings indicate the classifications used by the NCSP.
N/A = This case type is handled by the court, but the data are unavailable.

^aCourt jurisdiction: Massachusetts Supreme Judicial Court justices sit (on a rotational basis) in "single justice sessions." An unknown number of these cases are referred to the full court for final disposition and may be counted twice.

^dData are not complete: Total cases filed figure only includes appeals filed. No information was available on the volume of original proceedings or requests to appeal cases for the time period.

Source: Unpublished data supplied by the Office of the Chief Administrative Justice. Figures are from the unpublished data except that totals have when computed where necessary.

MASSACHUSETTS APPEALS COURT
Intermediate appellate court
6 judges
January 1, 1977 to December 31, 1977^b

	Beginning pending	Filed	Disposed	End pending
Cases:				
Appeals:				
Civil	N/A	975	X	N/A
Criminal	N/A	191	X	N/A
Total appeals	N/A	1,166	912	N/A
Other cases:				
Original proceedings				
Requests to appeal				
Total other cases				
Total cases	N/A	1,166	912	N/A
Other proceedings:				
Other matters:				
Temporary order/interlocutory before single justice	N/A	2,635	2,635	N/A
Total other proceedings	N/A	2,635	2,635	N/A

<u>Manner of disposition</u>	<u>Disposition of appeals</u>
Full opinion	Summarily affirmed without hearing
284	Dismissals/appeals withdrawn/remands
	Transferred to the Supreme Judicial Court
	91
	312
	225

Boldface headings indicate the classifications used by the NCSP.
Blank space = Not enough information is known. The case category may or may not be handled by the court.
N/A = This case type is handled by the court, but the data are unavailable.
X = The data for this casetype are known to be included in the total but were not available by category.

^bParticular court or reporting system information: The two previous years in this national series of state court caseload statistics reported fiscal year data for this court.

Source: Clerk and Administrator of the Appeals Court, Annual Report (unpublished). Statistics are from this unpublished report except that totals have been computed where necessary.

MASSACHUSETTS SUPERIOR COURT
 Court of general jurisdiction
 14 courts, 46 judges
 July 1, 1976 to June 30, 1977

	Beginning pending	Filed	Disposed	End pending
Civil^d:				
Other civil:				
Jury cases	48,154	X	X	41,706
Non-jury cases	43,165	X	X	43,882
Total	<u>91,319</u>	<u>31,395¹</u>	<u>34,966¹</u>	<u>85,588</u>
Total civil	91,319	31,395 ¹	34,966 ¹	85,588
Criminal^d:				
Total criminal	46,414	35,254 ¹	40,850 ¹	43,355 ⁸
Grand total	137,733	66,649	75,816	128,943 ⁸

Boldface headings indicate the classifications used by the NCSP.

X = The data for this case type are known to be included in the total but were not available by category.

^dCase definition or unit of count:

A civil case is counted with the filing of a petition or complaint.

The criminal case unit of count is the number of informations or indictments.

A jury trial is counted when the jury is sworn.

A non-jury trial is counted at the point when an opening statement or the introduction of any evidence occurs.

⁸Change in pending does not equal the difference between filings and dispositions:

Figures are as given in the annual report and additional data supplied.

¹Special source or revision in the data:

Filing and disposition figures were provided by the administrative office of the courts during data verification.

Source: Chief Administrative Justice, Annual Report--The Office of the Chief Administrative Justice of the Trial Court, 1978 (Boston, Massachusetts: 1978). Statistics are from the annual report except that totals have been computed where necessary, and additional data were supplied by the administrative office of the court during data verification.

MASSACHUSETTS DISTRICT COURT
 Court of limited jurisdiction
 72 courts: 67 full-time, 16 part-time,
 and 81 special judges
 July 1, 1976 to June 30, 1977

	Beginning pending	Filed	Disposed	End pending
Civil^d:				
Law:				
Civil complaints	N/A	63,917	N/A	N/A
Summary process	N/A	18,984	N/A	N/A
Supplementary process	N/A	35,400	N/A	N/A
Total	N/A	118,301	N/A	N/A
Tort:				
Other tort:				
Petitions for compensation of victims of violent crimes ...	N/A	415	N/A	N/A
Small claims	N/A	117,720	N/A	N/A
Domestic relations:				
Support/custody:				
Neglect of family, nonsupport	N/A	3,608	N/A	N/A
Uniform Reciprocal Enforcement of Support Act	N/A	3,825	N/A	N/A
Total	N/A	7,433	N/A	N/A
Mental health:				
Commitments of mentally ill	N/A	2,003	N/A	N/A
Appeal:				
Appeal of trial court case:				
Appellate Division	N/A	89	N/A	N/A
Other civil:				
Remand or transfer cases	4,758 ^h	3,663	3,909	4,512
Total civil	4,758 ⁱ	249,624	3,909 ⁱ	4,512 ⁱ
Criminal^d:				
Misdemeanor:				
Criminal complaints (except motor vehicle) ^j	N/A	200,888	N/A	N/A
Appeal:				
Criminal appeals	N/A	16,676	N/A	N/A
Total criminal	N/A	217,564	N/A	N/A
Traffic:				
DWI/DUI:				
Operating under influence of intoxicating liquor	N/A	20,988	N/A	N/A
Operating under influence of drugs	N/A	320	N/A	N/A
Total	N/A	21,308	N/A	N/A
Parking:				
Criminal parking	N/A	666,689	N/A	N/A
Parking tickets returned	N/A	1,868,774	N/A	N/A
Total	N/A	2,535,463	N/A	N/A
Other traffic violation:				
Operating so as to endanger	N/A	13,081	N/A	N/A
All other motor vehicle complaints	N/A	528,454	N/A	N/A
Total	N/A	541,535	N/A	N/A
Total traffic	N/A	3,098,306	N/A	N/A
Juvenile:				
Criminal-type offense:				
Juvenile drug complaints	N/A	1,552	N/A	N/A
All other juvenile complaints	N/A	32,286	N/A	N/A
Total	N/A	33,838	N/A	N/A
Status offense:				
Child in need of supervision petitions	N/A	2,248	N/A	N/A
Non-offense:				
Neglected children	N/A	914	N/A	N/A
Total juvenile	N/A	37,000	N/A	N/A
Grand total	4,758 ⁱ	3,602,494	3,909 ⁱ	4,512 ⁱ

Boldface headings indicate the classifications used by the NCSP.
 N/A = This case type is handled by the court, but the data are unavailable.

^dCase definition or unit of count:
 A civil case is counted with the filing of a petition or complaint.
 The criminal case unit of count is the number of complaints.

^hFigure was computed:
 Beginning pending figure was computed from filing, disposed, and end pending data.

ⁱData are not complete:
 Total civil and grand total disposed and pending figures include only other civil cases.

^jExplanation of data included in the category:
 Criminal complaints include some felony cases. A maximum 5-year sentence may be given in these felony cases.

Source: Chief Administrative Justice, Annual Report—The Office of the Chief Administrative Justice of the Trial Court, 1978 (Boston, Massachusetts: 1978). Statistics are from the annual report except that totals have been computed where necessary.

BOSTON MUNICIPAL COURT, MASSACHUSETTS
 Court of limited jurisdiction
 1 court, 10 judges
 July 1, 1976 to June 30, 1977

	Beginning pending	Filed	Disposed	End pending
Civil^d:				
Law:				
Civil business	N/A	23,319 ^k	N/A	N/A
Transferred from Superior Court	N/A	680 ^l	N/A	N/A
Total	N/A	23,995	N/A	N/A
Small claims:				
Contract	N/A	1,925 ^l	1,411 ^l	N/A
Tort	N/A	174 ^l	112 ^l	N/A
Total	N/A	2,099 ^l	1,523 ^l	N/A
Domestic relations:				
Support/custody:				
Reciprocal support	N/A	207 ^k	207 ^l	N/A
Appeal:				
Appellate Division	N/A	12	N/A	N/A
Total civil	N/A	26,313	1,730 ⁱ	N/A
Criminal^d:				
Misdemeanor:				
Criminal business	N/A	25,924 ^l	N/A	N/A
Total criminal	N/A	25,924 ^l	N/A	N/A
Traffic:				
Total traffic	N/A	N/A	N/A	N/A
Grand total	N/A	52,237 ⁱ	1,730 ⁱ	N/A

	<u>Trial</u>				<u>Civil dispositions</u>			<u>Criminal dispositions</u>	
	Jury	Non-jury	Total		Law:	Misdemeanor:			
Civil:									
Law:									
Civil business ..	X	X	2,350						
Criminal	--	5,613	5,613						
Total	X	X	7,963						
				Law:					
				Civil business:					
				Actions removed to Superior Court ...	522				
				Actions defaulted	11,559				
							Misdemeanor:		
							Pledged guilty	6,969	
							Acquitted	1,129	
							Placed on file, dismissed ...	2,536	
							Bound over to Grand Jury ...	640	
							Total convicted	8,277	

Boldface headings indicate the classifications used by the NCSP.

N/A = This case type is handled by the court, but the data are unavailable.

X = The data for this case type are known to be included in the total but were not available by category.

-- = Not applicable.

^dCase definition or unit of count:

 A civil case is counted with the filing of a petition or complaint.

 The criminal case unit of count is the number of complaints.

ⁱData are not complete:

 No data were available for traffic cases in this court during the time period.

 Total civil and grand total cases disposed only include **small claims** and reciprocal support cases.

^kAdditional information:

 There were 522 of the civil business cases removed to Superior Court; the net number of cases filed was 22,793.

 Of the 207 Uniform Reciprocal Support Act petitions, 181 were forwarded in error and redirected to other courts. Five of the 207 petitions were from Boston residents, the remaining 202 were from out of state.

^lSpecial source or revision in the data:

 This figure was supplied by the court administrative office during the data verification process.

Source: Chief Administrative Justice, Annual Report--The Office of the Chief Administrative Justice of the Trial Court, 1978 (Boston, Massachusetts: 1978). Statistics are from the annual report except that totals have been computed where necessary and additions and corrections were made by the administrative office of the courts during the data verification process.

MASSACHUSETTS HOUSING COURT
Court of limited jurisdiction
2 courts^b, 2 judges
July 1, 1976 to June 30, 1977

	Beginning pending	Filed	Disposed	End pending
Civil^d:				
Small claims	N/A	1,545	N/A	N/A
Real property rights:				
Civil	N/A	1,495	N/A	N/A
Summary process	N/A	4,199	N/A	N/A
Total	N/A	5,694	N/A	N/A
Total civil	N/A	7,239	N/A	N/A
Criminal^d:				
Misdemeanor:				
Criminal	N/A	4,742	N/A	N/A
Total criminal	N/A	4,742	N/A	N/A
Grand total	N/A	11,981	N/A	N/A

Boldface headings indicate the classifications used by the NCSP.
 N/A = This case type is handled by the court, but the data are unavailable.

^bParticular court or reporting system information:
 The two courts are in Boston and Hampden County.

^dCase definition or unit of count:
 A civil case is counted with the filing of a petition or complaint.
 The criminal case unit of count is the number of complaints.

Source: Chief Administrative Justice, Annual Report--The Office of the Chief Administrative Justice of the Trial Court, 1978 (Boston, Massachusetts: 1978). Statistics are from the annual report except that totals have been computed where necessary.

MASSACHUSETTS JUVENILE COURT
Court of limited jurisdiction
4 courts^b, 4 full-time and 2 part-time judges
July 1, 1976 to June 30, 1977

	Beginning pending	Filed	Disposed	End pending
Criminal^d:				
Misdemeanor:				
Adult	N/A	34 ⁱ	N/A	N/A
Total criminal	N/A	34	N/A	N/A
Juvenile^d:				
Criminal-type offense:				
Juvenile criminal	N/A	57	N/A	N/A
Delinquent	N/A	9,828	N/A	N/A
Appellate--delinquency	N/A	116	N/A	N/A
Total	N/A	10,001	N/A	N/A
Status offenses:				
Child in need of supervision	N/A	1,229	N/A	N/A
Appellate--child in need of supervision	N/A	1	N/A	N/A
Total	N/A	1,230	N/A	N/A
Non-offense:				
Children in need of care and protection	N/A	361	N/A	N/A
Appellate--care and protection	N/A	28	N/A	N/A
Total	N/A	389	N/A	N/A
Total juvenile	N/A	11,620	N/A	N/A
Grand total	N/A	11,654 ^{ik}	N/A	N/A

Boldface headings indicate the classifications used by the NCSP.
 N/A = This case type is handled by the court, but the data are unavailable.

^bParticular court or reporting system information:
 The four courts are located in Bristol, Boston, Springfield, and Worcester. The appellate division is located in Boston.

^dCase definition or unit of count:
 The criminal and juvenile case unit of count is the number of complaints.

ⁱData are not complete:
 No data were available for adult misdemeanor cases in Worcester.

^kAdditional information:
 In the course of conducting the business of the court, 48,455 judicial determinations were made.

Source: Chief Administrative Justice, Annual Report--The Office of the Chief Administrative Justice of the Trial Court, 1978 (Boston, Massachusetts: 1978). Statistics are from the annual report except that totals have been computed where necessary.

MASSACHUSETTS PROBATE COURT
Court of limited jurisdiction
14 courts, 27 judges
July 1, 1976 to June 30, 1977

	Beginning pending	Filed	Disposed	End pending
Civil^d:				
Domestic relations:				
Marriage dissolution:				
Divorce	N/A	24,418	N/A	N/A
Desertions and living apart	N/A	65	N/A	N/A
Total	N/A	24,483	N/A	N/A
Support/custody:				
Separate support and maintenance	N/A	4,404	N/A	N/A
Custody of minors	N/A	268	N/A	N/A
Total	N/A	4,672	N/A	N/A
Adoption	N/A	2,918	N/A	N/A
Total	N/A	32,073	N/A	N/A
Estate:				
Probate/wills/intestate:				
Wills	N/A	14,349	N/A	N/A
Administrations	N/A	10,745	N/A	N/A
Total	N/A	25,094	N/A	N/A
Guardianship/conservatorship/trusteeship:				
Guardianships (minor and mentally ill)	N/A	2,653	N/A	N/A
Trusteeships	N/A	1,073	N/A	N/A
Accounts and distributions	N/A	23,120	N/A	N/A
Total	N/A	26,846	N/A	N/A
Other estate:				
Partitions	N/A	302	N/A	N/A
Real estate sales	N/A	3,302	N/A	N/A
Equitable relief	N/A	1,257	N/A	N/A
Total	N/A	4,861	N/A	N/A
Total	N/A	56,801	N/A	N/A
Total civil	N/A	88,874	N/A	N/A
Grand total	N/A	88,874	N/A	N/A

Boldface headings indicate the classifications used by the NCSP.
N/A - This case type is handled by the court, but the data are unavailable.

^dCase definition or unit of count:
A civil case is counted with the filing of a petition or complaint.

Source: Chief Administrative Justice, Annual Report--Office of the Chief Administrative Justice of the Trial Court, 1978 (Boston, Massachusetts: 1978). Statistics are from the annual report except that totals have been computed where necessary.

MASSACHUSETTS LAND COURT
Court of limited jurisdiction
1 court
July 1, 1976 to June 30, 1977

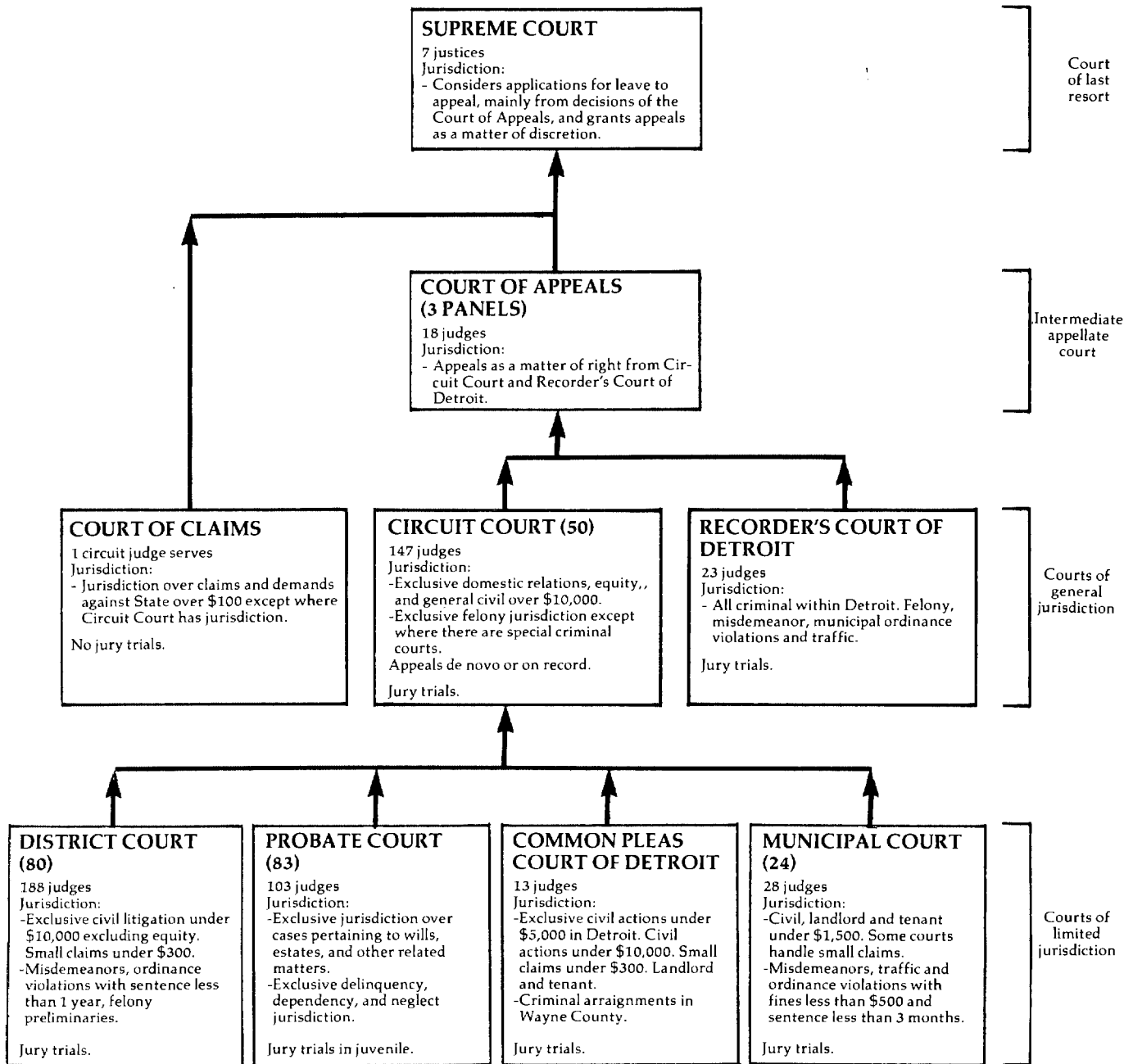
	Beginning pending	Filed	Disposed	End pending
Civil^d:				
Real property rights:				
Land registration and land confirmation	1,862	338	659	1,541
Subsequent petitions of land registration	109	1,633	1,670	72
Tax liens	3,056	1,307	1,025	3,338
Equity and miscellaneous	6,029	4,744	3,157	7,616
Total	11,056	8,022	6,511	12,567
Total civil	11,056	8,022	6,511	12,567
Grand total	11,056	8,022	6,511	12,567

Boldface headings indicate the classifications used by the NCSP.

^dCase definition or unit of count:
A civil case is counted with the filing of a petition or complaint.

Source: Chief Administrative Justice, Annual Report--The Office of the Chief Administrative Justice of the Trial Court, 1978 (Boston, Massachusetts). Statistics are from the annual report except that totals have been computed where necessary, and corrections were made during the data verification process.

MICHIGAN COURT SYSTEM, 1977



↑ Indicates route of appeal.

MICHIGAN SUPREME COURT
Court of last resort
7 Justices
January 1, 1977 to December 31, 1977

	Beginning pending	Filed	Disposed	End pending
Cases:				
Appeals ^j	126	(259 ^h) ^e	260	125
Total appeals ^j	126	(259 ^h) ^e	260	125
Other cases:				
Original proceedings	(j)	(j)	(j)	(j)
Requests to appeal:				
Applications ^j	610 ^f	1,503	977 (259 ^h) ^e	6618
Total other cases	610 ^f	1,503	977 (259 ^h) ^e	6618
Total cases	736^f	1,503 (259^h)^e	1,237 (259^h)^e	7868

Manner of disposition	Disposition of cases	
	Appeals	Requests to appeal
Written opinion	91 ^m	
Final order without opinion	47	
Remanded without opinion	106	
	Dismissed on stipulation	6 0
	Dismissed on motion	3 0
	Dismissed for lack of progress ...	1 0
	Denied	-- 955
	Withdrawn on stipulation	-- 22

Status of pending cases (6/30/77)

	Appeals	Requests to appeal
Filed but not assigned	--	334
Assigned to commissioners, awaiting reports	--	20
Reported on by commissioners, awaiting court decision	--	307
Granted by the court:		
No briefs filed	23	--
Appellant's brief-appendix filed	12	--
Appellee's brief filed	4	--
Noticed for submission	0	--
Assigned--no draft opinion served	46	--
Assigned--draft opinion served	40	--
Total	125	661

Boldface headings indicate the classifications used by the NCSP.
 -- = Not applicable.

^eCases not included in the total to avoid double counting:

Requests to appeal granted are not counted as disposed until the appeal is disposed; a filing is not counted for the appeal. These granted requests to appeal are the numbers appearing in parentheses.

^fBeginning pending figure for the 1977 court year does not equal the end pending figure for the 1976 court year:

Figures are as given in the unpublished data.

^gChange in pending does not equal the difference between filings and dispositions:

Figures are given in the unpublished data.

^hFigure was computed:

The number of requests to appeal granted was calculated from pending and filed data. This same figure was used as the number of appeals filed, where it also reconciles with the pending and disposed figures given by the clerk of the court.

^jExplanation of data included in the category:

There is approximately one case per month that is handled as an original proceeding, according to the clerk of court. They are included in with the figures for appeals and requests to appeal.

The majority of cases in the applications category consist of applications for review of Court of Appeals' decisions, requests for advisory opinions, claims of appeal from State Bar Grievance Board decisions, petitions for supervisory control in cases where the right of application for leave to appeal is not provided, and requests for discretionary consideration of Court of Appeals decisions from indigent incarcerated criminal defendants who do not have appointed council. Also included are applications for rehearings.

^mInformation on disposition type or trial data:

The 91 opinions closed 97 cases.

Source: Unpublished data supplied by the clerk of court. Statistics are from the data supplied by the clerk of court except that totals have been computed where necessary.

MICHIGAN COURT OF APPEALS
Intermediate appellate court
3 panels, 18 judges
January 1, 1977 to December 31, 1977

	Beginning pending	Filed	Disposed	End pending
Cases:				
Appeals:				
Claim of appeal	N/A	3,673	X	N/A
Total appeals	N/A	3,673	X	N/A
Other cases:				
Original proceedings	N/A	X	X	N/A
Requests to appeal	N/A	X	X	N/A
Total other cases	N/A	1,601	X	N/A
Total cases	N/A	5,274	4,788	N/A

<u>Manner of disposition^m</u>		<u>Disposition of cases^m</u>	
Written opinion	2,185 ^{jk}	Affirmed by order	584
Appealed to Supreme Court prior to decision (transfer)	5	Dismissed by order	1,732
Order	1,810	Dismissed by stipulation	430
Peremptory order	234	Dismissed for lack of progress ..	68
		Leave denied	992

Boldface headings indicate the classifications used by the NCSP.

N/A = This case type is handled by the court but the data are unavailable.

X = The data for this case type are known to be included in the total, but were not available by category.

^mCategories for disposition type or trial data:

The number of written opinions includes per curiam and memorandum opinions.

In addition to the 2,185 majority opinions written, there were also 45 concurring and 121 dissenting opinions written.

The 2,185 opinions disposed of 2,343 cases.

Source: State Court Administrator, Annual Report 1977-78 (Lansing, Michigan: 1978). Report contains calendar year data for Court of Appeals. Statistics are from the annual report except that totals have been computed where necessary, and additions have been made during verification by the state court administrative office.

MICHIGAN CIRCUIT COURT
Court of general jurisdiction
50 circuits, 147 judges
July 1, 1976 to June 30, 1977

	Beginning pending	Filed	Disposed	End pending
Civil^d:				
Tort:				
Auto tort:				
Auto negligence	21,264 ^f	10,552	10,096	21,720
Domestic relations:				
Marriage dissolution:				
Divorce	48,457 ^f	61,205	63,555	46,107
Appeal:				
Appeal of trial court case:				
Appeal from District Court	517 ^f	750	594	673
Other civil:				
Other general civil	44,812 ^e	57,926	54,149	48,589
Total civil	115,050^f	130,433	128,394	117,089
Criminal^d:				
Felony:				
Criminal	12,128 ^e	25,614	25,737	12,005
Appeal:				
Appeal from District Court	540 ^e	558	579	519
Total criminal	12,668^e	26,172	26,316	12,524
Grand total	127,718^f	156,605	154,710	129,613

(continued on next page)

	Trial ^d			Time interval (average months)				Age of pending cases (6/30/77)	
	Jury	Non-jury	Total	Filing issue to trial		Cases pending more than two years:		Civil	
				Number of cases	Jury	Number of cases	Non-jury	Auto tort	Marriage dissolution
Civil:									
Auto tort	516	114	630	465	34.1	122	31.5	6,451	1,746
Marriage dissolution	--	2,520	2,520	533	29.5	1,534	12.6	44	9,072
Other civil	684	1,603	2,287					17,313	
Appeal	1	18	19						
Total	1,201	4,255	5,456						
Criminal:									
Felony	1,883	532	2,415	--	NH	2,416	12.7	792	84
Appeal	16	17	33	1,712	6.5	544	6.1	876	18,189
Total	1,899	549	2,448						
Grand total	3,100	4,804	7,904						

Boldface headings indicate the classifications used by the NCSP.
 NH = This classification is not handled in this court.
 -- = Not applicable.

^dCase definition or unit of count:

A civil case is counted with the filing of a petition or complaint.
 The criminal case unit of count is the number of defendants on the information, indictment, or complaint.
 A jury trial is counted when the jury is sworn.
 A non-jury trial is counted when the first witness is sworn.

^eBeginning pending figure for the 1977 court year does not equal the end pending figure for the 1976 court year:
 Figures are as given in the annual report.

^jExplanation of data included in the category:

Criminal includes some high misdemeanors that are punishable by more than 1 year in prison.

Source: State Court Administrator, Annual Report 1976-77 (Lansing, Michigan: 1977). Statistics are from the annual report except that totals have been computed where necessary.

MICHIGAN COURT OF CLAIMS^a
 Court of general jurisdiction
 1 circuit judge serves
 July 1, 1976 to June 30, 1977

	Beginning pending	Filed	Disposed	End pending
Civil^d:				
Appeal:				
Appeal of administrative agency case:				
Cases	386	337 ^k	249	474
Appeals ^j	401	378	416	363
Total	787	715	665	837
Total civil	787	715	665	837
Grand total	787	715	665	837

Civil dispositions

Cases:	
Settled	6
Consent judgment	102
Dismissed on motion	58
Dismissed on stipulation	40
Judgment for plaintiff	12
Judgment for defendant	11
Discontinued	16
Dismissed by court	1
Cancel--duplicate	2
Appeals:	
Allowed	12
Denied	279
Withdrawn	8

Boldface headings indicate the classifications used by the NCSP.

^aCourt jurisdiction:

Data for this court are included with the general jurisdiction courts since circuit judges serve. Effective January 1, 1979, the jurisdiction of the Court of Claims will be assigned to the 30th Judicial Circuit.

^dCase definition or unit of count:

A civil case is counted with the filing of a petition or complaint.

^jExplanation of data included in the category:

Appeals are appeals under the Vietnam Era Bonus Section Act.

^kAdditional information:

Cases filed includes 10 cases remanded from appellate courts.

Source: State Court Administrator, Annual Report 1976-77 (Lansing, Michigan: 1977). Statistics are from the annual report except that totals have been computed where necessary, and corrections were made by the office of the state court administrator during data verification.

RECORDER'S COURT OF DETROIT, MICHIGAN
Court of general jurisdiction
1 court, 23 judges
January 1, 1977 to December 31, 1977

	Beginning pending	Filed	Disposed	End pending
Criminal^d:				
Felony^j:				
Felony Division	6,417	12,145	16,202	2,695 ^h
Felony and high misdemeanor--Traffic and Ordinance Division ^a .	119	28	43	104
Total	6,536	12,173	16,245	2,799 ^h
Misdemeanor:				
Misdemeanor Division	N/A	6,783	6,161	N/A
Ordinance violation:				
Arrest ^a	N/A	11,171	N/A	N/A
Pedestrian ^a	N/A	3,945	N/A	N/A
Miscellaneous ^a	N/A	27,772	N/A	N/A
City inspector cases ^a	N/A	36,780	N/A	N/A
Total	N/A	79,668	N/A	N/A
Total criminal	6,536 ⁱ	98,624	22,406 ⁱ	2,799 ⁱ
Traffic:				
Parking ^a	N/A	658,582	N/A	N/A
Other traffic violation:				
State misdemeanor cases ^a	3,169	10,925	9,668	4,426
Accident ^a	N/A	6,624	N/A	N/A
Moving ^a	N/A	189,136	N/A	N/A
Total	3,169 ⁱ	206,685	9,668 ⁱ	4,426 ⁱ
Total traffic	3,169 ⁱ	865,267	9,668 ⁱ	4,426 ⁱ
Grand Total	9,705 ⁱ	963,891	32,074 ⁱ	7,225 ⁱ

	<u>Trial^d</u>			<u>Criminal dispositions</u>		
	Jury	Non-jury	Total	Felony Division	Misdemeanor Division	Traffic and Ordinance Division
Felony Division	1,750	720	2,470			
Misdemeanor Division	40	2,756	2,796			
Traffic and Ordinance Division	86	N/A	N/A			
Grand total	1,876	N/A	N/A			
<u>Disposition time (average days)</u>						
Felony Division	62.0					
Jury trial:						
Conviction				561	N/A	37
Acquittal				562	N/A	43
Directed verdict				9	0	0
Dismissals				209	N/A	0
Plea at trial				276	N/A	0
Hung jury				42	0	0
Mistrial				91	0	6
Non-jury trial:						
Conviction				388	N/A	N/A
Acquittal				332	N/A	N/A
Total trials:						
Conviction				949	620 ^h	N/A
Acquittal				894	208	N/A
Dismissed				209	1,968	N/A
Guilty plea				276	0	N/A
Directed verdict				9	0	N/A
Guilty plea before trial				8,694	3,365	N/A
Suspended sentence				N/A	129	N/A
Dismissed				4,364	1,968	N/A
Other				840	N/A	N/A

Boldface headings indicate the classifications used by the NCSP.

N/A = This case type is handled by the court, but the data are unavailable.

^aCourt jurisdiction:

The Traffic and Ordinance Division handles all cases arising under the Michigan Motor Vehicle Law and all other state laws relating to traffic. The case categories handled are felony and high misdemeanors, state misdemeanor cases, arrest, pedestrian, miscellaneous, city inspector cases, parking, accident, and moving. The other two divisions are the Felony Division, handling felonies, and the Misdemeanor Division, handling misdemeanors.

^dCase definition or unit of count:

The criminal case unit of count is the number of defendants on the warrant.

A jury trial is counted when the jury is sworn.

A non-jury trial is counted when the first witness is sworn.

^hChange in pending does not equal the difference between filings and dispositions.

Figures are as given in the annual report.

ⁱFigure was computed:

The number convicted at non-jury trial for the Misdemeanor Division equals the total number of dispositions minus all guilty pleas, acquittals, and dismissals.

^jData are not complete:

Pending data for total criminal do not include Misdemeanor Division and ordinance violation cases.

Disposed data for total criminal do not include ordinance violation cases.

Pending and disposed data for traffic do not include parking, accident, or moving cases.

Pending data for grand total do not include misdemeanor, ordinance violations, parking, accident, and moving cases.

Disposed data for grand total do not include ordinance violations, parking, accident, and moving cases.

^kExplanation of data included in the category:

Felony includes a few high misdemeanors as well as felonies.

Source: Recorder's Court of the City of Detroit, Michigan, 1977 Annual Report (Detroit, Michigan). Statistics are from the annual report except that totals have been computed where necessary.

COMMON PLEAS COURT OF DETROIT, MICHIGAN³
 Court of limited jurisdiction
 1 court, 13 judges
 July 1, 1976 to June 30, 1977

	Beginning pending	Filed	Disposed	End pending
Civil^d:				
Law:				
Regular:				
Principal	X	54,052	56,904	X
Garnishment	X	79,607	77,709	X
Total	X	133,659	134,613	X
Small claims:				
Principal	X	1,539	1,639	X
Garnishment	X	436	439	X
Total	X	1,975	2,078	X
Real property rights:				
Rent cases	(j)	32,832 ^j	23,736	X
Writs ordered	(j)	8,875 ^j	X	X
Land contract	(j)	1,054 ^j	752	X
Jury cases	(j)	46 ^j	X	X
Total	(j)	42,807 ^j	28,957	13,850
Total civil	18,284 ^{f1}	178,441 ^j	165,648	31,077
Grand total	18,284 ^{f1}	178,441 ^j	165,648	31,077

Civil:	Trial ^d			Civil dispositions	
	Jury	Non-jury	Total		
Civil Division ^a	316	10,066	10,382	Default cases and judgments:	
Landlord-tenant Division ^b	57	6,070	6,127	Civil Division ^a	48,165
Total	373	16,136	16,509	Landlord-tenant Division ^b	22,830
				Total	70,995

Boldface headings indicate the classifications used by the NCSP.
 X = The data for this case type are known to be included in the total but were not available by category.

³Court jurisdiction:
 Law and small claims cases are handled by the Civil Division.
 Real property rights cases are handled by the Landlord-tenant Division.

^dCase definition or unit of count:
 A civil case is counted with the filing of a petition or complaint.
 A jury trial is counted when the jury is sworn.
 A non-jury trial is counted when the first witness is sworn.

^fBeginning pending figure for the 1977 court year does not equal the end pending figure for the 1976 court year:
 Figures are as given in the annual report.

^jExplanation of data included in the category:
 Real property rights cases filed include beginning pending cases.

¹Data are not complete:
 Beginning pending figures do not include figures for real property rights cases. Beginning pending figures for real property rights are included with filed figures.

Source: State Court Administrator, Annual Report 1976-77 (Lansing, Michigan: 1977). Statistics are from the annual report except that totals have been computed where necessary.

MICHIGAN DISTRICT COURT
Court of limited jurisdiction
80 courts, 188 judges
July 1, 1976 to June 30, 1977

	Beginning pending	Filed	Disposed	End pending
Civil^d:				
Law:				
Civil	41,568 ^f	92,452	91,329	42,691
Small claims	9,432 ^f	45,046	43,160	11,318
Real property rights:				
Landlord summary	4,401 ^f	41,673	40,700	5,374
Total civil	55,401 ^f	179,171	175,189	59,383
Criminal^d:				
Other criminal:				
Non-traffic ^j	70,458 ^f	238,966	232,099	77,325
Total criminal	70,458 ^f	238,966	232,099	77,325
Traffic:				
Total traffic	204,903 ^f	1,365,517	1,346,639	223,781
Grand total	330,762 ^f	1,783,654	1,753,927	360,489

	Trial ^d			Dispositions	
	Jury	Non-jury	Trial	Criminal	Traffic
Civil:					
Law	721	8,509	9,230	22,779	224,171
Small claims	0	11,144	11,144	18,894	708,515
Real property rights	60	11,451	11,511	0	75,461
Total	781	31,104	31,885		
Criminal	1,845	21,800	23,645	9,829	378
Traffic	2,185	56,361	58,546	12,787	361
Grand total	4,811	109,265	114,076	1,120	3,808
				143,045	275,399

Boldface headings indicate the classifications used by the NCSP.

^dCase definition or unit of count:

A civil case is counted with the filing of a petition or complaint.

The criminal case unit of count is the number of defendants on the information, indictment, or complaint.

A jury trial is counted when the jury is sworn.

A non-jury trial is counted when the first witness is sworn.

^fBeginning pending figure for the 1977 court year does not equal the end pending figure for the 1976 court year.

Figures are as given in the annual report.

^jExplanation of data included in the category:

Non-traffic cases include **misdemeanor**, **ordinance violation**, and **preliminary hearings** cases.

^mInformation on disposition type or trial data:

FAC cases are those in which the defendant fails to appear in court after having been sent a notice to appear.

Source: State Court Administrator, Annual Report 1976-77 (Lansing, Michigan: 1977). Statistics are from the annual report except that totals have been computed where necessary.

MICHIGAN MUNICIPAL COURT^d
Court of limited jurisdiction
24 courts, 28 judges
July 1, 1976 to June 30, 1977

	Beginning pending	Filed	Disposed	End pending
Civil^d:				
Law:				
Civil	2,092 ^f	9,578	9,646	2,024
Small claims	11	498	499	10
Real property rights:				
Landlord summary	651 ^f	3,600	4,014	237
Total civil	2,754 ^f	13,676	14,159	2,271
Criminal^d:				
Other criminal:				
Non-traffic ^j	25,229 ^f	41,437	41,396	25,270
Total criminal	25,229 ^f	41,437	41,396	25,270
Traffic:				
Total traffic	128,530 ^f	190,690	189,150	130,070
Grand totalⁱ	156,513 ^f	245,803	244,705	157,611

	<u>Trial^d</u>			<u>Dispositions</u>	
	<u>Jury</u>	<u>Non-jury</u>	<u>Total</u>	<u>Criminal</u>	<u>Traffic</u>
Civil:					
Law	8	1,274	1,282	Traffic bureau	20,461
Small claims	0	24	24	Magistrate	1,150
Real property rights	2	733	735	Without trial	11,465
Total	10	2,031	2,041	FAC cases ^m	0
Criminal	141	4,865	5,006	Arrestment:	
Traffic	107	12,848	12,955	Examination waived	1,009
Grand total	258	19,744	20,002	Examination conducted ...	1,327
				No progress	978
					41,567

Boldface headings indicate the classifications used by the NCSP.

^dCase definition or unit of count:

A civil case is counted with the filing of a petition or complaint.

The criminal case unit of count is the number of defendants on the information, indictment, or complaint.

A jury trial is counted when the jury is sworn.

A non-jury trial is counted when the first witness is sworn.

^fBeginning pending figure for the 1977 court year does not equal the end pending figure for the 1976 court year.

Figures are as given in the annual report.

ⁱData are not complete:

No data were reported for the court in Troy.

^jExplanation of data included in the category:

Non-traffic cases include **misdemeanors** and **ordinance violations**.

^mInformation on disposition type or trial data:

FAC cases are those in which the defendant fails to appear in court after having been sent a notice to appear.

Source: State Court Administrator, Annual Report 1976-77 (Lansing, Michigan: 1977). Statistics are from the annual report except that totals have been computed where necessary.

MICHIGAN PROBATE COURT
 Court of limited jurisdiction
 83 courts, 103 judges
 July 1, 1976 to June 30, 1977

	Beginning pending	Filed	Disposed	End pending
Civil:				
Domestic relations:				
Adoption	N/A	N/A	N/A	3,806
Estate:				
Probate/wills/intestate:				
Testate	N/A	N/A	9,000	17,349
Administrations intestate	N/A	N/A	9,746	19,991
Total	N/A	N/A	18,746	37,340
Guardianship/conservatorship/trusteeship:				
Guardians	N/A	N/A	5,283	37,936
Trustees	N/A	N/A	592	7,519
Total	N/A	N/A	5,875	45,455
Total	N/A	N/A	24,621	82,795
Total civil	N/A	N/A	24,621 ¹	86,601
Juvenile:				
Criminal-type offense:				
Delinquency	N/A	20,937 ^j	8,612	14,611 ^j
Status offense	N/A	(j)	2,821	(j)
Non-offense:				
Permanent neglect	N/A	X	N/A	2,099
Temporary neglect	N/A	X	N/A	8,292
Other neglect	N/A	X	N/A	1,732
Total	N/A	4,748	N/A	12,123
Other juvenile	N/A	4,360	N/A	3,205
Total juvenile	N/A	30,045	11,433 ¹	29,939
Grand total	N/A	30,045 ¹	36,054 ¹	116,540

Time interval (average months)

Time necessary to process:

Probate/wills/intestate:	
Testate	19.9
Administrations intestate	22.5
Guardianship/conservatorship/ trusteeship:	
Guardians	47.8
Trustees	75.2

Boldface headings indicate the classifications used by the NCSP.
 N/A = This case type is handled by the court, but the data are unavailable.
 X = The data for this case type are included in the total, but were not available by category.

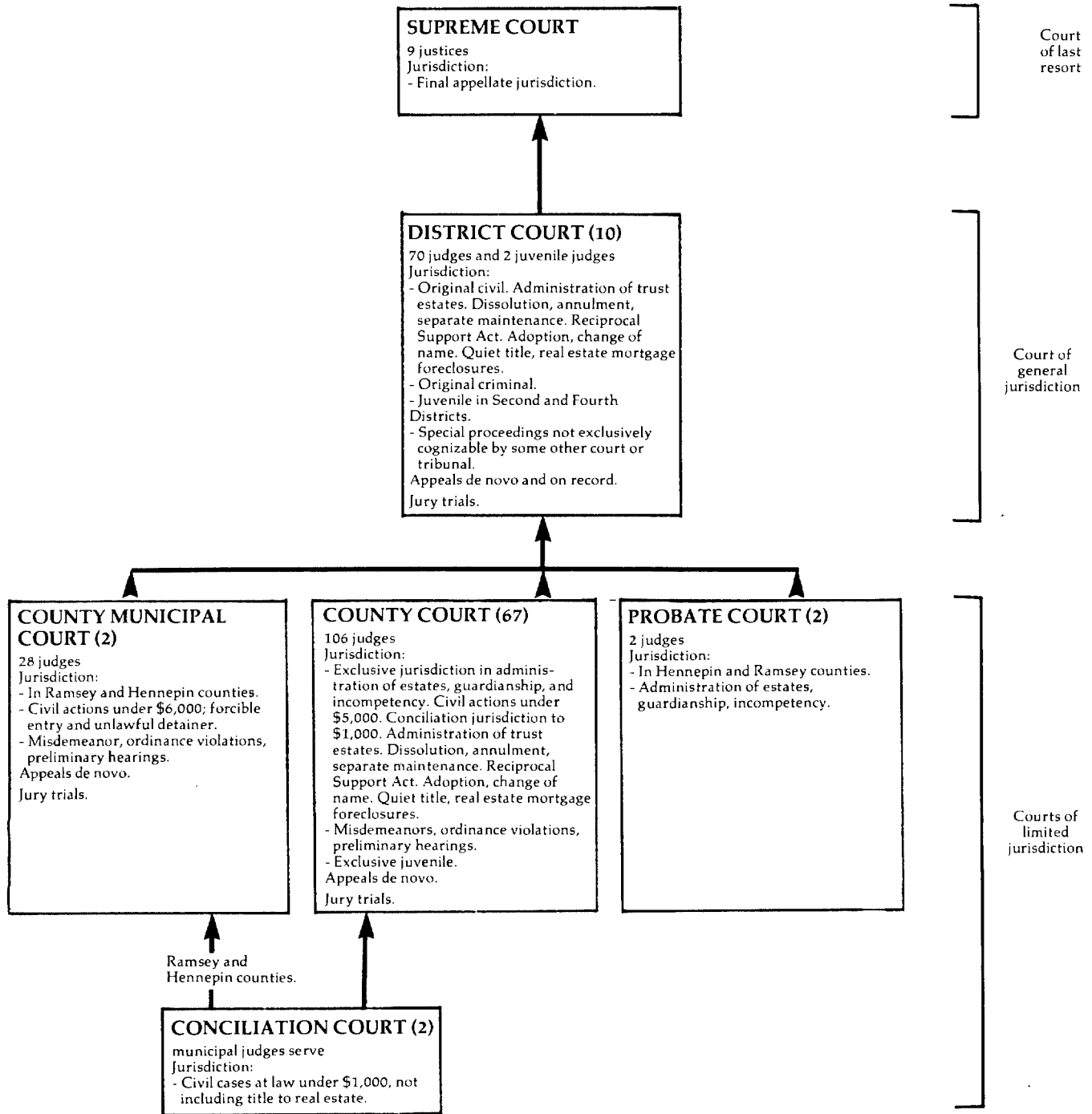
^dCase definition or unit of count:
 A civil case is counted with the filing of a petition or complaint.

ⁱData are not complete:
 Total civil disposed figure does not include adoption cases.
 Total juvenile disposed figure does not include non-offense or other juvenile cases.
 Grand total filed figure does not include any civil data; it contains only juvenile case filings.
 Grand total disposed figure does not include adoption, non-offense, or other juvenile cases.

^jExplanation of data included in the category:
 Status offenses could not be separated from criminal-type offense data for filings and end pending. They were available separately only for dispositions. Criminal-type offense data include status offenses in filing and end pending data.

Source: State Court Administrator, Annual Report 1976-77 (Lansing, Michigan: 1977). Statistics are from the annual report except that totals have been computed where necessary.

MINNESOTA COURT SYSTEM, 1977



↑ Indicates route of appeal.

MINNESOTA SUPREME COURT
Court of last resort
9 Justices
January 1, 1977 to December 31, 1977

	Beginning pending	Filed	Disposed	End pending
Cases:				
Appeals:				
Civil	N/A	529	307 ^j	N/A
Criminal	N/A	230	117	N/A
Appeal of administrative agency case:				
Workmen's compensation	N/A	0 (4) ^e	(3)	N/A
Tax court	N/A	0 (1) ^e	(3)	N/A
Department employment service	N/A	0 (0) ^e	(3)	N/A
Total	N/A	0 (5) ^e	(3)	N/A
Total appeals	N/A	759 (5) ^e	424	N/A
Other cases:				
Original proceedings:				
Mandamus	N/A	38	(3)	N/A
Prohibition	N/A	70	(3)	N/A
Miscellaneous	N/A	31	433 ^j	N/A
Total	N/A	139	433	N/A
Requests to appeal:				
Appeal of administrative agency case:				
Certiorari--workers compensation	N/A	71	N/A (4) ^e	N/A
Certiorari--tax court	N/A	16	N/A (1) ^e	N/A
Certiorari--economic security	N/A	16	N/A (0) ^e	N/A
Total	N/A	103	N/A (5) ^e	N/A
Total other cases	N/A	242	433(5) ^e	N/A
Total cases	N/A	1,001 (5) ^e	857 (5) ^e	N/A
Other proceedings:				
Rehearing requests:				
Petition for further review	0	64	64	0
Total other proceedings	0	64	64	0

Manner of disposition	Time interval (months)		
	Civil	Criminal	Total
Written opinion 424	227	118	345
	14.9	16.3	15.4

Boldface headings indicate the classifications used by the NCSP.

N/A = This case type is handled by the court, but the data are unavailable.

X = The data for this case type are known to be included in the total but were not available by category.

^eData not included in the total to avoid double counting:

Requests to appeal when granted are not counted as disposed until the resulting appeal is disposed; neither is the filing of the resulting appeal counted. These granted requests are the numbers that appear in parentheses.

ⁱData are not complete:

Total other cases and total cases disposed do not include requests to appeal denied.

^jExplanation of data included in the category:

Disposition figures for **appeal of administrative agency cases** are included in the **civil appeals** disposed figure.

Disposition figures for writs of mandamus, writs of prohibition, and **disciplinary** cases are included in the **civil appeals** disposed figure.

If the case was disposed by opinion. If the case was disposed by order, the figures are included in the special matters disposed figure.

Source: Unpublished data supplied by the Office of the State Court Administrator. Statistics are from the unpublished data except that totals have been computed where necessary.

MINNESOTA DISTRICT COURT
Court of general jurisdiction
10 districts, 70 judges and 2 juvenile judges
January 1, 1977 to December 31, 1977

	Beginning pending	Filed	Disposed	End pending
Civil^d:				
Other civil:				
Jury demand cases	5,478	7,267	7,169	5,575 ^g
Court cases	3,188	11,576	11,645	3,125 ^g
Total	8,666	18,843	18,814	8,700^g
Total civil	8,666	18,843	18,814	8,700^g
Criminal^d:				
Total criminal^j	2,043	10,012	9,821	2,240^g
Juvenile:				
Total juvenile	N/A	N/A	N/A	N/A
Grand totalⁱ	10,709^d	28,855^d	28,635^d	10,940^{g^d}

<u>Trial^d</u>				<u>Criminal dispositions</u>	
	Jury	Non-jury	Total		
Civil	913	7,651	8,564	Guilty pleas	6,620
Criminal	518	301	819	Dismissed	2,382
Total	1,431	7,952	9,383		

<u>Civil dispositions</u>				<u>Age of pending cases</u>			
	Jury demand	Court	Total	<u>Civil</u>		<u>Criminal</u>	
				Jury demand	Court		
Settled during trial	616	485	1,101	12 months or less	4,105	2,776	2,002
Settled, stricken, or dismissed	5,640	3,509	9,149	12+ to 24 months	1,373	425	98
				24+ to 36 months	177	44	18
				36+ to 48 months	17	7	2
				Over 48 months	3	7	3

Boldface headings indicate the classifications used by the NCSP.
N/A - This case type is handled by the court, but the data are unavailable.

^dCase definition or unit of count:
A civil case is counted at the note of issue. If a jury demand is made after the filing on the court calendar, the case is counted as a disposition on the court calendar and a new filing is counted for the jury case.
The criminal case unit of count is not consistent statewide. The reporting instructions ask that the criminal unit of count be the number of defendants on the information, indictment, or complaint.
A jury trial is counted if tried to verdict.
A non-jury trial is counted if tried to completion (decision).
^gChange in pending does not equal the difference between filings and dispositions:
Figures are as reported in the unpublished data.
ⁱData are not complete:
Grand total figures do not include juvenile cases.
^jExplanation of data included in the category:
Total criminal includes **felony, misdemeanor, and criminal appeal cases.**

Source: Unpublished data supplied by the Office of the State Court Administrator. Statistics are from the unpublished data except that totals have been computed where necessary.

MINNESOTA CONCILIATION COURT
Court of limited jurisdiction
2 courts: municipal judges serve
January 1, 1977 to December 31, 1977

	Beginning pending	Filed	Disposed	End pending
Civil^d:				
Small claims:				
Conciliation Court	2,834	38,050	37,262	3,622
Total civil	2,834	38,050	37,262	3,622
Grand total	2,834	38,050	37,262	3,622

<u>Non-jury trial^d</u>	<u>Civil dispositions</u>
Civil	Dismissed
8,345	28,917

Boldface headings indicate the classifications used by the NCSP.

^dCase definition or unit of count:
A civil case is counted at the note of issue.
A non-jury trial is counted if tried to decision.

Source: Unpublished data provided by the Office of the State Court Administrator. Statistics are from the unpublished data except that totals have been computed where necessary.

MINNESOTA COUNTY MUNICIPAL COURT
 Court of limited jurisdiction
 2 courts, 28 judges
 January 1, 1977 to December 31, 1977

	Beginning pending	Filed	Disposed	End pending
Civil^d:				
Law:				
Court	442 ^f	1,531	1,657	316
Jury	502	1,040	1,157	385
Total	944 ^f	2,571	2,814	701
Real property rights:				
Unlawful detainers	63	12,773	12,781	55
Total civil	1,007 ^f	15,344	15,595	756
Criminal^d:				
Other criminal:				
Other violations ^j	4,824 ^f	27,693	26,938	5,579
Total criminal	4,824 ^f	27,693	26,938	5,579
Traffic:				
Total traffic	6,331 ^f	72,137	72,032	6,436
Grand total	12,162 ^f	115,174	114,565	12,771

				<u>Civil dispositions^m</u>			
				<u>Law</u>			
				Jury	Court	Total	
				Dismissed, settled, stricken, or default	860	1,204	2,064
				<u>Criminal dispositions</u>			
				Guilty plea	12,461		
				Dismissed, settled, stricken, or default	13,625		
				<u>Traffic dispositions</u>			
				Guilty plea	41,006		
				Dismissed, settled, stricken, or default	28,223		

				<u>Trial^d</u>		
				Jury	Non-jury	Total
Civil	297	453	750			
Criminal	215	637	852			
Traffic	195	2,608	2,803			
Total	707	3,698	4,405			

Boldface headings indicate the classifications used by the NCSP.

^dCase definition or unit of count:

A civil case is counted at the note of issue. If a jury demand is made after the filing on the court calendar, the case is counted as a disposition on the court calendar and a new filing is counted for jury cases.

The criminal case unit of count is not consistent statewide. The reporting instructions ask that the criminal unit of count be the number of defendants on the information, indictment, or complaint.

A trial is counted if tried to verdict or decision.

^fBeginning pending figure for the 1977 court year does not equal the end pending figure for the 1976 court year.

^jExplanation of data included in the category:

"Other violations" include **misdemeanor**, ordinances, charter provisions, and rules and regulations of any subdivision of government, including the Metropolitan Airport Commission.

^mInformation on disposition type or trial data:

Civil disposition data are given for **law** cases only.

Source: Unpublished data provided by the Office of the State Court Administrator. Statistics are from the unpublished data except that totals have been computed where necessary.

MINNESOTA COUNTY COURT
Court of limited jurisdiction
67 districts, 106 judges
January 1, 1977 to December 31, 1977

	Beginning pending	Filed	Disposed	End pending
Civil^d:				
Law:				
Court	3,231	7,723	7,033 ^h	3,921
Jury	554	816	594 ^h	776
Total	3,785	8,539	7,627	4,697
Small claims:				
Conciliation Court	4,881 ^f	40,768	39,599	6,050
Domestic relations:				
Marriage dissolution:				
Divorce, annulment, separate maintenance	X	X	7,442	X
Support/custody:				
Reciprocal enforcement of support	X	X	3,433	X
Other domestic relations:				
Other family civil	X	X	1,699	X
Total	X	X	12,574	X
Estate:				
Probate/wills/intestate:				
Decedent estate	16,427	7,007	6,125	17,309
Guardianship/conservatorship/trusteeship:				
Guardianship	X	X	1,522	X
Trust estate	X	X	59	X
Total	X	X	1,581	X
Other estate:				
Other probate	X	X	338	X
Total	X	X	8,044	X
Mental health:				
Commitments	X	X	973	X
Incompetency	X	X	790	X
Total	X	X	1,763	X
Total civil	X	X	69,607	X
Criminal^d:				
Misdemeanor:				
Other criminal	10,844	36,766	33,035	14,575
Ordinance violation:				
Justice of the peace	1,166	4,796	4,487	1,477 ^B
Other criminal:				
Other family criminal	X	X	414	X
Total criminal	12,010 ^d	41,562 ^d	37,936	16,052 ^{B1}
Traffic:				
Other traffic violation:				
Traffic	14,588 ^f	137,768	129,724	22,632
Traffic Violation Bureau	58,982	333,180	305,576	86,586
Juvenile traffic	X	X	21,738	X
Total	X	X	457,038	X
Total traffic	X	X	457,038	X
Juvenile:				
Criminal-type offense:				
Delinquency	X	X	12,155	X
Non-offense:				
Dependency and neglect	X	X	1,497	X
Other juvenile:				
Other	X	X	750	X
Total juvenile	X	X	14,402	X
Grand total	138,121	626,834	578,983	185,921 ^B

(continued on next page)

	Trial ^d			Civil dispositions		
	Jury	Non-jury	Total	Settled	Default	Other
Civil:						
Law	199	2,636	2,835	613	--	4,179
Small claims	--	17,681	17,681	7,212	--	14,712
Domestic relations^g:						
Marriage dissolution ..	--	1,044	1,044	--	5,436	962
Support/custody	--	1,566	1,566	--	827	1,040
Other domestic relations	--	250	250	--	--	--
Total	--	2,860	2,860	--	--	--
Mental health^h:						
Commitments	--	471	471	--	--	--
Total civil	199	23,648	23,847	--	7,574	2,140
Criminal (misdemeanor) ...	218	2,166	2,384			
Traffic	493	5,997	6,490			
Grand total	910	28,480	29,390			
				Traffic dispositions^h		
				Guilty pleas		106,296
				Dismissed, settled, stricken, or default		16,938
				Traffic Violations Bureau		305,576
				Justice of the Peace and Traffic Violations Bureau		133,088
				Criminal (misdemeanor) dispositions		
				Guilty plea		19,989
				At preliminary hearing		3,834
				Dismissed, settled, stricken, or default ...		6,772
				Justice of the Peace and Traffic Violations Bureau		43,094

Boldface headings indicate the classifications used by the NCSP.

X = The data for this case type are known to be included in the total but were not available by category.

-- = Not applicable.

^dCase definition or unit of count:

A civil case is counted at the note of issue. If a jury demand is made after the filing on the court calendar, the case is counted as a disposition on the court calendar and a new filing is counted for the jury case.

The criminal case unit of count is not consistent statewide. The reporting instructions ask that the criminal unit of count be the number of defendants on the information, indictment, or complaint.

A trial is counted if tried to verdict or decision.

^fBeginning pending figure for the 1977 court year does not equal the end pending figure for the 1976 court year:

Figures are as given in the unpublished data.

^eChange in pending does not equal the difference between filings and dispositions:

Figures are as reported in the unpublished data.

^hFigure was computed:

Civil court and jury cases disposed were computed from pending figures and filings reported in the unpublished data.

ⁱData are not complete:

Figures for total criminal pending and filed do not include data for "other family criminal" cases.

^mInformation on disposition type or trial data:

The number of contested domestic relations and commitment cases are displayed as non-jury trials.

Mental health trials and disposition type data include only contested commitment cases.

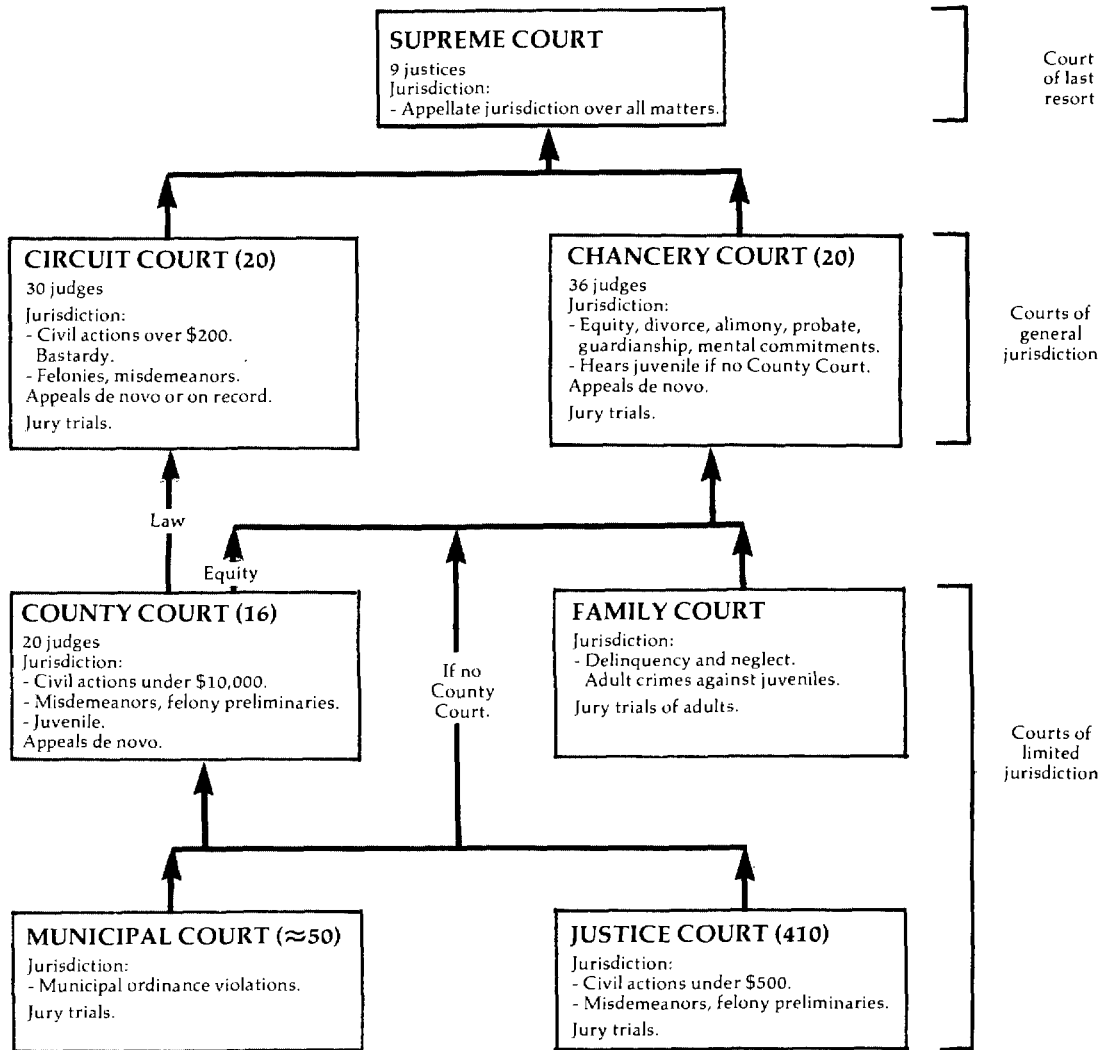
Traffic dispositions by type do not include juvenile traffic cases.

Source: Unpublished data provided by the Office of the State Court Administrator. Statistics are from the unpublished data except that totals have been computed where necessary.

MINNESOTA PROBATE COURT
 Court of limited jurisdiction
 2 courts, 2 judges
 January 1, 1977 to December 31, 1977

There were no data available for cases handled in the Probate Court for 1977.

MISSISSIPPI COURT SYSTEM, 1977



↑ Indicates route of appeal.

MISSISSIPPI SUPREME COURT^b
Court of last resort
9 Justices
January 1, 1977 to December 31, 1977

	Beginning pending	Filed	Disposed	End pending
Cases:				
Appeals:				
Civil	X	434	430	X
Criminal	X	224	204	X
Unspecified cases (dismissed)	--	--	146 ^k	--
Total appeals	151 ^h	658	780	29
Other cases:				
Original proceedings:				
Other petitions	2	139 ^h	138	3
Requests to appeal	--	--	--	--
Total other cases	2	139	138	3
Total cases				
	153	797	918	32
Other proceedings:				
Rehearing requests	11	135 ^h	135	11
Other matters:				
Motions	19	472 ^h	476	15
Total other proceedings	30	607	611	26

<u>Manner of disposition</u>				<u>Disposition of appeals</u>	
	Written opinion	Per curiam	Total		
Appeals on the merits	388 ^m	246	634	Affirmed	445
Petitions for rehearing	7	128	135	Reversed	152
Other petitions	2	136	138	Affirmed in part, reversed in part	28
Motions	8	468	476	Affirmed on condition of remittitur or additur	4
Total	405	978	1,383	Dismissed	146
				Dismissed after hearing on the merits	5

<u>Time interval (days)</u>		
	Average	Range
Record filed to submitted	291	34-480
Submitted to decision	31	6-323
Record filed to decision	322	48-607
Judgment in lower court to decision	477	150-1,256 ⁿ

Boldface headings indicate the classifications used by the NCSP.

Blank space = Not enough information is known. The case category may or may not be handled by the court.

X = The data for this case type are known to be included in the total but were not available by category.

-- = Not applicable.

^bParticular court or reporting system information:

Commencing January 6, 1975, the court began sitting in 3 divisions of 3 judges each, with judges alternating among the divisions.

^hFigure was computed:

Beginning pending figure was computed from filed, disposed, and end pending data.

The filing figures were computed from disposed and pending data.

^kAdditional information:

Cases disposed by dismissal are included in the **civil** and **criminal appeals** filings, but a **civil/criminal** breakdown for cases dismissed is not available.

^mCategories for disposition type or trial data:

In addition to the 388 majority opinions, there were 22 concurring and dissenting opinions.

ⁿInformation on time interval or age of pending data:

Ninety cases took less than one year from judgment in lower court to decision; 540 cases took longer than one year.

Source: Executive Assistant, Supreme Court, 11th Annual Statistical Report 1976 and 12th Annual Statistical Report 1977 (Jackson, Mississippi). Sources of case data are available. Statistics are from the annual reports except that totals have been computed where necessary.

MISSISSIPPI CIRCUIT COURT
 Court of general jurisdiction
 20 circuit districts, 30 judges
 January 1, 1977 to December 31, 1977

	Beginning pending	Filed	Disposed	End pending
Civil^d:				
Law:				
Dollar declaration	N/A	10,510	N/A	N/A
Real property rights:				
Eminent domain	N/A	148	N/A	N/A
Appeal	N/A	376	N/A	N/A
Other civil	N/A	1,562	N/A	N/A
Total civil	N/A	12,596	N/A	N/A
Criminal^d:				
Felony:				
Indictments	N/A	6,729	N/A	N/A
Other criminal ^j	N/A	713	N/A	N/A
Total criminal	N/A	7,442	N/A	N/A
Grand total	N/A	20,038	N/A	N/A

Boldface headings indicate the classifications used by the NCSP.
 N/A = This case type is handled by the court but the data are unavailable.

^dCase definition or unit of count:
 A civil case is counted with the filing of a petition or complaint.
 The criminal case unit of count is the number of indictments.

^jExplanation of data included in the category:
 Other criminal includes criminal appeals and other unclassified criminal cases.

Source: Data was supplied by the Mississippi Judicial Council during data verification.

MISSISSIPPI CHANCERY COURT^a
 Court of general jurisdiction
 20 chancery districts, 36 judges
 January 1, 1977 to December 31, 1977

	Beginning pending	Filed	Disposed	End pending
Civil^d:				
Equity:				
General equity	N/A	1,955	N/A	N/A
Domestic relations:				
Support/custody:				
URESAs	N/A	1,712	N/A	N/A
Other domestic relations:				
Domestic ^j	N/A	19,266	N/A	N/A
Minor's matters ^j	N/A	3,165	N/A	N/A
Total	N/A	22,431	N/A	N/A
Total	N/A	24,143	N/A	N/A
Estate:				
Other estate:				
Probate and guardianship/conservatorship	N/A	6,851	N/A	N/A
Mental health:				
Commitments ^j	N/A	3,844	N/A	N/A
Other civil	N/A	3,132	N/A	N/A
Total civil	N/A	39,925	N/A	N/A
Juvenile:				
Total juvenile	N/A	N/A	N/A	N/A
Grand total	N/A	39,925 ⁱ	N/A	N/A

Boldface headings indicate the classifications used by the NCSP.
 N/A = This case type is handled by the court, but the data are unavailable.

^aCourt jurisdiction:
 The Chancery Court handles juvenile cases in 66 of the state's 82 counties. No juvenile data were available.

^dCase definition or unit of count:
 A civil case is counted with the filing of a petition or complaint.

ⁱData are not complete:
 The grand total filed figure does not include juvenile data.

^jExplanation of data included in the category:
 Domestic cases are divorce, support, separate maintenance, and other marital matters.
 Minor's matters are adoption, removal of disability, and other matters relating to the handling of minors other than by parents or guardians.
 Commitments are cases for commitment because of lunacy, alcohol, or drugs.

Source: Data was supplied by the Mississippi Judicial Council during data verification.

MISSISSIPPI COUNTY COURT
 Court of limited jurisdiction
 16 courts, 20 judges
 January 1, 1977 to December 31, 1977

	Beginning pending	Filed	Disposed	End pending
Civil^d:				
Total civil	N/A	16,259	N/A	N/A
Criminal^d:				
Total criminal	N/A	3,165	N/A	N/A
Grand total	N/A	19,424	N/A	N/A

Boldface headings indicate the classifications used by the NCSP.
 N/A = This case type is handled by the court but the data are unavailable.

^dCase definition or unit of count:
 A civil case is counted with the filing of a petition or complaint.
 The criminal case unit of count is the number of indictments.

Source: Data was supplied by the Mississippi Judicial Council during data verification.

MISSISSIPPI JUSTICE COURT
 Court of limited jurisdiction
 410 courts
 January 1, 1977 to December 31, 1977

	Beginning pending	Filed	Disposed	End pending
Civil^d:				
Total civil	N/A	94,313	N/A	N/A
Criminal^d:				
Total criminal	N/A	313,536	N/A	N/A
Grand total	N/A	407,849	N/A	N/A

Boldface headings indicate the classifications used by the NCSP.
 N/A = This case type is handled by the court but the data are unavailable.

^dCase definition or unit of count:
 A civil case is counted with the filing of a petition or complaint.
 The criminal case unit of count is the number of indictments.

Source: Data was supplied by the Mississippi Judicial Council during data verification.

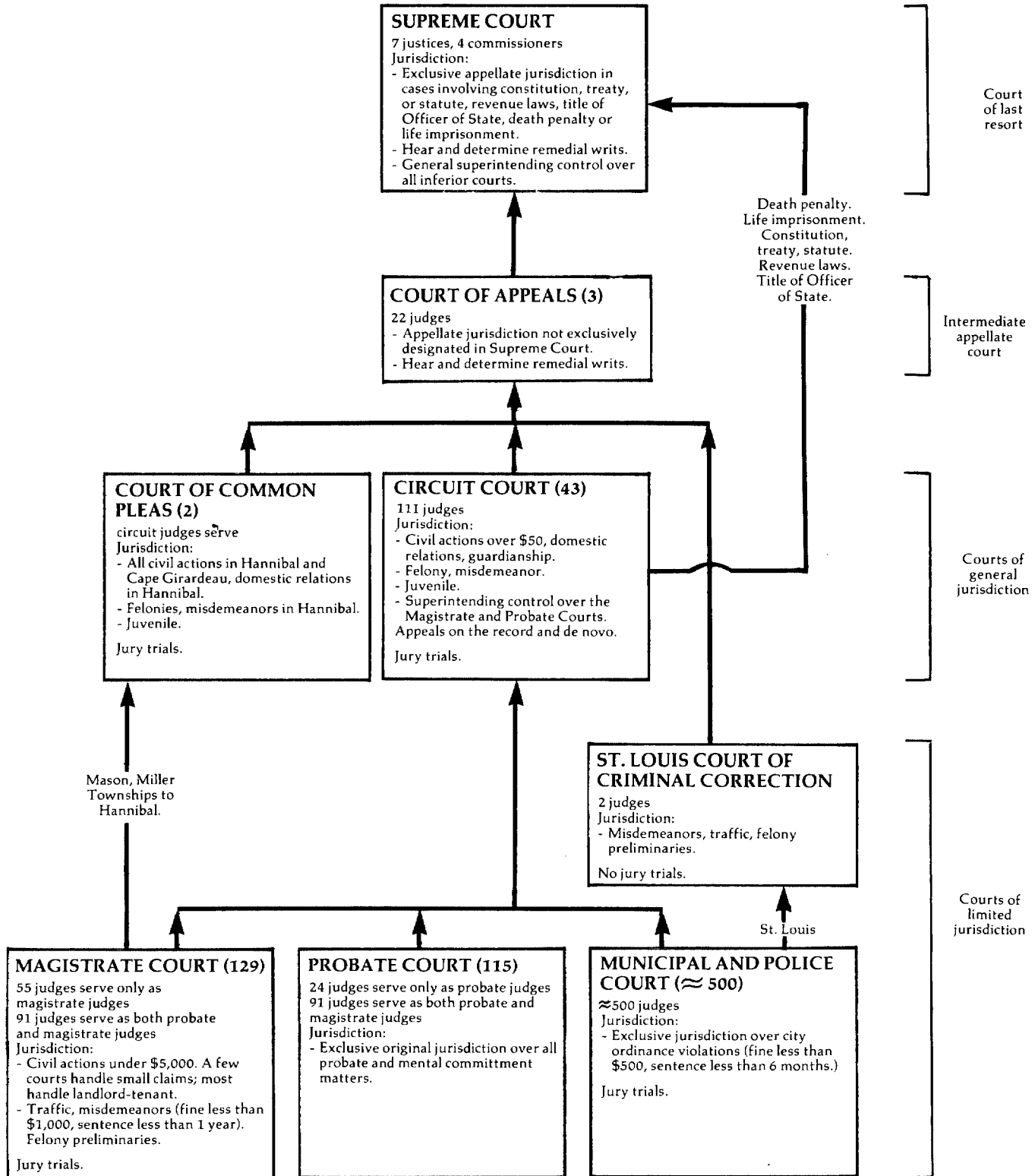
MISSISSIPPI FAMILY COURT
 Court of limited jurisdiction
 1 court
 January 1, 1977 to December 31, 1977

There were no data available for cases handled in the Family Court for 1977.

MISSISSIPPI MUNICIPAL COURT
 Court of limited jurisdiction
 ≈50 courts
 January 1, 1977 to December 31, 1977

There were no data available for cases handled in the Municipal Court for 1977.

MISSOURI COURT SYSTEM, 1977



↑ Indicates route of appeal.

MISSOURI SUPREME COURT
Court of last resort
7 justices, 4 commissioners
July 1, 1976 to June 30, 1977

	Beginning pending	Filed	Disposed	End pending
Cases:				
Appeals:				
Civil	X	X	83	X
Criminal	X	X	36	X
Total appeals	71	158	119	110
Other cases:				
Original proceedings:				
Original jurisdiction:				
Habeas corpus	X	X	56	X
Mandamus	X	X	24	X
Prohibition	X	X	35	X
Quo warranto	X	X	1	X
Retirement	X	X	0	X
Other writs	X	X	10	X
Total	X	X	126	X
Disciplinary matter:				
Disbarment	X	X	5	X
Reinstatement	X	X	5	X
Total	X	X	10	X
Total	X	X	X	X
Requests to appeal	X	X	136	X
Application to transfer	X	X	315	X
Total other cases	24 ^h	509	451	82 ^h
Total cases	95	667	570	192
Other proceedings:				
Motions for rehearing	5	33	31 ^k	7
Other matters:				
Motion activity	12	377 ^k	359	30
Total other proceedings	17	410	390	37

Manner of disposition

	Appeals		
	Civil	Criminal	Total
Written opinion	50	27	77
Dismissal	21	3	24
Transfer without opinion ...	3	4	7
By order	9	2	11

Blankface headings indicate the classifications used by the NCSP.

Blank space = Not enough information is known. The case category may or may not be handled by the court.
 X = The data for this case type are known to be included in the total but were not available by category.

^hFigure was computed:

Total **original proceedings** pending was computed by subtracting total **appeals** pending from total cases pending.

^kAdditional information:

Two rehearing requests were sustained; 29 were denied.

The 377 motions filed do not include motions for permission to file writs, which were included in this figure in previous years.

Source: Office of the State Court Administrator, Judicial Department of Missouri Annual Statistical Report 1977 (Jefferson City, Missouri).
 Statistics are from the annual report except that totals have been computed where necessary.

MISSOURI COURT OF APPEALS
Intermediate appellate court
3 districts, 22 judges
July 1, 1976 to June 30, 1977

	Beginning pending	Filed	Disposed	End pending
Cases:				
Appeals:				
Civil	1,309	1,190	1,277	1,244
Criminal	694	607	630	675
Total appeals	2,003	1,797	1,907	1,919
Other cases:				
Original proceedings:				
Original jurisdiction:				
Habeas corpus	X	91	X	X
Mandamus	X	87	X	X
Prohibition	X	169	X	X
Quo warranto	X	1	X	X
Total	X	348	X	X
Requests to appeal:				
Certiorari	X	1	X	X
Total other cases	30	349	337	478
Total cases	2,033	2,146	2,244	1,968

Manner of disposition

	Appeals			Writs	Total
	Civil	Criminal	Total		
Written opinion	575	489	1,064	31	1,095
Dismissal	566	116	682	--	682
Consolidation	114	8	122	--	122
Transfer without opinion	22	17	39	--	39
Order	--	--	--	48	48
Denied	--	--	--	258	258

Boldface headings indicate the classifications used by the NCSP.

X = The data for this case type are known to be included in the total but were not available by category.

-- = Not applicable.

Change in pending does not equal the difference between filings and dispositions:

This is due to the refinement of record keeping procedures in the St. Louis district.

Source: Office of the State Court Administrator, Judicial Department of Missouri Annual Statistical Report 1977 (Jefferson City, Missouri).
Statistics are from the annual report except that totals have been computed where necessary.

MISSOURI CIRCUIT COURT AND COURT OF COMMON PLEAS^b
 Court of general jurisdiction
 43 circuits, 111^c judges; 2 courts, circuit judges serve
 July 1, 1976 to June 30, 1977

	Beginning pending	Filed	Disposed	End pending
Civil^d:				
Total civil ^j	59,935 ^f	72,132	71,571	60,496
Criminal^d:				
Felony/misdemeanor:				
Criminal ^j	9,918 ^f	18,130	18,047	10,001
Total criminal ^j	9,918 ^f	18,130	18,047	10,001
Juvenile:				
Total juvenile	9,031 ^f	16,734	16,364	9,401
Grand total	78,884^f	106,996	105,982	79,898

Boldface headings indicate the classifications used by the NCSP.

^bParticular court or reporting system information:

Because of a change in reporting systems, the data cannot be broken down into sub-categories. Lack of continuity causes the data to be reported in two different forms that are not compatible.

^cJudge information:

Circuit judges serve in the Court of Common Pleas.

^dCase definition or unit of count:

A civil case is counted with the filing of a petition or complaint.

The criminal case unit of count is the number of informations or indictments. A filing may involve multiple defendants.

^fBeginning pending figure for the 1977 court year does not equal the end pending figure for the 1976 court year:

Figures are as given in the annual report.

^jExplanation of data included in the category:

Civil cases include **tort, contract, eminent domain, real estate, domestic relations, appeals, extraordinary writs, and other civil cases.**
 Criminal cases include **felony, misdemeanor, and criminal appeal cases.**

Source: Office of the State Court Administrator, Judicial Department of Missouri Annual Statistical Report 1977 (Jefferson City, Missouri).
 Statistics are from the annual report except that totals have been computed where necessary.

ST. LOUIS COURT OF CRIMINAL CORRECTION, MISSOURI
 Court of limited jurisdiction
 1 court, 2 judges
 July 1, 1976 to June 30, 1977

	Beginning pending	Filed	Disposed	End pending
Criminal^d:				
Misdemeanor ^j	X	15,887 ^j	12,922	X
Preliminary hearing	X	4,384	3,219	X
Appeal:				
City appeals	X	157	129	X
Extraordinary writ:				
Writs of habeas corpus	X	4	4	X
Other criminal:				
Search warrant applications	X	9	7	X
Fugitive warrants	X	55	28	X
Restoration of driving privileges	X	9	0	X
Total	X	73	35	X
Total criminal	22,176	20,505	16,309	26,372
Grand total	22,176	20,505	16,309	26,372

Criminal dispositions

Criminal	Trial ^d		Total	Misdemeanor:	
	Jury	Non-jury		Non-jury trial:	
	--	954	954	Conviction	914
				Acquittal	40
				Guilty pleas	9,413
				Nolle prosequi, abated, bond forfeited, or dismissed	2,555
				Preliminary hearing:	
				Defendants held for trial	1,649
				Defendants released	498
				Nolle prosequi, abated, or transferred	1,072

Boldface headings indicate the classifications used by the NCSP.

X = The data for this case type are known to be included in the total but were not available by category.

-- = Not applicable.

^dCase definition or unit of count:

The criminal case unit of count is the number of informations, indictments, or complaints. A filing may involve multiple defendants.

A non-jury trial is counted if tried to completion.

^jExplanation of data included in the category:

Misdemeanor includes 12,248 license cases.

Source: Office of the State Court Administrator, Judicial Department of Missouri Annual Statistical Report 1977 (Jefferson City, Missouri).
 Statistics are from the annual report except that totals have been computed where necessary.

MISSOURI MAGISTRATE COURT¹
Court of limited jurisdiction
129 courts; 55 judges serve only as magistrates,
91 judges serve as both probate and magistrate judges
July 1, 1976 to June 30, 1977

	Beginning pending	Filed	Disposed	End pending
Civil^d:				
Law¹	N/A	36,983 ¹	30,424 ¹	N/A
Small claims	N/A	8,783	6,249	N/A
Total civil ¹	N/A	45,766 ¹	36,673 ¹	N/A
Criminal^d:				
Total criminal ¹	N/A	35,028 ¹	28,281 ¹	N/A
Traffic:				
Total traffic ¹	N/A	173,862 ¹	163,357 ¹	N/A
Grand total¹	N/A	254,656 ¹	228,311 ¹	N/A

Boldface headings indicate the classifications used by the NCSP.
N/A = This case type is handled by the court, but the data are unavailable.

^dCase definition or unit of count:

A civil case is counted with the filing of a petition or complaint.

The criminal case unit of count is the number of informations or indictments. A filing may involve multiple defendants.

¹Data are not complete:

There were no data for **law, criminal, or traffic** cases given for the courts in the following counties: Bates, Buchanan (Division I), Callaway, Clay (Western Division), Carter, DeKalb, Gentry, Hickory, Jefferson (Divisions 1 and 2), Knox, Morgan, Newton, Pulaski, Reynolds, Ripley, Saline, Schuyler, St. Charles, St. Louis (Division 8), and Stoddard. No disposition data for **law, criminal, or traffic** cases were given for the courts in the following counties: Adair, Camden, Chariton, Greene, Jackson (Divisions 4, 5, 6, and 7), Lewis, Lincoln, Madison, Marion, Mississippi, Perry, Ralls, Scotland, and St. Louis (Divisions 6 and 7). Complete **small claims** filings and dispositions were given for all courts.

Source: Office of the State Court Administrator, Judicial Department of Missouri Annual Statistical Report 1977 (Jefferson City, Missouri). Statistics are from the annual report except that totals have been computed where necessary.

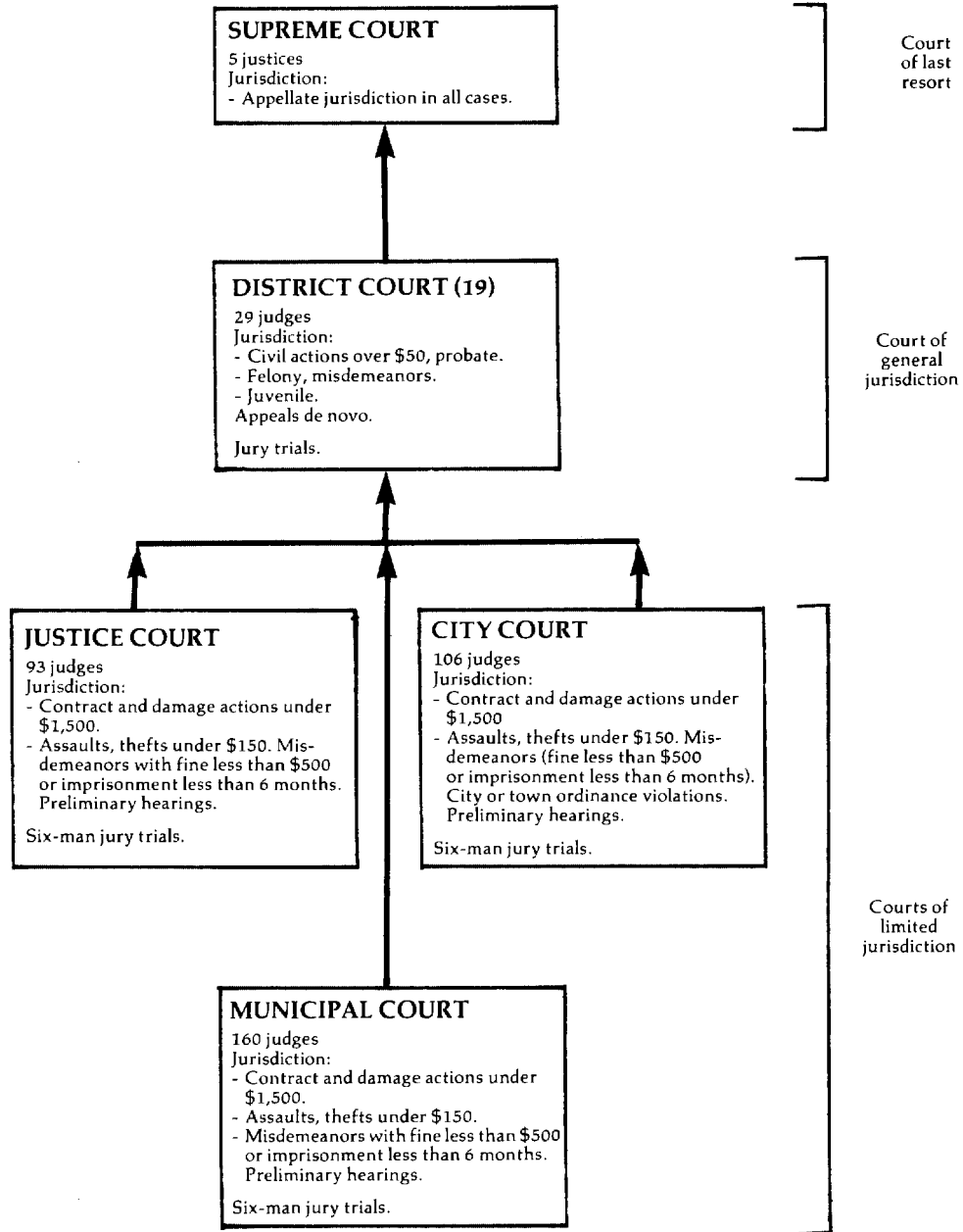
MISSOURI PROBATE COURT
Court of limited jurisdiction
115 courts; 24 judges serve only as probate judges,
91 judges serve as both probate and magistrate judges
July 1, 1976 to June 30, 1977

There were no data available for cases handled in the Probate Court for fiscal year 1977.

MISSOURI MUNICIPAL COURT
Court of limited jurisdiction
≈500 courts, ≈500 judges
July 1, 1976 to June 30, 1977

There were no data available for cases handled in the Municipal Court for fiscal year 1977.

MONTANA COURT SYSTEM, 1977



↑ Indicates route of appeal.

MONTANA SUPREME COURT
Court of last resort
5 justices
January 1, 1977 to December 31, 1977

	Beginning pending	Filed	Disposed	End pending
Cases:				
Appeals:				
Civil	N/A	275	X	N/A
Criminal	N/A	102	X	N/A
Total appeals	N/A	377	X	N/A
Other cases:				
Original proceedings	N/A	92	X	N/A
Requests to appeal	N/A	92	X	N/A
Total other cases	N/A	92	X	N/A
Total cases	N/A	469	463	N/A

Boldface headings indicate the classifications used by the NCSP.
Blank space = Not enough information is known. The case category may or may not be handled by the court.
N/A = This case type is handled by the court, but the data are unavailable.
X = Data for this case type are known to be included in the total but were not available by category.

Source: Montana Supreme Court, 1978 Annual Report (Helena, Montana: 1979). Statistics are from the annual report except that totals were computed where necessary.

MONTANA DISTRICT COURT
Court of general jurisdiction
19 districts, 29 judges
July 1, 1976 to June 30, 1977

There were no data available for cases handled by the District Court for fiscal year 1977.

MONTANA JUSTICE COURT
Court of limited jurisdiction
93 judges
July 1, 1976 to June 30, 1977

There were no data available for cases handled in the Justice Court for fiscal year 1977.

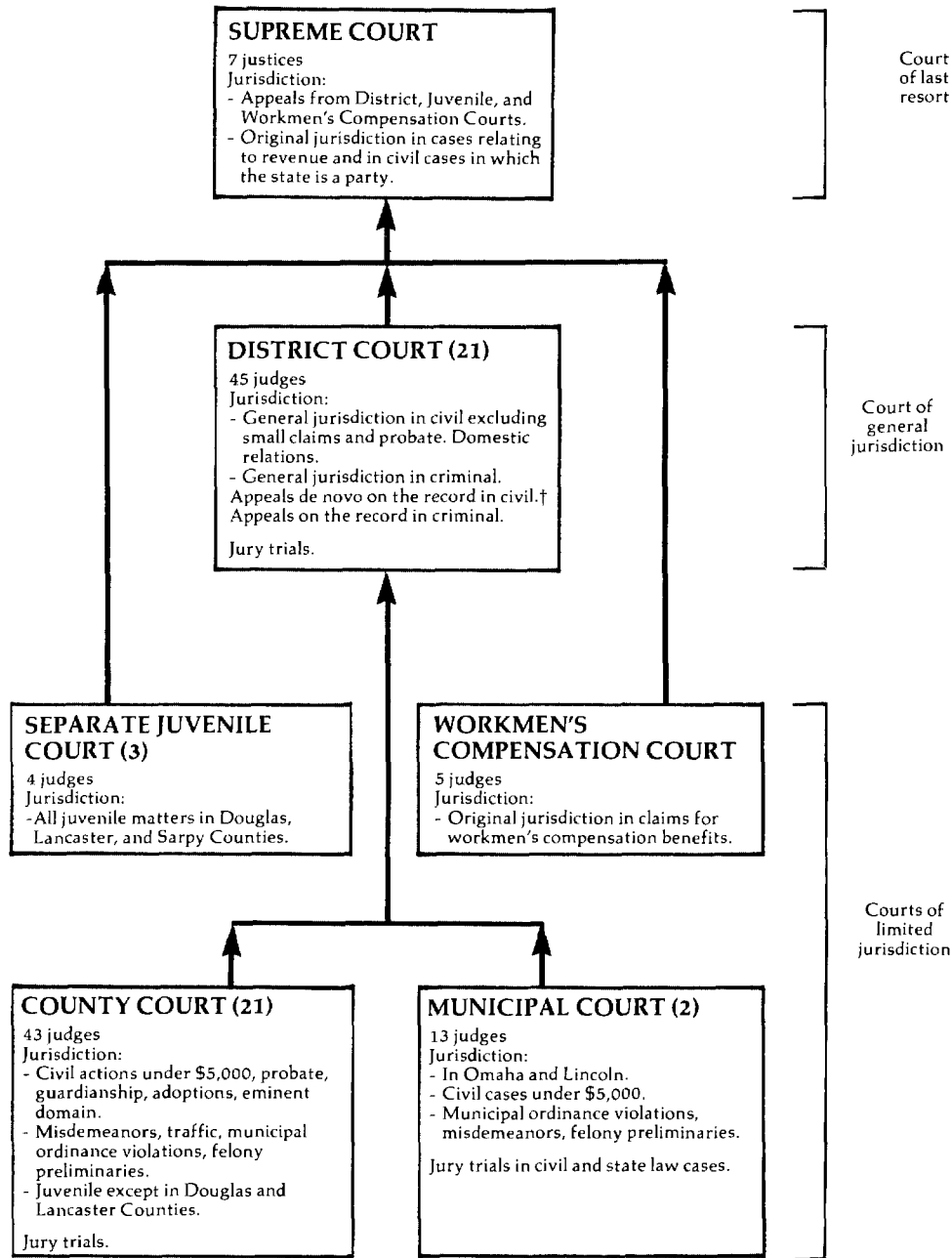
MONTANA CITY COURT
Court of limited jurisdiction
106 judges
July 1, 1976 to June 30, 1977

There were no data available for cases handled in the City Court for fiscal year 1977.

MONTANA MUNICIPAL COURT
Court of limited jurisdiction
160 judges
July 1, 1976 to June 30, 1977

There were no data available for cases handled in the Municipal Court for fiscal year 1977.

NEBRASKA COURT SYSTEM, 1977



↑ Indicates route of appeal.

†In Nebraska, "de novo on the record" means that the court may make an independent determination of the facts.

NEBRASKA SUPREME COURT
Court of last resort
7 Justices
September 1, 1976 to August 31, 1977

	Beginning pending	Filed	Disposed	End pending
Cases:				
Appeals:				
Civil	244 ^l	344 ^l	303 ^l	285 ^l
Criminal	226 ^l	263 ^l	306 ^l	183 ^l
Total appeals	470	607	609	468
Other cases:				
Original proceedings	(j)	(j)	(j)	(j)
Requests to appeal	N/A	N/A	N/A	N/A
Total other cases	N/A	N/A	N/A	N/A
Total cases	470 ^l	607 ^l	609 ^l	468 ^l

Manner of disposition

Written opinion 406

Boldface headings indicate the classifications used by the NCSP.
 N/A = This case type is handled by the court, but the data are unavailable.

^lData are not complete:

Requests to appeal are not counted statistically by the Supreme Court; the figures presented for **appeals** are cases docketed. There are a number of cases that the court refuses to hear. These discretionary cases, when leave to docket is denied, could be considered processed by the court, but they are not docketed or reported statistically. As a result, **request to appeal** cases are not included in the total cases figures given in the chart.

^jExplanation of data included in the category:

Original proceedings are included with the **appeals** data. There are a minimal number of **original proceedings** handled by the court.

^lSpecial source or revision in data:

The breakdown of **appeals** data into **civil** and **criminal** categories were supplied by the Supreme Court clerk in an unpublished source.

Source: Office of the State Court Administrator, The Courts of Nebraska 1977 (Lincoln, Nebraska), and unpublished data supplied by the clerk of the court. Statistics are from the annual report and unpublished data except that totals have been computed where necessary.

NEBRASKA DISTRICT COURT
Court of general jurisdiction
21 districts, 45 judges
January 1, 1977 to December 31, 1977

	Beginning pending	Filed ^j	Disposed	End pending
Civil^d:				
Domestic relations	2,921 ^l	12,300	11,092	4,129 ^h
Appeal	(j)	(j)	(j)	(j)
Other civil	3,281 ^l	6,340	5,277	4,344 ^h
Total civil ^j	6,202 ^l	18,640	16,369	8,473 ^h
Criminal^d:				
Felony:				
Criminal ^j	762 ^l	3,804	3,476	1,090 ^h
Appeal	525 ^j	2,757 ^j	2,016 ^j	1,266 ^h
Total criminal	1,287 ^l	6,561	5,492	2,356 ^h
Grand total	7,489 ^l	25,201	21,861	10,829 ^h

Boldface headings indicate the classifications used by the NCSP.

^dCase definition or unit of count:

A civil case is counted with the filing of a petition or complaint.

The criminal case unit of count is the number of defendants on the information or indictment.

^hFigures were computed:

End pending figures were computed from beginning pending, filed, and disposed figures.

^jExplanation of data included in the category:

Filed figures include the number of reopened cases placed before the District Court.

Cases that are listed as **criminal appeals** include both **civil** and **criminal appeals**. A statement in the annual report indicates that more than half were **criminal appeals**.

Criminal cases may include a few **misdemeanor** cases.

^lSpecial source or revision in data:

Beginning pending data were provided by the office of the state court administrator.

Source: Office of the State Court Administrator, The Courts of Nebraska 1977 (Lincoln, Nebraska), and unpublished data supplied by the office of the state court administrator. Statistics are from the annual report and unpublished data except that totals have been computed where necessary.

NEBRASKA COUNTY COURT
Court of limited jurisdiction
21 districts, 43 judges
January 1, 1977 to December 31, 1977

	Beginning pending	Filed	Disposed	End pending
Civil^d:				
Law:				
Civil	7,827 ¹	8,651	7,481	8,997 ^h
Small claims	1,533 ¹	9,537	9,203	1,867 ^h
Real property rights:				
Eminent domain	70 ¹	142	145	67 ^h
Domestic relations:				
Adoption	233 ¹	1,308	1,323	218 ^h
Estate:				
Probate/wills/intestate:				
Probate and inheritance tax	11,586 ¹	8,610	8,150	12,046 ^h
Guardianship/conservatorship/trusteeship:				
Guardianship and conservatorship	9,695 ¹	1,715	1,490	9,920 ^h
Total	<u>21,281¹</u>	<u>10,325</u>	<u>9,640</u>	<u>21,966^h</u>
Total civil	30,944 ¹	29,963	27,792	33,115 ^h
Criminal^d:				
Misdemeanor:				
Misdemeanor statute	12,199 ¹	32,388	30,833	13,754 ^h
Ordinance violation:				
Ordinance non-traffic	1,357 ¹	8,568	8,613	1,312 ^h
Preliminary hearing:				
Felony	<u>4,502¹</u>	<u>4,582</u>	<u>4,261</u>	<u>4,823^h</u>
Total criminal	18,058 ¹	45,538	43,707	19,889 ^h
Traffic:				
Other traffic violation:				
Statute traffic	8,765 ¹	142,079	140,515	10,329 ^h
Ordinance traffic	2,837 ¹	35,176	34,384	3,629 ^h
Total	<u>11,602¹</u>	<u>177,255</u>	<u>174,899</u>	<u>13,958^h</u>
Total traffic	11,602 ¹	177,255	174,899	13,958 ^h
Juvenile:				
Total juvenile	1,088 ¹	2,868	2,883	1,073 ^h
Grand total	61,692 ¹	255,624	249,281	68,035 ^h

Boldface headings indicate the classifications used by the NCSP.

^dCase definition or unit of count:

A civil case is counted with the filing of a petition or complaint.

The criminal case unit of count is the number of informations, indictments, or complaints. Two defendants charged on a single complaint count as one case, unless cases are separated for trial. One defendant with two charges on a single complaint is one case, unless the charges are tried separately.

^hFigure was computed:

End pending figures were computed from beginning pending, filed, and disposed figures.

¹Special source or revision in data:

Beginning pending figures were provided by the office of the state court administrator.

Source: Office of the State Court Administrator, The Courts of Nebraska 1977 (Lincoln, Nebraska) and unpublished data provided by the office of the state court administrator. Statistics are from the annual report and unpublished data except that totals have been computed where necessary.

NEBRASKA SEPARATE JUVENILE COURT
Court of limited jurisdiction
3^b courts, 4 judges
January 1, 1977 to December 31, 1977

	Beginning pending	Filed	Disposed	End pending
Juvenile:				
Total juvenile	N/A	1,992	N/A	N/A
Grand total	N/A	1,992	N/A	N/A

Boldface headings indicate the classifications used by the NCSP.

N/A = This case type is handled by the court, but the data are unavailable.

^bParticular court or reporting system information:

There are three separate juvenile courts in Nebraska, located in Douglas County, Lancaster County, and Sarpy County. The Juvenile Court in Sarpy County began operations in February, 1977.

Source: Office of the State Court Administrator, The Courts of Nebraska 1977 (Lincoln, Nebraska). Statistics are from the annual report except that totals have been computed where necessary.

NEBRASKA MUNICIPAL COURTS^a
Court of limited jurisdiction
2^bcourts, 13 judges
January 1, 1977 to December 31, 1977

	Beginning pending	Filed	Disposed	End pending
Civil^d:				
Law:				
Civil/small claims	N/A	17,153	N/A	N/A
Total civil	N/A	17,153	N/A	N/A
Criminal^d:				
Total criminal	N/A	X	N/A	N/A
Traffic:				
Total traffic	N/A	X	N/A	N/A
Grand total	N/A	119,695	N/A	N/A

Boldface headings indicate the classifications used by the NCSP.

N/A = This case type is handled by the court, but the data are unavailable.

X = The data for this case type are known to be included in the total but were not available by category.

^aCourt jurisdiction:

Municipal Courts have exclusive jurisdiction in cases involving violations of local ordinances.

^bParticular court or reporting system information:

The two courts are located in Omaha and Lincoln.

^dCase definition or unit of count:

A civil case is counted with the filing of a petition or complaint.

The criminal case unit of count is the number of defendants on the information, indictment, or complaint.

Source: Office of the State Court Administrator, The Courts of Nebraska 1977 (Lincoln, Nebraska). Statistics are from the annual report except that totals have been computed where necessary.

NEBRASKA WORKMEN'S COMPENSATION COURT
Court of limited jurisdiction
1 court, 5 judges
July 1, 1976 to June 30, 1977

	Beginning pending	Filed	Disposed ^k	End pending
Civil^d:				
Appeal:				
Appeal of administrative agency case:				
Disputed claims	N/A	803	N/A	N/A
Total civil	N/A	803	N/A	N/A
Grand total	N/A	803	N/A	N/A

Boldface headings indicate the classifications used by the NCSP.

N/A = This case type is handled by the court, but the data are unavailable.

^dCase definition or unit of count:

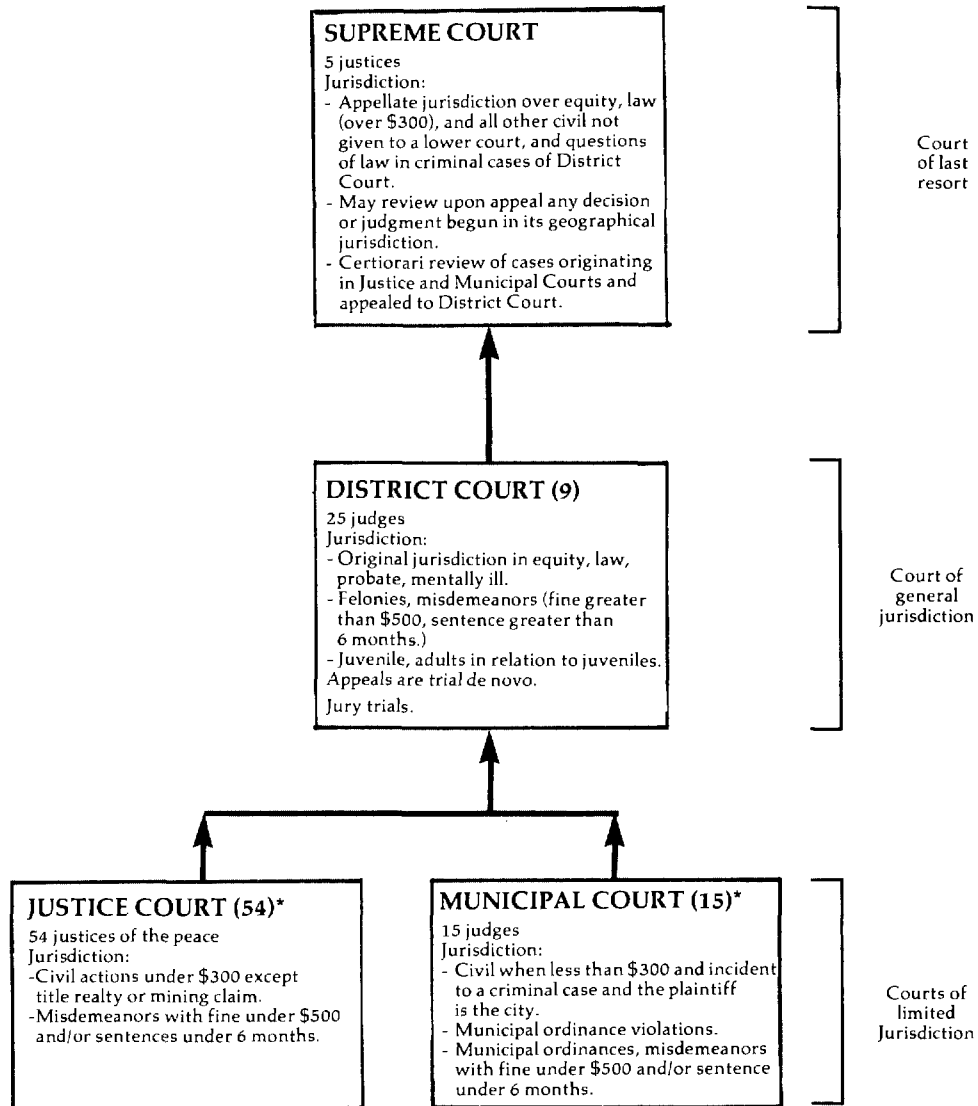
A civil case is counted with the filing of a petition or complaint.

^kAdditional information:

There were 876 original and settlement hearings, 136 rehearings held and settled, and 12 cases appealed to the Supreme Court. The number of cases disposed is unknown.

Source: Office of the State Court Administrator, The Courts of Nebraska 1977 (Lincoln, Nebraska). Statistics are from the annual report except that totals have been computed where necessary.

NEVADA COURT SYSTEM, 1977



Indicates route of appeal.

*Nine justices of the peace also serve as Municipal Court judges.

NEVADA SUPREME COURT
Court of last resort
5 justices
January 1, 1977 to December 31, 1977

	Beginning pending	Filed	Disposed	End pending
Cases:				
Appeals:				
Civil	X	243	X	X
Criminal	X	183	X	X
Postconviction remedy:				
Postconviction	X	67	X	X
Reinstated	X	14	X	X
Total appeals	X	507	X	X
Other cases:				
Original proceedings:				
Original jurisdiction:				
Habeas corpus	X	19	X	X
Mandamus	X	60	X	X
Prohibition	X	38	X	X
Quo warranto	X	0	X	X
Exceptions	X	8	X	X
Motions	X	35	X	X
Total	X	160	X	X
Disciplinary:				
Bar	X	21	X	X
Total	X	181	X	X
Requests to appeal:				
Certiorari	X	5	X	X
Criminal:				
Pretrial habeas	X	399	X	X
Total	X	404	X	X
Total other cases	X	585	X	X
Total cases	259	1,092	898	453
Other proceedings:				
Rehearing requests	12 ^f	103	114	1
Total other proceedings	12 ^f	103	114	1

<u>Manner of disposition</u>	<u>Disposition of appeals</u>	<u>Status of pending cases</u>
Written opinion 222 ^k	Affirmed 135	Set or assigned 73
Consolidated 5	Reversed 67	Under submission 347
Dismissed by order 671	Affirmed in part 7	Other 33
	Writs granted 3	
	Writs denied 6	
	Other 5	

	<u>Time interval (dys)</u>		
	<u>Civil</u>	<u>Criminal</u>	<u>Total</u>
From formal submission to disposition	34.6	22.0	26.4
Number of cases	315	581	896

Boldface headings indicate the classifications used by the NCSP.

X = The data for this case type are known to be included in the total but were not available by category.

^fBeginning pending figure for the 1977 court year does not equal the end pending figure for the 1976 court year: Data is as reported by the court administrative office.

^kAdditional information:

Written opinion includes both signed and per curiam opinions.

Source: Unpublished data provided by the Administrative Office of the Courts. Statistics are from the unpublished data except that totals have been computed where necessary, and additions were made by the administrative office of the court during data verification.

NEVADA DISTRICT COURT¹
 Court of general jurisdiction
 9 districts, 25^c judges
 January 1, 1977 to December 31, 1977

	Beginning pending	Filed	Disposed	End pending
Civil^d:				
Law:				
Civil actions	N/A	3,078	N/A	N/A
Domestic relations:				
Marriage dissolution:				
Divorce actions	N/A	3,294	N/A	N/A
Support/custody:				
Reciprocal	N/A	677	N/A	N/A
Adoption	N/A	169	N/A	N/A
Total	N/A	4,140	N/A	N/A
Estate:				
Probate/wills/intestate:				
Probate	N/A	378	N/A	N/A
Guardianship/conservatorship/trusteeship:				
Guardianship	N/A	104	N/A	N/A
Total	N/A	482	N/A	N/A
Mental health:				
Inebriate matters	N/A	0	N/A	N/A
Insanity matters	N/A	85	N/A	N/A
Total	N/A	85	N/A	N/A
Other civil:				
Miscellaneous matters	N/A	277	N/A	N/A
Total civil	N/A	8,062	N/A	N/A
Criminal^d:				
Felony/misdemeanor:				
Criminal actions	N/A	1,448	N/A	N/A
Total criminal	N/A	1,448	N/A	N/A
Juvenile:				
Total juvenile	N/A	535	N/A	N/A
Grand total ¹	N/A	10,045	N/A	N/A

	<u>Trial^d</u>		
	Jury	Non-jury	Total
Civil:			
Law	68	817	885
Domestic relations:			
Marriage dissolution	--	148	148
Total	68	965	1,033
Criminal:			
Felony/misdemeanor	59	665	724
Grand total	127	1,630	1,757

Boldface headings indicate the classifications used by the NCSP.
 N/A = This case type is handled by the court, but the data are unavailable.
 -- = Not applicable.

^cJudge information:
 The Second District has 7 judges. Data were available only for only this district. There are a total of 25 judges in the 9 districts statewide.

^dCase definition or unit of count:
 A civil case is counted with the filing of a petition or complaint.
 The criminal case unit of count is the number of defendants on the information, indictment, or complaint.
 A jury trial is counted if tried to verdict.
 A non-jury trial is counted if tried to decision.

¹Data are not complete:
 Data were available for only one district: the Second District (Washoe County). This county contains 25 percent of the total state population.

Source: Unpublished data supplied by the clerk of the 2nd District Court. Statistics are taken from the unpublished data except that totals were computed where necessary.

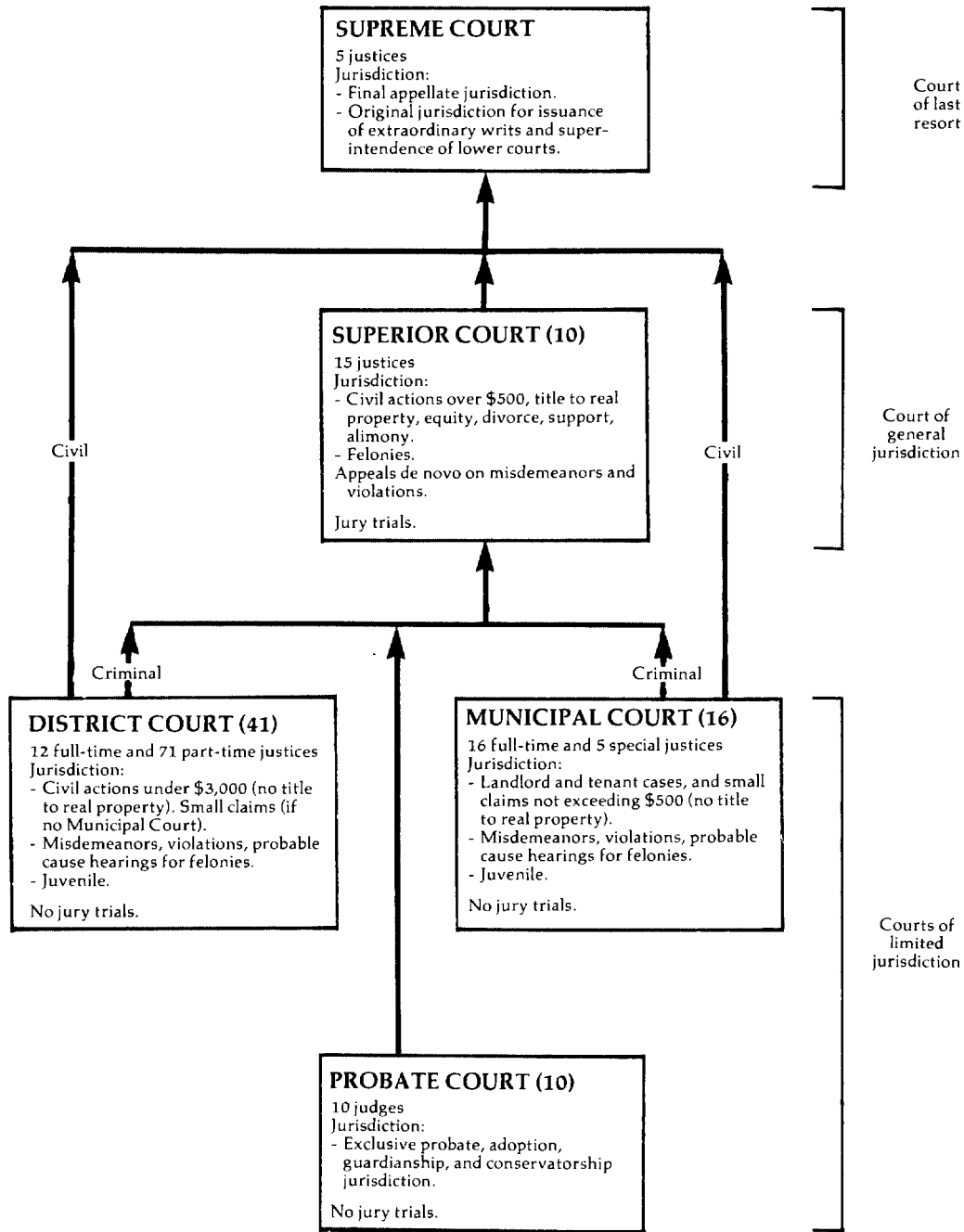
NEVADA JUSTICE COURT
 Court of limited jurisdiction
 54 courts, 54 justices of the peace
 January 1, 1977 to December 31, 1977

There were no data available for cases handled in the Justice Court for 1977.

NEVADA MUNICIPAL COURT
 Court of limited jurisdiction
 15 courts, 15 judges
 January 1, 1977 to December 31, 1977

There were no data available for cases handled in the Municipal Court for 1977.

NEW HAMPSHIRE COURT SYSTEM, 1977



↑ Indicates route of appeal.

NEW HAMPSHIRE SUPREME COURT
 Court of last resort
 5 justices
 August 1, 1976 to July 31, 1977

	Beginning pending	Filed	Disposed	End pending
Cases:				
Appeals:				
Civil and criminal	X	240	X	X
Appeal of administrative agency case	X	26	X	X
Total appeals	X	266	X	X
Other cases:				
Original proceedings:				
Original jurisdiction:				
Original cases filed	X	33	X	X
Certification of questions	X	2	X	X
Total	X	35	X	X
Advisory opinions				
Total	X	14	X	X
Total	X	49	X	X
Requests to appeal				
Total other cases	X	49	X	X
Total cases	202	315	348	169

Boldface headings indicate the classifications used by the NCSP.

Blank space = Not enough information is known. The case category may or may not be handled by the court.

X = The data for this case type are known to be included in the total but were not available by category.

Source: Chairman, Judicial Council, Seventeenth Biennial Report of the Judicial Council of the State of New Hampshire covering periods August 1, 1976-July 31, 1977, and August 1, 1977-July 31, 1978 (Concord, New Hampshire: 1978). Statistics are from the biennial report except that totals have been computed where necessary.

NEW HAMPSHIRE SUPERIOR COURT
 Court of general jurisdiction
 10 courts, 15 justices
 August 1, 1976 to July 31, 1977

	Beginning pending	Filed	Disposed	End pending
Civil^d:				
Law:				
Actions at law	9,995 ^f	5,400	5,886 ^h	9,509
Equity:				
All other equitable actions and petitions	3,054	2,672	3,095 ^h	2,631
Domestic relations:				
Marriage dissolution:				
Marital cases	4,640 ^f	5,824	5,282 ^h	5,182
Marital cases brought forward for further orders	1,936 ^f	3,847	3,497 ^h	2,286
Total	6,576 ^f	9,671	8,779	7,468
Appeal:				
Appeal of trial court case:				
Probate appeals	48	2	18 ^h	32
Total civil	19,673^f	17,745	17,778	19,640
Criminal^d:				
Felony/misdemeanor:				
Indictments	2,849 ^f	2,833	3,204 ^h	2,478
Informations	42 ^f	475	491 ^h	26
Complaints	394 ^f	863	793 ^h	464
Total	3,285 ^f	4,171	4,488 ^h	2,968
Appeal	1,844	2,821	2,148 ^h	2,517
Total criminal	5,129^f	6,992	6,636	5,485
Grand total	24,802^f	24,737	24,414	25,125

	Trial ^d			Criminal dispositions	
	Jury	Non-jury	Total		
Civil:					
Law	241	780	1,021	Guilty plea or nolo contendere	2,847
Equity	X	X	X	Nolle prosequere	1,621
Domestic relations ..	--	376	376	Otherwise disposed	1,618
Appeal	X	X	X		
Total	245	4,102	4,347		
Criminal	363	187	550		
Grand total	608	4,289	4,897		

Boldface headings indicate the classifications used by the NCSP.

X = The data for this case type are known to be included in the total but were not available by category.

-- = Not applicable.

^dCase definition or unit of count:

A civil case is not counted in the same way throughout the state.

The criminal case unit of count is not consistent statewide.

A trial is not counted in the same way throughout the state.

^fBeginning pending figure for the 1977 court year does not equal the end pending figure for the 1976 court year.

Figures are as reported in the biennial report.

^hFigures were calculated:

Dispositions were calculated by category from available filing and pending data.

Source: Chairman, Judicial Council, Seventeenth Biennial Report of the Judicial Council of the State of New Hampshire covering periods August 1, 1976-July 31, 1977, and August 1, 1977-July 31, 1978 (Concord, New Hampshire: 1978). Statistics are from the biennial report except that totals have been computed where necessary.

NEW HAMPSHIRE DISTRICT COURT
Court of limited jurisdiction
41 courts: 12 full-time, 71 part-time and special judges
August 1, 1976 to July 31, 1977

	Beginning pending	Filed	Disposed	End pending
Civil^d:				
Small claims	N/A	N/A	19,393	N/A
Real property rights:				
Landlord and tenant	N/A	N/A	1,713	N/A
Extraordinary writ:				
Civil writs	<u>N/A</u>	<u>N/A</u>	<u>4,652</u>	<u>N/A</u>
Total civil	N/A	N/A	25,758	N/A
Criminal^d:				
Misdemeanor	N/A	N/A	25,577	N/A
Preliminary hearing:				
Class A felonies	N/A	N/A	547	N/A
Class B felonies	N/A	N/A	2,157	N/A
Total	<u>N/A</u>	<u>N/A</u>	<u>2,704</u>	<u>N/A</u>
Total criminal	N/A	N/A	28,281	N/A
Traffic:				
Other traffic violation:				
Violations	<u>N/A</u>	<u>N/A</u>	<u>125,840</u>	<u>N/A</u>
Total traffic	N/A	N/A	125,840	N/A
Juvenile:				
Criminal-type offense:				
Delinquent children	N/A	N/A	4,562 ^k	N/A
Status offense:				
Persons in need of supervision	N/A	N/A	494	N/A
Non-offense:				
Neglected children	<u>N/A</u>	<u>N/A</u>	<u>479</u>	<u>N/A</u>
Total juvenile	N/A	N/A	5,535 ^k	N/A
Grand total	N/A	N/A	185,414	N/A

Boldface headings indicate the classifications used by the NCSP.
N/A = This case type is handled by the court, but the data are unavailable.

^dCase definition or unit of count:
A civil case is not counted in the same way throughout the state.
The criminal case unit of count is not consistent statewide.

^kAdditional information:
Juvenile delinquency cases disposed include 45 cases transferred to the Superior Court.

Source: Chairman, Judicial Council, Seventeenth Biennial Report of the Judicial Council of the State of New Hampshire covering periods August 1, 1976-July 31, 1977, and August 1, 1977-July 31, 1978 (Concord, New Hampshire: 1978). Statistics are from the biennial report except that totals have been computed where necessary.

NEW HAMPSHIRE PROBATE COURT
 Court of limited jurisdiction
 10 courts, 10 judges
 July 1, 1976 to June 30, 1977

	Beginning pending	Filed	Dis posed	End pending
Civil^d:				
Domestic relations:				
Adoption	N/A	787	N/A	N/A
Other domestic relations:				
Marriage waivers granted	N/A	1,764	N/A	N/A
Relinquishment and termination of parental rights	N/A	97	N/A	N/A
Total	N/A	1,861	N/A	N/A
Total	N/A	2,648	N/A	N/A
Estate:				
Probate/wills/intestate:				
Wills allowed	N/A	2,610	N/A	N/A
Will authenticity	N/A	227	N/A	N/A
Administrations allowed	N/A	1,435	N/A	N/A
Voluntary administrations	N/A	531	N/A	N/A
Inheritance tax	N/A	43	N/A	N/A
Total	N/A	4,846	N/A	N/A
Guardianship/conservatorship/trusteeship:				
Guardians appointed	N/A	357	N/A	N/A
Conservators appointed	N/A	166	N/A	N/A
Trustees appointed	N/A	201	N/A	N/A
Successor guardian	N/A	12	N/A	N/A
Accounts allowed	N/A	6,277	N/A	N/A
Total	N/A	7,013	N/A	N/A
Other estate:				
Death certificate	N/A	97	N/A	N/A
Inquisitions	N/A	176	N/A	N/A
Total	N/A	273	N/A	N/A
Total	N/A	12,132	N/A	N/A
Mental health:				
Involuntary commitments	N/A	4	N/A	N/A
Other civil:				
Change of name	N/A	478	N/A	N/A
Total civil	N/A	15,262	N/A	N/A
Grand total	N/A	15,262	N/A	N/A

Boldface headings indicate the classifications used by the NCSP.
 N/A = This case type is handled by the court, but the data are unavailable.

^dCase definition or unit of count:
 A civil case is not counted in the same way throughout the state.

Sources: Chairman, Judicial Council, Seventeenth Biennial Report of the Judicial Council of the State of New Hampshire covering periods August 1, 1976-July 31, 1977, and August 1, 1977-July 31, 1978 (Concord, New Hampshire: 1978) and Chief Justice, Supreme Court and Chairman, Judicial Planning Committee, 1978 New Hampshire Court System (Concord, New Hampshire: 1978). Statistics are from these two reports except that totals have been computed where necessary.

NEW HAMPSHIRE MUNICIPAL COURT
 Court of limited jurisdiction
 16 courts, 16 full-time and 5 special justices
 August 1, 1976 to July 31, 1977

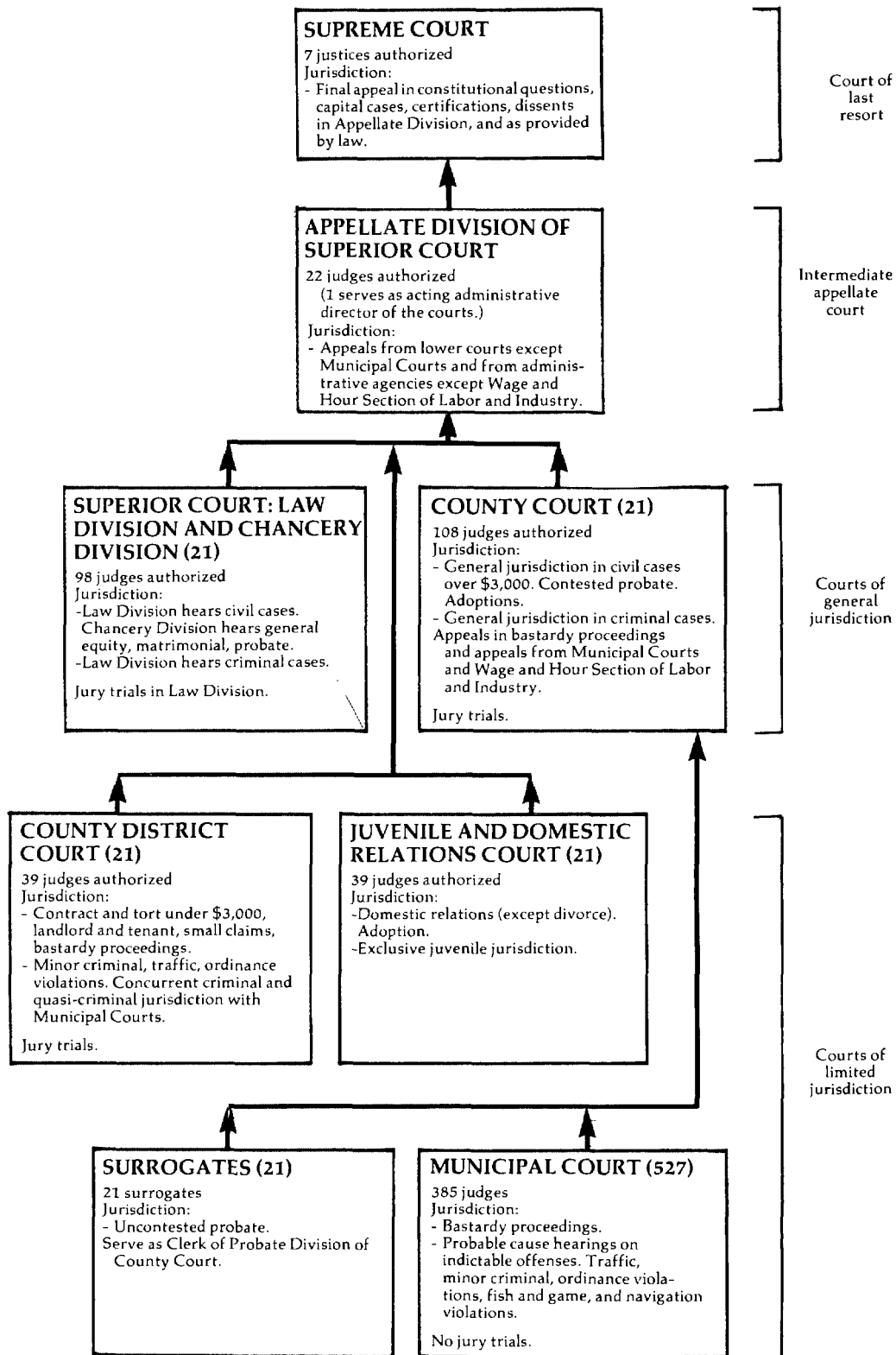
	Beginning pending	Filed	Disposed	End pending
Civil^d:				
Small claims	N/A	N/A	696	N/A
Real property rights:				
Landlord and tenant	N/A	N/A	10	N/A
Total civil	N/A	N/A	706	N/A
Criminal^d:				
Misdemeanor	N/A	N/A	1,628	N/A
Preliminary hearing:				
Class A felonies	N/A	N/A	28	N/A
Class B felonies	N/A	N/A	61	N/A
Total	N/A	N/A	89	N/A
Total criminal	N/A	N/A	1,717	N/A
Traffic:				
Other traffic violation:				
Violations	N/A	N/A	6,508	N/A
Total traffic	N/A	N/A	6,508	N/A
Juvenile:				
Criminal-type offense:				
Delinquent children	N/A	N/A	269	N/A
Status offense:				
Persons in need of supervision	N/A	N/A	37	N/A
Non-offense:				
Neglected children	N/A	N/A	9	N/A
Total juvenile	N/A	N/A	315	N/A
Grand total	N/A	N/A	9,246	N/A

Boldface headings indicate the classifications used by the NCSP.
 N/A = This case type is handled by the court, but the data are unavailable.

^dCase definition or unit of count:
 A civil case is not counted in the same way throughout the state.
 The criminal case unit of count is not consistent statewide.

Source: Chairman, Judicial Council, Seventeenth Biennial Report of the Judicial Council of the State of New Hampshire covering periods August 1, 1976-July 31, 1977, and August 1, 1977-July 31, 1978 (Concord, New Hampshire: 1978). Statistics are from the biennial report except that totals have been computed where necessary.

NEW JERSEY COURT SYSTEM, 1977



↑ Indicates route of appeal.

NEW JERSEY SUPREME COURT
Court of last resort
7 Justices
September 1, 1976 to August 31, 1977

	Beginning pending	Filed	Disposed	End pending
Cases:				
Appeals:				
Civil:				
Civil categories	X	X (X) ^e	84	X
Criminal	X	X (X) ^e	35	X
Appeals of administrative agency case:				
State agencies or authorities	X	X (X) ^e	32	X
Cases consolidated or disposed before argument	X	X (X) ^e	93	X
Total appeals	195	75 (150) ^e	244	176
Other cases:				
Original proceedings:				
Disciplinary	42	62	70	34
Requests to appeal¹:				
Petitions for certification	385	765	841 (126) ^e	183
Motion for direct certification	(j)	(j)	41 (11) ^e	(j)
Motions for leave to appeal	(j)	(j)	116 (13) ^e	(j)
Total	385 ¹	765 ¹	998 (150) ^e	183 ¹
Total other cases	427 ¹	827 ¹	1,068 (150) ^e	217 ¹
Total cases	622 ¹	902 ¹ (150) ^e	1,312 (150) ^e	393 ¹
Other proceedings:				
Rehearing requests	X	X	31	X
Other matters:				
Motions and other petitions	X	X	981	X
Total other proceedings	102 ^j	1,210 ^j	1,012	119 ^j

Manner of disposition ^m	Age of pending cases (8/31/77)	Disposition of appeals
Written opinion	100 ^m	Under 2 months
Per curiam	53	2 to 5 months
Status of pending cases (8/31/77)		5 to 8 months
Not yet perfected	57	8 to 12 months
Perfected and ready for argument	85	12 to 14 months
Submitted but not decided	2	14 to 17 months
Argued but not decided	32	17 to 20 months
		Over 20 months
		Affirmed
		Reversed
		Modified
		Reversed and Remanded
		Affirmed and reversed in part....
		Remanded
		Dismissed
		Dismissed before argument
		Remanded before argument
		Consolidated with certification ..
		Decided without argument

Time intervals (months/days)		
	Mean	Median
Judgment below to notice of appeal or granting of certification	3/23	3/14
Notice of appeal or granting of certification to perfection	3/12	2/ 4
Perfection to argument	5/27	5/28
Argument to decision	5/15	3/23
Notice of appeal or granting of certification to decision	14/22	13/19
Perfection to decision	11/20	10/26

Boldface headings indicate the classifications used by the NCSP.

N/A = This case type is handled by the court, but the data are unavoidable.

X = The data for this case type are known to be included in the total but were not available by category.

¹Data are not complete:

Pending and filing frequencies for total requests to appeal, total other cases and total cases do not include motions for direct certification or motions for leave to appeal.

^jExplanation of data included in the category:

Filing and pending figures reported for total other proceedings include motions for direct certification and motions for leave to appeal. Disposition data for these two categories were available separately and are listed on the appropriate lines under the request to appeal heading above.

^mInformation on disposition type or trial data:

The 100 written opinions and 53 per curiam opinions disposed of 151 appeals and 24 disciplinary matters. There were also 18 concurring, 51 dissenting, and 12 concurring in part, dissenting in part opinions written.

Source: Administrative Director of the Courts, Annual Report 1976-77 (Trenton, New Jersey: 1978). Source of case data is available. Statistics are from the annual report except that totals have been computed where necessary.

NEW JERSEY APPELLATE DIVISION OF SUPERIOR COURT
Intermediate appellate court
21^c judges
September 1, 1976 to August 31, 1977

	Beginning pending	Filed	Disposed	End pending
Cases:				
Appeals:				
Civil	X	1,969 ^h	X	X
Criminal	X	2,105	X	X
Appeal of administrative agency case:				
State agencies	X	1,134	X	X
Total appeals	4,748	5,208 ^k	4,249 ^k	5,707
Other cases:				
Original proceedings				
Requests to appeal:				
Leave to appeal	45	770	720	95
Total other cases	45	770	720	95
Total cases^k	4,793	5,978	4,969	5,802
Other proceedings:				
Rehearing requests	2	129	113	18
Other matters:				
Motions and petitions ^j	132 ^f	3,155	2,853	434
Total other proceedings	134	3,284	2,966	452

Manner of disposition

Published opinions	336 ^m
Per curiam	2,555
Dismissed (opinion)	110
Transfers ^m	12
Dismissal/withdrawal	1,346

Disposition of appeals

Affirmed	2,024
Reversed	586
Remanded	9
Certifications	12
Modified	272
Dismissed	1,346

<u>Time interval (months/days)</u>	<u>Mean</u> <u>Median</u>		<u>Age of pending cases (8/31/77)</u>		<u>Status of pending cases (8/31/77)</u>	
Judgment below to notice of appeal	1/9	1/10	Under 2 months	972	Not yet perfected	4,224
Date of appeal to perfected	7/27	6/21	2 to 5 months	1,301	Perfected and ready	
Perfected to argued or submitted	3/27	3/6	5 to 8 months	1,118	for calendaring	1,449
Argued or submitted to decided	0/23	0/16	8 to 12 months	838	Submitted but not decided .	1,654
Date of appeal to decided	12/15	11/24	12 to 14 months	444	Argued and decided	1,347
			14 to 17 months	452		
			17 to 20 months	214		
			Over 20 months	368		

Boldface headings indicate the classifications used by the NCSP.
Blank space = Not enough information is known. The case category may or may not be handled by the court.
X = The data for this case type are known to be included in the total but were not available by category.

^cJudge information:

There are 22 judges authorized in this court, but 1 judge served as the acting administrative director of the courts.

^fBeginning pending figure for the 1977 court year does not equal the end pending figure for the 1976 court year:

Figures are as given in the annual report.

^hFigure was computed:

Civil appeals filed were computed by subtracting the number of criminal appeals and appeals of administrative agency cases filed from the number of total appeals filed.

^kAdditional information:

Total appeals filed and disposed include 12 certifications by the Supreme Court before calendaring by the Appellate Division.

^mInformation on disposition type or trial data:

There were also 10 concurring and 28 dissenting opinions filed.

Transfers are cases transferred to the Supreme Court by certification.

Source: Administrative Director of the Courts, Annual Report 1976-77 (Trenton, New Jersey: 1978). Source of case data is available. Statistics are from the annual report except that totals have been computed where necessary.

**NEW JERSEY SUPERIOR COURT (LAW DIVISION
and CHANCERY DIVISION) and COUNTY COURT**
Court of general jurisdiction
21 counties: 98 superior judges, 108 county judges authorized
September 1, 1976 to August 31, 1977

	Beginning pending	Filed	Disposed	Defendants	End pending
Civil:					
Tort:					
Auto tort	20,828 ^f	17,274	14,886	--	23,216
Other tort:					
Other--Law Division	26,124 ^f	21,869	18,125	--	29,868
Total	46,952 ^f	39,143	33,011	--	53,024
Equity	2,684 ^f	4,130	4,328	--	2,486
Domestic relations:					
Marriage dissolution:					
MatrimonialJ	6,948 ^f	22,170	22,098	--	7,020
Adoption:					
Adoption (contested)	X	69	X	--	X
Adoption (uncontested)	0	1,873	1,873	--	0
Total	X	1,942	X	--	X
Total	6,948 ^{f1}	24,112	23,971 ¹	--	7,020 ¹
Estate (County Court):					
Probate/wills/intestate:					
Wills and administration	X	175	X	--	X
Accounting	X	228	X	--	X
Total	X	403	X	--	X
Guardianship/conservatorship/trusteeship:					
Appointment of guardians for incompetents	0	362	362	--	0
Other estate:					
Other probate matters	X	221	X	--	X
TotalJ	X	986	X	--	X
Total civil	56,817 ^f	68,371	62,325	--	62,863
Criminal:					
Felony:					
Indictments and accusations	28,724 ^f	25,748	24,648	30,655	29,824
Appeal (County Court)	846 ^f	3,063	3,336	N/A	573
Extraordinary writ:					
Postconviction relief	55 ^f	227	226	N/A	56
Total criminal	29,625 ^f	29,038	28,210	N/A	30,453
Grand total	86,442 ^f	97,409	90,535	N/A	93,316

<u>Trial^d</u>				<u>Criminal dispositions</u>			
	Jury	Non-jury	Total		Cases	Defendants	
Civil:							
Tort:							
Auto tort	1,226	71	1,297	Jury trial:			
Other tort	1,346	1,208	2,554	Conviction	1,429	1,751	
Total	2,572	1,279	3,851	Acquittal	850	1,114	
Equity	1	1,012	1,013	Guilty or non vult plea ..	185	225	
Domestic relations:							
Marriage dissolution	--	8,431	8,431	Dismissal	64	85	
Adoption	--	X	X	Conditional discharge	23	25	
Total	--	X	X	Non-jury trial:			
Estate	--	X	X	Conviction	191	209	
Total	2,573	11,375	13,948	Acquittal	426	494	
Criminal:							
Felony	2,551	678	3,229	Guilty or non vult plea ..	21	23	
Grand total	5,124	12,053	17,177	Dismissal	40	50	
				Conditional discharge	0	0	
				Total trial:			
				Conviction	1,620	1,960	
				Acquittal	1,276	1,608	
				Guilty or non vult plea ..	206	248	
				Dismissal	104	135	
				Conditional discharge	23	25	
				Guilty or non vult			
				plea without trial	13,812	16,818	
				Dismissal without trial	7,417	9,625	
				Conditional discharge			
				without trial	190	236	
				Extraordinary writ:			
				Petition summarily			
				disposed	70	N/A	
				No relief granted	142	N/A	
				Some relief granted	14	N/A	

<u>Civil dispositions</u>						
<u>In court</u>			Dismissed or dis- continued	Settled, dismissed, or dis- continued	Other	
Contested	Uncontested	Settled				
Auto tort	N/A	N/A	X	X	13,231	358
Other tort	N/A	N/A	X	X	14,819	752
Total	N/A	N/A	X	X	28,050	1,110
Equity	N/A	N/A	1,738	1,162	2,900	415
Domestic relations:						
Marriage dissolution .	8,431	13,330	22	315	337	0

(Continued on next page)

Time intervalⁿ (month/days)

	Jury			Non-jury			All trial cases		
	Number	Mean	Median	Number	Mean	Median	Number	Mean	Median
Tort:									
Auto tort:									
Complaint to trial.....	165	25/5	24/17	6	19/15	21/0	171	24/29	24/7
Other tort:									
Complaint to trial.....	184	25/5	24/18	124	19/20	19/1	308	22/29	22/18
Total:									
Complaint to answer	349	2/15	1/18	130	1/25	1/5	479	2/9	1/14
Answer to pretrial	349	12/20	11/15	130	7/8	5/18	479	9/24	9/28
Pretrial to trial	349	12/23	11/13	130	8/6	4/17	479	10/10	8/1
Complaint to trial	349	25/5	24/17	130	19/20	19/6	479	23/20	23/7

Defendants for whom trials commenced

Defendants who retracted a plea of not guilty

	Indictment or accusation to first plea		Not guilty plea to trial or guilty plea		Indictment or accusation to commencement of trial		Indictment or accusation to first plea		Not guilty plea to retraction		Indictment or accusation to retraction			
	Number	Mean	Median	Mean	Median	Mean	Median	Number	Mean	Median	Mean	Median		
Criminal:														
Murder	28	2/3	0/21	6/29	4/11	9/13	5/19	5	0/26	0/27	13/26	2/23	14/22	3/20
Other	470	1/18	0/21	8/9	6/6	9/27	7/25	1,437	1/26	0/24	6/5	4/2	8/1	5/18
Total	498	1/19	0/21	8/6	5/28	9/25	7/24	1,442	1/26	0/24	6/6	4/2	8/2	5/17

Age of pending casesⁿ (months)

	Auto tort	Other tort	Equity	Marriage dissolution	Estate	Felony
Under 6 months	4,595	6,588	1,228	1,843	167	10,949
6+ to 12 months	6,851	8,091	767	2,805	59	5,509
12+ to 18 months	5,551	7,091	285	1,481	47	3,543
18+ to 24 months	3,383	4,390	114	595	(n)	2,137
24+ to 36 months	2,306	2,857	57	241	(n)	3,147
Over 36 months	217	302	35	55	(n)	4,439

Boldface headings indicate the classifications used by the NCSF.

N/A = This casetype is handled by the court, but the data are unavailable.

X = The data for this case type are known to be included in the total but were not available by category.

-- = Not applicable.

^dCase definition or unit of count:

A civil case is counted when it is placed on the calendar (has reached issue).

The criminal case unit of count is the number of informations or indictments.

A jury trial is counted when the first juror is drawn.

A non-jury trial is counted at the point when an opening statement or the introduction of any evidence occurs.

^fBeginning pending figure for the 1977 court year does not equal the end pending figure for the 1976 court year:

This is because of recounts by the counties resulting from their periodic physical inventories and the discovery of other reporting errors by the counties during the course of the year.

¹Data are not complete:

Total pending figures for **domestic relations** include only matrimonial cases. They do not include pending contested adoption cases.

Total disposed for **domestic relations** includes matrimonial and uncontested adoption, but not contested adoption cases.

^jExplanation of data included in the category:

Matrimonial includes divorce, maintenance, nullity, adoption, custody, matrimonial injunctions, and miscellaneous matrimonial.

Total **civil** figures include data for **adoption** (contested) and **estate** cases which could not be separated into the proper categories. There were 233 of these cases pending at the beginning of the court year, 653 disposed, and 273 pending at the end of the court year.

^mCategories for disposition type or trial data:

Civil trials do not include uncontested matrimonial cases.

ⁿTime interval or age of pending data:

Time interval data are for cases in which trials commenced in the Law Division of the Superior Court and County Court during March 1977.

Age of pending data reflect active and inactive cases for **equity**, **marriage dissolution**, **estate**, and **felony** cases.

Age of pending cases data for **auto tort** and **other tort** cases are for active cases only. There were, in addition, 549 inactive **other tort** and 313 inactive **auto tort** cases.

The number of **estate** cases pending over 18 months is included in the 12+ to 18 months category.

Source: Administrative Director of the Courts, Annual Report 1976-77 (Trenton, New Jersey: 1978). Statistics are from the annual report except that totals have been computed where necessary.

NEW JERSEY COUNTY DISTRICT COURT
Court of limited jurisdiction
21 courts, 39 judges authorized
September 1, 1976 to August 31, 1977

	Beginning pending	Filed ^j	Disposed	End pending
Civil^d:				
Tort:				
Auto tort	4,305	14,099	13,429	4,975
Other tort	1,518	4,188	4,109	1,597
Total	5,823	18,287	17,538	6,572
Contract	30,990 ^f	156,161	154,675	32,476
Small claims ^j	5,300 ^f	39,149	38,320	6,129
Real property rights:				
Tenancy	2,741	89,460	88,515	3,686
Total civil	44,854 ^f	303,057	299,048	48,863
Criminal^d:				
Other criminal:				
Criminal ^j	N/A	3,435	3,263	N/A
Total criminal	N/A	3,435	3,263	N/A
Traffic:				
Parking:				
Parking cases	N/A	42,274	27,415	N/A
Other traffic violation:				
Moving traffic cases	N/A	33,289	29,172	N/A
Total traffic	N/A	75,563	56,587	N/A
Grand total	44,854^f	382,055	358,898	48,863¹

	Trial ^d			Criminal dispositions		Other criminal
	Jury	Non-jury	Total			
Civil:						
Tort:				Convictions and guilty pleas in open court...		925
Auto tort	182	864	1,046	Violations Bureau		27
Other tort	85	359	444	Dismissed after conditional discharge or pretrial intervention.....		58
Total	267	1,223	1,490	Other dismissals and acquittals.....		312
Contract	148	5,173	5,321	Referred to other court.....		6
Small claims	7	13,815	13,822	Referred to county prosecutor		1,519
Real property rights ...	13	31,217	31,230			
Total	435	51,428	51,863			
Criminal:						
Other criminal	--	416	416			
Traffic	--	0	0			
Grand total	435	51,844	52,279			

	Civil dispositions			Contract	Small claims	Real property rights	Total
	Auto tort	Other tort	Total				
Judgments by default.....	4,819	1,256	6,075	98,560	6,395	9,819	120,849
Settled, dismissed, or discontinued, by dismissal of inactive cases	1,937	328	2,265	20,178	2,669	28	25,140
Before trial date.....	3,100	989	4,089	18,432	4,058	3,964	30,543
On trial date.....	2,109	993	3,102	10,402	10,332	43,176	67,012
Placed on inactive list or transferred	418	99	517	1,782	1,044	298	3,641

	Traffic dispositions		
	Parking	Other traffic violation	Total
Convictions and guilty pleas in open court	615	5,150	5,765
Violations Bureau	26,386	22,832	49,218
Dismissals and acquittals	414	1,190	1,604

	Age of pending cases (months)				
	Under 6 months	6+ to 12 months	12+ to 18 months	18+ to 24 months	Over 24 months
Civil:					
Tort:					
Auto tort	3,588	990	240	100	57
Other tort	1,136	324	76	42	19
Total	4,724	1,314	316	142	76
Contract	27,156	4,009	1,071	127	113
Small claims	5,278	636	144	71	0
Real property rights	3,680	6	0	0	0
Total	40,838	5,965	1,531	340	189

(Continued on next page)

	Time interval ^d (months/days)								
	Jury			Non-jury			Total		
	Number of cases	Mean	Median	Number of cases	Mean	Median	Number of cases	Mean	Median
Complaint to trial:									
Civil:									
Tort:									
Auto tort	20	13/ 8	9/ 0	54	8/ 5	6/ 3	74	9/16	7/ 0
Other tort	10	10/23	11/ 0	41	5/17	5/14	51	6/17	5/22
Total	30	12/13	N/A	95	7/ 1	N/A	125	8/10	N/A
Contract	14	10/15	11/23	319	7/24	6/29	333	7/27	7/ 2
Total	44	11/25	11/ 2	414	7/18	6/15	458	8/ 1	6/28
Complaint to answer:									
Civil ^e	44	1/21	1/ 4	414	1/19	0/26	458	1/19	0/26

Boldface headings indicate the classifications used by the NCSP.
 N/A = This case type is handled by the court, but the data are unavailable.
 -- = Not applicable.

^dCase definition or unit of count:
 A civil case is counted with the filing of a petition or complaint.
 The criminal case unit of count is the number of informations, indictments, or complaints.
 A jury trial is counted when the first juror is drawn.
 A non-jury trial is counted at the point when an opening statement or the introduction of any evidence occurs.
^fBeginning pending figure for the 1977 court year does not equal the end pending figure for the 1976 court year:
 Figures are as given in the annual report.

ⁱData are not complete:
 Grand total pending figures do not include criminal or traffic cases.

^jExplanation of data included in the category:
 Filed includes all complaints filed or transferred from other courts or counties and inactive complaints restored to calendar.
 Small claims include auto small claims cases and other small claims.
 Criminal case complaints include indictable offenses referred to county prosecutors for indictment as well as minor criminal, disorderly persons, ordinance, fish and game, navigation, etc.

ⁿTime interval or age of pending data:
 Time interval data are for all civil cases in which trials commenced during March 1977, excluding small claims and real property rights.

Source: Administrative Director of the Courts, Annual Report 1976-77 (Trenton, New Jersey: 1978) and Proceedings in the Municipal Courts, September 1, 1976-August 31, 1977 (Trenton, New Jersey: 1978). Statistics are from the annual reports except that totals have been computed where necessary.

NEW JERSEY JUVENILE AND DOMESTIC RELATIONS COURT
 Court of limited jurisdiction
 21 courts, 39 judges authorized
 September 1, 1976 to August 31, 1977

	Beginning pending	Filed	Disposed	End pending
Civil^d:				
Domestic relations:				
Domestic relations and reciprocal support	4,736 ^f	69,474	67,707	6,503
Total civil	4,736 ^f	69,474	67,707	6,503
Juvenile:				
Criminal-type offense:				
Juvenile delinquent complaints	11,902 ^f	73,400	72,986	12,316
Status offense:				
Juvenile in need of supervision (JINS)	776 ^f	8,843	8,689	930
Total juvenile	12,678 ^f	82,243	81,675	13,246
Grand total	17,414 ^f	151,717	149,382	19,749

Age of pending cases (months)

	Civil		Juvenile	
	Domestic relations	Criminal-type offense	Criminal-type offense	Status offense
Under 1 month	3,020	4,084		327
1 to 3 months	2,176	5,767		401
Over 3 months	1,307	2,465		202
3+ to 6 months	(n)	1,864		160
Over 6 months	(n)	601		42

Boldface headings indicate the classifications used by the NCSP.

^dCase definition or unit of count:
 A civil case is counted with the filing of a petition or complaint.
^fBeginning pending figure for the 1977 court year does not equal the end pending figure for the 1976 court year:
 This is because of recounts by the counties resulting from their periodic physical inventories and the discovery of other reporting errors by the counties during the course of the year.

ⁿInformation on time interval and age of pending data:
 The domestic relations cases pending 3+ to 6 months and over 6 months are included in the over 3 months category.

Source: Administrative Director of the Courts, Annual Report 1976-77 (Trenton, New Jersey: 1978). Statistics are from the annual report except that totals have been computed where necessary.

NEW JERSEY MUNICIPAL COURT
Court of limited jurisdiction
527 courts, 385 judges
September 1, 1976 to August 31, 1977

	Beginning pending	Filed	Disposed	End pending
Criminal^d:				
Other criminal:				
Criminal ^j	N/A	329,541	296,250	N/A
Total criminal	N/A	329,541	296,250	N/A
Traffic:				
Parking:				
Parking cases	N/A	2,441,079	1,906,286	N/A
Other traffic violation:				
Moving traffic cases	N/A	980,097	914,873	N/A
Total traffic	N/A	3,421,176	2,821,159	N/A
Grand total	N/A	3,750,717	3,117,409	N/A

<u>Non-jury trial^d</u>		<u>Criminal dispositions</u>		
Criminal (other criminal)	3,729	Convictions and guilty pleas in open court..		Other criminal 107,881
Traffic	0	Violations Bureau		20,592
Grand total	3,729	Dismissal after conditional discharge and pretrial intervention		8,595
		Other dismissals and acquittals		81,838
		Referred to other court		4,288
		Referred to county prosecutor		69,327
		<u>Traffic dispositions</u>	<u>Other traffic</u>	
		<u>Parking</u>	<u>violation</u>	<u>Total</u>
		Convictions and guilty pleas in open court..	267,069	347,292
		Violations Bureau	588,946	2,364,230
		Dismissals and acquittals	58,333	109,088
		Referred to other court	525	549

Boldface headings indicate the classifications used by the NCSP.
 N/A = This case type is handled by the court, but the data are unavailable.

^dCase definition or unit of count:

The criminal case unit of count is the number of informations, indictments, or complaints.

A non-jury trial is counted at the point when an opening statement or the introduction of any evidence occurs.

^jExplanation of data included in the category:

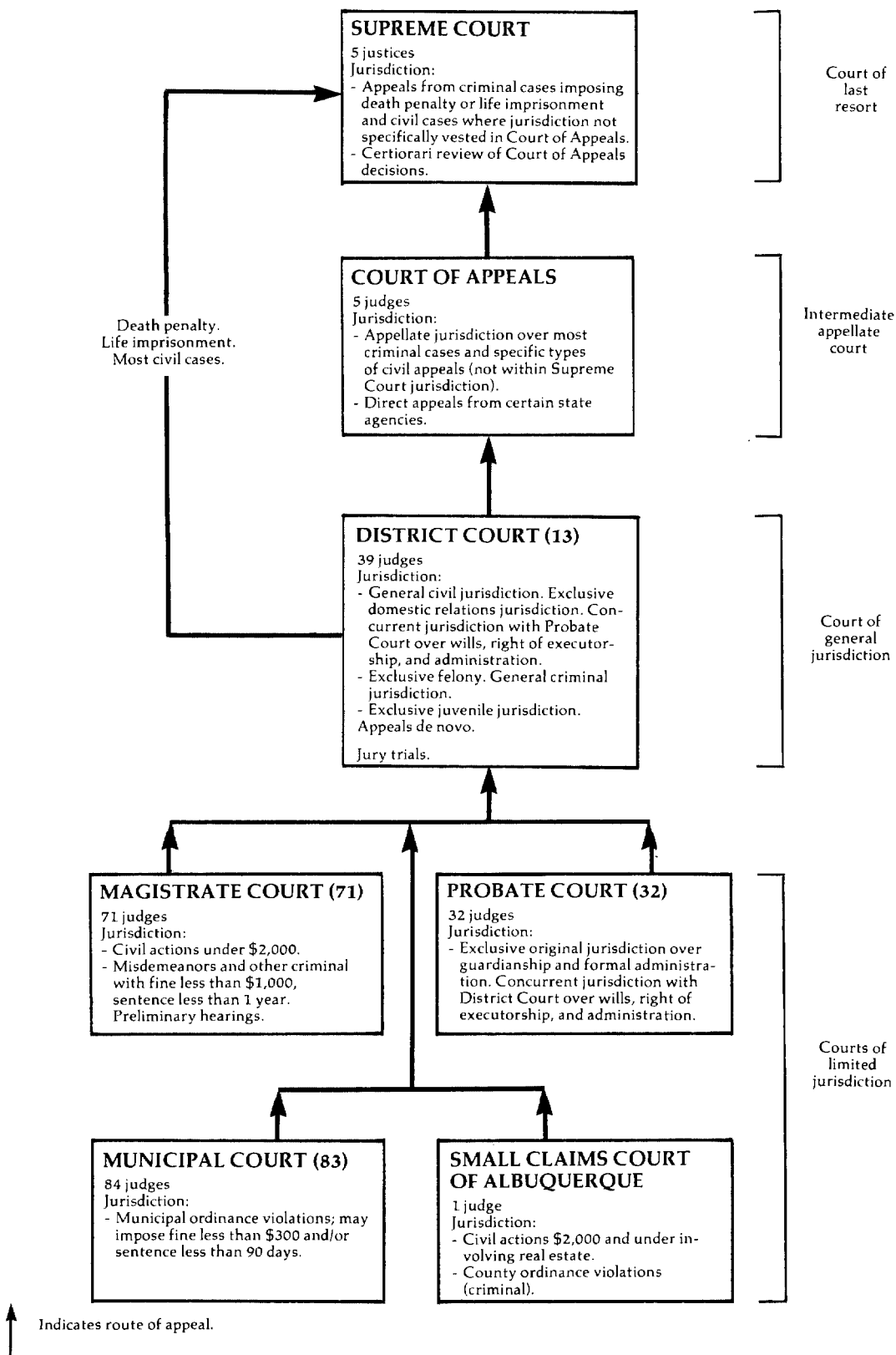
Criminal case complaints include indictable offenses referred to county prosecutors for indictment as well as minor criminal, disorderly persons, ordinance, fish and game, navigation, etc.

Source: Proceedings in the Municipal Courts, September 1, 1976-August 31, 1977 (Trenton, New Jersey: 1978). Statistics are from the annual report except that totals have been computed where necessary.

NEW JERSEY SURROGATES
21 counties, 21 surrogates
September 1, 1976 to August 31, 1977

No data were supplied for the surrogates because they handle only uncontested probate matters and serve as the clerks of the probate divisions of County Courts.

NEW MEXICO COURT SYSTEM, 1977



NEW MEXICO SUPREME COURT
Court of last resort
5 Justices
January 1, 1977 to December 31, 1977

	Beginning pending	Filed	Disposed	End pending
Cases:				
Appeals:				
Civil	X	251 (X) ^e	X	X
Criminal	X	22 (X) ^e	X	X
Reinstated cases	X	3	X	X
Total appeals	X	273 (27) ^e	241	X
Other cases:				
Original proceedings:				
Original jurisdiction:				
Habeas corpus	X	104 ^l	104	X
Mandamus	X	18	21	X
Prohibition	X	51	48	X
Removal from corporation commission	X	1	0	X
Superintending control	X	6	1	X
Other	X	5	18	X
Total	X	185	192	X
Disciplinary matter				
Total	X	4	8	X
Total	X	189	200	X
Requests to appeal:				
Certiorari	X	167	143 (27) ^e	X
Total other cases	X	356	343 (27) ^e	X
Total cases	123	632 (27)^e	584 (27)^e	1698
Other proceedings:				
Other matters:				
Rule 37 motions ^j	0	510	510	0
Rule 34 motions ^j	0	48	48	0
Rule 44 motions ^j	0	7	7	0
Rule 41 motions ^j	0	2	2	0
Total	0	567	567	0
Total other proceedings	0	567	567	0

Manner of disposition	Disposition of appeals ^m	Time interval (average days)
Written opinion	180 ⁿ Affirmed	108 From notice of appeal to transcription ⁿ ..
Per curiam	1 Reversed	50 From transcription to issue
Dismissed without opinion	47 Affirmed in part, reversed in part	11 From issue to submission
Transfer	13 Remanded	5 From submission to opinion/decision
		1 From issue to opinion/decision
		1 Decision vacated with opinion
		1 From transcript to mandate
		76
		63
		44
		58
		78
		155

Status of pending cases (12/31/77)

Not at issue	106
At issue--not set for oral argument..	15
At issue--set for oral argument	23
Previously submitted	25

Disposition of other cases

	Original proceedings			Requests to appeal
	Original jurisdiction	Disciplinary	Total	
Granted	4	--	4	27
Denied	59	--	59	131
Quashed	11	--	11	11
Made permanent	16	--	16	--
Dismissed	7	--	7	--
Motion for leave to file petition late--denied ..	0	--	0	1
Case reinstated--writ made permanent	3	--	3	--
Case reinstated on mandate--peremptory writ	2	--	2	--
Closed by orders	89	--	89	--
Supervision of attorneys	--	2	2	--
Disciplinary	--	5	5	--
Petition for removal from office--denied	--	1	1	--

Boldface headings indicate the classifications used by the NCSP.

X = The data for this case type are known to be included in the total but were not available by category.
-- = Not applicable.

^eCases not included in the total to avoid double counting:

Requests to appeal when granted are not counted as disposed until the resulting appeal is disposed; a new filing is not counted for the appeal. These granted requests to appeal are the figures appearing in parentheses.

^lChange in pending does not equal the difference between filings and dispositions:

The imbalance is the result of the reinstatement of three cases during the year.

^jExplanation of data included in the category:

Habeas corpus filed includes 6 original habeas corpus cases and 88 cases from habeas corpus dockets.

Rule 37 motions are prosecutors' motions for extension of time in District Court.

Rule 34 motions and Rule 44 motions are motions for extension of time in Children's Court.

Rule 41 of the Rules of Criminal Procedure for Magistrate Courts is a motion for extension of time.

^mInformation on disposition type or trial data:

The disposition of appeals types are the results of opinions.

Of the 180 written opinions, 7 opinions disposed of 17 cases. Four opinions withdrew a prior opinion.

ⁿInformation on time interval or age of pending data:

No data are presented on notice of appeal to docketing since counsel only has 30 days to file a skeleton transcript after filing of the notice of appeal.

Source: Judicial Department of the State of New Mexico, Annual Report, 1977 (Santa Fe, New Mexico: 1978). Statistics are from the annual report except that totals have been computed where necessary.

NEW MEXICO COURT OF APPEALS
Intermediate appellate court
5 Judges
January 1, 1977 to December 31, 1977

	Beginning pending	Filed	Disposed	End pending
Cases:				
Appeals:				
Civil	X	196	X	X
Criminal and juvenile	X	333	X	X
Appeal of administrative agency case:				
Administrative appeals	X	39	X	X
Other appeals:				
Reinstated cases	X	8	X	X
Total appeals	145	576	503	218
Other cases:				
Original proceedings				
Requests to appeal				
Total other cases				
Total cases	145	576	503	218
Other proceedings:				
Rehearing requests	0	55	55	0
Other matters:				
Motions	0	607	607	0
Total other proceedings	0	662	662	0

Manner of disposition	Disposition of appeals				
	Civil and administrative	Criminal and juvenile	Total	Interlocutory appeals	
Formal opinion	Affirmed	52	193	245	--
Memorandum decision	Reversed	40	55	95	--
Transfer	Dismissed	3	9	12	--
By order	Affirmed in part, reversed in part ..	5	9	14	--
Certification to Supreme Court ...	Quashed	1	0	1	--
	Granted	--	--	--	22
	Denied	--	--	--	38

Time interval (average days)¹⁾

	Civil				Administrative agency			Criminal and juvenile			Grand total	
	Interlocutory appeals	Rule 93	Other	Total	Administrative appeals	Workmen's compensation	Total	Summary calendar	Other calendar	Total		
Number of cases	48	16	1	3	68	11	26	37	57	163	220	325
Notice of appeal in district court to decision:												
Notice of appeal in district court to answer brief filed:												
Notice of appeal in district court to transcript filed ...	87.94	23.13	27.00	108.67	72.71	24.73	92.38	72.27	--	--	--	--
Transcript filed to brief in chief filed	33.81	24.25	46.00	30.33	31.59	28.27	28.96	28.75	--	--	--	--
Brief in chief filed to answer brief filed	33.06	12.19	29.00	33.33	28.10	37.55	26.80	30.00	--	22.78	--	--
Total	154.81	59.57	102.00	172.33	132.40	90.55	148.14	131.02	--	110.55	--	--
Answer brief filed to decision ..	82.75	43.00	77.00	110.00	74.51	81.63	65.58	70.35	--	47.86	--	--
Total	237.56	102.57	179.00	282.33	206.91	172.18	213.72	201.37	41.32	158.41	128.08	152.92
Decision to mandate	41.93	32.75	37.00	26.67	39.02	37.10	26.37	29.56	28.32	26.59	27.04	29.83

Status of pending cases (12/31/77)

Not at issue	130
At issue	70
Previously submitted	18

Boldface headings indicate the classifications used by the NCSP.

Blank space = Not enough information is known. The case category may or may not be handled by the court.

X = The data for this case type are known to be included in the total but were not available by category.

-- = Not applicable.

¹⁾Information on age of pending or time interval data:

Cases included in the time interval chart do not include dismissed, denied, docket and affirm, transferred to/from the Supreme Court, or those cases determined to be atypical as a result of severe problems or delays (e.g. reinstated cases). There were 153 cases decided that were not included in the time interval data.

Source: Judicial Department of the State of New Mexico, *Annual Report, 1977* (Santa Fe, New Mexico: 1978). Statistics are from the annual report except that totals have been computed where necessary, and revisions have been made during verification by the office of the state court administrator.

NEW MEXICO DISTRICT COURT
 Court of general jurisdiction
 13 districts, 39 judges
 January 1, 1977 to December 31, 1977

	Beginning pending	Filed	Disposed	End pending
Civil^d:				
Total civil	18,936 ^f	39,217	33,259	24,894
Criminal^d:				
Felony/misdemeanor:				
Criminal	2,329	4,656	4,178	2,807
Total criminal	2,329	4,656	4,178	2,807
Juvenile:				
Total juvenile	N/A	N/A	N/A	N/A
Grand total	21,265^{f1}	43,873¹	37,437¹	27,701¹
	<u>Jury trial^d</u>			
	Criminal 457			

Boldface headings indicate the classifications used by the NCSP.
 N/A = This case type is handled by the court, but the data are unavailable.

^dCase definition or unit of count:

 A civil case is counted with the filing of a petition or complaint.

 The criminal case unit of count is the number of defendants on the information, indictment, or complaint.

 A jury trial is counted when the jury is impaneled.

^fBeginning pending figure for the 1977 court year does not equal the end pending figure for the 1976 court year:

 Figures are as given in the annual report.

¹Data are not complete:

 Grand total pending, filed, and disposed figures, do not include any juvenile data.

Source: Judicial Department of the State of New Mexico, Annual Report, 1977 (Santa Fe, New Mexico: 1978). Statistics are from the annual report except that totals have been computed where necessary.

NEW MEXICO MAGISTRATE COURT¹
 Court of limited jurisdiction
 71 courts, 71 judges
 January 1, 1977 to December 31, 1977

	Beginning pending	Filed	Disposed	End pending
Civil^d:				
Law:				
Civil	N/A	14,964	N/A	N/A
Total civil	N/A	14,964	N/A	N/A
Criminal^d:				
Misdemeanor:				
Non-traffic	N/A	15,572	N/A	N/A
Preliminary hearing:				
Felony	N/A	8,698	N/A	N/A
Total criminal	N/A	24,270	N/A	N/A
Traffic:				
Total traffic	N/A	81,853	N/A	N/A
Grand total	N/A	121,087	N/A	N/A

<u>Jury trial^d</u>	<u>Criminal dispositions</u>
Civil	Preliminary hearings held
Criminal and traffic	1,629
Total	
26	
136	
162	

Boldface headings indicate the classifications used by the NCSP.
 N/A - This case type is handled by the court, but the data are unavailable.

^dCase definition or unit of count:
 A civil case is counted with the filing of a petition or complaint.
 The criminal case unit of count is the number of indictments or complaints.
 A jury trial is counted when the jury is impaneled.

¹Special source or revision in the data:
 Caseload statistics for the New Mexico Magistrate Court were not published in the 1977 edition of the New Mexico annual report. Instead, activities of this court were reported in the form of weighted caseload data. Raw caseload figures for this court for the 1977 court year were included in the 1978 edition of the New Mexico annual report, and were thus used as the source for this chart.

Source: Judicial Department of the State of New Mexico, Annual Report, 1978 (Santa Fe, New Mexico: 1979). Statistics are from the annual report except that totals have been computed where necessary.

NEW MEXICO PROBATE COURT
 Court of limited jurisdiction
 32 courts, 32 judges
 January 1, 1977 to December 31, 1977

There were no data available for cases handled in the Probate Court for 1977.

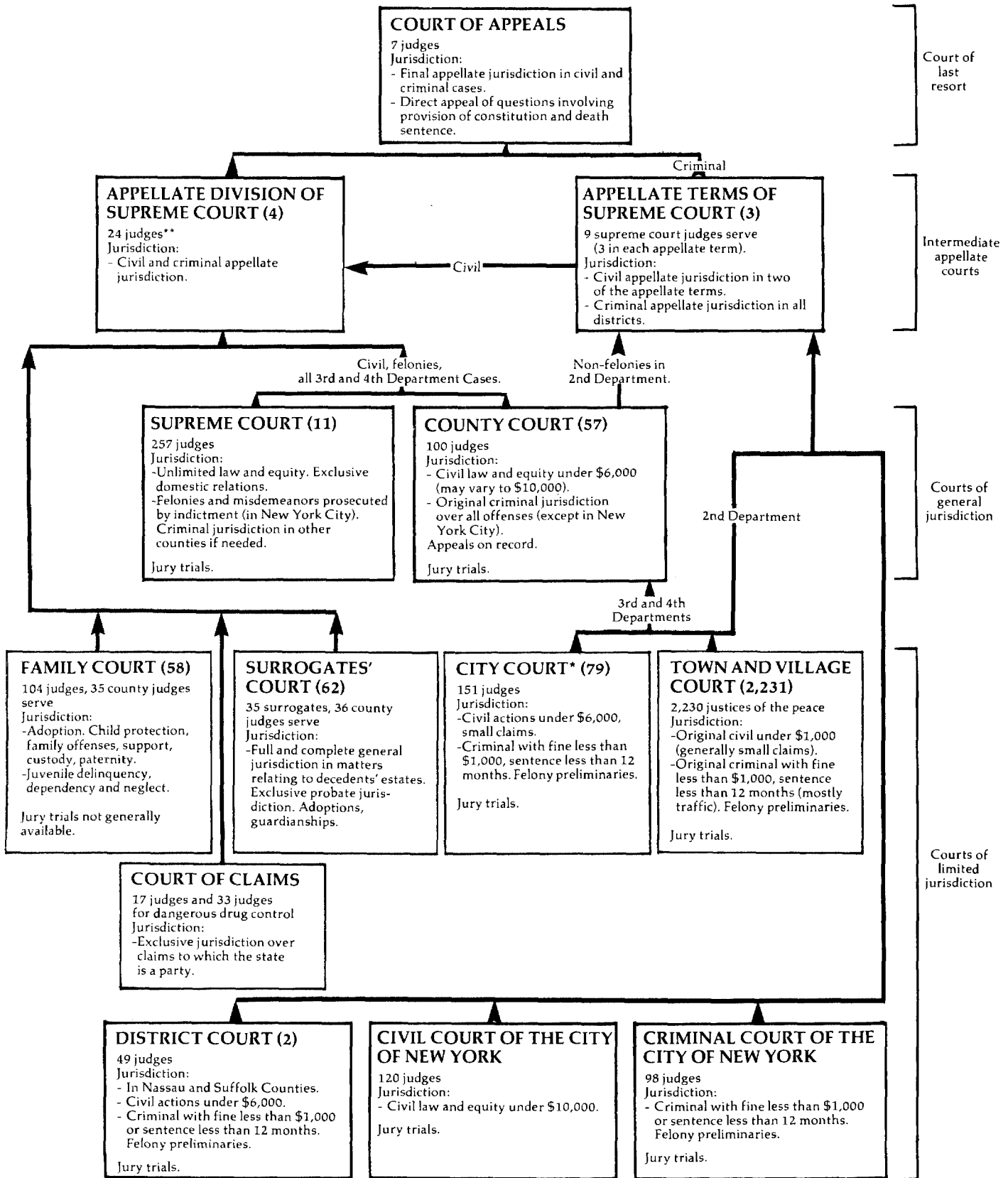
NEW MEXICO MUNICIPAL COURT
 Court of limited jurisdiction
 83 courts, 84 judges
 January 1, 1977 to December 31, 1977

There were no data available for cases handled in the Municipal Court for 1977.

SMALL CLAIMS COURT OF ALBUQUERQUE, NEW MEXICO
 Court of limited jurisdiction
 1 court, 1 judge
 January 1, 1977 to December 31, 1977

There were no data available for cases handled in the Small Claims Court for 1977.

NEW YORK COURT SYSTEM, 1977



↑ Indicates route of appeal.

*Included are the city courts, justice courts, police courts, and recorder's courts.

**Eleven retired justices and 8 certified retired justices were certified to the Appellate Division of the Supreme Court.

NEW YORK COURT OF APPEALS
Court of last resort
7 Judges
January 1, 1977 to December 31, 1977

	Beginning pending	Filed	Disposed	End pending
Cases:				
Appeals:				
Civil	N/A	X (68) ^{e1}	496 ¹	N/A
Criminal	N/A	X (86) ^e	145 ¹	N/A
Total appeals	N/A	502 (154) ^e	641	N/A
Other cases:				
Original proceedings				
Requests to appeal:				
Criminal:				
Application for leave to appeal	N/A	1,464	1,359 (86) ^e	N/A
Civil	N/A	N/A	552 (68) ^{e1}	N/A
Other motions	N/A	N/A	601 ¹	N/A
Total	N/A	1,464 ¹	2,580 (154) ^e	N/A
Total other cases	N/A	1,464 ¹	2,580 (154) ^e	N/A
Total cases	N/A	1,966¹(154)^e	3,221 (154)^e	N/A

Manner of disposition ^m	Disposition of appeals		
	Civil	Criminal	Total
Written opinion	340	89	429
Per curiam	110	50	160
Memorandum	36	5	41
	8	2	10
	1	0	1

Boldface headings indicate the classifications used by the NCSP.
Blank space = Not enough information is known. The case category may or may not be handled by the court.
N/A = This case type is handled by the court, but the data are unavailable.
X = The data for this case type are known to be included in the total but were not available by category.

^eCases not included in the total to avoid double counting:

Eighty-six applications for leave to appeal criminal convictions were granted by the court. These applications when granted are not counted as a disposition until the resulting appeal is disposed. No filing is counted for the appeal. These granted applications are the numbers appearing in parentheses.

¹Data are not complete:

Total requests to appeal, total other cases, and total cases filed do not include motions.

¹Special source or revision in the data:

These data as noted were supplied by the clerk of court during data verification.

^mInformation on disposition type or trial data:

In addition to the 416 majority opinions, 18 concurring opinions and 74 dissenting opinions were filed.

Source: The Administrative Board of the Judicial Conference, 23rd Annual Report 1978 (New York, New York: 1978). Statistics are from the annual report except that totals have been computed where necessary, and additions were supplied by the clerk of court during data verification.

NEW YORK APPELLATE DIVISIONS OF THE SUPREME COURT
Intermediate appellate court
4 divisions, 24 judges^c
January 1, 1977 to December 31, 1977

	Beginning pending	Filed	Disposed	End pending
Cases:				
Appeals:				
Total appeals	N/A	7,826 ^j	7,744 ^j	N/A
Other cases:				
Original proceedings:				
Original jurisdiction	N/A	(j)	(j)	N/A
Disciplinary matters:				
Attorney disciplinary proceedings	N/A	(j)	112	N/A
Total	N/A	(j)	112 ^j	N/A
Requests to appeal	N/A	(j)	112 ^j	N/A
Total other cases	N/A	(j)	112 ^j	N/A
Total cases	N/A	7,826^l	7,856	N/A
Other proceedings:				
Other matters:				
Motions decided	--	--	15,275	--
Total other proceedings	--	--	15,275	--
Manner of disposition				
Full opinion	449			
Per curiam	18			
Memorandum	4,933			
Disposition of appeals				
Affirmances			4,924	
Reversal not including new trials			1,136	
Modifications			796	
Dismissals			340	
New trials			184	
Other			364	

Boldface headings indicate the classifications used by the NCSP.
Blank space = Not enough information is known. The case category may or may not be handled by the court.
N/A = This case type is handled by the court, but the data are unavailable.
-- = Not applicable.

^cJudge information:
In addition to the 24 permanently assigned justices, 11 justices and 8 certified retired justices were temporarily assigned to this court during 1977.

^dData are not complete:
Total cases filed do not include all **original proceedings**.

^jExplanation of data included in the category:
An unknown number of **original proceedings** are included in total filings and dispositions of **appeals**.

Source: The Administrative Board of the Judicial Conference, 23rd Annual Report 1978 (New York, New York: 1978). Statistics are from the annual report except that totals have been computed where necessary.

NEW YORK APPELLATE TERMS OF THE SUPREME COURT
Intermediate appellate court
3 terms, 9 supreme court judges serve^c
January 1, 1977 to December 31, 1977

	Beginning pending	Filed	Disposed	End pending
Cases:				
Appeals:				
Total appeals	N/A	2,430	1,858	N/A
Other cases:				
Original proceedings	---	---	---	---
Requests to appeal	---	---	---	---
Total other cases	---	---	---	---
Total cases	N/A	2,430	1,858	N/A
Other proceedings:				
Other matters:				
Motions heard or submitted	---	---	3,267	---
Total other proceedings	---	---	3,267	---
<hr/>				
<u>Manner of disposition</u>		<u>Disposition of appeals</u>		
Opinions filed	0	Application rejected:		
Per curiam	1,299	Discontinued		
Memoranda written, not filed	74	Dismissed on calendar call (civil)		
		Dismissed on calendar call (criminal)		
		Remitted		
		Total rejected		
		Decisions rendered:		
		Affirmed		
		Reversed		
		Modified		
		Dismissed, discontinued, withdrawn, remanded ..		
		Total decisions rendered		

Note: Appellate Terms of the Supreme Court hear **civil** and **criminal appeals** from the first and second departments. County Courts sitting as appellate courts for the third and fourth departments hear some equivalent **criminal appeals**; however, data regarding the volume of such cases are not available. For certain **criminal** cases New York has three intermediate appellate courts when County Courts sitting as appellate courts are counted.

Boldface headings indicate the classifications used by the NCSP.

Blank space = Not enough information is known. The case category may or may not be handled by the court.

N/A = This case type is handled by the court, but the data are unavailable.

-- = Not applicable.

^cJudge information:

During 1977, there were three appellate terms sitting with three judges in each term; hence the total of nine judges for 1977.

Source: The Administrative Board of the Judicial Conference, 23rd Annual Report 1978 (New York, New York: 1978). Statistics are from the annual report except that totals have been computed where necessary.

NEW YORK SUPREME COURT AND COUNTY COURT¹
 Court of general jurisdiction
 11 districts, 257 judges; 57 counties, 100 judges
 January 1, 1977 to December 31, 1977

	Beginning pending	Filed ^j	Disposed	End pending
Civil^d:				
Tort:				
Auto tort	X	21,736	21,911	X
Professional tort:				
Medical malpractice	X	1,681	1,205	X
Other tort	X	13,238	11,215	X
Total	X	36,655	34,331	X
Contract	X	9,500	10,181	X
Real property rights:				
Condemnation	X	165	282	X
Domestic relations:				
Marriage dissolution:				
Matrimonial	6,685 ^f	60,878	60,710	6,628 ^g
Appeal:				
Appeal of administrative agency case:				
Tax certiorari	X	5,309	4,656	X
Other civil:				
All others	X	3,524	3,632	X
Total civil	67,524^f	116,031	113,792	69,266^g
Criminal^d:				
Felony/misdemeanor:				
Indictments--New York City	9,720 ^j	16,286	17,706	8,909 ^k
Indictments--outside New York City	N/A	15,109	17,549	N/A
Total	9,720 ⁱ	31,395	35,255	8,909 ⁱ
Total criminal^k	9,720ⁱ	31,395	35,255	8,909ⁱ
Grand total	77,244ⁱ	147,426	149,047	78,175ⁱ

	Trial ^d			Civil dispositions				
	Jury	Non-jury	Total	Before trial	During trial	After trial	Total	
Civil	1,829	59,301	61,130					
Criminal:				Settled or discontinued	31,999	3,255	812	36,066
New York City	X	X	1,918	Dismissed	703	152	412	1,679
Outside New York City	X	X	1,285	Marked off calendar	7,492	--	--	7,492
Total	X	X	3,203	Default or consent judgment	561	47	20	628
Total	X	X	64,333	Transferred, consolidated, or referred to referee or arbitration	6,642	--	--	6,642
				Other	456	64	47	567
				Decision of court	--	--	59,301	59,301
				Verdict of jury	--	--	1,829	1,829

Criminal (felony/misdemeanor) dispositions^m

	New York City	Outside New York City	Total
Pleas of guilty	11,794	13,101	24,895
Trial conviction	1,366	888	2,254
Acquittal	663	401	1,064
Dismissed	3,883	3,159	7,042
Disagreements	110	56	166
Mistrials	209	79	288
Youths adjudicated as youthful offenders	1,108	2,921	4,029

Time interval (average months)

	Supreme Court	County Court
Projected time from filing of note of issue to disposition:		
Nonmatrimonial cases:		
Supreme Court	14	
County Court		10

Age of pending cases (12/31/77)

Pending over 12 months

Criminal	1,144
-----------------------	--------------

Boldface headings indicate the classifications used by the NCSP.

N/A = This case type is handled by the court, but the data are unavailable.

X = The data for this case type are known to be included in the total but were not available by category.

-- = Not applicable.

^dCase definition or unit of count:

 A civil case is counted with the filing of a petition or complaint.

 The criminal case unit of count is the number of defendants on the indictment.

 A trial is counted if tried to verdict or decision.

^fBeginning pending figure for the 1977 court year does not equal the end pending figure for the 1976 court year: Figures are as given in the annual report.

^gChange in pending does not equal the difference between filings and dispositions:

 This difference is because of adjustments made by the court.

ⁱData are not complete:

 Data for civil cases were not reported for Seneca County.

 Total criminal pending and grand total pending figures do not include felony/misdemeanor indictments outside New York City.

^jExplanation of data included in the category:

 Filed includes new actions, restorations, and transfers into these courts from other courts, plus or minus transfers within the courts. Pending data for New York City criminal cases include only felony cases.

Source: The Administrative Board of the Judicial Conference, 23rd Annual Report 1978 (New York, New York: 1978). Statistics are from the annual report except that totals have been computed where necessary.

CIVIL COURT OF THE CITY OF NEW YORK
Court of limited jurisdiction
1 court, 120 judges
January 1, 1977 to December 31, 1977

	Beginning pending	Filed	Disposed	End pending
Civil^d:				
Tort	X	43,181	43,042	X
Contract:				
Commercial	X	25,144	25,729	X
Real property rights:				
Housing part actions	311	1,548	1,323	536
Housing part (summary proceeding)	X	68,714	68,385	X
Total	X	70,262	69,708	X
Other civil:				
Nonhousing part actions (summary proceeding)	X	5,424	4,723	X
Total civil	22,589	144,011	143,202	23,839 ^e
Grand total^k	22,589	144,011	143,202	23,839 ^e

Civil:	Trial ^d			Civil dispositions			Real property		
	Jury	Non-jury	Total	Settled, discontinued, or dismissed before trial	Settled or discontinued during trial	Dismissed during trial	Tort and contract	Real property rights and other civil	Total
Tort and contract	804	1,828	2,632	47,711	1,394	93	47,711	46,451	94,162
Real property rights and other civil	31	6,758	6,789	1,394	279	8,050	2,521	2,521	3,915
Total	835	8,586	9,421	76	7,186	231	76	76	372
				8,050	76	231	16,310	16,310	8,281
				7,186	--	--	1,744	1,744	7,262
				--	--	--	--	--	16,310
				--	--	--	58	--	1,744
				--	--	--	--	--	58
				--	--	--	--	--	2
				58	--	--	58	--	2
				--	--	--	--	--	2
				119	--	--	119	28	147
				1,528	--	--	1,528	--	1,528

Boldface headings indicate the classifications used by the NCSP.
X = The data for this case type are known to be included in the total but were not available by category.
-- = Not applicable.

^dCase definition or unit of count:
A civil case is counted with the filing of a petition or complaint.
A trial is counted if tried to verdict or decision.

^eChange in pending does not equal the difference between filings and dispositions:
This is a result of adjustments made by the court.

^kAdditional information:
This court also disposed of 54,198 motions and issued 144,531 orders during the time period.

ⁿTime interval or age of pending data:
Time interval data are only for **tort**, **contract**, and housing part actions.

Source: The Administrative Board of the Judicial Conference, 23rd Annual Report 1978 (New York, New York: 1978). Statistics are from the annual report except that totals have been computed where necessary.

CRIMINAL COURT OF THE CITY OF NEW YORK
Court of limited jurisdiction
1 court, 98 judges
January 1, 1977 to December 31, 1977

	Beginning pending	Filed	Disposed	End pending
Criminal^d:				
Misdemeanor	X	101,081	X	X
Ordinance violation:				
Violations	X	34,545	X	X
Non-traffic summons ^j	N/A	441,655	N/A	N/A
Total	N/A	476,200	N/A	N/A
Preliminary hearing:				
Felony	X	90,560	X	X
Other criminal	X	9,575	X	X
Total criminal	9,730 ^{fh}	677,416	231,500 ⁱ	13,991 ⁱ
Traffic:				
Other traffic violation:				
Traffic summons	N/A	63,548	N/A	N/A
Total traffic	N/A	63,548	N/A	N/A
Grand total	9,730 ^{fh}	740,964	231,500 ⁱ	13,991 ⁱ

Trial^d
Criminal^m 827

Criminal dispositions^m

Pleas of guilty	112,218
Trial conviction	384
Acquittal	534
Referrals to grand jury	17,146
Dismissals	89,718
Other	11,500

Boldface headings indicate the classifications used by the NCSP.

N/A = This case type is handled by the court, but the data are unavailable.

X = The data for this case type are known to be included in the total but were not available by category.

^dCase definition or unit of count:

The criminal case unit of count is the number of defendants on the indictment or complaint.

A trial is counted if tried to verdict or decision.

^fBeginning pending figure for the 1977 court year does not equal the end pending figure for the 1976 court year:

Figures are as given in the annual report.

^hFigure was computed:

Beginning pending figure was computed from filed, disposed, and end pending figures.

ⁱData are not complete:

Total criminal pending and disposition figures do not include non-traffic summons cases.

Grand total pending and disposed figures do not include criminal non-traffic summons cases or traffic cases.

^jExplanation of data included in the category:

Non-traffic summons includes all "nonarrest cases and arrest cases of peddling" where a desk appearance ticket was issued.

^mInformation on type of disposition or trial data:

Data for criminal trial and disposition charts include only misdemeanor and ordinance violation cases.

Source: The Administrative Board of the Judicial Conference, 23rd Annual Report 1978 (New York, New York: 1978). Statistics are from the annual report except that totals have been computed where necessary.

NEW YORK COURT OF CLAIMS
Court of limited jurisdiction
1 court, 17^c judges
January 1, 1977 to December 31, 1977

	Beginning pending	Filed	Disposed	End pending
Civil^d:				
Appeal:				
Appeal of administrative agency case	3,732	1,245	815	4,162
Total civil	3,732	1,245	815	4,162
Grand total ^k	3,732	1,245	815	4,162
Civil dispositions				
Awards	215			
Dismissed	600			

Boldface headings indicate the classifications used by the NCSP.

^cJudge information:

In addition to the 17 Court of Claims judges, 33 judges were appointed pursuant to Chapter 603, Laws of 1973, Emergency Dangerous Drug Control Program.

^dCase definition or unit of count:

A civil case is counted with the filing of a petition or complaint.

^kAdditional information:

The court also decided 1,129 motions during the time period.

Source: The Administrative Board of the Judicial Conference, 23rd Annual Report 1978 (New York, New York: 1978). Statistics are from the annual report except that totals have been computed where necessary.

NEW YORK SURROGATES' COURT
Court of limited jurisdiction
62 courts; 35 surrogates and 36 county judges serve
January 1, 1977 to December 31, 1977

	Beginning pending	Filed	Disposed	End pending
Civil^d:				
Domestic relations:				
Adoption	N/A	N/A	3,382	N/A
Estate:				
Probate/wills/intestate:				
Probate of wills	N/A	40,633	39,617	N/A
Administration proceedings	N/A	N/A	21,051	N/A
Accounting proceedings	N/A	10,973	7,336	N/A
Total	N/A	51,606 ⁱ	68,004	N/A
Guardianship/conservatorship/trusteeship:				
Guardianship proceedings	N/A	N/A	5,714	N/A
Other estate:				
Other proceedings	N/A	N/A	3,471	N/A
Total	N/A	51,606 ⁱ	77,189	N/A
Total civil	N/A	51,606 ⁱ	80,571	N/A
Grand total	N/A	51,606 ⁱ	80,571	N/A

Trial^d

Civil:

Probate/wills/intestate:	
Probate of wills	75
Guardianship/conservatorship/trusteeship/	39
Other estate	2,151
Total	2,265

Boldface headings indicate the classifications used by the NCSP.

N/A = This case type is handled by the court, but the data are unavailable.

^dCase definition or unit of count:

A civil case is counted with the filing of a petition or complaint.

A trial is counted if tried to verdict or decision.

ⁱData are not complete:

Total **civil** filed and grand total filed include only probate of wills and accounting proceedings. Dispositions contain data for all categories.

Source: The Administrative Board of the Judicial Conference, 23rd Annual Report 1978 (New York, New York: 1978). Statistics are from the annual report except that totals have been computed where necessary.

NEW YORK FAMILY COURT
Court of limited jurisdiction
58 courts; 104 judges and 35 county judges serve
January 1, 1977 to December 31, 1977

	Beginning pending	Filed	Disposed	End pending [§]
Civil^d:				
Domestic relations:				
Support/custody:				
Custody of minors	911fh	9,326	8,656	1,581
Support (non-ADC and ADC)	14,711fh	44,649	53,312	6,048
Uniform support of dependent's law	3,160fh	24,548	24,997	2,711
Total	18,782fh	78,523	86,965	10,340
Adoption	611fh	4,128	3,748	991
Other domestic relations:				
Supreme Court referral	212fh	1,668	1,577	303
Foster care review	1,070fh	5,413	5,418	1,065
Approval of foster care placement	484fh	7,597	6,829	1,252
Physically handicapped	0fh	3,853	3,226	265 [§]
Family offense	2,906fh	24,952	26,074	1,784
Paternity (non-ADC and ADC)	5,131fh	29,163	28,462	5,832
Other proceedings	80fh	3,523	3,326	277
Supplementary	11,844fh	97,363	97,787	11,420
Other inflow ^k	---	629	---	---
Total	21,727fh	174,161	172,699	22,198 [§]
Total	41,120fh	256,812	263,412	33,529 [§]
Estate:				
Guardianship/conservatorship/trusteeship:				
Guardianship	379fh	1,071	1,105	345
Mental health:				
Mental defective	15fh	2	17	0
Total civil	41,514fh	257,885	264,534	33,874 [§]
Juvenile:				
Criminal-type offense:				
Juvenile delinquency	11,702fh	25,959	31,259	6,402
Status offense:				
Person in need of supervision	5,108fh	12,265	15,197	2,176 [§]
Non-offense:				
Permanent neglect	580fh	885	857	608
Child protective--neglect	6,083fh	6,745	10,140	2,688
Child protective--abuse	0fh	1,205	573	459 [§]
Total	6,663fh	8,835	11,570	3,758 [§]
Other juvenile:				
Consent to marry	0fh	381	320	108
Total juvenile	23,473fh	47,440	58,346	12,343 [§]
Grand total	64,987fh	305,325	322,880	46,217 [§]

Civil dispositions

	Withdrawn or dismissed
Domestic relations:	
Support/custody	31,360
Adoption	112
Other domestic relations	43,964
Total	75,436
Estate:	
Guardianship/conservatorship/trusteeship ..	167
Mental health	6
Total	75,609

	Time interval (days) ^k									
	0-7 days	8-14 days	15-21 days	22-30 days	31-90 days	91-180 days	181-365 days	366-730 days	Over 730 days	
Juvenile child protective proceedings involving child abuse:										
Filing of petition to initial fact-finding hearing:										
Boys	84	19	16	15	75	69	25	4	0	
Girls	139	33	24	24	112	62	38	7	4	
Initial fact-finding hearing to dispositional hearing:										
Boys	69	5	6	12	96	62	43	10	4	
Girls	99	17	12	19	108	94	72	16	6	

(continued on next page)

Boldface headings indicate the classifications used by the NCSP.

^dCase definition or unit of count:

A civil case is counted with the filing of a petition or complaint.

^fBeginning pending figure for the 1977 court year does not equal the end pending figure for the 1976 court year.

^gChange in pending does not equal the difference between filings and dispositions:

Figures are as given in the annual report.

^hFigure was computed:

Beginning pending figure was computed from filing, disposed, and end pending data.

^jExplanation of data included in the category:

The end pending figures include only petitions actively pending at the end of the period.

^kAdditional information:

"Other inflow" category represents unclassified filings from seven counties using an experimental reporting system. There were cases involving 72 boys and 111 girls in which no initial fact-finding hearing was held.

Source: The Administrative Board of the Judicial Conference, 23rd Annual Report 1978 (New York, New York: 1978). Statistics are from the annual report except that totals have been computed where necessary.

NEW YORK DISTRICT COURT AND CITY COURT¹
 Court of limited jurisdiction
 2 counties: 2 courts, 49 judges; 61 cities: 79 courts, 151 judges
 January 1, 1977 to December 31, 1977

	Beginning pending	Filed	Disposed	End pending
Civil^d:				
Law:				
Civil	N/A	113,361 ^f	111,922 ^f	N/A
Total civil ¹	N/A	113,361 ^f	111,922 ^f	N/A
Criminal^d:				
Misdemeanor	N/A	N/A	45,467 ^f	N/A
Ordinance violation	N/A	N/A	20,008 ^f	N/A
Preliminary hearing:				
Felonies	N/A	N/A	12,969 ^f	N/A
Other criminal:				
Quasi-criminal offenses	N/A	N/A	23,143 ^f	N/A
Total criminal	N/A	N/A	101,587 ^f	N/A
Traffic:				
Other traffic violation:				
All motor vehicle offenses	N/A	N/A	971,764 ^f	N/A
Total traffic	N/A	N/A	971,764 ^f	N/A
Grand total	N/A	113,361^f	1,185,273^f	N/A

Trial ^f		Criminal dispositions ¹				Traffic dispositions ¹	
		Misdemeanor	Ordinance violation	Preliminary hearing	Total		
Criminal:							
Misdemeanor	793						
Ordinance violation ...	434						
Total	1,227						
Traffic	17,854						
Total	19,081						
		Plea	19,367	14,095	--		Plea
		Dismissal ..	25,307	5,479	7,484		Dismissal
		Waiver ...	--	--	2,617		Dismissal
		Hearing ..	--	--	2,868		Dismissal
					2,868		Dismissal

Boldface headings indicate the classifications used by the NCSP.

N/A = This case type is handled by the court, but the data are unavailable.

-- = Not applicable.

^dCase definition or unit of count:

A civil case is counted with the filing of a petition or complaint.

The criminal case unit of count is the number of defendants on the indictment or complaint.

A trial is counted if tried to decision or verdict.

¹Data are not complete:

No criminal or traffic data were received from New Rochelle, Olean, and Saratoga Springs. Incomplete criminal and traffic data were received from Auburn, Corning, Cortland, Elmira, Glen Falls, Hudson, Salamanca, Schenectady, Watertown, and Yonkers.

No civil data were received from Olean, Oneida, and Saratoga Springs. Incomplete civil data were received from Auburn, Corning, Cortland, Elmira, Glen Falls, Salamanca, Watertown, and Yonkers.

Grand total filed figures include only civil cases. Disposed figures include civil, criminal, and traffic cases.

Source: The Administrative Board of the Judicial Conference, 23rd Annual Report 1978 (New York, New York: 1978). Statistics are from the annual report except that totals have been computed where necessary.

NEW YORK TOWN AND VILLAGE COURT
 Court of limited jurisdiction
 2,231 courts, 2,230 justices of the peace
 January 1, 1977 to December 31, 1977

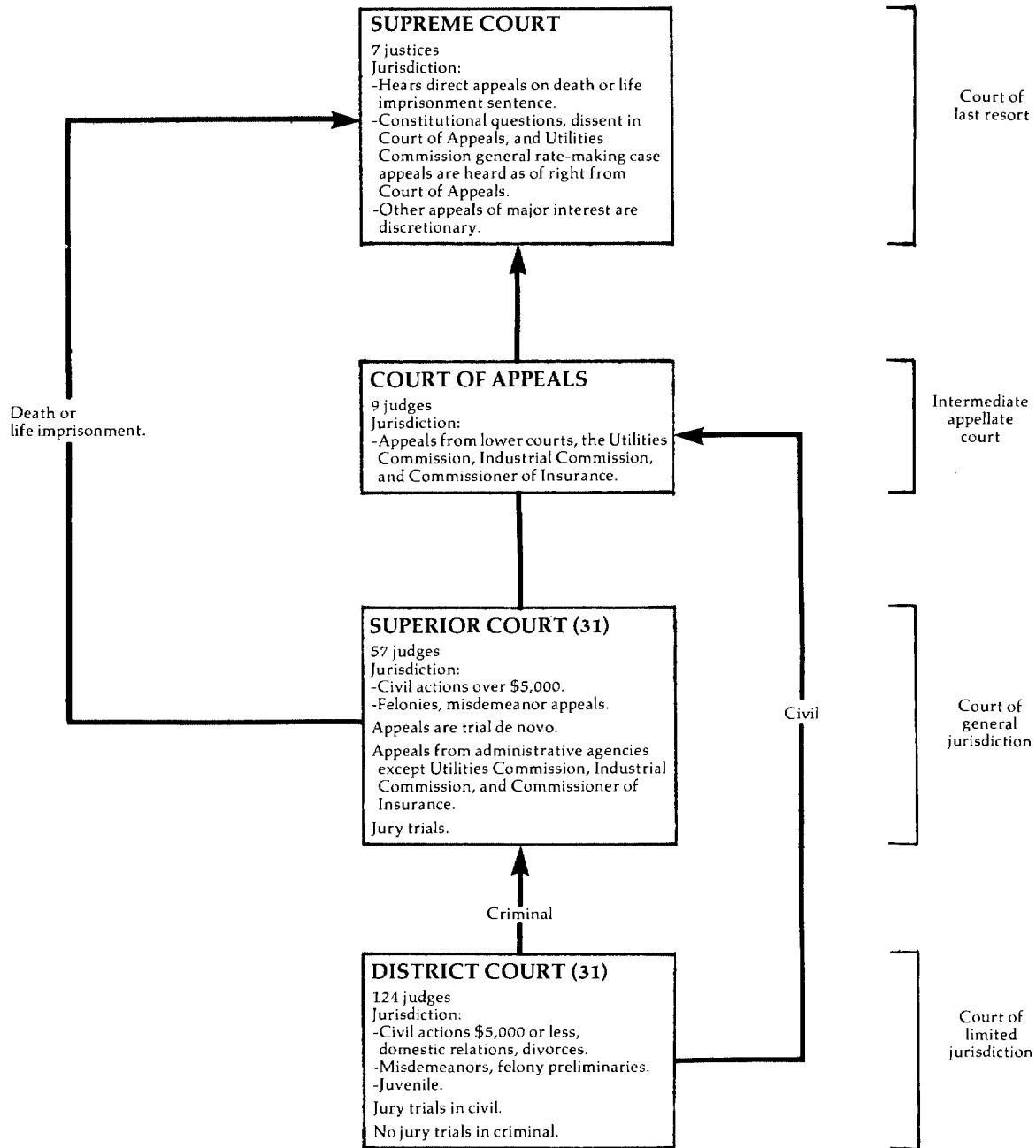
	Beginning pending	Filed	Disposed	End pending
Civil^d:				
Law:				
Private litigants and penalty actions	N/A	N/A	61,192	N/A
Total civil	N/A	N/A	61,192	N/A
Criminal^d:				
Misdemeanor:				
Penal law and indictable offenses	N/A	N/A	94,528	N/A
Other criminal	N/A	N/A	14,187	N/A
Total criminal	N/A	N/A	108,715	N/A
Traffic:				
Other traffic violation:				
Vehicle and traffic	N/A	N/A	755,272	N/A
Town and village ordinances and vehicle and traffic law Title VII	N/A	N/A	1,041,941	N/A
Total	N/A	N/A	1,797,213	N/A
Total traffic	N/A	N/A	1,797,213	N/A
Grand total	N/A	N/A	1,967,120	N/A

Boldface headings indicate the classifications used by the NCSP.
 N/A = This case type is handled by the court, but the data are unavailable.

^dCase definition or unit of count:
 A civil case is counted with the filing of a petition or complaint.
 The criminal case unit of count is the number of defendants on the indictment or complaint.

Source: Unpublished data supplied during the verification process by the state court administrative office.

NORTH CAROLINA COURT SYSTEM, 1977



↑ Indicates route of appeal.

NORTH CAROLINA SUPREME COURT
Court of last resort
7 Justices
February 4, 1977 to February 2, 1978

	Beginning pending	Filed	Disposed	End pending
Cases:				
Appeals:				
Civil:				
Dissent in Court of Appeals	X	X	X	X
Substantial constitutional question	X	X	X	X
Petition for discretionary review of decision of Court of Appeals, allowed	X	(X) ^e	X	X
Petition for discretionary review prior to determination by Court of Appeals, allowed	X	(1) ^e	X	X
Petition for writ of certiorari, allowed	X	(1) ^e	X	X
Total	X	X (X) ^e	X	X
Criminal:				
Life sentence	X	66	X	X
Death sentence	X	29	X	X
Dissent in Court of Appeals	X	X	X	X
Substantial constitutional question	X	X	X	X
Petition for discretionary review of decision of Court of Appeals, allowed	X	(X) ^e	X	X
Petition for writ of certiorari, allowed	X	(3) ^e	X	X
Total	X	X (X) ^e	X	X
Total appeals	X	128 (44) ^e	X	X
Other cases:				
Original proceedings:				
Disciplinary:				
Board of law examiners	X	1	X	X
Judicial standards commission	X	4	X	X
Total	X	5	X	X
Advisory opinion:				
On mandate from U.S. Supreme Court	X	(6) ^e	X	X
Total	X	5 (6) ^e	X	X
Requests to appeal:				
Civil:				
Discretionary review to review Court of Appeals	N/A	X	X (X) ^e	N/A
Discretionary review prior to decision by Court of Appeals	N/A	X	X (X) ^e	N/A
Petition for writ of certiorari	N/A	X	X (X) ^e	N/A
Total	N/A	X	X (X) ^e	N/A
Criminal:				
Discretionary review to review Court of Appeals	N/A	X	X (X) ^e	N/A
Discretionary review prior to decision by Court of Appeals	N/A	X	X (X) ^e	N/A
Petition for writ of certiorari	N/A	X	X (X) ^e	N/A
Total	N/A	X	X (X) ^e	N/A
Other:				
On mandate from U.S. Supreme Court	N/A	X	(3) ^e	N/A
Total	N/A	332	280 (52) ^e	N/A
Total other cases	N/A	337 (6) ^e	X (52) ^e	N/A
Total cases	42 ¹	465 (50) ^e	458 (52) ^e	468 ¹
Other proceedings:				
Other matters:				
Other motions and petitions acted on--petitions docket	N/A	N/A	168	N/A
Other motions and petitions acted on--appeals docket	N/A	N/A	141	N/A
Total other proceedings	N/A	N/A	309	N/A

Manner of disposition	Disposition of appeals
Opinions rendered	Civil Criminal Total
161	
Cases dismissed or withdrawn	Affirmed
17	18 54 72
	Modified or reversed.....
	40 38 78

Boldface headings indicate the classifications used by the NCSP.

N/A = This case type is handled by the court, but the data are unavailable.

X = The data for this case type are known to be included in the total but were not available by category.

^eCases not included in the total to avoid double counting:

Petitions for discretionary review granted are not counted as disposed until the appeal is disposed; a filing is not counted for the appeal. These granted petitions are the numbers appearing in parentheses. The number of granted petitions appearing in the filed column will usually differ from the number appearing in the disposed column because petitions allowed during one term may not be docketed as appeals until the following term.

²Change in pending does not equal the difference between filings and dispositions:

Pending data does not balance since they are incomplete. Figures are as given in the unpublished data.

¹Data are not complete:

Pending data for total cases do not include requests to appeal.

Source: Clerk of the Supreme Court, Supreme Court Caseload Statistics, Spring Term 1977; Fall Term 1977 (Raleigh, North Carolina) (unpublished). Statistics are from the unpublished data except that totals have been computed where necessary.

NORTH CAROLINA COURT OF APPEALS
Intermediate appellate court
9 judges
January 1, 1977 to December 31, 1977

	Beginning pending	Filed	Disposed	End Pending
Cases:				
Appeals:				
Civil and appeal of administrative agency case	N/A	X	301 ^j	N/A
Criminal	N/A	X	484	N/A
Unspecified	N/A	X	61	N/A
Total appeals	N/A	1,078	846	N/A
Other cases:				
Original proceedings				
Requests to appeal				
Total other cases				
Total cases	N/A	1,078	846	N/A
Other proceedings:				
Other matters:				
Motions and petitions	0	1,169	1,169	0
Total other proceedings	0	1,169	1,169	0

Manner of disposition

	Appeals		
	Civil and agency	Criminal	Total
Written opinion	301	484	785 ^m
Withdrawal, dismissal, or transfer	X	X	59
Consolidated	X	X	2

Boldface headings indicate the classifications used by the NCSP.

Blank space = Not enough information is known. The case category may or may not be handled by the court.

N/A = This case type is handled by the court, but the data are unavailable.

X = The data for this case type are known to be included in the total but were not available by category.

^jExplanation of data included in the category:

Civil appeals disposed figure includes appeals from the Insurance Commissioner, the Industrial Commission, and the Utilities Commission, as well as civil appeals.

^mInformation on disposition type or trial data:

The 785 opinions disposed of 787 cases.

Source: Administrative Office of the Courts, *North Carolina Courts, 1977* (Raleigh, North Carolina: 1977). Statistics are from the annual report and unpublished data provided by the clerk of the court except that totals have been computed where necessary.

NORTH CAROLINA SUPERIOR COURT
 Court of general jurisdiction
 31 districts, 57 judges
 January 1, 1977 to December 31, 1977

	Beginning pending	Filed	Disposed	End pending
Civil^d:				
Law:				
Civil	14,652	10,401	9,447	14,660 ^{e1}
Estate ^a	43,630	31,742	29,222	46,150
Other civil:				
Special proceedings ^{a1}	<u>20,337</u>	<u>27,156</u>	<u>26,888</u>	<u>20,601</u>
Total civil	78,619	69,299	65,557	81,411 ^{e1}
Criminal^d:				
Felony	10,608	29,584	28,819	X
Appeal:				
Misdemeanor trial de novo	<u>7,823</u>	<u>21,680</u>	<u>21,168</u>	<u>X</u>
Total criminal	18,431	51,264	49,987	18,448 ^{e1}
Grand total	97,050	120,563	115,544	99,859 ^{e1}

	Trial ^d		
	Jury	Non-jury	Total
Civil	531	3,343	3,874
Criminal:			
Felony	2,484	N/A	N/A
Appeal	1,848	N/A	N/A
Total	4,332	N/A	N/A
Grand total ...	4,863	N/A	N/A

	Criminal dispositions		
	Felony	Appeal	Total
Pleas	15,127	9,904	25,031

	Age of pending cases		
	Civil	Felony	Appeal
Under 30 days	749	2,298	1,431
30 to 60 days	(n)	1,688	1,431
61 to 90 days	(n)	1,435	1,023
30 to 90 days	1,526	3,123	2,454
91 to 180 days	1,972	2,013	1,709
181 days to 1 year	3,342	2,145	1,582
1+ to 2 years	4,192	1,217	856
Over 2 years	3,825	577	303

	Time from filing to disposition			
	Civil	Felony	Appeal	Total
Number of cases disposed in:				
Under 30 days	576	5,554	4,372	10,502
30 to 60 days	(n)	6,531	4,750	(n)
61 to 90 days	(n)	4,238	3,016	(n)
30 to 90 days	1,344	10,769	7,766	19,879
91 to 180 days	1,082	6,292	4,720	12,094
181 days to 1 year	1,875	3,708	2,903	8,486
1+ to 2 years	2,617	1,750	1,014	5,381
Over 2 years	1,953	746	393	3,092

Boldface headings indicate the classifications used by the NCSP.

N/A = This case type is handled by the court, but the data are unavailable.

X = The data for this case type are known to be included in the total but were not available by category.

^aCourt jurisdiction:

Estate and special proceedings cases were disposed by the clerks of the Superior Court.

^dCase definition or unit of count:

A civil case is counted with the filing of a petition or complaint.

The criminal case unit of count is not consistent statewide. Cases are counted according to what the courts have in fact treated as cases.

A jury trial is counted when the jury is sworn.

A non-jury trial is counted at the point when an opening statement or the introduction of any evidence occurs.

^eChange in pending does not equal the difference between filings and dispositions:

End pending figures are as revised by the administrative office of the courts during data verification.

^jExplanation of data included in the category:

Special proceedings include such matters as petitions in foreclosure, involuntary commitments to mental hospitals, adoptions, condemnations of real property for public purposes, and incompetency of persons to manage their personal financial affairs.

^lSpecial source or revision in data:

End pending figures were revised by the administrative office of the courts during data verification.

^mInformation time interval or age of pending data:

Civil data for 30 to 60 days and 61 to 90 days are included in the total figure listed as 30 to 90 days.

Source: Administrative Office of the Courts, North Carolina Courts, 1977 (Raleigh, North Carolina: 1977). Statistics are from the annual report except that totals have been computed where necessary, and revisions were made during data verification by the administrative office of the courts.

NORTH CAROLINA DISTRICT COURT
Court of limited jurisdiction
31 districts, 124 judges
January 1, 1977 to December 31, 1977

	Beginning pending	Filed	Disposed	End pending
Civil:				
Law:				
General civil	31,479	37,220	35,906	X
Small claims	15,341	160,439	153,721	X
Domestic relations	17,831	46,996	43,138	X
Total civil	64,651	244,655	232,765	72,358 ¹
Criminal:				
Other criminal:				
Nonmotor vehicle	40,410	361,492	347,039	X
Total criminal	40,410	361,492	347,039	X
Traffic:				
Total traffic	72,698	721,048	696,421	X
Juvenile:				
Criminal-type offense:				
Capital	N/A	25	X	N/A
Other felony	N/A	3,789	X	N/A
Misdemeanor	N/A	6,726	X	N/A
Probation violation	N/A	2,565	X	N/A
Total	N/A	13,105	12,796	N/A
Status offense:				
Truancy	N/A	1,372	X	N/A
Other undisciplined	N/A	3,195	X	N/A
Total	N/A	4,567	4,943	N/A
Non-offense:				
Dependent	N/A	2,375	2,389	N/A
Neglected	N/A	2,575	3,180	N/A
Total	N/A	4,950	5,569	N/A
Total juvenile	N/A	22,622	23,308	N/A
Grand total	177,759¹	1,349,817	1,299,533	228,729¹

Trial

	Jury	Non-jury	By magistrate	Total
Civil:				
Law	346	11,401	--	11,747
Small claims	20	962	145,337	146,319
Domestic relations ..	57	37,275	--	37,332
Total	423	49,638	145,337	195,398

Criminal dispositions

Plea	138,219
Preliminary hearing	19,602
Waiver	36,024
Other	117,203

Time from filing to disposition

	Civil	Criminal	Traffic	Total
Number of cases disposed in:				
Under 30 days	134,878	230,364	466,473	831,715
30 to 60 days	44,000	65,053	141,480	250,533
61 to 90 days	12,251	21,412	34,347	68,010
91 to 180 days	15,819	19,149	35,834	70,802
181 days to 1 year ...	9,565	5,682	9,989	25,236
1 to 2 years	7,164	1,964	4,199	13,327
2 to 3 years	3,746	1,368	2,085	7,199
3 to 4 years	2,600	920	1,393	4,913
4 to 5 years	893	351	286	1,530
More than 5 years	1,849	776	335	2,960

Traffic dispositions

Plea	151,842
Preliminary hearing	1,597
Waiver	414,721
Other	92,649

Juvenile dispositions

	Retained	Dismissed	Total
Criminal-type offense ..	9,284	3,512	12,796
Status offense	3,441	1,502	4,943
Non-offense:			
Dependent	1,783	606	2,389
Neglected	2,405	775	3,180
Total	4,188	1,381	5,569
Total	16,913	6,395	23,308

Age of pending cases (days)

	<u>Small claims</u>				<u>Domestic relations</u>		<u>Other criminal</u>	<u>Traffic</u>
	<u>Civil pending before</u>		<u>Civil appealed from</u>	<u>Other domestic relations</u>				
	<u>Law</u>	<u>magistrate</u>	<u>magistrate</u>	<u>Child support</u>	<u>relations</u>			
Under 30 days	2,333	6,835	124	235	1,841	16,342	40,079	
30 to 60 days	2,404	2,315	152	267	2,157	9,138	16,815	
61 to 90 days	2,127	1,527	114	266	1,352	4,644	8,733	
91 to 180 days	4,431	2,866	218	676	2,826	8,545	13,727	
181 days to 1 year	6,560	2,883	506	893	3,485	8,604	9,927	
1+ to 2 years	7,946	1,703	564	587	3,338	4,725	3,596	
Over 2 years	6,992	1,987	265	1	3,765	2,865	4,448	

(continued on next page)

Boldface headings indicate the classifications used by the NCSP.

N/A - This case type is handled by the court, but the data are unavailable.

X - The data for this case type are known to be included in the total but were not available by category.

-- - Not applicable.

Case definition or unit of count:

A civil case is counted with the filing of a petition or complaint.

The criminal case unit of count is not consistent statewide. Cases are counted according to what the courts have in fact treated as cases.

A juvenile filing is an allegation contained in a juvenile petition. Juvenile dispositions are the number of adjudicatory hearings on juvenile petitions.

A jury trial is counted when the jury is sworn.

A non-jury trial is counted at the point when an opening statement or the introduction of any evidence occurs.

Change in pending figures does not equal the difference between filings and dispositions:

The end pending data are as revised by the administrative office of the courts during data verification.

Data are not complete:

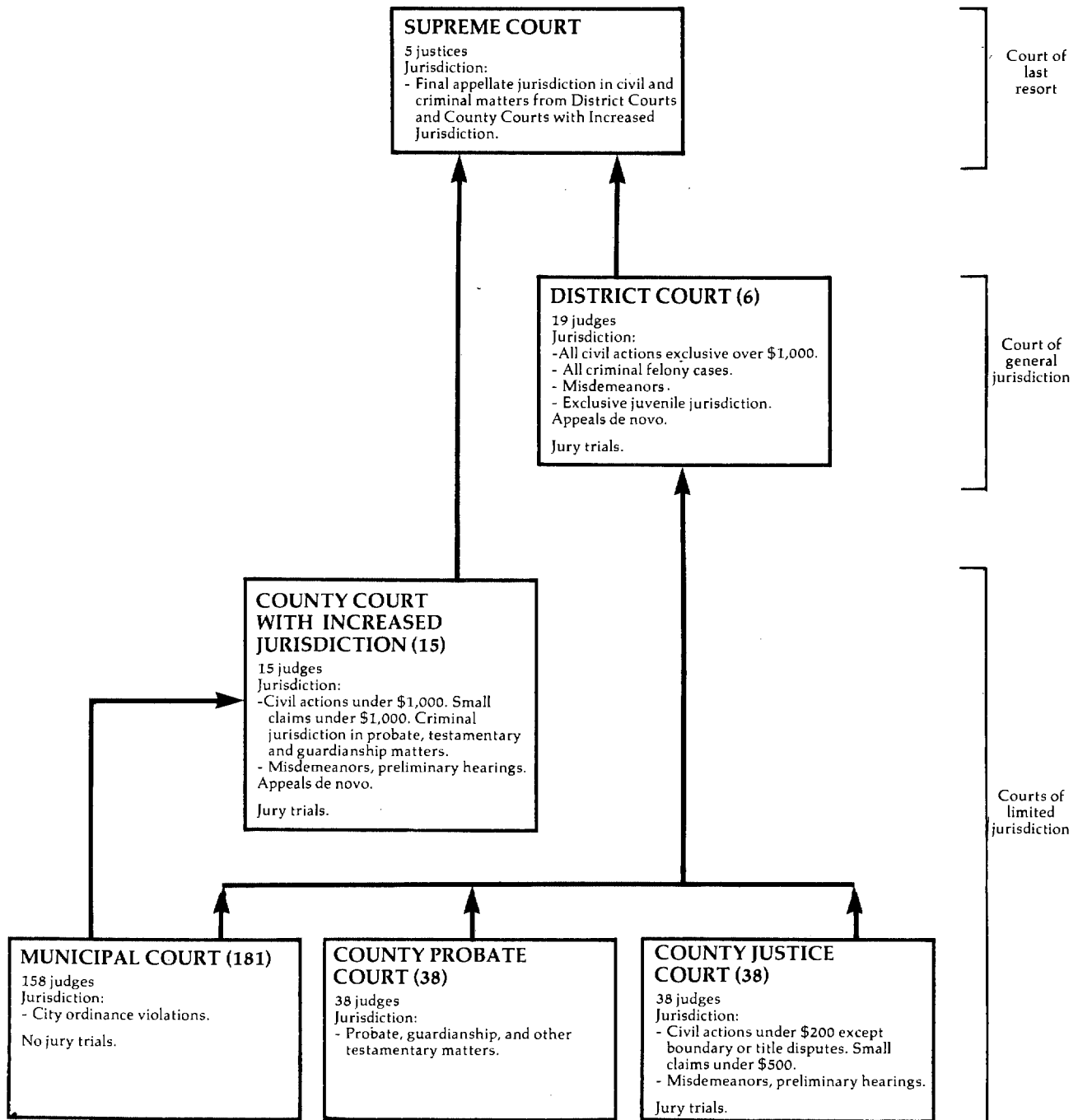
Grand total pending figures do not include **juvenile** cases. Grand total filed and disposed include all categories.

Special source or revision in the data:

End pending data were revised by the administrative office of the courts during data verification.

Source: Administrative Office of the Courts, North Carolina Courts, 1977 (Raleigh, North Carolina: 1977). Statistics are from the annual report except that totals have been computed where necessary, and revisions were made by the administrative office of the courts during the process of data verification.

NORTH DAKOTA COURT SYSTEM, 1977



↑ Indicates route of appeal.

NORTH DAKOTA SUPREME COURT
Court of last resort
5 Justices
January 1, 1977 to December 31, 1977

	Beginning pending	Filed ^d	Disposed	End pending
Cases:				
Appeals:				
Civil	8	123	121	10
Criminal	0	43	38	5
Total appeals	8	166	159	15
Other cases:				
Original proceedings:				
Original jurisdiction:				
Habeas corpus, mandamus, prohibition	0	10	10	0
Disciplinary matter:				
Attorney disciplinary	0	4	4	0
Advisory opinion:				
Certified questions	0	2	2	0
Total	0	16	16	0
Requests to appeal:				
Certiorari	0	4	4	0
Total other cases	0	20	20	0
Total cases	8	186	179	15
Other proceedings:				
Rehearing requests.....	7	25	24	8
Total other proceedings.....	7	25	24	8

Manner of disposition^m		Disposition of appeals			
Written opinion	143 ^m				
Per curiam	0				
By order	36				
		Civil	Criminal	Total	
		Affirmed	57	17	74
		Reversed	23	6	29
		Modified	2	1	3
		Dismissed	23	11	34
		Affirmed in part, reversed in part, modified in part ..	8	1	9

Age of pending cases			
Submitted cases:	Appeals		
	Civil	Criminal	Total
Under 6 months	10	5	15
6+ to 12 months	0	0	0
12+ to 18 months	0	0	0
Over 18 months	0	0	0

Boldface headings indicate the classifications used by the NCSP.

^dCase definition or unit of count:

A filing in North Dakota is not reported (for statistical purposes) until the case has been argued before the court; therefore, figures reported are lower than actual court workload.

^mInformation on disposition type or trial data:

Supreme Court opinions in North Dakota are regarded as issued when the opinion is signed and filed with the clerk. In addition to the 143 majority opinions, there were 10 special concurring and 24 dissenting opinions.

Source: North Dakota Judicial Council, Annual Report, 1977 (Bismarck, North Dakota). Statistics are from the annual report except that totals have been computed where necessary.

NORTH DAKOTA DISTRICT COURT
 Court of general jurisdiction
 6 districts, 19 judges
 January 1, 1977 to December 31, 1977

	Beginning pending	Filed	Disposed	End pending
Civil:				
Law:				
Collection action	X	2,710	2,426	X
Tort:				
Other tort:				
Damages	X	773	672	X
Real property rights:				
Real estate matter	X	548	484	X
Domestic relations:				
Marriage dissolution:				
Divorce	X	2,600	2,393	X
Support/custody:				
Reciprocal support	X	1,019	685	X
Adoption	X	501	485	X
Other domestic relations:				
Termination of parental rights	X	175	171	X
Total	X	4,295	3,734	X
Estate:				
Guardianship/conservatorship/trusteeship:				
Trusts	X	41	17	X
Appeal:				
Appeal of administrative agency case:				
Appeal administrative hearing	X	52	71	X
Appeal of trial court case:				
Appeal other	X	43	46	X
Total	X	95	117	X
Extraordinary writ:				
Special remedy	X	129	72	X
Other civil	X	415 ^k	377 ^k	X
Total civil	3,752 ^l	9,006	7,899	4,779 ¹
Criminal:				
Felony:				
Felony A	X	19	18	X
Felony B	X	148	167	X
Felony C	X	734	680	X
Total	X	901	865	X
Misdemeanor:				
Misdemeanor A	X	18	25	X
Misdemeanor B	X	15	14	X
Total	X	33	39	X
Appeal	X	100	94	X
Extraordinary writ:				
Special remedy	X	12	13	X
Other criminal	X	37	45	X
Total criminal	X	1,083	1,056	X
Traffic:				
Other traffic violation:				
Infractions	X	2	4	X
Total traffic	X	2	4	X
Juvenile:				
Criminal-type offense:				
Delinquency	X	542	513	X
Status offense:				
Unruly	X	237	210	X
Non-offense:				
Deprived child	X	159	134	X
Other juvenile:				
Other juvenile	X	28	26	X
Special proceedings	X	8	5	X
Total	X	36	31	X
Total juvenile	X	974	888	X
Grand total	4,173 ^f	11,065	9,847	5,391

<u>Trial^d</u>			<u>Criminal and traffic dispositions</u>		<u>Age of pending cases</u>	
	Jury	Non-jury	Total			Cases
Criminal and traffic ..	49	221	270	Jury trial:	Civil over 18 months	1,117
				Conviction	Criminal and traffic over 120 days ..	166
				Acquittal	Juvenile over 120 days	123
				Non-jury trial:		
				Conviction		
				Acquittal		
				Guilty plea		
				Dismissal		
				Post Conviction Remedy		
				Change of venue		

(continued on next page)

Boldface headings indicate the classifications used by the NCSP.
 X = The data for this case type are known to be included in the total but were not available by category.

- ^dCase definition or unit of count:
 A civil case is counted at the filing of a petition or complaint.
 The criminal case unit of count is the case number assigned to the information or indictment.
 The juvenile case unit of count is the number of proceedings.
 A jury trial is counted if tried to verdict.
 A non-jury trial is counted when contested.
- ^fBeginning pending figure for the 1977 court year does not equal the end pending figure for the 1976 court year:
 Figure is as given in the annual report.
- ^gChange in pending does not equal the difference between filings and dispositions:
 Figures are as given in the annual report.
- ⁱData are not complete:
 Total civil pending figures do not include termination of parental rights cases. These cases are included in the grand total data.
- ^kAdditional information:
 Included under other civil are 33 foreign judgment cases filed and 28 disposed.

Source: North Dakota Judicial Council, Annual Report, 1977 (Bismarck, North Dakota). Statistics are from the annual report except that totals have been computed where necessary.

NORTH DAKOTA COUNTY COURT WITH INCREASED JURISDICTION
 Court of limited jurisdiction
 15 counties, 15 judges
 January 1, 1977 to December 31, 1977

	Beginning pending	Filed	Disposed	End pending
Civil^d:				
Law:				
Civil	N/A	2,929	2,808	N/A
Small claims	N/A	3,270	3,094	N/A
Estate:				
Probate/wills/intestate:				
Probate	N/A	1,610	842	N/A
Guardianship/conservatorship/trusteeship:				
Guardianship/conservatorship	N/A	218	191	N/A
Total	N/A	1,828	1,033	N/A
Mental health:				
Mental health hearings held	N/A	N/A	486	N/A
Emergency commitment	N/A	N/A	248	N/A
Total	N/A	N/A	734	N/A
Total civil	N/A	8,027 ⁱ	7,669	N/A
Criminal^d:				
Misdemeanor	N/A	11,030	8,538	N/A
Preliminary hearing:				
Felony	N/A	1,031	838	N/A
Total criminal	N/A	12,061	9,376	N/A
Traffic:				
Other traffic violation:				
Noncriminal traffic	N/A	N/A	42,032	N/A
Total traffic	N/A	N/A	42,032	N/A
Grand total	N/A	20,088 ⁱ	59,077	N/A

Traffic dispositions

	<u>Other traffic violation</u>
Convictions	41,390
Acquittals	305
Dismissals	337

Boldface headings indicate the classifications used by the NCSP.
 N/A = This case type is handled by the court, but the data are unavailable.

- ^dCase definition or unit of count:
 A civil case is counted with the filing of a petition or complaint.
 The criminal case unit of count is the case number assigned to the information, indictment, or complaint.
- ⁱData are not complete:
 Total civil filed figures do not include mental health cases.
 Grand total filed does not include mental health or traffic cases.

Source: North Dakota Judicial Council, Annual Report, 1977 (Bismarck, North Dakota). Statistics are from the annual report except that totals have been computed where necessary.

NORTH DAKOTA MUNICIPAL COURT
Court of limited jurisdiction
181 municipalities, 158 judges
January 1, 1977 to December 31, 1977

	Beginning pending	Filed	Disposed	End pending
Traffic:				
Other traffic violation:				
Criminal traffic	N/A	N/A	3,484	N/A
Noncriminal traffic	N/A	N/A	37,530	N/A
Total	<u>N/A</u>	<u>N/A</u>	<u>41,014</u>	<u>N/A</u>
Total traffic	N/A	N/A	41,014	N/A
Grand total	N/A	N/A	41,014	N/A

Traffic dispositions

	Other traffic violation		
	Criminal	Noncriminal	Total
Non-jury trial:			
Convictions	3,328	36,061	39,389
Acquittals	66	635	701
Dismissals	90	834	924

Boldface headings indicate the classifications used by the NCSP.
N/A = This case type is handled by the court, but the data are unavailable.

Source: North Dakota Judicial Council, Annual Report, 1977 (Bismarck, North Dakota). Statistics are from the annual report except that totals have been computed where necessary.

NORTH DAKOTA COUNTY PROBATE COURT
Court of limited jurisdiction
38 counties, 38 judges
January 1, 1977 to December 31, 1977

	Beginning pending	Filed	Disposed	End pending
Civil:				
Estate:				
Probate/wills/intestate:				
Probate	N/A	1,498	991	N/A
Guardianship/conservatorship/trusteeship:				
Guardianship/conservatorship	N/A	220	125	N/A
Total	N/A	1,718	1,116	N/A
Mental health:				
Mental health hearings	N/A	N/A	73	N/A
Emergency commitments	N/A	N/A	68	N/A
Total	<u>N/A</u>	<u>N/A</u>	<u>141</u>	<u>N/A</u>
Total civil	N/A	1,718 ¹	1,257	N/A
Grand total	N/A	1,718 ¹	1,257	N/A

Boldface headings indicate the classifications used by the NCSP.
N/A = This case type is handled by the court, but the data are unavailable.

¹Case definition or unit of count:
A civil case is counted with the filing of a petition or complaint.

¹Data are not complete:
Total civil and grand total filed figures do not include mental health cases. Mental health cases are included in the disposed figures.

Source: North Dakota Judicial Council, Annual Report, 1977 (Bismarck, North Dakota). Statistics are from the annual report except that totals have been computed where necessary.

NORTH DAKOTA COUNTY JUSTICE COURT
 Court of limited jurisdiction
 38 counties, 38 judges
 January 1, 1977 to December 31, 1977

	Beginning pending	Filed	Disposed	End pending
Civil^d:				
Law:				
Civil	N/A	60	55	N/A
Small claims	N/A	906	788	N/A
Total civil	N/A	966	843	N/A
Criminal^d:				
Misdemeanor	N/A	5,291	4,722	N/A
Preliminary hearing:				
Felony	N/A	344	270	N/A
Total criminal	N/A	5,635	4,992	N/A
Traffic:				
Other traffic violation:				
Noncriminal traffic	N/A	N/A	17,545	N/A
Total traffic	N/A	N/A	17,545	N/A
Grand total.....	N/A	6,601 ¹	23,380	N/A

Traffic dispositions

	Other traffic violation
Convictions	17,154
Acquittals	152
Dismissals	239

Boldface headings indicate the classifications used by the NCSP.
 N/A = This case type is handled by the court, but the data are unavailable.

^dCase definition or unit of count:

 A civil case is counted with the filing of a petition or complaint.

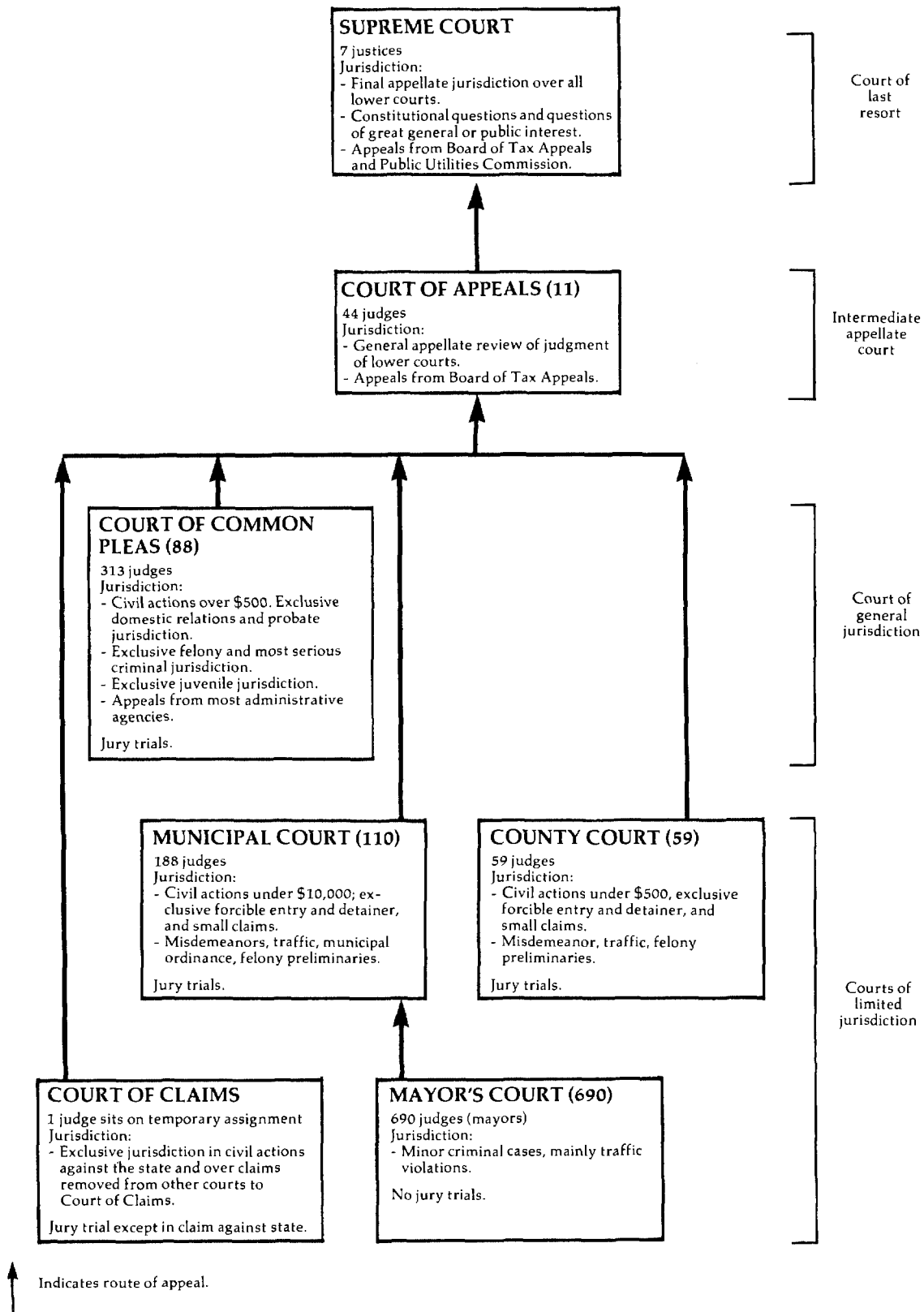
 The criminal case unit of count is the case number assigned to the information, indictment, or complaint.

¹Data are not complete:

 Grand total filing figure does not include traffic cases. Traffic cases are included in the disposed figure.

Source: North Dakota Judicial Council, Annual Report, 1977 (Bismarck, North Dakota). Statistics are from the annual report except that totals have been computed where necessary.

OHIO COURT SYSTEM, 1977



OHIO SUPREME COURT
Court of last resort
7 Justices
January 1, 1977 to December 31, 1977

	Beginning pending	Filed	Disposed	End pending
Cases:				
Appeals:				
Pursuant to allowance	N/A	(111) ^e	59	N/A
Originating in Court of Appeals	N/A	59	65	N/A
Conflict	N/A	16	6	N/A
Capital punishment	N/A	19	9	N/A
Appeal of administrative agency case:				
Tax	N/A	19	25	N/A
P.U.C.O.	N/A	27	25	N/A
Total	N/A	46	50	N/A
Total appeals	N/A	140 (111) ^e	189	N/A
Other cases:				
Original proceedings:				
Original jurisdiction:				
Habeas corpus	N/A	37	30	N/A
Other original actions	N/A	102	100	N/A
Power sitting committee	N/A	0	1	N/A
Total	N/A	139	131	N/A
Disciplinary				
Total	N/A	16	31	N/A
Total	N/A	155	162	N/A
Requests to appeal:				
Motion for leave to appeal	N/A	520	487 (39) ^e	N/A
Motion to certify	N/A	701	656 (72) ^e	N/A
Total	N/A	1,221	1,143 (111) ^e	N/A
Total other cases	N/A	1,376	1,305 (111) ^e	N/A
Total cases	N/A	1,516 (111) ^e	1,494 (111) ^e	N/A

Boldface headings indicate the classifications used by the NCSP.
N/A = This case type is handled by the court, but the data are unavailable.

^eCases not included in the total to avoid double counting:
Motions to certify and motions for leave to appeal that have been granted are not counted as disposed until the appeal is disposed; a filing is not counted for the resulting appeal. These granted motions are the numbers appearing in parentheses.

Source: Office of the Administrative Director, Ohio Courts Summary 1977 (Columbus, Ohio). Statistics are from the annual report except that totals have been computed where necessary.

OHIO COURT OF APPEALS
Intermediate appellate court
11 districts, 44 judges
January 1, 1977 to December 31, 1977

	Beginning pending	Filed	Disposed	End pending
Cases:				
Appeals:				
Civil	2,481	4,539	4,407	3,4148
Criminal	1,847	2,751	2,776	2,3228
Total appeals	4,328	7,290	7,183	5,7368
Other cases:				
Original proceedings:				
Original jurisdiction:				
Miscellaneous ¹	263	702	746	2418
Total other cases	263	702	746	2418
Total cases	4,591	7,992	7,929	5,9778

Manner of disposition

	Criminal appeals	Civil appeals	Miscellaneous	Total
Full opinion	1,294	2,045	299	3,638
Per curiam	753	765	181	1,699
Dismissal	729	1,597	266	2,592

Boldface headings indicate the classifications used by the NCSP.

⁸Change in pending does not equal the difference between filings and dispositions:
Figures are as given in the annual report.

¹Explanation of data included in the category:

Miscellaneous cases include habeas corpus, original actions, appeals of administrative agency cases, and appeals from the Court of Claims.

Source: Office of the Administrative Director, Ohio Courts Summary 1977 (Columbus, Ohio). Statistics are from the annual report except that totals have been computed where necessary.

OHIO COURT OF COMMON PLEAS
Court of general jurisdiction
88 counties, 313 judges
January 1, 1977 to December 31, 1977

	Beginning pending	Filed	Disposed	End pending
Civil^d:				
Tort:				
Personal injury	23,373 ^f	20,800	20,815	23,358
Wrongful death	N/A	557	650	N/A
Total	23,373 ^f	21,357	21,465	23,338 ¹
Domestic relations:				
Adoption	N/A	6,595	5,443	N/A
Other domestic relations:				
Domestic relations	25,572 ^f	84,095	83,001	26,666
Birth records	N/A	3,278	3,278	N/A
Total	25,572 ¹	87,373	86,273	26,666 ¹
Total	25,572 ¹	93,968	91,716	26,666 ¹
Estate:				
Probate/wills/intestate:				
Decedents' estates	43,816 ^f	62,282	61,865	44,333 ⁸
Probate civil actions	3,138	6,275	5,758	3,632 ⁸
Minor's settlement	N/A	1,534	1,474	N/A
Total	46,954 ¹	70,091	69,097	47,965 ⁸
Guardianship/conservatorship/trusteeship:				
Guardianship and testamentary trusts	21,285 ^f	7,702	6,685	21,979 ⁸
Total	68,239 ^f	77,793	75,782	69,944 ⁸
Mental health:				
Mental illness and retardation	N/A	8,019	7,787	N/A
Appeal:				
Appeal of administrative agency case:				
Workmen's compensation	1,374 ^f	1,546	1,180	1,740
Appropriations	590 ^f	764	817	537
Total	1,964 ^f	2,310	1,997	2,277
Other civil:				
Name change	N/A	3,124	3,106	N/A
All other civil	31,830 ^f	43,018	43,409	31,439
Total	31,830 ¹	46,142	46,515	31,439 ¹
Total civil	150,978 ^f	249,589	245,262	153,684 ¹
Criminal^d:				
Felony:				
Criminal	6,880 ^f	30,835	31,135	6,580
Total criminal	6,880 ^f	30,835	31,135	6,580
Juvenile:				
Total juvenile	17,632	202,796	200,893	19,535
Grand total	175,490 ^f	483,220	477,290	179,799 ⁸

	Trial ^d			Civil dispositions ^m			
	Jury	Non-jury	Total	Personal injury	Domestic relations	Agency appeal	All other civil
Civil^m							
Personal injury	991	1,800	2,791	2,317	21,352	291	7,640
Domestic relations	--	9,753	9,753	9,634	--	676	10,263
Appeal:							
Appeal of administrative agency case ..	176	246	422	809	--	102	10,076
All other civil	513	9,273	9,786	1,350	--	154	2,187
Total	1,680	21,072	22,752	--	51,896	--	--
Criminal:							
Felony	1,990	2,390	4,380	3,914	--	352	3,457
Juvenile	--	12,596	12,596	--	--	--	--
Grand total	3,670	36,058	39,728	--	--	--	--
Age of pending cases							
Criminal dispositions			Over 6 months	Over 12 months	Over 24 months		
Guilty plea	17,502		N/A	N/A	2,202		
Dismissed with prejudice	438		N/A	458	N/A		
By unavailability	1,675		227	N/A	N/A		
Transfer	1,298		N/A	9,377	N/A		
Nolle pros	3,837		134	N/A	N/A		
Pretrial	2,005						

Boldface headings indicate the classifications used by the NCSP.
N/A = This case type is handled by the court, but the data are unavailable.
-- = Not applicable.

^dCase definition or unit of count:

A civil case is counted with the filing of a petition or complaint.

The criminal case unit of count is the number of defendants on the information or indictment.

A jury trial is counted when the jury is sworn.

A non-jury trial is counted when the first witness is sworn.

^fBeginning pending figures for the 1977 court year do not equal the end pending figures for the 1976 court year:

Figures are as given in the annual report.

⁸Change in pending does not equal the difference between filings and dispositions:

Figures are as given in the annual report.

¹Data are not complete:

Pending data were not reported for all civil categories. Only those reported are included in the total.

^mCategories for disposition type or trial data:

Civil trial and disposition data include personal injury, domestic relations, appeal of administrative agency case, and all other civil cases only.

Source: Office of the Administrative Director, Ohio Courts Summary 1977 (Columbus, Ohio). Statistics are from the annual report except that totals have been computed where necessary.

OHIO COUNTY COURT
 Court of limited jurisdiction
 59 courts, 59 judges
 January 1, 1977 to December 31, 1977

	Beginning pending	Filed ^j	Disposed	End pending
Civil^d:				
Tort:				
Personal injury and property damage	119 ^f	181	186	1158
Contract	1,116 ^f	3,524	3,456	1,1838
Small claims	1,546 ^f	12,922	12,587	1,8798
Real property rights:				
Forcible entry and detainer	564 ^f	2,036	1,772	828
Other civil	905 ^f	1,849	1,840	914
Total civil	4,250 ^f	20,512	19,841	4,9198
Criminal^d:				
Misdemeanor	2,634 ^f	23,051	23,043	2,6468
Preliminary hearing:				
Felony	701 ^f	3,688	3,774	615
Total criminal	3,335 ^f	26,739	26,817	3,2618
Traffic:				
DWI/DUI:				
Operating a motor vehicle while intoxicated	2,484 ^f	12,033	13,023	1,4908
Other traffic violation:				
Traffic	4,777 ^f	156,341	156,379	4,739
Total traffic	7,261 ^f	168,374	169,402	6,2298
Grand total	14,846 ^f	215,625	216,060	14,4098

Trial^d

	Jury	Non-jury	Total
Civil:^m			
Tort	1	33	34
Contract	2	129	131
Real property rights	0	133	133
Other civil	1	183	184
Total	4	478	482
Criminal:			
Misdemeanor	120	1,679	1,799
Traffic:			
DWI/DUI	190	1,166	1,356
Other traffic violation	32	2,243	2,275
Total	222	3,409	3,631
Grand total	346	5,566	5,912

Civil dispositions

	Tort	Contract	Small claims	Real property rights	Other civil	Total
Pretrial	5	7	--	4	32	48
Dismissal for want of prosecution	11	110	628	95	92	936
Other dismissals	47	443	2,996	476	331	4,293
Transfer	2	10	39	2	5	58
Default hearing by judge	87	2,744	8,873	1,056	1,166	13,926
Default hearing by referee	0	11	51	6	30	98

Criminal dispositions

	Misdemeanor	Preliminary hearing	Total
Plea	10,032	--	10,032
Pretrial	345	--	345
Dismissal for want of prosecution..	1,407	195	1,602
Other dismissals	3,387	779	4,166
Transfer	60	--	60
Violations Bureau	4,044	--	4,044
Preliminary hearing--bound over ..	--	2,037	2,037
Waiver of preliminary hearing--bound over	--	487	487
Unavailability of accused	1,969	276	2,245

Traffic dispositions

	DWI/DUI	Other traffic violation	Total
Plea	9,690	64,879	74,569
Pretrial	543	328	871
Dismissal for want of prosecution..	277	999	1,276
Other dismissals	667	2,010	2,677
Transfer	66	78	144
Violations Bureau	--	70,701	70,701
Unavailability of accused	424	15,109	15,533

(continued on next page)

Age of pending cases

	Over 1 month	Over 6 months	Over 12 months	Over 24 months
Civil:				
Tort	N/A	N/A	N/A	11]
Contracts	N/A	N/A	154	(n)
Small claims	N/A	100	(n)	(n)
Real property rights	N/A	N/A	2	(n)
Other civil	N/A	N/A	23	(n)
Criminal:				
Misdemeanor	N/A	186	(n)	(n)
Preliminary hearing	123	(n)	(n)	(n)
Traffic:				
DWI/DUI	N/A	204	(n)	(n)
Other traffic violation	N/A	184	(n)	(n)

Boldface headings indicate the classifications used by the NCSP.

N/A = This case type is handled by the court, but the data are unavailable.

-- = Not applicable.

^dCase definition or unit of count:

A civil case is counted with the filing of a petition or complaint.

The criminal case unit of count is the number of defendants on the information or indictment.

A jury trial is counted when the jury is sworn.

A non-jury trial is counted when the first witness is sworn. Hearings by administrative judges and referees are not included as non-jury trials.

^fBeginning pending figure for the 1977 court year does not equal the end pending figure for the 1976 court year:

Figures are as given in the annual report.

^gChange in pending does not equal the difference between filings and dispositions:

Figures are as given in the annual report.

^jExplanation of data included in the category:

Filed figures include both reactivated cases and original filings.

^mCategories for disposition type or trial data:

Civil trials do not include 8,873 hearings by judge in small claims cases.

ⁿTime interval or age of pending data:

Contracts, real property rights, and other civil cases pending over 24 months are included with those pending over 12 months.

Small claims, misdemeanor, and traffic cases pending over 12 months, and over 24 months are included with those pending over 6 months.

Preliminary hearing cases pending over 6 months, over 12 months, and over 24 months are included with those pending over 1 month.

Source: Office of the Administrative Director, Ohio Courts Summary 1977 (Columbus, Ohio). Statistics are from the annual report except that totals have been computed where necessary.

OHIO MUNICIPAL COURT
Court of limited jurisdiction
110 courts, 188 judges
January 1, 1977 to December 31, 1977

	Beginning pending	Filed ^j	Disposed	End pending
Civil^d:				
Tort:				
Personal injury and property damage	8,810 ^f	16,881	16,999	8,692
Contract	47,816 ^f	158,297	156,458	49,656 ^g
Small claims	10,488 ^f	73,858	72,421	11,924 ^g
Real property rights:				
Forcible entry and detainer	10,634 ^f	47,770	47,818	10,586
Other civil	7,206 ^f	16,524	16,854	6,884 ^g
Total civil	84,954 ^f	313,330	310,550	87,742 ^g
Criminal^d:				
Misdemeanor	24,710 ^f	229,545	232,623	21,629 ^g
Preliminary hearing:				
Felony	3,222 ^f	36,678	36,866	3,034
Total criminal	27,932 ^f	266,223	269,489	24,663 ^g
Traffic:				
DWI/DUI:				
Operating a motor vehicle while intoxicated	7,623 ^f	52,743	51,650	8,716
Other traffic violation:				
Traffic	36,575 ^f	1,097,761	1,094,520	39,819 ^g
Total traffic	44,198 ^f	1,150,504	1,146,170	48,535 ^g
Grand total	157,084 ^f	1,730,057	1,726,209	160,940 ^g

(continued on next page)

		Trial ^d		
		Jury	Non-jury	Total
Civil:^g				
Tort		130	1,340	1,470
Contract		125	4,461	4,586
Real property rights		23	864	887
Other civil		48	1,029	1,077
Total		326	7,694	8,020
Criminal:				
Misdemeanor		823	14,453	15,276
Traffic:				
DWI/DUI		756	3,549	4,305
Other traffic violation		183	15,467	15,650
Total		939	19,016	19,955
Grand total		2,088	41,163	43,251

Civil dispositions						
	Tort	Contract	Small claims	Real property rights	Other civil	Total
Pretrial	1,024	3,566	--	321	468	5,379
Dismissal for want of prosecution	1,229	9,791	4,403	6,503	644	22,570
Other dismissals	5,292	30,794	18,398	12,031	4,441	70,956
Transfer	292	651	835	111	109	1,998
Default hearing by judge	5,580	82,634	17,234	13,964	9,161	128,573
Default hearing by referee	2,112	24,436	31,551	14,001	954	73,054

Criminal dispositions				Traffic dispositions			
	Misdemeanor	Preliminary hearing	Total		DWI/DUI	Other traffic violation	Total
Guilty, no contest plea	120,135	--	120,135	Guilty, no contest plea	37,351	419,056	456,407
Pretrial	8,869	--	8,869	Pretrial	2,171	3,363	5,534
Dismissal for want of prosecution..	5,835	1,582	7,417	Dismissal for want of prosecution..	540	3,627	4,167
Other dismissals	33,408	9,629	43,037	Other dismissals	2,244	32,543	34,787
Transfer	905	--	905	Transfer	353	531	884
Violations Bureau	13,918	--	13,918	Violations Bureau	--	517,632	517,632
Preliminary hearing--bound over ...	--	12,368	12,368	Unavailability of accused	4,686	102,118	106,804
Waiver of preliminary hearing, bound over	--	10,044	10,044				
Unavailability of accused	34,277	3,243	37,520				

Age of pending cases				
	Over 1 month	Over 6 months	Over 12 months	Over 24 months
Civil:				
Tort	N/A	N/A	N/A	308
Contract, forcible entry and detainer, and other civil	N/A	N/A	3,156	(n)
Small claims	N/A	1,627	(n)	(n)
Real property rights	N/A	N/A	396	(n)
Other civil	N/A	N/A	460	(n)
Criminal:				
Misdemeanor	N/A	473	(n)	(n)
Preliminary hearing	367	(n)	(n)	(n)
Traffic:				
DWI/DUI	N/A	105	(n)	(n)
Other traffic violations	N/A	842	(n)	(n)

Boldface headings indicate the classifications used by the NCSP.
N/A = This case type is handled by the court, but the data are unavailable.
-- = Not applicable.

^dCase definition or unit of count:
A civil case is counted with the filing of a petition or complaint.
The criminal case unit of count is the number of defendants on the information or indictment.
A jury trial is counted when the jury is sworn.
A non-jury trial is counted when the first witness is sworn. Hearings by administrative judges and referees are not included as non-jury trials.

^fBeginning pending figure for the 1977 court year does not equal the end pending figure for the 1976 court year:
Figures are as given in the annual report.

^gChange in pending does not equal the difference between filings and dispositions:
Figures are as given in the annual report.

^jExplanation of data included in the category:
Filed figures include both reactivated cases and original filings.

^mCategories for disposition type or trial data:
Civil trials do not include 17,234 hearings by judge in small claims cases.

ⁿTime interval or age of pending data:
Contract, real property rights, and other civil cases pending over 24 months are included with those pending over 12 months.
Small claims, misdemeanor, and traffic cases pending over 12 months and over 24 months are included with those pending over 6 months.
Preliminary hearing cases pending over 6 months, over 12 months, and over 24 months are included with those pending over 1 month.

Source: Office of the Administrative Director, Ohio Courts Summary 1977 (Columbus, Ohio). Statistics are from the annual report except that totals have been computed where necessary.

OHIO COURT OF CLAIMS⁸
 Court of limited jurisdiction
 1 court, 1 judge sits on temporary assignment
 January 1, 1977 to December 31, 1977

	Beginning pending	Filed	Disposed	End pending
Civil^d:				
Appeal:				
Appeal of administrative agency case:				
Administrative	220	413 ^k	289	344
Judicial	278	317 ^k	298	297
Victims of crimes ³	5	1,229	676 ^h	558
Total	503	1,959	1,263	1,199
Total civil	503	1,959	1,263	1,199
Grand total	503	1,959	1,263	1,199

Civil	<u>Trial^d</u>			<u>Civil dispositions</u>	
	<u>Jury</u>	<u>Non-jury</u>	<u>Total</u>		
	0	54	54	Settlement	122
				Administrative determination	225
				Dismissal	186
				Claims awarded (victim of crime)	369
				Claims denied (victim of crime)	351

Boldface headings indicate the classifications used by the NCSP.

^aCourt jurisdiction:

All cases where the amount of the claim exceeds \$1,000 must be determined by a judge. Where the amount of the claim is between \$100.01 and \$999.99, the claim is determined by a judge unless a waiver is filed. All claims from \$0.00 to \$100.00 and all claims between \$100.01 and \$999.99 where the right to trial has been waived are administratively determined by the clerk or deputy clerk of the Court of Claims. Jurisdiction over victims of crime cases was given to the court as of December 28, 1976.

^dCase definition or unit of count:

A civil case is counted with the filing of a petition or complaint.
 A jury trial is counted when the jury is sworn.
 A non-jury trial is counted when the first witness is sworn.

^hFigure was computed:

Victims of crime cases disposed figure was calculated from filings and pending data.

^kAddition information:

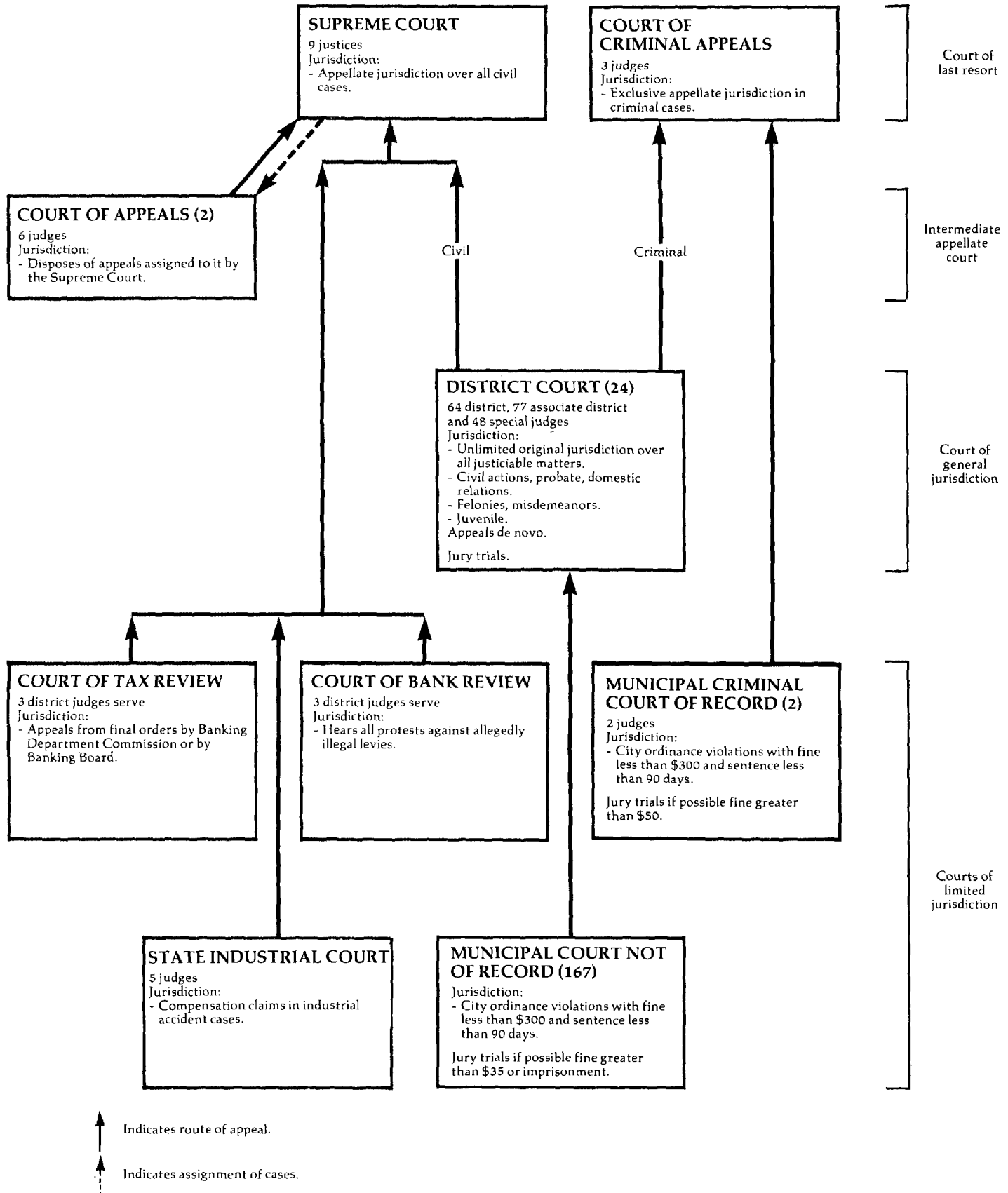
Filings include reinstated cases.

Source: Office of the Administrative Director, Ohio Courts Summary 1977 (Columbus, Ohio). Statistics are from the annual report except that totals have been computed where necessary.

OHIO MAYORS' COURT
 Court of limited jurisdiction
 690 courts, 690 judges
 January 1, 1977 to December 31, 1977

There were no data available for cases handled in the Mayors' Court for 1977.

OKLAHOMA COURT SYSTEM, 1977



OKLAHOMA SUPREME COURT⁹
 Court of last resort
 9 Justices
 January 1, 1977 to December 31, 1977

	Beginning pending	Filed	Disposed	End pending
Cases:				
Appeals:				
Civil ^j	X	731 (39) ^e	783	X
Total appeals	X	731 (39) ^e	783	X
Other cases:				
Original proceedings	X	197	149	X
Requests to appeal:				
Civil:				
Certiorari	X	181	149 (39) ^e	X
Total other cases ^j	X	378	298 (39) ^e	X
Total cases ^j	1,310	1,109 (39) ^e	1,081 (39) ^e	1,346 ^g
<u>Disposition of requests for certiorari</u>		<u>Status of pending cases (12/31/77)</u>		
Writ granted	39	Cases at issue but not assigned		91
Writ denied	146			

Boldface headings indicate the classifications used by the NCSP.

X = The data for this case type are known to be included in the total but were not available by category.

^aCourt jurisdiction:

The Supreme Court is the court of last resort for **civil** cases.

^cCases not included in the total to avoid double counting:

Petitions for certiorari that have been granted are not counted as disposed until the **appeal** is disposed; a filing is not counted for the resulting **appeal**. These granted petitions are the numbers appearing in parentheses.

^gChange in pending does not equal the difference between filings and dispositions:

Figures are as given in the annual report.

^jExplanation of data included in the category:

Civil appeals are originally filed in the Supreme Court. The Supreme Court then assigns some of these cases to the Court of Appeals for disposition. Therefore, cases assigned, disposed, and pending in the Court of Appeals have been deducted from the Supreme Court's **appeals** category and utilized as caseload figures for the Court of Appeals.

Source: Administrative Director of the Courts, Report on the Judiciary 1977 (Oklahoma City, Oklahoma). Statistics are from the annual report except that totals have been computed where necessary.

OKLAHOMA COURT OF CRIMINAL APPEALS^a
Court of last resort
3 judges
January 1, 1977 to December 31, 1977

	Beginning pending	Filed	Disposed	End pending
Cases:				
Appeals:				
Criminal	X	X	360	X
Postconviction remedy:				
Postconviction	X	X	130	X
Juvenile	X	X	33	X
Total appeals	X	X	523	X
Other cases:				
Original proceedings:				
Original jurisdiction:				
Habeas corpus	X	X	89	X
Mandamus	X	X	121	X
Prohibition	X	X	42	X
Total	X	X	252	X
Advisory opinion:				
Reserved question of law	X	X	15	X
Total	X	X	267	X
Requests to appeal:				
Criminal:				
Certiorari	X	X	25	X
Postconviction remedy:				
Postconviction	X	X	5	X
Total	X	X	30	X
Sentence review only:				
Review of suspended sentence	X	X	11	X
Total other cases	X	X	308	X
Total cases	336	893	831	398

Disposition of cases

	Opinion	Order	Total
Affirmed	281	7	288
Affirming denial	1	104	105
Modified and affirmed	49	1	50
Reversed	45	12	57
Dismissed	4	161	165
Granted	11	58	69
Denied	3	94	97
Total.....	394	437	831

Boldface headings indicate the classifications used by the NCSP.

X = The data for this case type are known to be included in the total but were not available by category.

^aCourt jurisdiction:

The Court of Criminal Appeals has exclusive appellate jurisdiction in criminal cases. It is the court of last resort for criminal cases.

Source: Administrative Director of the Courts, Report on the Judiciary 1977 (Oklahoma City, Oklahoma). Statistics are from the annual report except that totals have been computed where necessary.

OKLAHOMA COURT OF APPEALS^a
Intermediate appellate court
2 divisions, 6 judges
January 1, 1977 to December 31, 1977

	Beginning pending	Filed	Disposed	End pending
Cases:				
Appeals:				
Civil ^a	163 ^h	353	387	129 ^h
Total appeals	163 ^h	353	387	129 ^h
Total cases	163 ^h	353	387	129 ^h

Boldface headings indicate the classifications used by the NCSP.

^aCourt jurisdiction:

Cases are assigned to the Court of Appeals by the Supreme Court. The Court of Appeals hears only civil cases assigned to it and has no original jurisdiction.

^hFigure was computed:

Beginning pending figure was computed on the assumption that there were no pending cases in the Court of Appeals prior to 1971, when the court officially originated.

End pending figure was computed from filings, dispositions, and beginning pending figures.

Source: Administrative Director of the Courts, Report on the Judiciary 1977 (Oklahoma City, Oklahoma). Statistics are from the annual report except that totals have been computed where necessary.

OKLAHOMA DISTRICT COURT
 Court of general jurisdiction
 24 districts; 64 district, 77 associate, and 48 special judges
 January 1, 1977 to December 31, 1977

	Beginning pending	Filed	Disposed	End pending
Civil^d:				
Tort:				
Auto tort	5,118 ^f	4,162	3,805	5,475
Other tort	3,184 ^f	2,737	2,249	3,672
Total	8,302 ^f	6,899	6,054	9,147
Contract	24,733 ^f	20,576	13,996	31,313
Small claims:				
Possession of personal property	1,416 ^f	2,063	2,072	1,407
Possession of real property	1,722 ^f	5,960	5,430	2,252
Small claims	55,301 ^f	65,291	51,963	68,629
Total	58,439 ^f	73,314	59,465	72,288
Real property rights:				
Lien or mortgage foreclosure	3,148 ^f	3,052	2,764	3,436
Real property	3,013 ^f	4,966	4,477	3,502
Approval of conveyance of Indian lands	17	458	417	58
Total	6,178 ^f	8,476	7,658	6,996
Domestic relations:				
Marriage dissolution:				
Divorce	18,662 ^f	31,885	29,155	21,392
Separate maintenance	674 ^f	532	372	834
Annulment	203 ^f	345	334	214
Total	19,539 ^f	32,762	29,861	22,440
Support/custody:				
Reciprocal support--incoming	2,630 ^f	2,305	1,226	3,709
Reciprocal support--outgoing	1,114 ^f	918	742	1,290
Total	3,744	3,223	1,968	4,999
Adoption	928 ^f	2,757	2,552	1,133
Other domestic relations:				
Paternity proceedings	198 ^f	40	38	200
Total	24,409 ^f	38,782	34,419	28,772
Estate:				
Probate/wills/intestate:				
Administration of estates and probate proper	12,719 ^f	8,770	7,651	13,838
Determination of death of joint or life tenant	481 ^f	3,031	2,924	588
Other probate	110 ^f	98	143	65
Total	13,310 ^f	11,899	10,718	14,491
Guardianship/conservatorship/trusteeship:				
Guardianship and conservatorship	3,362 ^f	1,644	1,225	3,781
Total	16,672 ^f	13,543	11,943	18,272
Mental health	953 ^f	2,531	2,392	1,092
Appeal:				
Appeal of administrative agency case:				
Appeals from administrative tribunals	581 ^f	989	958	612
Extraordinary writ:				
Injunction, quo warranto, mandamus, habeas corpus	1,411 ^f	1,495	1,230	1,676
Other civil	7,330 ^f	5,801	5,305	7,826
Total civil	149,008 ^f	172,406	143,420	177,994
Criminal^d:				
Felony:				
Crime against person	3,174 ^f	4,088	3,920	3,342
Crime against property	9,622 ^f	9,118	8,513	10,227
Other felony	5,479 ^f	7,613	5,741	7,351
Total	18,275 ^f	20,819	18,174	20,920
Misdemeanor:				
Other misdemeanors	15,455 ^f	37,456	34,386 ¹	18,529
Appeal:				
Appeals from city-funded courts	832 ^f	636	416	1,052
Postconviction remedy:				
Felony postconviction appeals	N/A	378	268	N/A
Total criminal ¹	34,562 ^{f 1}	59,289	53,244	40,501 ¹
Traffic:				
DWI/DUI:				
Driving while intoxicated	5,233 ^f	11,417	9,890	6,760
Other traffic violation:				
Traffic	35,813 ^f	174,754	169,924	40,643
Total traffic	41,046 ^f	186,171	179,814	47,403
Juvenile:				
Criminal-type offense:				
Juvenile delinquency	2,950 ^f	4,680	4,357	3,273
Status offense:				
Child in need of supervision	1,315 ^f	1,586	1,631	1,270
Non-offense:				
Dependency and neglect	1,090 ^f	2,640	2,050	1,680
Total juvenile	5,355 ^f	8,906	8,038	6,223
Grand total ¹	229,971 ^{f 1}	426,772	384,516	272,121 ¹

(continued on next page)

Trial or contest ^d			Civil dispositions ^m			
	Jury	Non-jury	Total	Domestic relations	Total	
Civil ^m	938	22,279	23,217	On demurrer, abatement, or motion to dismiss ^m ...	--	5,412
Criminal and traffic:				On pretrial ^m	--	1,677
Felony	840	738	1,578	Without contest	2,476	83,386
Misdemeanor, appeal, and traffic	583	13,796	14,379	Dismissal by court or by parties ^m	6,689	6,689
Total	1,423	14,534	15,957	By decree or approved settlement	18,733	18,733
Juvenile	24	2,604	2,628	By Order or settlement ^m	761	761
Grand total	2,385	39,417	41,802			

Age of pending cases (12/31/77)			Criminal and traffic dispositions			
	0-12 months	12-24 months	Over 24 months	Felony	Misdemeanor, appeal, and traffic	Total
Civil	75,948	30,378	71,668	Guilty or nolo contendere plea	8,705	170,608
Criminal and traffic:				Dismissal by state	6,478	13,562
Felony	8,877	4,476	7,567	On demurrer, motion to quash, or dismissal by court	2,784	11,942
Misdemeanor, appeal, and traffic	35,973	12,977	18,032			
Total	44,850	17,453	25,599			
Juvenile	1,907	529	1,301			
Grand total	122,705	48,360	98,568			

Boldface headings indicate the classifications used by the NCSP.
 N/A = This case type is handled by the court, but the data are unavailable.
 -- = Not applicable.

- ^dCase definition or unit of count:
 A civil case is counted with the filing of a petition or complaint.
 The criminal case unit of count is the number of informations or indictments.
 A trial or contest is counted if tried to completion.
- ^fBeginning pending figure for the 1977 court year does not equal the end pending figure for the 1976 court year:
 Figures are as given in the annual report.
- ^lData are not complete:
 Total criminal and grand total pending figures do not include pending figures for postconviction remedy cases. This category is included in the filing and disposition totals.
- ^lSpecial source or revision in the data:
 Total other misdemeanors disposed figure was corrected by the state court administrative office during the process of data verification.
- ^mCategories for disposition type or trial data:
 Disposition type and trial data are not displayed for civil category breakdowns because complete data were not available from the Oklahoma and Tulsa County reports.
 On demurrer, abatement, or motion to dismiss, on pretrial, and jury trials are dispositions for tort, real property rights, contract, appeal of administrative agency case, extraordinary writs, and other civil cases only.
 Dismissal, decree or approved settlement, and by order or settlement are dispositions for domestic relations cases only.

Source: Administrative Director of the Courts, Report on the Judiciary 1977 (Oklahoma City, Oklahoma). Statistics are from the annual report except that totals have been computed where necessary, and corrections were made by the office of the administrative director of the courts during the data verification process.

OKLAHOMA STATE INDUSTRIAL COURT^k
 Court of limited jurisdiction^a
 1 court, 5 judges
 January 1, 1977 to December 31, 1977

	Beginning pending	Filed	Disposed	End pending
Civil^d:				
Appeal:				
Appeal of administrative agency case	N/A	N/A	11,020	N/A
Total civil	N/A	N/A	11,020	N/A
Grand total	N/A	N/A	11,020	N/A

Boldface headings indicate the classifications used by the NCSP.
 N/A = This case type is handled by the court, but the data are unavailable.

- ^aCourt jurisdiction:
 The special jurisdiction is limited to injuries to an employee arising out of his employment.
- ^dCase definition or unit of count:
 A case for this court is a new claim or an ancillary proceeding to an existing claim.
- ^kAdditional information:
 After July 1, 1978, the name for this court will be the Worker's Compensation Court.

Source: Administrative Director of the Courts, Report on the Judiciary 1977 (Oklahoma City, Oklahoma). Statistics are from the annual report except that totals have been computed where necessary.

OKLAHOMA COURT OF BANK REVIEW
 Court of limited jurisdiction
 1 court, 3 district judges serve
 January 1, 1977 to December 31, 1977

	Beginning pending	Filed	Disposed	End pending
Civil:				
Appeal:				
Appeal of administrative agency case	8	5	6	7
Total civil	8	5	6	7
Grand total	8	5	6	7

Boldface headings indicate the classifications used by the NCSP.

^dCase definition or unit of count:

A civil case is counted with the filing of a petition or complaint.

Source: Administrative Director of the Courts, Report on the Judiciary 1977 (Oklahoma City, Oklahoma). Statistics are from the annual report except that totals have been computed where necessary.

OKLAHOMA COURT OF TAX REVIEW
 Court of limited jurisdiction
 1 court, 3 district judges serve
 January 1, 1977 to December 31, 1977

	Beginning pending	Filed	Disposed	End pending
Civil:				
Appeal:				
Appeal of administrative agency case	0	1	1	0
Total civil	0	1	1	0
Grand total	0	1	1	0

Boldface headings indicate the classifications used by the NCSP.

^dCase definition or unit of count:

A civil case is counted with the filing of a petition or complaint.

Source: Administrative Director of the Courts, Report on the Judiciary 1977 (Oklahoma City, Oklahoma). Statistics are from the annual report except that totals have been computed where necessary.

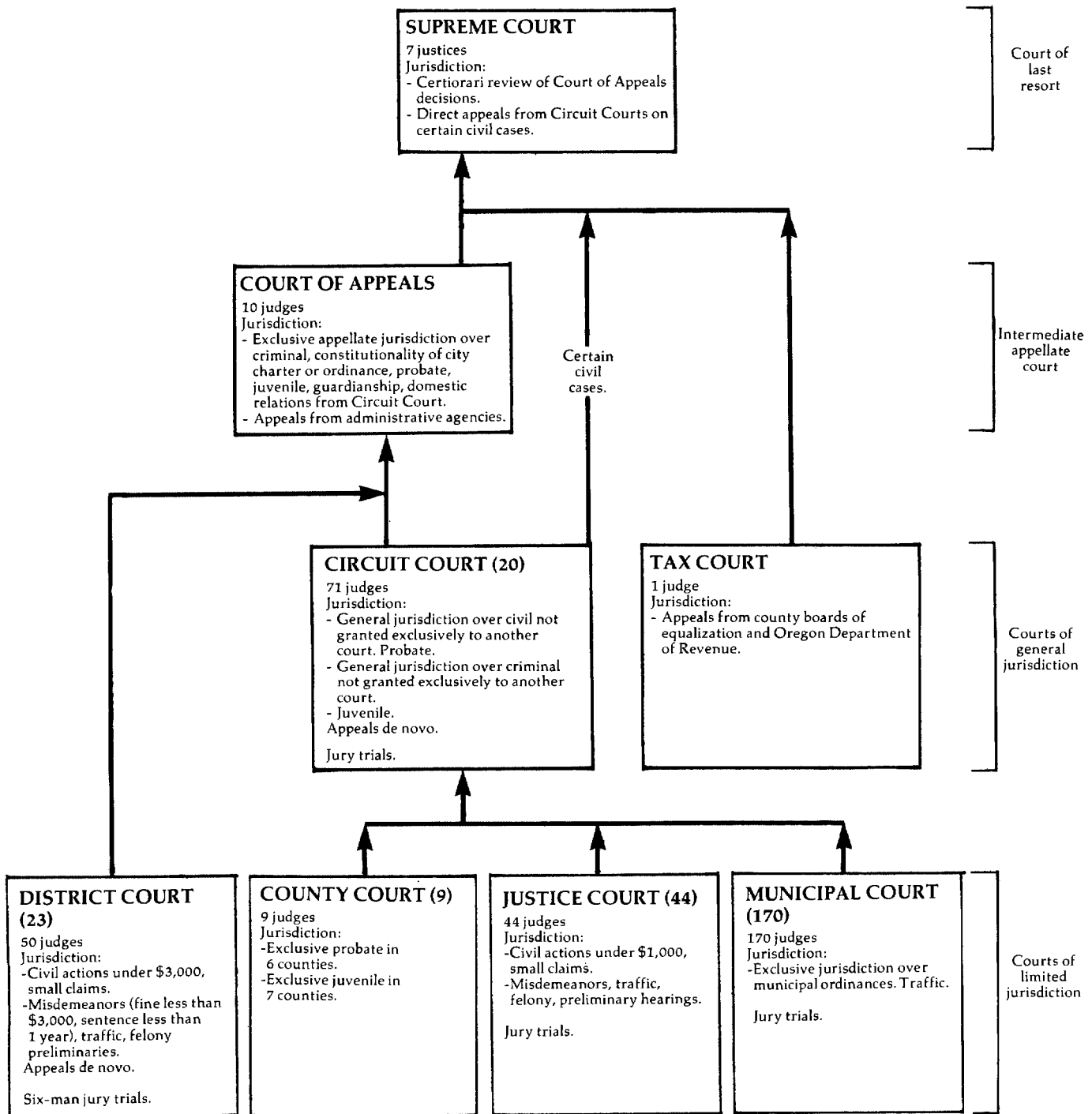
OKLAHOMA MUNICIPAL CRIMINAL COURT OF RECORD
 Court of limited jurisdiction
 2 courts, 2 judges
 January 1, 1977 to December 31, 1977

There were no data for cases handled in the Municipal Criminal Court of Record for 1977.

OKLAHOMA MUNICIPAL COURT NOT OF RECORD
 Court of limited jurisdiction
 167 courts
 January 1, 1977 to December 31, 1977

There were no data available for cases handled in the Municipal Court Not of Record for 1977.

OREGON COURT SYSTEM, 1977



OREGON SUPREME COURT
 Court of last resort
 7 justices^c
 January 1, 1977 to December 31, 1977

Cases:	Beginning pending	Filed	Disposed	End pending
Appeals:				
Appeals from Circuit Court	X	445	X	X
Court of Appeals review allowed	X	(39) ^e	X	X
Tax Court appeals	X	21	X	X
Total appeals	X	466 (39) ^e	X	X
Other cases:				
Original proceedings:				
Original jurisdiction:				
Original proceedings	X	54	X	X
Bar proceedings	X	54	X	X
Total	X	108	X	X
Requests to appeal:				
Petitions for review:				
Civil	X	76	X (12) ^e	X
Criminal	X	152	X (18) ^e	X
Juvenile	X	9	X (0) ^e	X
Postconviction remedy:				
Postconviction and habeas corpus	X	11	X (0) ^e	X
Appeal of administrative agency case:				
Administrative agency review	X	35	X (6) ^e	X
Workers' compensation	X	23	X (3) ^e	X
Corrections disciplinary and parole board review	X	5	X (0) ^e	X
Total	X	63	X (9) ^e	X
Total	48	311	235 (39) ^e	85
Total other cases	X	419	X	X
Total cases	395	885 (39)^e	812 (39)^e	468

Manner of disposition

Written opinion	322
Dismissed or otherwise disposed without opinion	255

Disposition of appeals

Affirmed	166
Reversed	113
Modified	29
Dismissed with opinion	6
Miscellaneous ^m	8

Time interval (average days)

Notice of appeal to date case at issue.....	203
Date case at issue to final decision.....	125
Notice of appeal to final decision.....	328

Status of pending cases (12/31/77)

Not at issue	268
At issue	41
Under advisement	74

Boldface headings indicate the classifications used by the NCSP.

X = The data for this case type are known to be included in the total but were not available by category.

^cJudge information:

There were 8.22 full-time equivalent justices for 1977.

^eCases not included in the total to avoid double counting:

Petitions for review granted are not counted as dispositions until the appeal is disposed; the filing of the resulting appeal is not counted. These granted petitions are the numbers appearing in parentheses.

^mCategories for disposition type or trial data:

Miscellaneous appeal dispositions include cases of mandamus, other original proceedings, and bar proceedings.

Source: Office of the State Court Administrator, 24th Annual Report Relating to Judicial Administration in the Courts of Oregon, 1977 (Salem, Oregon). Sources of case data are available. Statistics are from the annual report except that totals have been computed where necessary.

OREGON COURT OF APPEALS
Intermediate appellate court
10 judges^c
January 1, 1977 to December 31, 1977

Cases:	Beginning pending	Filed	Disposed	End pending
Appeals:				
Civil	X	504	X	X
Criminal	X	1,168	X	X
Appeal of administrative agency case:				
Workmen's compensation	X	145	X	X
Administrative agency review	X	189	X	X
Corrections disciplinary review	X	269	X	X
Parole board review	X	21	X	X
Total	X	624	X	X
Postconviction remedy:				
Postconvictions and habeas corpus	X	52	X	X
Total appeals	730	2,348	2,054	1,024
Total cases	730	2,348	2,054	1,024

<u>Manner of disposition</u>	<u>Disposition of appeals^m</u>
Decision by opinion ^m 744	Affirmed 1,205
Bench decisions 620	Reversed 232
Memorandum decision 56	Modified 60
Dismissed/transferred 540	Dismissed on merits 14
Consolidation 94	Miscellaneous 3

<u>Time interval (average days)</u>	<u>Civil</u>	<u>Criminal</u>	<u>Total</u>	<u>Status of pending cases (12/31/77)</u>
Notice of appeal to date case at issue	X	X	124	Not at issue 766
Date case at issue to final decision	X	X	53	At issue 116
Notice of appeal to final decision	182	169	177	Under advisement 142

Boldface headings indicate the classifications used by the NCSP.

X = The data for this case type are known to be included in the total but were not available by category.

^cJudge information:

There were 7.34 full time equivalent judges for 1977.

^mInformation on disposition type or trial data:

Decisions by opinion include per curiam as well as signed opinions.

Beginning with the 1977 data, this analysis includes cases closed by consolidation.

Source: Office of the State Court Administrator, 24th Annual Report Relating to Judicial Administration in the Courts of Oregon, 1977 (Salem, Oregon). Sources of case data are available. Statistics are from the annual report except that totals have been computed where necessary.

OREGON CIRCUIT COURT
 Court of general jurisdiction
 20 circuits, 71 judges^c
 January 1, 1977 to December 31, 1977

	Beginning pending	Filed	Disposed	End pending
Civil^d:				
Law	X	X	X	X
Equity	X	X	X	X
Domestic relations:				
Marriage dissolution:				
Dissolution	X	24,139 ^g	23,759 ^g	X
Adoption	N/A	1,845	N/A	N/A
Total	X	25,984	23,759 ^g	X
Estate:				
Probate/wills/intestate:				
Decedents' estates	6,440 ^l	4,648	4,591 ^h	6,497
Guardianship/conservatorship/trusteeship:				
Guardianship and conservatorship	7,713	1,733	1,496	7,950
Total	14,153	6,381	6,087	14,447
Mental health:				
Mental competency	N/A	3,404	N/A	N/A
Total civil ^l	42,170 ^d	53,116	49,401 ^d	42,484 ^d
Criminal^d:				
Felony:				
Criminal	4,719 ^{fh}	14,174	14,119	4,774
Total criminal	4,719 ^{fh}	14,174	14,119	4,774
Juvenile^d:				
Total juvenile	N/A	14,430	N/A	N/A
Grand total	46,889 ^{fl}	81,720	63,520 ^d	47,258 ^d

Trial ^d				Time interval (average days)	
	Jury	Non-jury	Total	Age of cases tried (filing to trial):	
Civil ^m	1,147	3,373	4,520	Civil from date of filing: 214	
Criminal (felony)	921	629	1,550	Marriage dissolution	
Total	2,068	4,002	6,070	All civil	
				Criminal (felony) from date of arraignment	
				88	

Age of pending cases			
	Civil ⁿ	Probate/wills/ intestate	Criminal (felony)
Under 6 months	15,742	N/A	3,628 ^r
6+ to 12 months	6,848	N/A	498
12+ to 24 months ...	4,385	N/A	460
Over 24 months	1,062	N/A	188
Over 36 months	(n)	519	(n)

Boldface headings indicate the classifications used by the NCSP.
 N/A = This case type is handled by the court, but the data are unavailable.
 X = The data for this case type are known to be included in the total but were not available by category.

CJudge information:

There were 70.3 full-time equivalent judges for 1977.

dCase definition or unit of count:

- A civil case is counted with the filing of a petition or complaint.
- The criminal case unit of count is the case number assigned at arraignment.
- A juvenile case is counted with the filing of a petition.
- A jury trial is counted when the jury is sworn.
- A non-jury trial is counted when the first witness is sworn.

fBeginning pending figure for the 1977 court year does not equal the end pending figure for the 1976 court year:

Figures are as calculated from data given in the annual report.

hFigure was computed:

- Disposed figure for decedents' estates was computed from filing and pending data.
- Beginning pending figure for criminal and total criminal was computed from filing, disposition, and end pending data.

lData are not complete:

- Domestic relations** dispositions do not include adoption cases. Filings include all categories.
- Total civil pending and disposition figures do not include adoption or mental health cases. Filings include all categories.
- Grand total disposition and pending figures do not include adoption, mental health, or juvenile cases. Filings include all categories.

lSpecial source or revision in the data:

Beginning pending figure for probate/wills/intestate cases was taken from Oregon's 1976 annual report.

mInformation on disposition type or trial data:

Civil trials only include trials for law, equity, and marriage dissolution cases.

nInformation on time interval or age of pending data:

Civil age of pending data only include law and equity cases.

The number of civil and criminal cases pending over 36 months are included in the over 25 months category and were not available separately.

Source: Office of the State Court Administrator, 23rd, 24th Annual Report Relating to Judicial Administration in the Courts of Oregon, 1976, 1977 (Salem, Oregon). Statistics are from the annual report except that totals have been computed where necessary.

OREGON TAX COURT
Court of general jurisdiction^a
1 judge
January 1, 1977 to December 31, 1977

	Beginning pending	Filed	Disposed	End pending
Civil^d:				
Appeal:				
Appeal of administrative agency case:				
Regular Division	86	91	92	85
Small Claims Division	103	57	120	40
Total	<u>189</u>	<u>148</u>	<u>212</u>	<u>125</u>
Total civil	189	148	212	125
Grand total	189	148	212	125

	<u>Civil dispositions</u>			<u>Time Interval (median months)</u>	
	<u>Regular Division</u>	<u>Small Claims Division</u>	<u>Total</u>	<u>Age of cases terminated:</u>	
On the merits	68	93	161	Regular Division	9.0
Dismissed or settled	24	27	51	Small Claims Division	14.0
Total	92	120	212		

Boldface headings indicate the classifications used by the NCSP.

^aCourt jurisdiction:

Data from the Oregon Tax Court are included in the general jurisdiction charts because ORS 305.405 designates the Tax Court as a court of general jurisdiction within the substantive areas defined by ORS 305.410.

^dCase definition or unit of count:

A civil case is counted with the filing of a petition or complaint.

Source: Office of the State Court Administrator, 24th Annual Report Relating to Judicial Administration in the Courts of Oregon, 1977 (Salem, Oregon). Statistics are from the annual report except that totals have been computed where necessary.

OREGON DISTRICT COURT
Court of limited jurisdiction
23 counties, 50 judges
January 1, 1977 to December 31, 1977

	Beginning pending	Filed	Disposed	End pending
Civil^d:				
Law:				
Civil	9,314 ^{fh}	27,000	25,801	10,513
Small claims	9,401 ^{fh}	39,119	38,557	9,963
Estate:				
Probate/wills/intestate:				
Decedents' estates	128	103	88 ^h	143
Guardianship/conservatorship/trusteeship:				
Guardianship/conservatorship	222	43	29	236
Total	<u>350</u>	<u>146</u>	<u>117</u>	<u>379</u>
Total civil	19,065 ^f	66,265	64,475	20,855
Criminal^d:				
Misdemeanor	X	36,555	33,474	X
Preliminary hearing:				
Felony	X	9,052	8,769	X
Total criminal	15,523 ^h	45,607	42,243	18,887
Traffic:				
Total traffic	61,400 ^h	437,428	428,437	70,391
Grand total ^l	95,988 ^f	549,300	535,155	110,133

	<u>Age of pending cases</u>			
	<u>Law</u>	<u>Small claims</u>	<u>Probate/wills/intestate</u>	<u>Criminal and traffic</u>
Under 6 months	6,743	7,436	N/A	66,128
6+ to 12 months	2,512	1,786	N/A	12,814
Over 12 months	1,258	741	N/A	10,286
Over 36 months	(n)	(n)	14	(n)

(Continued on next page)

Boldface headings indicate the classifications used by the NCSP.

N/A = This case type is handled by the court, but the data are unavailable.

X = The data for this case type are known to be included in the total but were not available by category.

^dCase definition or unit of count:

A civil case is counted with the filing of a petition or complaint.

The criminal case unit of count is the case number assigned at arraignment.

^fBeginning pending figure for the 1977 court year does not equal the end pending figure for the 1976 court year:

Figures are as given in the annual report.

^hFigure was computed:

Decedents' estates disposition figure was computed from filings and pending data.

Beginning pending figures were computed from filings, dispositions, and end pending data.

ⁱInformation on time interval or age of pending data:

The number of **law, small claims, and criminal and traffic** cases pending over 36 months are included in the over 12 months category and were not available separately.

Source: Office of the State Court Administrator, 24th Annual Report Relating to Judicial Administration in the Courts of Oregon, 1977 (Salem, Oregon). Statistics are from the annual report except that totals have been computed where necessary.

OREGON COUNTY COURTS^a
Court of limited jurisdiction
9 counties, 9 judges
January 1, 1977 to December 31, 1977

	Beginning pending	Filed	Disposed	End pending
Civil^d:				
Domestic relations:				
Adoption	N/A	26	N/A	N/A
Estate:				
Probate/wills/intestate:				
Decedents' estates	249 ^l	110	139 ^h	220
Guardianship/conservatorship/trusteeship:				
Guardianship and conservatorship	172 ^f	30	27	175
Total	421	140	166	395
Mental health:				
Mental competency	N/A	11	N/A	N/A
Total civil ⁱ	421 ^{f1}	177	166 ^l	395 ^l
Juvenile^d:				
Total juvenile	N/A	223	N/A	N/A
Grand total ^l	421 ^{f1}	400	166 ^l	395 ^l
<u>Age of pending cases</u>				
<u>Over 36 months</u>				
Decedents' estates	67			

Boldface headings indicate the classifications used by the NCSP.

N/A = This case type is handled by the court, but the data are unavailable.

^aCourt jurisdiction:

Four counties handle both **civil** and **juvenile** cases, two handle only **civil**, and three handle only **juvenile** cases in the County Court.

^dCase definition or unit of count:

A civil case is counted with the filing of a petition or complaint.

A juvenile case is counted with the filing of a petition.

^fBeginning pending figure for the 1977 court year does not equal the end pending figure for the 1976 court year:

Figures are as given in the annual report.

^hFigure was computed:

Decedents' estates disposed figure was computed from filing and pending figures.

^lData are not complete:

Total **civil** pending and disposition figures do not include data for **adoption** and **mental health** cases. Filings include data for all categories.

Grand total pending and disposition figures do not include data for **adoption**, **mental competency**, or **juvenile** cases. Filings include data for all categories.

¹Special source or revision in data:

Beginning pending figure for decedents' estates was obtained from Oregon's 1976 annual report.

Source: Office of the State Court Administrator, 23rd, 24th Annual Report Relating to Judicial Administration in the Courts of Oregon, 1976, 1977 (Salem, Oregon). Statistics are from the annual reports except that totals have been computed where necessary.

OREGON JUSTICE COURT¹
Court of limited jurisdiction
44 courts, 44 judges
January 1, 1977 to December 31, 1977

	Beginning pending	Filed	Disposed	End pending
Civil^d:				
Law:				
Civil	420 ^{h1}	899 ¹	821 ¹	498 ¹
Small claims	1,017 ^{h1}	2,592 ¹	2,439 ¹	1,170 ¹
Total civil	1,437 ^{h1}	3,491 ¹	3,260 ¹	1,668 ¹
Criminal^d:				
Misdemeanor:				
Offenses	876 ^{h1}	6,087 ¹	5,830 ¹	1,133 ¹
Total criminal	876 ^{h1}	6,087 ¹	5,830 ¹	1,133 ¹
Traffic:				
Total traffic	9,643 ^{h1}	113,569 ¹	109,337 ¹	13,877 ¹
Grand total ¹	11,958 ^{h1}	123,147 ¹	118,427 ¹	16,678 ¹

Boldface headings indicate the classifications used by the NCSF.

^dCase definition or unit of count:

A civil case is counted with the filing of a petition or complaint.

The criminal case unit of count is the case number assigned at arraignment.

^hFigures were computed:

Beginning pending figures were computed from filing, disposition, and end pending data.

¹Data are not complete:

Only 26 justice courts, out of a total of 44 courts, reported data for 1977.

Source: Office of the State Court Administrator, 24th Annual Report Relating to Judicial Administration in the Courts of Oregon, 1977 (Salem, Oregon). Statistics are from the annual report except that totals have been computed where necessary.

OREGON MUNICIPAL COURT¹
Court of limited jurisdiction
170 courts¹, 170 judges
January 1, 1977 to December 31, 1977

	Beginning pending	Filed	Disposed	End pending
Criminal^d:				
Ordinance violations:				
Other cases	4,507 ^{h1}	18,235 ¹	17,487 ¹	5,255 ¹
Total criminal	4,507 ^{h1}	18,235 ¹	17,487 ¹	5,255 ¹
Traffic:				
Other traffic violation:				
Major traffic offenses	5,139 ^{h1}	11,452 ¹	11,202 ¹	5,389 ¹
Minor traffic offenses	24,634 ^{h1}	132,906 ¹	130,036 ¹	27,504 ¹
Total	29,773 ^{h1}	144,358 ¹	141,238 ¹	32,893 ¹
Total traffic	29,773 ^{h1}	144,358 ¹	141,238 ¹	32,893 ¹
Grand total ¹	34,280 ^{h1}	162,593 ¹	158,725 ¹	38,148 ¹

Trial^d

Criminal	3,776
Traffic:	
Major traffic offenses	4,216
Minor traffic offenses	17,439
Total	21,655
Total	25,431

Boldface headings indicate the classifications used by the NCSF.

^dCase definition or unit of count:

The criminal case unit of count is the case number assigned at arraignment.

A jury trial is counted when the jury is sworn.

A non-jury trial is counted when the first witness is sworn.

^hFigure was computed:

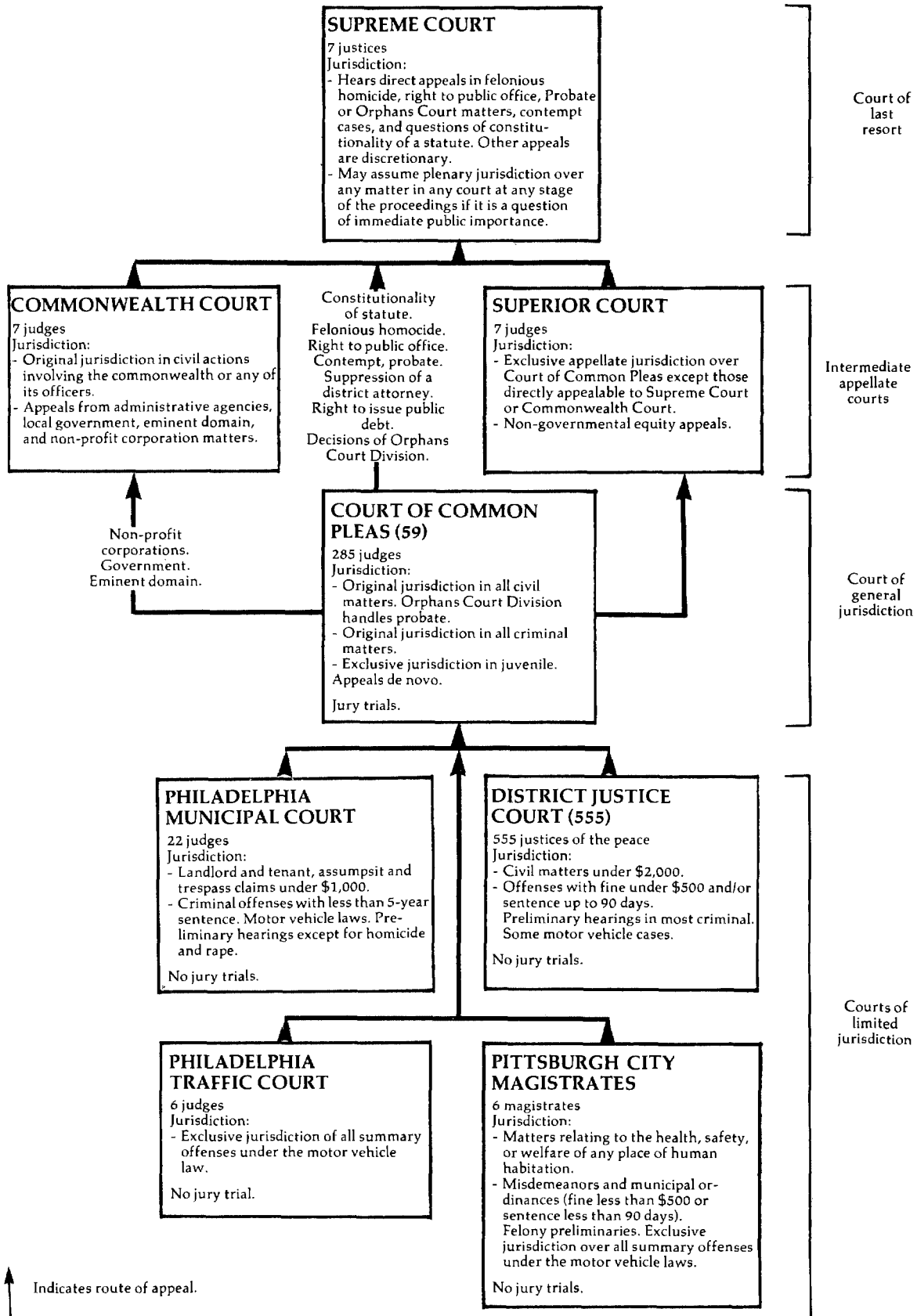
Beginning pending figures were computed from filing, disposition, and end pending data.

¹Data are not complete:

Only 94 Municipal Courts, out of a total of 170 courts, reported data for 1977.

Source: Office of the State Court Administrator, 24th Annual Report Relating to Judicial Administration in the Courts of Oregon, 1977 (Salem, Oregon). Statistics are from the annual report except that totals have been computed where necessary.

PENNSYLVANIA COURT SYSTEM, 1977



PENNSYLVANIA SUPREME COURT
 Court of last resort
 7 justices
 January 1, 1977 to December 31, 1977

	Beginning pending	Filed	Disposed	End pending
Cases:				
Appeals	N/A	705(118) ^e	N/A	N/A
Total appeals	N/A	705(118) ^e	N/A	N/A
Other cases:				
Original proceedings				
Requests to appeal:				
Petitions for allocatur	N/A	844	N/A(118) ^e	N/A
Total other cases.....	N/A	844	N/A(118) ^e	N/A
Total cases.....	N/A	1,549(118) ^e	N/A(118) ^e	N/A
Other proceedings:				
Other matters:				
Miscellaneous petitions	N/A	1,090	N/A	N/A
Total other proceedings	N/A	1,090	N/A	N/A

Manner of disposition

Written opinions filed 473

Boldface headings indicate the classifications used by the NCSP.
 Blank space = Not enough information is known. The case category may or may not be handled by the court.
 N/A = This case type is handled by the court, but the data are unavailable.

^eCases not included in the total to avoid double counting:
 Petitions for allocatur that have been granted are not counted as disposed until the appeal is disposed; a filing is not counted for the resulting appeal. These granted petitions for allocatur are the numbers appearing in parentheses.

Source: Administrative Office of the Pennsylvania Courts, 1977 Annual Report (Philadelphia, Pennsylvania). Statistics are from the annual report except that totals have been computed where necessary.

PENNSYLVANIA SUPERIOR COURT
Intermediate appellate court
7 judges
January 1, 1977 to December 31, 1977

	Beginning pending	Filed	Disposed	End pending
Cases:				
Appeals	N/A	3,700	N/A	N/A
Total appeals	N/A	3,700	N/A	N/A
Other cases:				
Original proceedings				
Requests to appeal				
Total other cases.....				
Total cases	N/A	3,700	N/A	N/A
Other proceedings:				
Other matters:				
Miscellaneous petitions	N/A	5,682	N/A	N/A
Total other proceedings	N/A	5,682	N/A	N/A

Manner of disposition

Written opinions filed 1,550

Boldface headings indicate the classifications used by the NCSP.
Blank space = Not enough information is known. The case category may or may not be handled by the court.
N/A = This case type is handled by the court, but the data are unavailable.

Source: Administrative Office of the Pennsylvania Courts, 1977 Annual Report (Philadelphia, Pennsylvania). Statistics are from the annual report except that totals have been computed where necessary.

PENNSYLVANIA COMMONWEALTH COURT^a
Intermediate appellate court
7 judges
January 1, 1977 to December 31, 1977

	Beginning pending	Filed	Disposed	End pending
Cases:				
Appeals:				
Appeal of trial court case:				
Appeals from Court of Common Pleas	N/A	671	N/A	N/A
Transfers from other courts	N/A	39	N/A	N/A
Appeal of administrative agency case:				
Direct administrative appeals	N/A	1,706	N/A	N/A
Total appeals	N/A	2,416	N/A	N/A
Other cases:				
Original proceedings:				
Original jurisdiction	N/A	248	N/A	N/A
Requests to appeal	N/A	248	N/A	N/A
Total other cases	N/A	248	N/A	N/A
Total cases	N/A	2,664	N/A	N/A

Manner of disposition

Written opinions handed down 691
Withdrawn, discontinued 50
Remanded, transferred, or dismissed 14
Dismissed for lack of prosecution..... 30
Stricken from list 14

Boldface headings indicate the classifications used by the NCSP.
Blank space = Not enough information is known. The case category may or may not be handled by the court.
N/A = This case type is handled by the court, but the data are unavailable.

^aCourt jurisdiction:
The Commonwealth Court only handles cases involving officials or offices of the Commonwealth of Pennsylvania.

Source: Administrative Office of the Pennsylvania Courts, 1977 Annual Report (Philadelphia, Pennsylvania). Statistics are from the annual report except that totals have been computed where necessary.

PENNSYLVANIA COURT OF COMMON PLEAS
 Court of general jurisdiction
 59 courts, 285 judges
 January 1, 1977 to December 31, 1977

	Beginning pending	Filed	Disposed	End pending
Civil^d:				
Domestic relations:				
Marriage dissolution:				
Divorce	16,091	39,953	40,183	15,861
Support/custody:				
Custody	662	4,915	4,619	958
Adoption	846	7,072	7,054	864
Other domestic relations:				
Domestic relations	6,854	50,855 ¹	50,124	7,585
Total	24,453	102,795	101,980	25,268
Estate:				
Probate/wills/intestate:				
Orphans' court audits	1,676	19,375	19,650	1,401
Mental health	228	8,741	8,639	330
Other civil:				
Civil ^d	20,754 ¹	21,307	20,987	21,074
Arbitration	16,182	27,988	28,177	15,993
Total	36,936	49,295	49,164	37,067
Total civil	63,293	180,206	179,433	64,066
Criminal^d:				
Felony/misdemeanor:				
Criminal ^d	23,038	63,045	58,606	23,518
Appeal:				
Miscellaneous ^d	1,487	9,167	8,528	2,126
Postconviction remedy:				
Postconviction appeals	539	846	743	642
Total criminal	25,064	73,058	67,877	26,279 ⁸
Juvenile:				
Total juvenile	4,859	35,614	34,201	6,272
Grand total	93,216 ¹	288,878	281,511	96,617 ⁸

	Trial ^d			Civil dispositions ^m		Criminal (felony/misdemeanor) dispositions		
	Jury	Non-jury	Total	Settlement	Hearing-settled	Guilty pleas	Not guilty	Other
Civil^m	1,839	3,336	5,175	7,984	2,735	26,783	8,873	
Criminal (felony/misdemeanor)	3,127	6,143	9,270	703	1,369	10,553	441	
Total	4,966	9,479	14,445	3,021		161	379	2,146

Boldface headings indicate the classifications used by the NCSP.

^dCase definition or unit of count:

- A civil case is counted with the filing of a petition or complaint.
- The criminal case unit of count is the number of defendants on the information or indictment.
- A jury trial is counted if tried to verdict.
- A non-jury trial is counted if tried to completion (decision).

⁸Change in pending does not equal the difference between filings and dispositions:

Figures are as given in the annual report.

^jExplanation of data included in the category:

- Civil under other civil includes trespass, assumpsit, equity, and miscellaneous civil cases that are counted when the case is placed at issue as ready for trial.
- Criminal under felony/misdemeanor includes felonies, misdemeanors, and trial de novo for appeal.
- Miscellaneous appeals include criminal appeals from District Justice Courts and other miscellaneous court actions.

¹Special source or revision in data:

The number of domestic relations cases filed and the civil beginning pending figures were correctly entered in this profile with the help of the administrative office of the Pennsylvania courts.

^mCategories for disposition type or trial data:

Civil trial and civil disposition data include only civil cases in the other civil category.

Source: Administrative Office of the Pennsylvania Courts, 1977 Annual Report (Philadelphia, Pennsylvania). Statistics are from the annual report except that totals have been computed where necessary.

PENNSYLVANIA DISTRICT JUSTICE COURT
Court of limited jurisdiction
555 courts, 555 justices of the peace
January 1, 1977 to December 31, 1977

	Beginning pending	Filed	Disposed	End pending
Civil^d:				
Law:				
Civil complaints	N/A	159,325	154,077	N/A
Total civil	N/A	159,325	154,077	N/A
Criminal^d:				
Ordinance violation:				
Non-traffic citations	N/A	214,413	183,013	N/A
Preliminary hearing:				
Misdemeanor/felony complaints	N/A	93,869	88,181	N/A
Other criminal:				
Summary complaints	N/A	111,883	88,189	N/A
Total criminal	N/A	420,165	359,383	N/A
Traffic:				
Total traffic	N/A	1,007,724	929,515	N/A
Grand total	N/A	1,587,214	1,442,975	N/A

Non-jury trial^d

Civil	36,059
Criminal	45,112
Traffic	70,988
Total	152,159

Civil dispositions

Settled at or before trial	31,907
Judgment by default	69,166
Withdrawal of complaint	3,447
Dismissed without prejudice	6,287
Closed--no service	5,855
Other	1,356

Criminal dispositions

	Ordinance violation	Preliminary hearing	Other criminal	Total
Non-jury trial:				
Trial conviction	15,983	--	10,787	26,770
Acquitted	11,663	--	6,679	18,342
Guilty plea	126,308	2,224	45,207	173,739
Substantive defective	1,582	--	334	1,916
Withdrawal of prosecution	14,819	14,556	12,188	41,563
Unable to locate	7,701	--	5,085	12,786
Settled at or before trial	1,843	3,987	6,376	12,206
Bound to court at preliminary hearing	--	31,178	--	31,178
Dismissal at preliminary hearing	--	13,893	--	13,893
Waiver of preliminary hearing	--	17,563	--	17,563
Declared fugitive	--	2,147	--	2,147
Other	3,114	2,633	1,533	7,280

Traffic dispositions

Non-jury trial:	
Acquitted	35,380
Trial conviction	35,608
Guilty plea	749,048
Substantive defect	11,092
Withdrawal of prosecution	44,553
Unable to locate	43,340
Other	10,494

Boldface headings indicate the classifications used by the NCSP.

N/A = This case type is handled by the court, but the data are unavailable.

-- = Not applicable.

^dCase definitions or unit of count:

A civil case is counted with the filing of a petition or complaint.

The criminal case unit of count is the number of defendants on the information, indictment, or complaint.

A non-jury trial is counted if tried to completion (decision).

Source: Administrative Office of the Pennsylvania Courts, 1977 Annual Report (Philadelphia, Pennsylvania). Statistics are from the annual report except that totals have been computed where necessary.

PHILADELPHIA MUNICIPAL COURT, PENNSYLVANIA
Court of limited jurisdiction
1 court, 22 judges
January 1, 1977 to December 31, 1977

	Beginning pending	Filed	Disposed	End pending
Civil^d:				
Small claims	5,439	31,744	31,923	5,260
Real property rights:				
Landlord and tenant	1,015	15,989	15,839	1,165
Other civil:				
Code enforcement ^j	<u>3,357</u>	<u>25,141</u>	<u>23,908</u>	<u>4,590</u>
Total civil	9,811	72,874	71,670	11,015
Criminal^d:				
Misdemeanor:				
Criminal	3,693	31,246	30,707	3,858
Private complaints ^j	0	9,047	9,047	0
Total	3,693	40,293	39,754	3,858
Preliminary hearing	<u>757</u>	<u>11,447</u>	<u>11,128</u>	<u>1,076</u>
Total criminal	4,450	51,740	50,882	4,934
Grand total	14,261	124,614	122,552	15,949

Non-jury trial^d
Criminal^m 4,090

Criminal dispositionsⁿ
 Guilty pleas 2,008
 Nolle prossed 13,688
 ARD (rehabilitation program) 10,812

Boldface headings indicate the classifications used by the NCSP.

^dCase definition or unit of count:

A civil case is counted with the filing of a petition or complaint.

The criminal case unit of count is the number of defendants on the information or indictment.

A non-jury trial is counted if tried to completion (decision). There are no jury trials in this court.

^eChange in pending does not equal the difference between filings and dispositions:

Figures are as given in the annual report.

^fExplanation of data included in the category:

"Private complaints" are criminal complaints filed by a private citizen; "criminal" complaints are filed by the police.

Code enforcement pertains to violations regarding housing, property, etc.

^lSpecial source or revision in the data:

This figure was corrected in the Pennsylvania 1978 Annual Report.

^mCategories for disposition type or trial data:

Criminal trials and criminal disposition types are only for the criminal category listed as misdemeanor cases.

Source: Administrative Office of the Pennsylvania Courts, 1977 Annual Report (Philadelphia, Pennsylvania). Statistics are from the annual report except that totals have been computed where necessary.

PITTSBURGH CITY MAGISTRATES COURT, PENNSYLVANIA
Court of limited jurisdiction
1 court, 6 magistrates
January 1, 1977 to December 31, 1977

	Beginning pending	Filed	Disposed	End pending
Criminal^d:				
Preliminary hearing:				
Misdemeanor/felony complaints	N/A	13,331	N/A	N/A
Other criminal:				
Summary complaints	<u>N/A</u>	<u>12,637</u>	<u>N/A</u>	<u>N/A</u>
Total criminal	N/A	25,968	N/A	N/A
Traffic:				
Total traffic	N/A	423,571	N/A	N/A
Grand total	N/A	449,539	N/A	N/A

Boldface headings indicate the classifications used by the NCSP.

N/A = This case type is handled by the court, but the data are unavailable.

^dCase definition or unit of count:

The criminal case unit of count is the number of defendants on the information, indictment, or complaint.

Source: Administrative Office of the Pennsylvania Courts, 1977 Annual Report (Philadelphia, Pennsylvania). Statistics are from the annual report except that totals have been computed where necessary.

PHILADELPHIA TRAFFIC COURT, PENNSYLVANIA
 Court of limited jurisdiction
 1 court, 6 judges
 January 1, 1977 to December 31, 1977

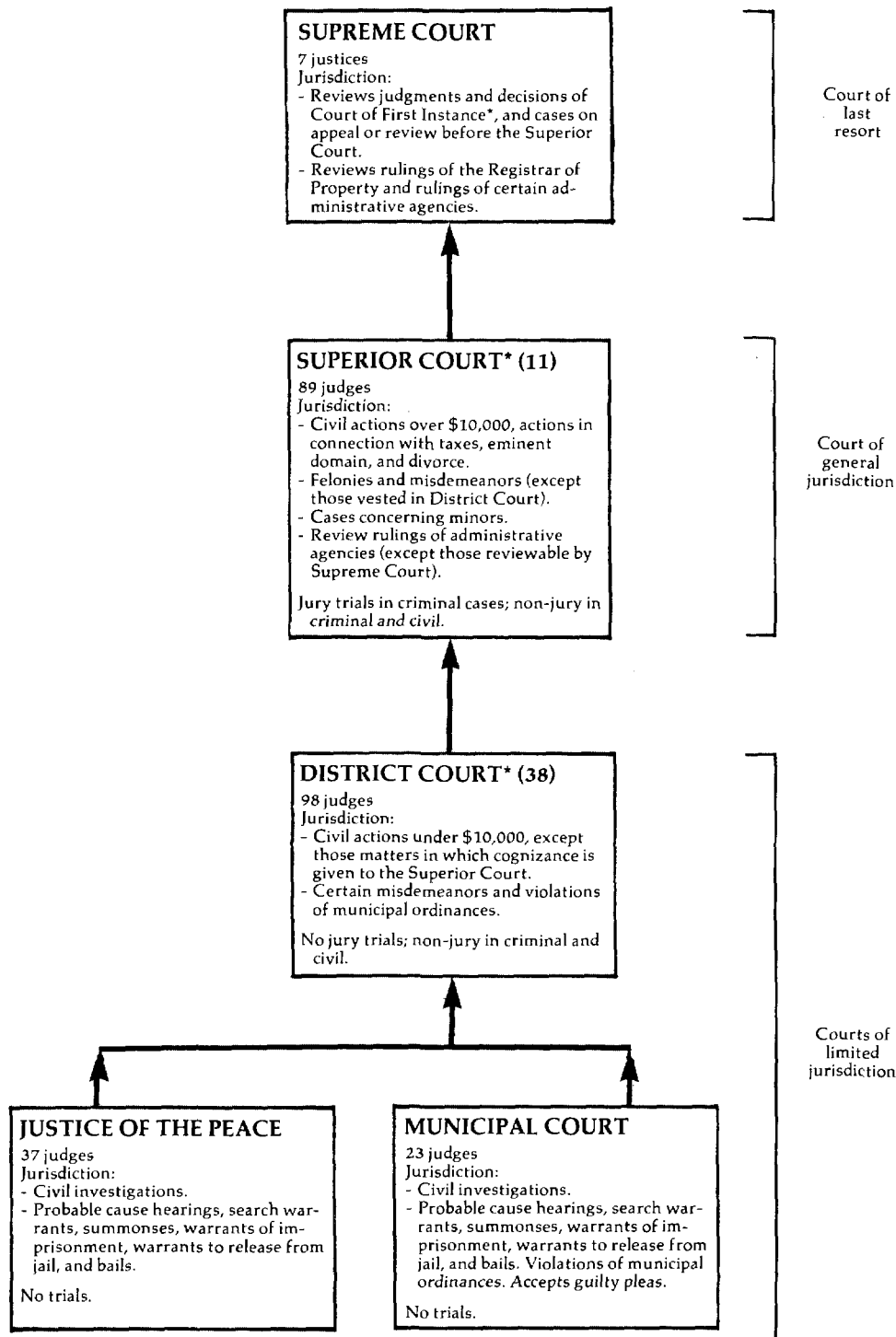
	Beginning pending	Filed	Disposed	End pending
Traffic^d:				
Total traffic	N/A	1,230,642	1,730,333	N/A
Grand total	N/A	1,230,642	1,730,333	N/A

Boldface headings indicate the classifications used by the NCSP.
 N/A = This case type is handled by the court, but the data are unavailable.

^dCase definition or unit of count:
 The traffic case unit of count is the number of defendants on the information, indictment, or complaint.

Source: Administrative Office of the Pennsylvania Courts, 1977 Annual Report (Philadelphia, Pennsylvania). Statistics are from the annual report except that totals have been computed where necessary.

PUERTO RICO COURT SYSTEM, 1977



Indicates route of appeal.
 *The Court of First Instance consists of two divisions: the Superior Court and the District Court.

PUERTO RICO SUPREME COURT
Court of last resort
7 Justices
July 1, 1976 to June 30, 1977

	Beginning pending	Filed ^J	Disposed	End pending
Cases:				
Appeals:				
Civil	18 ^f	51	53	16
Criminal	155	230	233	152
Appeal of administrative agency case:				
Industrial Commission	6 ^f	43	47	2
Governmental	2	8	8	2
Labor Relations Board	5	16	14	7
Board of Electors	1	11	11	1
Total	14 ^f	78	80	12
Total appeals	187	359	366	180
Other cases:				
Original proceedings:				
Original jurisdiction:				
Habeas corpus	2	9	11	0
Mandamus	1	11	11	1
Quo warranto	4	0	0	4
Writ of prohibition	0	2	2	0
Dissolution of corporation	5	0	0	5
Total	12	22	24	10
Disciplinary matter:				
Professional conduct (against lawyer)	14	3	3	14
Bringing of charge (against judge)	0	2	0	2
Total	14	5	3	16
Advisory opinion cases:				
Certifications	0	1	1	0
Total	26	28	28	26
Requests to appeal:				
Certiorari	72 ^f	415	424	63
Civil reviews	165 ^f	446	491	120
Total	237	861	915	183
Total other cases	263	889	943	210
Total cases	450	1,248	1,309	389

Manner of disposition^m

Status of pending cases 6/30/77

	Appeals				Original Proceedings				Requests to appeal	Cases in process	
	Civil	Criminal	Agency	Total	Disciplinary matter	Advisory opinion	to appeal	Total		Submitted	to be resolved
Opinion	6	11	10	27	0	1	48	76	4	11	
Per curiam	2	18	2	22	3	0	15	40	27	125	
									3	9	
									34	145	
Original proceedings:											
									0	10	
									0	17	
									0	0	
									0	27	
									23	160	
									57	332	

Disposition of cases

	Appeals				Original proceedings			Requests to appeal		
	Civil	Criminal	Agency	Total	Original jurisdiction	Disciplinary matter	Advisory opinion	Certiorari	Civil review	Total
Affirmed	15	136	16	167	--	--	--	17	23	207
Reversed	3	24	21	48	--	--	--	78	71	197
Modified	0	9	2	11	--	--	--	19	54	84
Dismissed	29	44	2	75	2	0	0	3	8	88
Writ denied	0	0	33	33	20	--	--	293	319	665
Other	6	20	6	32	2	3	1	14	16	66
Total	53	233	80	366	24	3	1	424	491	1,309

Boldface headings indicate the classifications used by the NCSP.

^fBeginning pending figure for the 1977 court year does not equal the end pending figure for the 1976 court year: Data are as given in the annual report.

^JExplanation of data included in the category:

Filed figures include new filings and restored cases.

^mDisposition type or trial data:

In addition to the 76 signed and 40 per curiam opinions, there were 25 dissenting and 13 concurring opinions.

Source: Office of Court Administration, Annual Report 1976-1977 (Hato Rey, Puerto Rico: 1978). Statistics are from the annual report except that totals have been computed where necessary.

PUERTO RICO SUPERIOR COURT
Court of general jurisdiction
11 districts, 89 judges
July 1, 1976 to June 30, 1977

	Beginning pending	Filed ^j	Disposed	End pending
Civil^d:				
Law:				
Debt collections	2,846 ^f	2,269	2,472	2,643
Wages	294 ^f	140	149	285
Total	3,140 ^f	2,409	2,621	2,928
Tort	8,436 ^f	3,677	4,290	7,823
Contract:				
Contract executions	23	8	15	16
Contract ratification	1	4	2	3
Note cancellation	128 ^f	202	182	148
Specific performance to contract	167 ^f	46	92	121
Contract cancellations	61 ^f	49	49	61
Action of nullification	140 ^f	50	63	127
Affidavits revision	0	0	0	0
Total	520 ^f	359	403	476
Real property rights:				
Property	4,273 ^f	6,326	5,383	5,216
Transfer of farm title	3	5	2	6
Claim of rights	309 ^f	598	497	410
Expropriation	3,169 ^f	522	1,225	2,466
Total	7,754 ^f	7,451	7,107	8,098
Domestic relations:				
Marriage dissolution:				
Divorce	9,239 ^f	20,944	20,670	9,513
Other domestic relations	4,370 ^f	6,870	6,226	5,014
Total	13,609 ^f	27,814	26,896	14,527
Appeal:				
Appeal of administrative agency case:				
Taxes	224 ^f	230	251	203
Dissolution of corporation or firm	17 ^f	5	6	16
Total	241 ^f	235	257	219
Appeal of trial court case:				
Appeals	(j)	(j)	(j)	(j)
Total	241 ^f	235	257	219
Extraordinary writ	1,087 ^f	1,784	1,552	1,319
Other civil:				
Other special proceedings ^j	3,453 ^f	8,645	8,909	3,189
License to bear arms	3,480 ^f	32,012	32,987	2,505
Disability	24 ^f	17	33	8
Other actions ^j	2,079 ^f	1,316	1,320	2,075
Total	9,036 ^f	41,990	43,249	7,777
Total civil	43,823 ^f	85,719	86,375	43,167
Criminal^d:				
Felony	12,989 ^f	12,209	14,365	10,833
Misdemeanor	7,526 ^f	10,400	9,744	8,182
Preliminary hearing	419	899	893	425
Appeal	(j)	(j)	(j)	(j)
Total criminal	20,934 ^f	23,508	25,002	19,440
Juvenile^d:				
Criminal-type offense:				
Charges	1,449 ^f	5,647	5,607	1,489
Total juvenile	1,449 ^f	5,647	5,607	1,489
Grand total	66,206	114,874	116,984	64,096

	Trial ^d			Civil dispositions					
	Jury	Non-jury	Total	Settled	Dismissed	Transfers	Uncontested	Other ^m	
Civil:									
Law	--	372	372	405	1,211	65	91	477	
Tort	--	619	619	1,434	1,957	162	58	60	
Contract	--	80	80	40	148	17	36	82	
Real property rights	--	842	842	1,052	2,602	64	1,718	829	
Domestic relations:									
Marriage dissolution	--	3,023	3,023	19	6,393	299	4,387	6,549	
Other domestic relations	--	628	628	459	2,018	972	2,070	79	
Total	--	3,651	3,651	478	8,411	1,271	6,457	6,628	
Appeal:									
Appeal of administrative agency case	--	80	80	21	76	1	74	5	
Appeal of trial court case	--	(m)	(m)	(m)	(m)	(m)	(m)	(m)	
Total	--	80 ^m	80 ^m	21 ^m	76 ^m	1 ^m	74 ^m	5 ^m	
Extraordinary writs	--	380	380	108	753	38	256	17	
Other civil	--	945	945	931	4,193	190	36,832	158	
Total	--	6,969	6,969	4,469	19,351	1,808	45,522	8,256	
Criminal:									
Felony	502	2,400	2,902						
Misdemeanor	58	2,240	2,298						
Total	560	4,640	5,200						
Grand total	560	11,609	12,169						

(continued on next page)

Criminal dispositions

	Felony	Misdemeanor	Preliminary hearing	Total
Jury trial:				
Convicted	276	26	--	302
Acquitted	226	32	--	258
Non-jury trial:				
Convicted	1,017	815	--	1,832
Acquitted	1,383	1,425	--	2,808
Guilty plea	6,241	3,966	--	10,207
Total conviction	7,534	4,807	--	12,341
Dismissed	5,107	3,161	--	8,268
Transferred	113	131	--	244
Probable cause found	--	--	302	302
No probable cause found	--	--	361	361
Other	2	188	230	420

Age of cases at disposition:

	Time interval (months)												
	less than 3 months	3-6 months	6-9 months	9-12 months	12-18 months	18-24 months	24 months and over						
Civil	50,747	1,067	322	147	91	61	56						
Criminal	345	528	700	642	462	477	861	455	294	136	74	63	163
Juvenile	331	1,539	1,086	325	221	73	64	66	33	36	26	72	

Age of pending cases

	6 months and under	6 months to 1 year	1-2 years	2-3 years	3-4 years	4-5 years	5-6 years	6-7 years	7 years and over
Civil	18,776	7,553	6,904	3,407	2,464	1,473	957	576	1,057
Criminal	6,652	2,712	2,558	2,214	1,643	1,032	798	592	814

Boldface headings indicate the classifications used by the NCSP.
 -- = Not applicable.

dCase definition or unit of count:

A civil case is counted with the filing of a petition or complaint.
 The criminal case unit of count is the number of charges.
 The juvenile case unit of count is the number of charges filed.

A trial is counted if tried to verdict or decision.

fThe beginning pending figure for the 1977 court year does not equal the end pending figure for the 1976 court year:

Figures are as given in the annual report.

JExplanation of data included in the category:

Filed figures include original filings, transfers, and reopened cases.

Appeals of trial court cases are included according to the case type. The number of appeals filed in each category was given, but the number of dispositions and pendings could not be separated. There were 223 civil appeals and 306 criminal appeals filed.

Other special proceedings include declaration of heir, confiscation, permission of law, and recovery.

Other actions include declaration of private title, nullity of fraudulent trespass, and supplementary orders issued to impugn the document.

mCategories for disposition type or trial data:

Civil non-jury trials are the number of contested cases concluded.

Appeal of trial court case data are included according to the case type for civil trial and civil disposition data.

Source: Office of Court Administration, Annual Report 1976-1977 (Hato Rey, Puerto Rico: 1978). Statistics are from the annual report except that totals have been computed where necessary.

PUERTO RICO DISTRICT COURT
 Court of limited jurisdiction
 38 courts, 98 Judges
 July 1, 1976 to June 30, 1977

	Beginning pending	Filed	Disposed	End pending
Civil:				
Law:				
Debt collections	15,756 ^f	31,704	33,011	14,449
Wages	570 ^f	901	862	609
Total	16,326 ^f	32,605	33,873	15,058
Tort	1,793 ^f	1,994	1,989	1,798
Real property rights:				
Property	342 ^f	815	585	572
Domestic relations:				
Family relations	536 ^f	3,274	3,198	612
Appeal:				
Appeal of administrative agency case:				
Taxes	6 ^f	4	7	3
Other civil:				
Special proceedings	1,077 ^f	3,148	3,072	1,153
Other	751 ^f	1,264	1,309	706
Total	1,828 ^f	4,412	4,381	1,859
Total civil	20,831 ^f	43,104	44,033	19,902
Criminal:				
Misdemeanor:				
Criminal categories	11,484 ^f	46,527	47,066	10,945
Ordinance violation:				
Infractions of municipal ordinances except traffic	147 ^f	300	345	102
Preliminary hearing	6,511 ^f	15,240	17,163	4,588
Total criminal	18,142 ^f	62,067	64,574	15,635
Traffic:				
Total traffic	18,494 ^f	71,075	75,397	14,172
Grand total	57,467 ^f	176,246	184,004	49,709

	<u>Trial^d</u>		
	Jury	Non-jury	Total
Civil:^m			
Law	--	2,563	2,563
Tort	--	352	352
Real property rights	--	65	65
Domestic relations	--	59	59
Appeal:			
Appeal of administrative agency case			
	--	2	2
Other civil	--	699	699
Total	--	3,740	3,740
Criminal:			
Misdemeanor	--	10,861	10,861
Ordinance violation	--	41	41
Total	--	10,920	10,920
Traffic	--	6,139	6,139
Grand total	--	20,799	20,799

	<u>Civil dispositions</u>				
	Settled	Dismissed	Transferred	Uncontested	Other
Law	1,221	18,932	666	3,331	7,160
Tort	469	911	105	78	74
Real property rights ..	27	306	45	76	66
Domestic relations	10	182	39	2,629	279
Appeal:					
Appeal of administrative agency case ...					
	0	3	0	1	1
Other civil	140	1,495	141	1,540	366
Total	1,867	21,829	996	7,655	7,946

<u>Traffic dispositions</u>	
Non-jury trial:	
Convicted	2,529
Acquitted	3,610
Guilty plea	50,257
Total conviction	52,786
Dismissed	13,811
Transferred	5,190

	<u>Criminal dispositions</u>			
	Misdemeanor	Ordinance violation	Preliminary hearing	Total
Non-jury trial:				
Convicted	3,079	7	--	3,086
Acquitted	7,782	34	--	7,816
Guilty plea	15,405	201	--	15,602
Total conviction	18,484	208	--	18,692
Dismissed	19,852	101	912	20,865
Transferred	948	2	--	950
Transferred to Superior Court on misdemeanor ...				
	--	--	269	269
Nolle prosequi	--	--	2,616	2,616
Vistas celebradas	--	--	12,031	12,031
Other	--	--	1,335	1,335

(continued on next page)

Boldface headings indicate the classifications used by the NCSP.
-- = Not applicable.

^dCase definition or unit of count:

A civil case is counted with the filing of a petition or complaint.
The criminal case unit of count is the number of charges.
A trial is counted if tried to verdict or decision.

^fThe beginning pending figure for the 1977 court year does not equal the end pending figure for the 1976 court year.

Figures are as given in the annual report.

^jExplanation of data included in the category:

Filed figures include original filings, transfers, and reopened cases.

^mCategories for disposition type or trial data:

Civil non-jury trials are the number of contested **civil** cases concluded by trial.

Source: Office of Court Administration, Annual Report 1976-1977 (Hato Rey, Puerto Rico: 1978). Statistics are from the annual report except that totals have been computed where necessary, and corrections were made by the administrative office of the court during data verification.

PUERTO RICO JUSTICES OF THE PEACE
 Court of limited jurisdiction
 37 judges
 July 1, 1976 to June 30, 1977

	Beginning pending	Filed	Disposed	End pending
Civil^d:				
Total civil	N/A	N/A	6,634	N/A
Criminal^d:				
Preliminary hearing:				
Probable cause	N/A	N/A	66,644 ^j	N/A
Total criminal	N/A	N/A	66,644	N/A
Grand total	N/A	N/A	73,278	N/A

Criminal dispositions

No probable cause 21,649
 Referred to Superior Court 6,890
 Referred to District Court 38,105

Boldface headings indicate the classifications used by the NCSP.
 N/A = This case type is handled by the court, but the data are unavailable.

^dCase definition or unit of count:
 A civil case is counted with the filing of a petition or complaint.
 The criminal case unit of count is the number of charges.
^jExplanation of data included in the category:
 Probable cause dispositions are determinations for both felony and misdemeanor cases.

Source: Office of Court Administration, Annual Report 1976-1977 (Hato Rey, Puerto Rico: 1978). Statistics are from the annual report except that totals have been computed where necessary.

PUERTO RICO MUNICIPAL COURT
 Court of limited jurisdiction
 23 judges
 July 1, 1976 to June 30, 1977

	Beginning pending	Filed	Disposed	End pending
Civil^d:				
Total civil	N/A	N/A	3,512	N/A
Criminal^d:				
Preliminary hearing:				
Probable cause	N/A	N/A	24,242 ^j	N/A
Total criminal	N/A	N/A	24,242	N/A
Grand total	N/A	N/A	27,754	N/A

Criminal dispositions

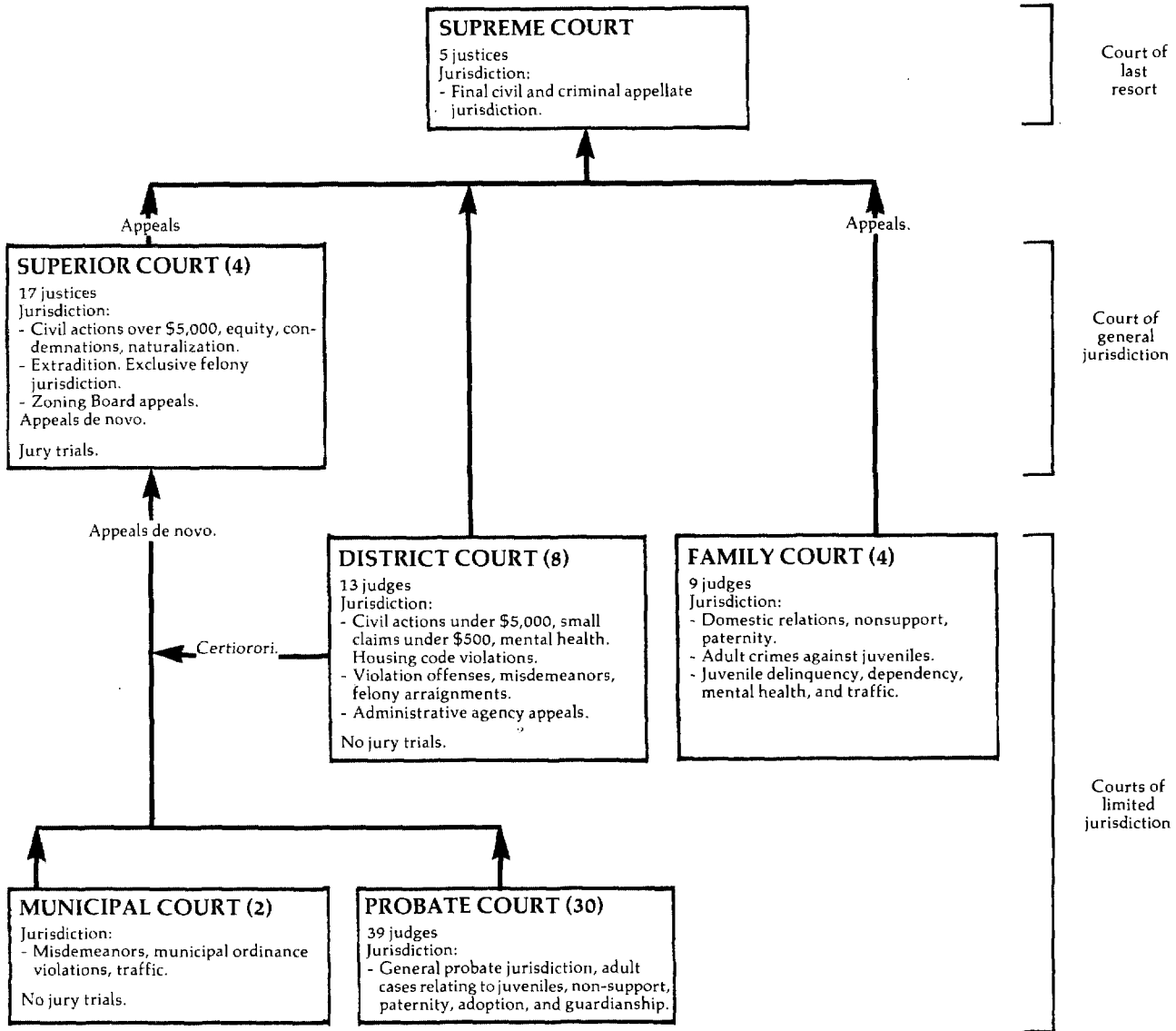
No probable cause 9,020
 Referred to Superior Court 1,311
 Referred to District Court 13,911

Boldface headings indicate the classifications used by the NCSP.
 N/A = This case type is handled by the court, but the data are unavailable.

^dCase definition or unit of count:
 A civil case is counted with the filing of a petition or complaint.
 The criminal case unit of count is the number of charges.
^jExplanation of data included in the category:
 Probable cause dispositions are determinations for both felony and misdemeanor cases.

Source: Office of Court Administration, Annual Report 1976-1977 (Hato Rey, Puerto Rico: 1978). Statistics are from the annual report except that totals have been computed where necessary.

RHODE ISLAND COURT SYSTEM, 1977



↑ Indicates route of appeal.

RHODE ISLAND SUPREME COURT
 Court of last resort
 5 Justices
 October 1, 1976 to September 30, 1977

	Beginning pending	Filed	Disposed	End pending
Cases:				
Appeals:				
Civil:				
Civil	X	175	X	X
Family Court	X	32	X	X
Total	X	207	X	X
Criminal	X	51	X	X
Appeal of administrative agency case:				
Workmen's compensation	X	34	X	X
Total appeals	X	292	X	X
Other cases:				
Original proceedings:				
Original jurisdiction:				
Habeas corpus	X	24	X	X
Miscellaneous petitions	X	12	X	X
Total	X	36	X	X
Disciplinary:				
Bar disciplinary	X	2	2	X
Advisory opinion	X	1	1	X
Total	X	39	X	X
Requests to appeal:				
Certiorari	X	96	X	X
Total other cases	X	135	X	X
Total cases	447	427	353	521
Other proceedings:				
Other matters:				
Arbitrator appointments	0	10	10	0
Petitions on bar exams	0	1	1	0
Total	0	11	11	0
Total other proceedings	0	11	11	0

Manner of disposition

Written opinion	182 ^m
Dismissed/withdrawn	90
Order of court	10
Consolidated	13

Boldface headings indicate the classifications used by the NCSP.

X = The data for this case type are known to be included in the total but were not available by category.

^mInformation on disposition type or trial data:

These 182 opinions were written on 195 cases; 13 cases were consolidated before the opinions were written.

Source: Administrative Office of the Courts, Report on the Judiciary, 1977 (Providence, Rhode Island) and National Center for State Courts, The Appellate Process in the Rhode Island Supreme Court (North Andover, Massachusetts, 1977). Statistics are from the annual report except that totals have been computed where necessary, and additions have been made during verification by the office of the court administrator.

RHODE ISLAND SUPERIOR COURT
 Court of general jurisdiction
 4 counties, 17 justices
 January 1, 1977 to December 31, 1977

	Beginning pending	Filed	Disposed	End pending
Civil^d:				
Appeals:				
Appeal of trial court case:				
Probate appeals	N/A	61	N/A	N/A
Other civil:				
Civil	N/A	5,511	N/A	N/A
Miscellaneous petitions	N/A	769	N/A	N/A
Total	<u>N/A</u>	<u>6,280</u>	<u>N/A</u>	<u>N/A</u>
Total civil	N/A	6,341	N/A	N/A
Criminal^d:				
Felony:				
Indictments	N/A	2,267	N/A	N/A
Misdemeanor	N/A	601 ^h	N/A	N/A
Appeal	<u>N/A</u>	<u>285¹</u>	<u>N/A</u>	<u>N/A</u>
Total criminal	N/A	3,153	N/A	N/A
Grand total	N/A	9,494	N/A	N/A

Boldface headings indicate the classifications used by the NCSP.
 N/A = This case type is handled by the court but the data are unavailable.

^dCase definition or unit of count:
 A civil case is counted with the filing of a petition or complaint.
 The criminal case unit of count is the number of indictments.

^hFigure was computed:
 Misdemeanor filing figure was obtained by subtracting the number of appeals of District Court cases from the total number of cases transferred to the Superior Court from the District Court. These misdemeanor cases are transferred to the Superior Court for jury trial.

¹Special source or revision in data:
 Criminal appeal filing figure was obtained from District Court data.

Source: Administrative Office of the Courts, Report on the Judiciary, 1977 (Providence, Rhode Island). Statistics are from the annual report except that totals have been computed where necessary.

RHODE ISLAND FAMILY COURT
 Court of limited jurisdiction
 4 counties, 9 judges
 January 1, 1977 to December 31, 1977

	Beginning pending	Filed	Disposed	End pending
Civil^d:				
Domestic relations:				
Marriage dissolution:				
Absolute divorce	N/A	4,825	X	N/A
Support/custody:				
Bed and board	N/A	271	X	N/A
Nonsupport of minor children	N/A	0	N/A	N/A
Total	N/A	271	N/A	N/A
Adoption	N/A	418	N/A	N/A
Other domestic relations:				
Bastardy	N/A	5	N/A	N/A
Termination of parental rights	N/A	133	N/A	N/A
Alleged paternity	N/A	1	N/A	N/A
Other	N/A	13	N/A	N/A
Other dispositions of absolute divorce and bed and board ...	--	--	261	--
Total	N/A	152	261 ⁱ	N/A
Total	N/A	5,666	3,498 ⁱ	N/A
Other civil:				
Change of name	N/A	1	N/A	N/A
Total civil	N/A	5,667	3,498 ⁱ	N/A
Criminal^d:				
Other criminal:				
Neglect of children	N/A	0	N/A	N/A
Neglect to send children to school	N/A	1	N/A	N/A
Contributing to delinquency of a minor	N/A	7	N/A	N/A
Battered children (by father)	N/A	0	N/A	N/A
Total	N/A	8	N/A	N/A
Total criminal	N/A	8	N/A	N/A
Traffic:				
Other traffic violation:				
Juvenile motor vehicle	N/A	828	N/A	N/A
Total traffic	N/A	828	N/A	N/A
Juvenile:				
Criminal-type offense:				
Wayward/delinquent	N/A	4,464	N/A	N/A
Non-offense:				
Dependency and neglect	N/A	180	N/A	N/A
Diverted to Youth Diversionary Unit	N/A	940	N/A	N/A
Battered/abused children	N/A	74	N/A	N/A
Total	N/A	1,194	N/A	N/A
Other juvenile:				
Child marriages	N/A	59	N/A	N/A
Other	N/A	44	N/A	N/A
Total	N/A	103	N/A	N/A
Total juvenile	N/A	5,761	N/A	N/A
Grand total	N/A	12,264	3,498 ⁱ	N/A

Boldface headings indicate the classifications used by the NCSP.
 N/A = This case type is handled by the court, but the data are unavailable.
 X = The data for this case type are known to be included in the total but were not available by category.
 -- = Not applicable.

^dCase definition or unit of count:
 A civil case is counted with the filing of a petition or complaint.
 The criminal case unit of count is the number of indictments or complaints.

ⁱData are not complete:
 Total domestic relations, total civil, and grand total disposed figures do not include all the reported case categories. Dispositions were reported for the categories of absolute divorce and bed and board only.

Source: Administrative Office of the Courts, Report on the Judiciary, 1977 (Providence, Rhode Island). Statistics are from the annual report except that totals have been computed where necessary.

RHODE ISLAND DISTRICT COURT
Court of limited jurisdiction
8 divisions, 13 judges
January 1, 1977 to December 31, 1977

	Beginning pending	Filed	Disposed	End pending
Civil^d:				
Law:				
Regular civil	N/A	22,430	16,970 ^j	N/A
Small claims	N/A	<u>6,058</u>	<u>4,275^j</u>	N/A
Total civil	N/A	28,488	21,245	N/A
Criminal^d:				
Misdemeanor ^j	N/A	23,211 ^j	25,881 ^j	N/A
Preliminary hearing:				
Felony	N/A	<u>6,907</u>	<u>8,339</u>	N/A
Total criminal	N/A	30,118	34,220	N/A
Traffic:^j				
Total traffic ^j	N/A	(j)	(j)	N/A
Grand total	N/A	58,606	55,465	N/A
	<u>Non-jury trial^d</u>		<u>Civil dispositions</u>	
	Civil (Law)		Law	Small
	Criminal	Hearing judgments	--	claims
	Total	Defaults and stipulations ...	13,971	547
	2,999			17,699
	12,404 ^m			
	15,403			

Boldface headings indicate the classifications used by the NCSP.
N/A = This case type is handled by the court but the data are unavailable.
-- = Not applicable.

^dCase definition or unit of count:

A civil case is counted with the filing of a petition or complaint.
The criminal case unit of count is the number of indictments or complaints.
A non-jury trial is counted at the point when an opening statement or the introduction of any evidence occurs. Criminal trials include changed pleas.

^jExplanation of data included in the category:

Civil law disposition figure was assumed to be the sum of trials and judgments after default.
Small claims disposed were assumed to be the sum of small claims hearings, defaults, and settlements.
Traffic cases not handled by the Administrative Adjudication Division of the Department of Transportation are included with the misdemeanor data.

^mInformation on disposition type on trial data:

The number of criminal trials includes cases disposed after a changed plea.

Source: Administrative Office of the Courts, Report on the Judiciary, 1977 (Providence, Rhode Island). Statistics are from the annual report except that totals have been computed where necessary.

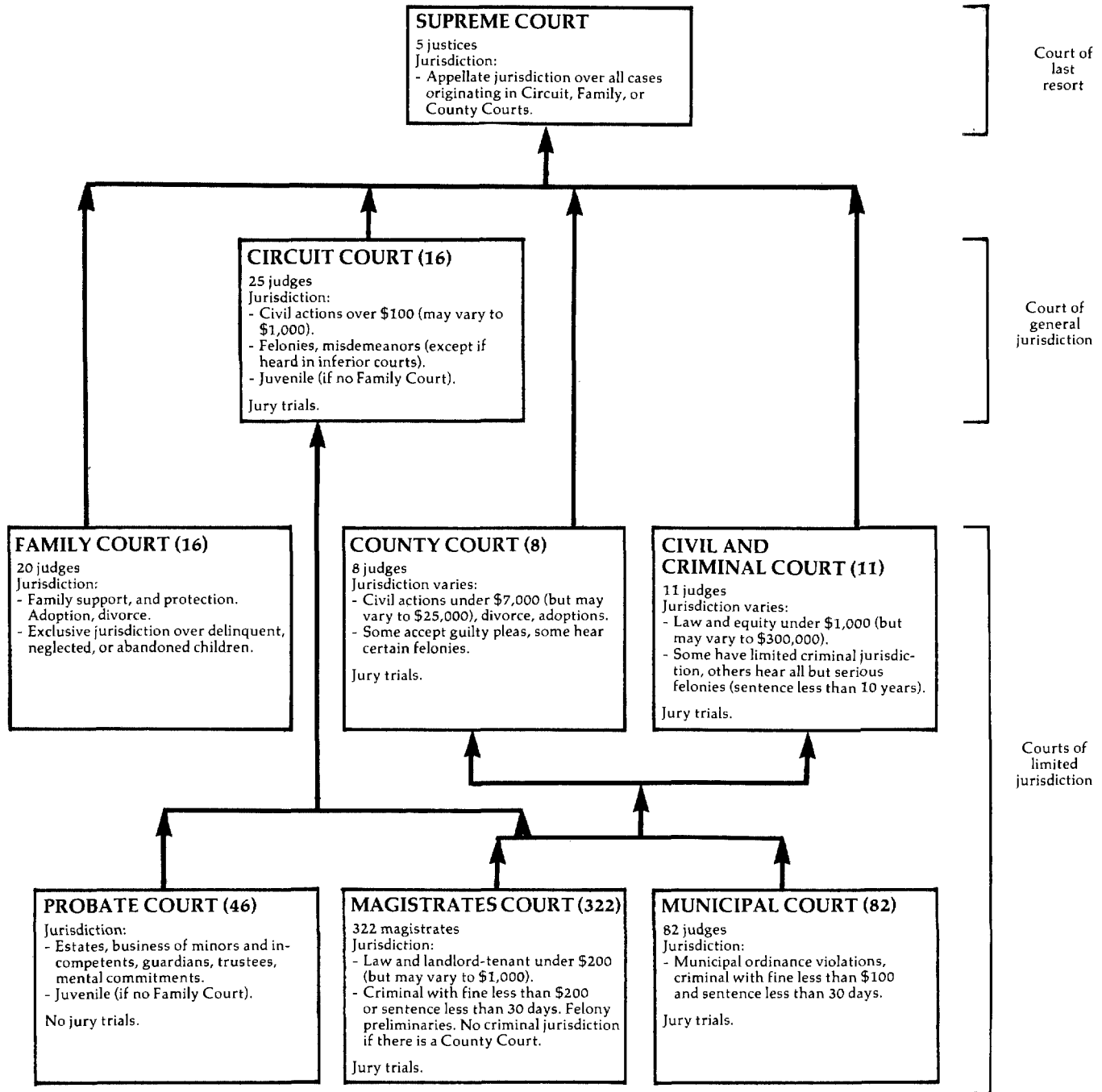
RHODE ISLAND MUNICIPAL COURT
Court of limited jurisdiction
2 courts
January 1, 1977 to December 31, 1977

There were no data available for cases handled in the Municipal Court for 1977. The Municipal Courts are local courts operated independently by two cities.

RHODE ISLAND PROBATE COURT
Court of limited jurisdiction
39 courts, 39 judges
January 1, 1977 to December 31, 1977

There were no data available for cases handled in the Probate Court for 1977. The Probate Court function is handled by independent probate judges chosen and paid by each of the 39 cities and towns.

SOUTH CAROLINA COURT SYSTEM, 1977



↑ Indicates route of appeal.

SOUTH CAROLINA SUPREME COURT
 Court of last resort
 5 Justices
 January 1, 1977 to December 31, 1977

	Beginning pending	Filed	Disposed	End pending
Cases:				
Appeals:				
Civil	146	278	189	235
Criminal	41	173	192	22
Postconviction remedy:				
Postconviction	4	22	19	7
Total appeals	191	473	400	264
Other cases:				
Original proceedings:				
Original jurisdiction:				
Original proceedings	0	3	3	0
Habeas corpus	0	0	0	0
Total	0	3	3	0
Disciplinary matter				
Disciplinary matter	2	11	13	0
Total	2	14	16	0
Requests to appeal				
Requests to appeal	2	14	16	0
Total other cases	2	14	16	0
Total cases	193	487	416	264
Other proceedings:				
Rehearing requests	0	42	42	0
Total other proceedings	0	42	42	0

<u>Manner of disposition</u>		<u>Disposition of appeals</u>	
Written opinion	186	Affirmed	256
Per curiam	55	Reversed	23
Memorandum	147	Reversed and remanded	48
Dismissal/withdrawal	28	Affirmed and remanded	3
		Remanded	4
		Other	82

Boldface headings indicate the classifications used by the NCSP.
 Blank space = Not enough information is known. The case category may or may not be handled by the court.

Explanation of data included in the category:
Civil appeals include regular and Rule 29 appeals.
Criminal appeals include regular and "no merit" appeals.

Source: Unpublished data provided by the clerk of the Supreme Court. Statistics are from the unpublished data except that totals have been computed where necessary.

SOUTH CAROLINA CIRCUIT COURT
Court of general jurisdiction
16 circuits, 25 judges
January 1, 1977 to December 31, 1977

	Beginning pending	Filed	Disposed	End pending
Civil^d:				
Total civil	15,813 ^f	29,259	28,905	16,167
Criminal^d:				
Felony/misdemeanor:				
Criminal ^j	8,618 ^f	30,829	29,670 ^l	9,777 ^l
Total criminal ^j	8,618 ^f	30,829	29,670 ^l	9,777 ^l
Grand total ^j	24,431 ^f	60,088	58,575	25,944

<u>Trial^d</u>	<u>Civil dispositions</u>	<u>Criminal dispositions</u>
Civil	890	470 ^l
	Settlement	Transfer to other court
	Voluntary dismissal	1,728
	Involuntary dismissal/nonsuit ...	6,983
	Default	1,318
	Transfer to other court	5,150
	Final order	2,614
	Other disposition	6,708
		3,514

Boldface headings indicate the classifications used by the NCSP.

^dCase definition or unit of count:

A civil case is counted with the filing of a petition or complaint.
The criminal case unit of count is the number of indictments.

A trial is counted if the case is concluded by trial, and judgment on the verdict has been rendered and filed.

^fBeginning pending figure for the 1977 court year does not equal the end pending figure for the 1976 court year:

Figures are as given in the unpublished data.

^jExplanation of data included in the category:

Criminal data for **felony/misdemeanor**, total criminal, and grand total include **criminal** cases handled in the County Court and the Civil and Criminal Court.

^lSpecial source or revision in data:

Corrected **criminal** disposition and end pending figures were supplied by the court administration office during the data verification process.

Source: Unpublished data provided by the South Carolina Court Administration Office and South Carolina office of the Attorney General.

Statistics are from unpublished data except that totals have been computed where necessary, and corrections were made by the court administration office during the process of data verification.

SOUTH CAROLINA COUNTY COURT AND CIVIL AND CRIMINAL COURT
Court of limited jurisdiction
8 courts, 8 judges; 11 courts, 11 judges
January 1, 1977 to December 31, 1977

	Beginning pending	Filed	Disposed	End pending
Civil^d:				
Total civil	14,790 ^f	14,586	20,711	8,665
Criminal^d:				
Total criminal	(k)	(k)	(k)	(k)
Grand total	14,790 ^f	14,586 ^l	20,711 ^l	8,665 ^l

<u>Trial^d</u>	<u>Civil dispositions</u>
Civil	515
	Settlement
	Voluntary dismissal
	Involuntary dismissal/nonsuit ...
	Default
	Transfer to other court
	Final order
	Other disposition
	1,067
	2,453
	1,094
	4,971
	4,472
	3,129
	3,010

Boldface headings indicate the classifications used by the NCSP.

^dCase definition or unit of count:

A civil case is counted with the filing of a petition or complaint.
The criminal case unit of count is the number of indictments.

A trial is counted if the case is concluded by trial, and judgment on the verdict has been rendered and filed.

^fBeginning pending figure for the 1977 court year does not equal the end pending figure for the 1976 court year:

Figures are as given in the unpublished data.

^lData are not complete:

Grand total figures do not include criminal data.

These data are included in the **criminal** section of the Circuit Court data chart.

Source: Unpublished data provided by the South Carolina Court Administration Office. Statistics are from the unpublished data except that totals have been computed where necessary.

SOUTH CAROLINA FAMILY COURT
 Court of limited jurisdiction
 16 courts, 20 judges
 January 1, 1977 to December 31, 1977

	Beginning pending	Filed	Disposed	End pending
Civil:				
Domestic relations:				
Marriage dissolution:				
Divorce	X	X	11,084	X
Legal separation	X	X	877	X
Annulment	X	X	231	X
Total	X	X	12,192	X
Support/custody:				
Custody	X	X	2,586	X
Support	X	X	7,210	X
Visitation	X	X	775	X
Total	X	X	10,571	X
Adoption				
	X	X	1,199	X
Other domestic relations:				
All other categories	X	X	11,590	X
Total	<u>14,223^f</u>	<u>38,746</u>	<u>35,552</u>	<u>17,417</u>
Total civil	14,223 ^f	38,746	35,552	17,417
Traffic:				
Other traffic violation:				
Juvenile--traffic law violation	X	X	1,705	X
Total traffic	X	X	1,705	X
Juvenile:				
Criminal-type offense:				
Delinquency	X	X	2,983	X
Felony	X	X	3,552	X
Misdemeanor	X	X	3,547	X
Drug law	X	X	432	X
Total	X	X	10,514	X
Other juvenile:				
Mental commitment of minor	X	X	39	X
Habeas corpus	X	X	6	X
Other	X	X	3,737	X
Total	X	X	3,782	X
Total juvenile	X	X	14,296	X
Grand total	17,502 ^f	54,272	51,553	20,221

Boldface headings indicate the classifications used by the NCSP.

X = The data for this case type are known to be included in the total but were not available by category.

^dCase definition or unit of count:

A civil case is counted with the filing of a petition or complaint.

^fBeginning pending figure for the 1977 court year does not equal the end pending figure for the 1976 court year:

Figures are as given in the unpublished data.

Source: Unpublished data provided by the South Carolina Court Administration Office. Statistics are from the unpublished data except that totals have been computed where necessary.

SOUTH CAROLINA MAGISTRATE COURT
Court of limited jurisdiction
322 courts, 322 magistrates
January 1, 1977 to December 31, 1977

	Beginning pending	Filed	Disposed	End pending
Civil^d:				
Law:				
Civil	N/A	105,856	95,320	N/A
Total civil	N/A	105,856	95,320	N/A
Criminal^d:				
Misdemeanor:				
Non-traffic	N/A	60,314	X	N/A
Preliminary hearing	N/A	15,912	16,032	N/A
Total criminal	N/A	76,226	X	N/A
Traffic:				
DWI/DUI:				
Driving under the influence	N/A	12,075	X	N/A
Other traffic violation:				
Other	N/A	387,593	X	N/A
Total traffic	N/A	399,668	X	N/A
Grand total	N/A	581,750	568,690	N/A

Trial ^d			Criminal dispositions (preliminary hearing)	
	Jury	Non-jury	Total	
Civil	374	94,946	95,320	
Criminal and traffic	2,372	454,966	457,338	Bound over
Total	2,746	549,912	552,658	Discharged
				11,823
				4,209

Boldface headings indicate the classifications used by the NCSP.
N/A = This case type is handled by the court, but the data are unavailable.
X = The data for this case type are known to be included in the total but were not available by category.

^dCase definition or unit of count:
A civil case is counted with the filing of a petition or complaint.
The criminal case unit of count is the number of indictments.
A jury trial is counted if the case is concluded by jury, and judgment on the verdict has been rendered and filed. All cases not concluded by jury trial are considered non-jury trials.

Source: Unpublished data provided by the South Carolina Court Administration Office. Statistics are from the unpublished data except that totals have been computed where necessary.

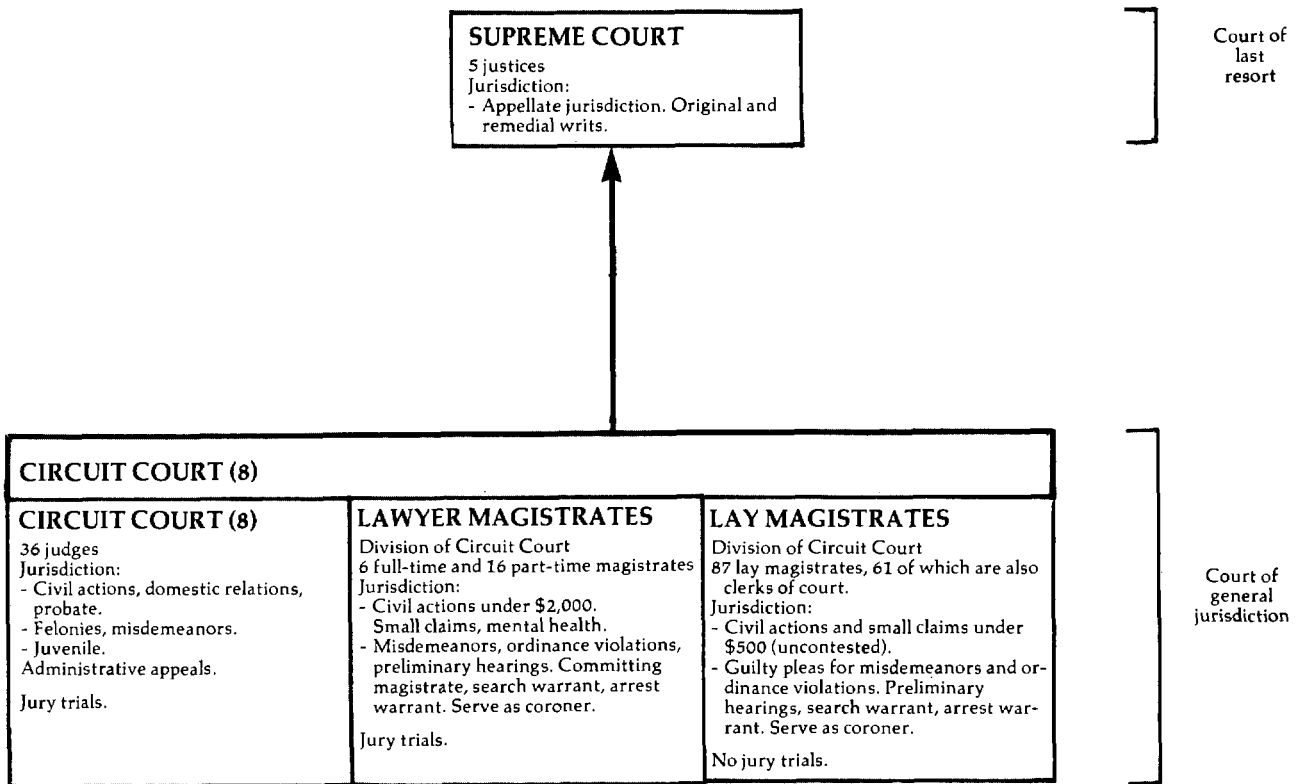
SOUTH CAROLINA PROBATE COURT
Court of limited jurisdiction
46 courts
January 1, 1977 to December 31, 1977

There were no data available for cases handled in the Probate Court for 1977.

SOUTH CAROLINA MUNICIPAL COURT
Court of limited jurisdiction
82 courts, 82 judges
January 1, 1977 to December 31, 1977

There were no data available for cases handled in the Municipal Court for 1977.

SOUTH DAKOTA COURT SYSTEM, 1977



↑ Indicates route of appeal.

SOUTH DAKOTA SUPREME COURT
Court of last resort
5 Justices
January 1, 1977 to December 31, 1977

	Beginning pending	Filed	Disposed	End pending
Cases:				
Appeals:				
Total appeals	270 ^d	257 ^k (2) ^e	222	307 ^h
Other cases:				
Original proceedings:				
Original jurisdiction:				
Habeas corpus	N/A	X	3	N/A
Mandamus	N/A	X	0	N/A
Prohibition	N/A	X	2	N/A
Bail	N/A	X	0	N/A
Writs	N/A	X	0	N/A
Certificate of probable cause	N/A	2	2	N/A
Execution stay	N/A	X	0	N/A
Total	N/A	X	7	N/A
Disciplinary:				
Attorney suspension/disbarment	N/A	X	1	N/A
Certiorari	N/A	X	1	N/A
Total	N/A	X	2	N/A
Total	N/A	15	9	N/A
Requests to appeal:				
Petition for allowance of appeal	N/A	16	15 (2) ^e	N/A
Total other cases	N/A	31	24 (2) ^e	N/A
Total cases	270^d	288 (2)^e	246 (2)^e	307^h
Other proceedings:				
Rehearing requests	3 ^l	22	23	2 ^h
Total other proceedings	3 ^l	22	23	2 ^h

<u>Manner of disposition</u>		<u>Disposition of appeals</u>	
Opinion	99 ^m	Remanded	0
		Orders dismissing appeals	92 ^m

Boldface headings indicate the classifications used by the NCSP.
N/A = This case type is handled by the court, but the data are unavailable.
X = The data for this case type are known to be included in the total but were not available by category.

- ^eCases not included in the total to avoid double counting:
Petitions for allowance of appeal granted are not counted as disposed until the appeal is disposed; a filing is not counted for the appeal. These granted petitions are the numbers appearing in parentheses.
- ^hFigure was computed:
End pending figures were computed from filing, disposition, and beginning pending data.
- ^dData are not complete:
Pending figures for total cases include only appeals pending data.
- ^kAdditional information:
Appeals filed figure includes 10 reinstated appeals.
- ^lSpecial source or revision in the data:
Beginning pending figures were taken from the 1976 court profile, where they are given as end pending figures for the 1976 court year.
- ^mCategories for disposition type or trial data:
There were 130 cases disposed by 99 opinions.
There were 92 cases disposed of by 90 dismissals.

Source: Clerk, Supreme Court, monthly "Business of the Court" statistical reports (unpublished). Calendar year totals were computed from monthly reports. Statistics are from the monthly reports except that totals have been computed where necessary.

SOUTH DAKOTA CIRCUIT COURT¹
Court of general jurisdiction
8 circuits, 36 judges^c
July 1, 1976 to June 30, 1977

	Beginning pending	Filed	Disposed	End pending
Civil^d:				
Small claims	N/A	N/A	8,196	N/A
Domestic relations:				
Marriage dissolution:				
Divorce	N/A	N/A	2,514	N/A
Other civil	N/A	N/A	4,702	N/A
Total civil	N/A	N/A	15,412	N/A
Criminal^d:				
Felony	N/A	N/A	2,398	N/A
Misdemeanor:				
High grade misdemeanors	N/A	N/A	10,875	N/A
Low grade misdemeanors	N/A	N/A	78,764	N/A
Total	N/A	N/A	89,639	N/A
Total criminal	N/A	N/A	92,037	N/A
Traffic:				
Total traffic	N/A	N/A	N/A	N/A
Juvenile^k:				
Criminal-type offense:				
Delinquency	N/A	3,020	3,865	N/A
Status offense:				
Child in need of supervision	N/A	499	622	N/A
Total juvenile	N/A	3,519	4,487	N/A
Grand total	N/A	3,519 ^l	111,936 ^l	N/A

	Trial ^d			Criminal dispositions			
	Jury	Non-jury ^m	Total	Felony	High grade misdemeanors	Total	
Civil:							
Small claims	--	1,521	1,521				
Domestic relations	--	259	259				
Other civil	136	569	705				
Total	136	2,349	2,485				
Criminal^m:							
Felony	167	47	214				
High grade misdemeanors	184	467	651				
Total	351	514	865				
Grand total	487	2,863	3,350				
				Jury trial:			
				Convicted	116	121	237
				Acquitted	51	63	114
				Non-jury trial:			
				Convicted	41	413	454
				Acquitted	6	54	60
				Guilty plea	894	7,248	8,142
				Dismissed	574	1,632	2,206
				Pre Hearing	716	1,344	2,060

Boldface headings indicate the classifications used by the NCSP.
N/A = This case type is handled by the court, but the data are unavailable.

^cJudge information:
This court is also served by 6 full-time and 16 part time Lawyer Magistrates, 26 Lay Magistrates, and 61 Clerk/Magistrates.

^dCase definition or unit of count:
A civil case is counted with the filing of a petition or complaint.
The criminal case unit of count is the number of informations or indictments.
The juvenile case unit of count is the number of referrals.
A jury trial is counted when the jury is sworn.
A non-jury trial is counted at the point when an opening statement or the introduction of any evidence occurs.

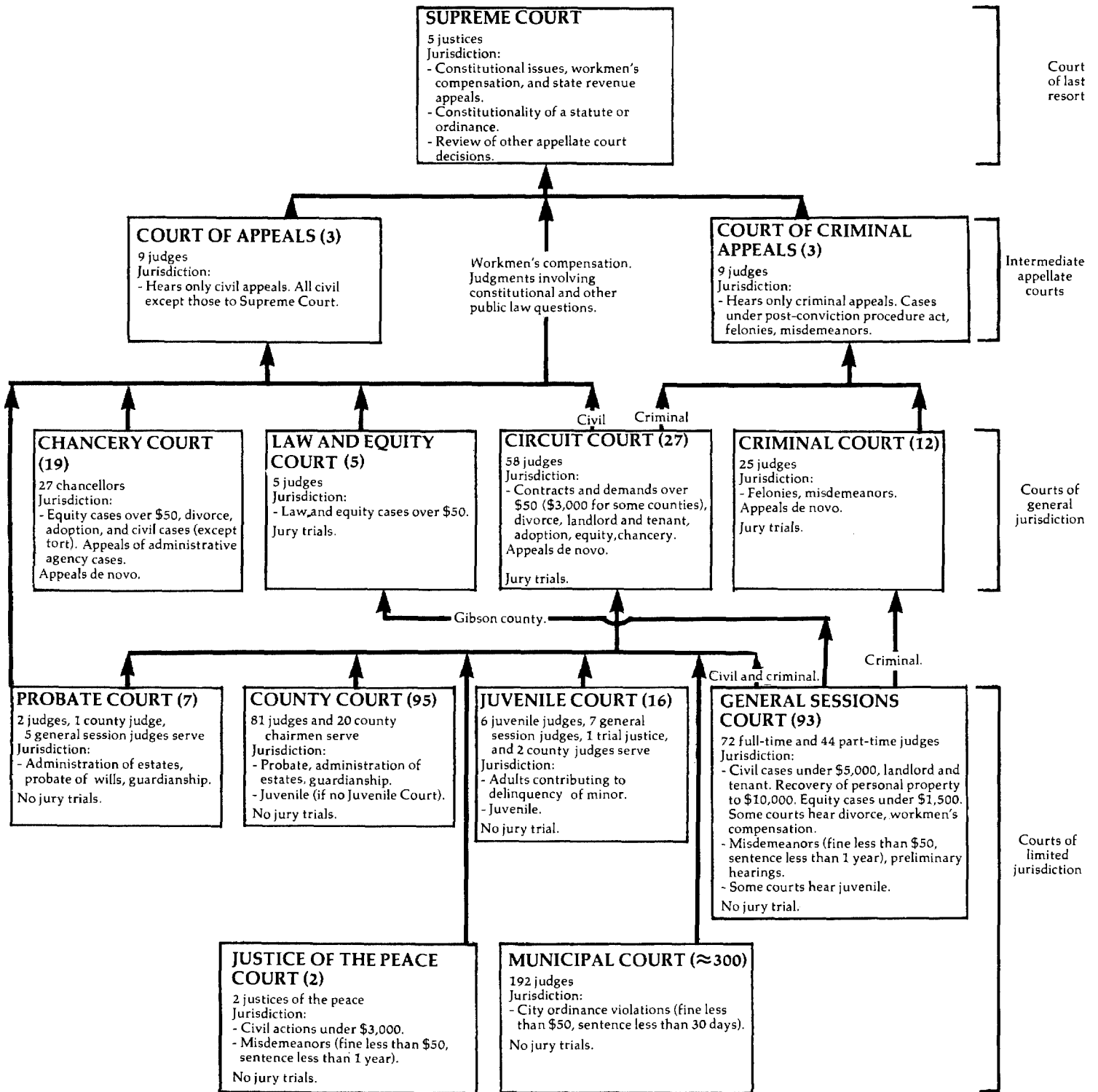
^lData are not complete:
Circuit Court figures do not include data for the 10.2 full-time equivalent Lay Magistrates or 13 Lawyer Magistrates of the Circuit Court.
Grand total filed figure includes juvenile filings only.
Grand total disposition figures do not include any traffic data.

^kAdditional information:
The juvenile caseload is handled by the court services department. There were 46.5 full-time equivalent court service officers during 1977.

^mCategories for disposition type or trial data:
Civil non-jury trial data include contested **small claims** and **domestic relations** cases.
Criminal trial and disposition data include only **felony** and **high grade misdemeanor** cases.

Source: Court Administrator's Office, **Benchmark: A Biannual Report of the South Dakota Unified Judicial System, FY 76-77** (Pierre, South Dakota: 1978). Statistics are from the biannual report except that totals have been computed where necessary.

TENNESSEE COURT SYSTEM, 1977



TENNESSEE SUPREME COURT
Court of last resort
5 justices
January 1, 1977 to December 31, 1977

	Beginning pending	Filed	Disposed	End pending
Cases:				
Appeals:				
Civil:				
Court of origin:				
Circuit	N/A	97 (X) ^e	X	N/A
Law and equity	N/A	3 (X) ^e	X	N/A
Chancery	N/A	105 (X) ^e	X	N/A
Probate	N/A	2 (X) ^e	X	N/A
Total	N/A	207 (X) ^e	X	N/A
Criminal	N/A	25 (X) ^e	X	N/A
Total appeals	N/A	232 (98) ^e	314	N/A
Other cases:				
Requests to appeal:				
Certiorari	N/A	647	512 (98) ^e	N/A
Total other cases	N/A	647	512 (98) ^e	N/A
Total cases	N/A	879 (98) ^e	826 (98) ^e	N/A

<u>Manner of disposition</u>		<u>Disposition of cases</u>	
Opinion	244 ^m	Dismissals	17
Per curiam	3	Remanded without opinion	15
		Transferred	35
		Withdrawn	0
		Appeals	to appeal
			1
			--
			1
			1

Boldface headings indicate the classifications used by the NCSP.
N/A = This case type is handled by the court, but the data are unavailable.
X = The data for this case type are known to be included in the total but were not available by category.
-- = Not applicable.

^eCases not included in the total to avoid double counting:
Petitions for certiorari granted are not counted as disposed until the appeal is disposed; a filing is not counted for the resulting appeal.

These granted petitions are the numbers appearing in parentheses.

^mInformation on disposition type or trial data:
Opinions include concurring and dissenting opinions.

Source: Executive Secretary, Supreme Court of Tennessee, 1977 Annual Report (Nashville, Tennessee). Statistics are from the annual report except that totals have been computed where necessary.

TENNESSEE COURT OF APPEALS²
Intermediate appellate court
3 divisions, 9 judges
January 1, 1977 to December 31, 1977

	Beginning pending	Filed	Disposed	End pending
Cases:				
Appeals:				
Civil	N/A	758	785	N/A
Total appeals	N/A	758	785	N/A
Other cases:				
Requests to appeal				
Total other cases				
Total cases	N/A	758	785	N/A

<u>Manner of disposition</u>		<u>Disposition of appeals</u>	
Opinion	706 ^m	Dismissed	59
Per curiam	8	Transferred	7

Boldface headings indicate the classifications used by the NCSP.
Blank space = Not enough information is known. The case category may or may not be handled by the court.
N/A = This case type is handled by the court, but the data are unavailable.

²Court jurisdiction:
This court has civil jurisdiction only.
^mInformation on disposition type or trial data:
Opinions include concurring and dissenting opinions.

Source: Executive Secretary, Supreme Court of Tennessee, 1977 Annual Report (Nashville, Tennessee). Statistics are from the annual report except that totals have been computed where necessary.

TENNESSEE COURT OF CRIMINAL APPEALS^a
Intermediate appellate court
3 divisions, 9 judges
January 1, 1977 to December 31, 1977

	Beginning pending	Filed	Disposed	End pending
Cases:				
Appeals:				
Criminal	N/A	633	X	N/A
Total appeals	N/A	633	X	N/A
Other cases:				
Original proceedings:				
Original jurisdiction:				
Habeas corpus	N/A	81	X	N/A
Requests to appeal	N/A	81	X	N/A
Total other cases	N/A	81	X	N/A
Total cases	N/A	714	770	N/A

<u>Manner of disposition</u>		<u>Disposition of cases</u>	
Opinion	703 ^m	Dismissals	17
Per curiam	3	Transferred	2

Boldface headings indicate the classifications used by the NCSP.
Blank space = Not enough information is known. The case category may or may not be handled by the court.
N/A = This case type is handled by the court, but the data are unavailable.
X = The data for this case type are known to be included in the total but were not available by category.

- ^a Court jurisdiction:
This court has criminal jurisdiction only.
^m Information on disposition type or trial data:
Opinions include concurring and dissenting opinions.

Source: Executive Secretary, Supreme Court of Tennessee, 1977 Annual Report (Nashville, Tennessee). Statistics are from the annual report except that totals have been computed where necessary.

TENNESSEE CIRCUIT COURT AND CRIMINAL COURT^d
Court of general jurisdiction
27 circuits, 58 judges^e; 12 circuits, 25 judges
January 1, 1977 to December 31, 1977

	Beginning pending	Filed	Disposed	End pending
Civil^d:				
Tort:				
Auto tort	X	4,180	3,907	X
Other tort:				
Damages/torts ^b	N/A	3,472	X	N/A
Other	X	3,050	4,024	X
Total	X	6,522	4,024 ⁱ	X
Total	X	10,702	7,931 ⁱ	X
Contract:				
Contracts/debts ^b	N/A	1,140	X	N/A
Real property rights:				
Condemnations	X	480	472	X
Real estate matter ^b	N/A	183	X	N/A
Total	X	663	472 ⁱ	X
Domestic relations:				
Marriage dissolution:				
Divorce ^b	X	19,587	11,987 ⁱ	X
Petitions ^b	X	5,545	4,022 ⁱ	X
Total	X	25,132	16,009 ⁱ	X
Support/custody:				
Reciprocal support ^b	N/A	1,169	X	N/A
Adoption ^b	X	697	537 ⁱ	X
Other domestic relations:				
Other ^b	N/A	83	X	N/A
Total	X	27,081	16,546 ⁱ	X
Estate:				
Probate/wills/intestate:				
Probate ^b	N/A	23	X	N/A
Mental health ^b	N/A	36	X	N/A

(continued on next page)

Tennessee Circuit Court and Criminal Court (continued)

Appeal:				
Appeal of administrative agency case:				
Appeal from administrative hearing ^b	N/A	24	X	N/A
Tax matter ^b	N/A	1	X	N/A
Workmen's compensation ^b	X	2,823	1,446 ^d	X
Total	X	2,848	1,446 ^d	X
Appeal of trial court case:				
Appeal from lower court ^b	N/A	2,672	X	N/A
Total	X	5,520	1,446 ^d	X
Extraordinary writ:				
Special remedy ^b	N/A	226	X	N/A
Other civil:				
Miscellaneous	X	3,542	2,854	X
Contempt ^b	N/A	414	X	N/A
Other ^b	N/A	115	X	N/A
Total	X	4,071	2,854 ^d	X
Total civil	17,670 ^{fh}	49,462	42,275 ^d	18,328 ^d
Criminal^d:				
Felony	6,922	14,366	14,294	6,964
Misdemeanor	X	4,678	4,917	X
Felony/misdemeanor^b:				
Against persons	N/A	1,446	X	N/A
Against property	N/A	6,278	X	N/A
Against public welfare ^j	N/A	3,294	X	N/A
Total	N/A	11,018	X	N/A
Total criminal	X	30,062	19,211 ^d	X
Traffic:				
DWI/DUI:				
DWI	X	1,811	1,202 ^d	X
Total traffic	X	1,811	1,202 ^d	X
Grand total	27,311 ^{fh}	81,335	73,367	27,954 ^d

Civil	Jury trial ^{di}	Criminal disposition ^d	Civil disposition ^d
	1,233	221	1,775
		Acquitted	Default judgment
		117	491
		Guilty plea	Settled
		2,937	2,234
		Dismissed	Dismissed
		428	6,271
		No true bill	Divorce decree
		278	5,461
		Remanded--general sessions	Adoption decree
		67	76
		Special remedy relief	Termination in probate
		103	5
		Transfer to another court	Ruling on petition
		19	828
		Unapprehended defendant	Summary judgment
		25	93
		Other	Transfer to another court
		818	100
			Special remedy relief
			Cite for contempt
			289
			Other
			353

Boldface headings indicate the classifications used by the NCSP.
 N/A = This case type is handled by the court but the data are unavailable.
 X = The data for this case type are known to be included in the total but were not available by category.

^bParticular court or reporting system information:
 Ten counties (Bedford, Gibson, Hamilton, Houston, McMinn, McNairy, Putnam, Sequatchie, Shelby, and Sullivan) were selected as pilot sites for the Tennessee Judicial Information System Program. The categories used to classify these cases were somewhat different from the classification system used for the rest of the state. Dispositions for these counties were not available by case type, and no pending data were available. Type of disposition data were available for the ten experimental sites.

^cJudge information:
 The circuit judges also hear chancery cases in the 11 counties with no Chancery Court.

^dCase definition or unit of count:
 A civil case is counted with the filing of a petition or complaint.
 The criminal case unit of count is the number of informations or indictments.
 A jury trial is counted when the jury is sworn.

^eBeginning pending figure for the 1977 court year does not equal the end pending figure for the 1976 court year.
 Figures include data from locations using the old recordkeeping system only. Data from 10 counties are not included in this figure.

^hFigure was computed:
 Beginning pending figure was computed from filed, disposed, and end pending data.

ⁱData are not complete:
 Pending and disposition figures are incomplete as a result of the introduction of the Tennessee Judicial Information System in 10 experimental locations. No pending data were available for these locations. Disposition data were available by type of disposition, but not by case category. Footnotes in these columns reflect the missing data. Grand total filing and disposition figures are complete.
 Civil dispositions include data from the 10 experimental Tennessee Judicial Information System pilot sites only.

^jCriminal dispositions do not include data from Shelby County, or any of the counties not participating in the pilot program for the Tennessee Judicial Information System.

^kExplanation of data included in the category:
 Crimes against public welfare include bribery, disorderly conduct, drugs, gambling, obscenity, obstructing justice, perjury, prostitution, weapons, and other offenses.

Source: Executive Secretary, Supreme Court of Tennessee, 1977 Annual Report (Nashville, Tennessee). Statistics are from the annual report except that totals have been computed where necessary.

TENNESSEE LAW AND EQUITY COURT¹
 Court of general jurisdiction
 5 courts, 5 judges
 January 1, 1977 to December 31, 1977

	Beginning pending	Filed	Disposed	End pending
Civil^d:				
Tort:				
Auto tort	X	117	88	X
Other tort:				
Damages/torts ^b	N/A	217	X	N/A
Other	X	65	62	X
Total	X ⁱ	282	62 ⁱ	X ⁱ
Total	X	399	150 ⁱ	X ⁱ
Contract:				
Contracts/debts ^b	X ⁱ	192	42 ⁱ	X ⁱ
Real property rights:				
Partitions	X	16	18	X
Land	X	9	4	X
Condemnations	X	15	21	X
Real estate matters ^b	N/A	62	X	N/A
Total	X ⁱ	102	43 ⁱ	X ⁱ
Domestic relations:				
Marriage dissolution:				
Divorce ^b	X ⁱ	2,023	1,241 ⁱ	X ⁱ
Petitions ^b	X ⁱ	779	692 ⁱ	X ⁱ
Total	X ⁱ	2,802	1,933 ⁱ	X ⁱ
Support/custody:				
Reciprocal support ^b	N/A	1	X	N/A
Adoptions	X	161	120 ⁱ	X
Other domestic relations:				
Other ^b	N/A	7	X	N/A
Total	X ⁱ	2,971	2,053 ⁱ	X ⁱ
Estate:				
Probate/wills/intestate:				
Probate ^b	N/A	5	X	N/A
Guardianship/conservatorship/trusteeship:				
Trusts ^b	N/A	23	X	N/A
Other estate:				
Conservatorship and probate	X	153	146	X
Total	X ⁱ	181	146 ⁱ	X ⁱ
Mental health^b	N/A	31	X	N/A
Appeal:				
Appeal of administrative agency case:				
Workmen's compensation ^b	X ⁱ	194	85 ⁱ	X ⁱ
Appeal from administrative hearing ^b	N/A	2	X	N/A
Tax matter ^b	N/A	7	X	N/A
Total	X ⁱ	203	85 ⁱ	X ⁱ
Appeal of trial court case:				
Appeal from lower court ^b	N/A	56	X	N/A
Total	X ⁱ	259	85 ⁱ	X ⁱ
Extraordinary writ:				
Special remedy ^b	N/A	2	X	N/A
Other civil:				
Miscellaneous	X	253	226	X
Contempt ^b	N/A	58	X	N/A
Other ^b	N/A	18	X	N/A
Total	X ⁱ	329	226 ⁱ	X ⁱ
Total civil	2,514 ^{fh1}	4,466	4,271	2,721 ⁱ
Grand total	2,514 ^{fh1}	4,466	4,271	2,721 ⁱ

Jury trial^{d1}

Civil 21

Civil dispositions^{d1}

Judgment after trial 116
 Default judgment 35
 Settled 136
 Dismissed 310
 Divorce decree 595
 Adoption decree 28
 Termination of probate 40
 Ruling on petition 74
 Summary judgment 5
 Transfer to another court 6
 Special remedy relief 5
 Cite for contempt 33
 Other 43

(continued on next page)

Boldface headings indicate the classifications used by the NCSP.

N/A = This case type is handled by the court but the data are unavailable.

X = The data for this case type are known to be included in the total but were not available by category.

^bParticular court or reporting system information:

Two counties with Law and Equity Courts (Gibson and Sullivan) were selected as pilot sites for the Tennessee Judicial Information System. The categories used to classify these cases were somewhat different from the classification system used for the rest of the state. Dispositions for these two counties were not available by case type, and no pending data were available. Type of disposition data were available for the two experimental counties.

^dCase definition or unit of count:

A civil case is counted with the filing of a petition or complaint.

A jury trial is counted when the jury is sworn.

^fBeginning pending figure for the 1977 court year does not equal the end pending figure for the 1976 court year:

Figure is as calculated from data given in the annual report.

^hFigure was computed:

Beginning pending figure was computed from filed, disposed, and end pending data.

ⁱData are not complete:

Pending and disposition figures are incomplete as a result of the introduction of the Tennessee Judicial Information System into two counties with Law and Equity Courts. No pending data were available for these experimental sites. Disposition data were available by type of disposition, but not by case type. Footnotes in the data columns reflect those categories with missing data. Total civil and grand total filing and disposition figure are complete.

Civil disposition data include only the two experimental Tennessee Judicial Information System pilot sites.

Trial data do not include figures from the two experimental sites.

Source: Executive Secretary, Supreme Court of Tennessee, 1977 Annual Report (Nashville, Tennessee). Statistics are from the annual report except that totals have been computed where necessary.

TENNESSEE CHANCERY COURT¹
Court of general jurisdiction
19 chancery divisions, 27 chancellors^c
January 1, 1977 to December 31, 1977

	Beginning pending	Filed	Disposed	End pending
Civil^d:				
Tort:				
Damages/torts ^b	N/A	161	X	N/A
Contract:				
Contract	X	2,384	2,484	X
Contracts/debts ^b	N/A	885	X	N/A
Total	X ⁱ	3,269	2,484 ⁱ	X
Real property rights:				
Land cases	X	792	896	X
Partitions	X	398	443	X
Real estate matters ^b	N/A	355	X	N/A
Total	X ⁱ	1,545	1,339 ⁱ	X ⁱ
Domestic relations:				
Marriage dissolution:				
Divorce ^b	X ⁱ	14,877	11,209 ⁱ	X ⁱ
Petitions ^b	X ⁱ	3,069	2,780 ⁱ	X ⁱ
Total	X ⁱ	17,946	13,989 ⁱ	X ⁱ
Support/custody:				
Reciprocal support ^b	N/A	4	X	N/A
Adoption ^b	X ⁱ	1,392	866 ⁱ	X ⁱ
Other domestic relations:				
Other	N/A	28	X	N/A
Total	X ⁱ	19,370	14,855 ⁱ	X ⁱ
Estate:				
Probate/wills/intestate:				
Probate ^b	N/A	768	X	N/A
Guardianship/conservatorship/trusteeship:				
Trusts ^b	N/A	26	X	N/A
Other estate:				
Conservatorship and probate	X	565	544	X
Total	X ⁱ	1,359	544 ⁱ	X ⁱ
Mental health ^b	N/A	113	X	N/A
Appeal:				
Appeal of administrative agency case:				
Workmen's compensation ^b	X ⁱ	2,189	1,647 ⁱ	X ⁱ
Appeal from administrative hearing ^b	N/A	14	X	N/A
Tax matter ^b	N/A	28	X	N/A
Total	X ⁱ	2,231	1,647 ⁱ	X ⁱ
Appeal of trial court case:				
Appeal from lower court ^b	N/A	6	X	N/A
Total	N/A	2,237	1,647 ⁱ	N/A
Extraordinary writ:				
Special remedy	N/A	160	X	N/A
Other civil:				
Miscellaneous	X	3,844	3,758	X
Contempt ^b	N/A	82	X	N/A
Other ^b	N/A	279	X	N/A
Total	X ⁱ	4,205	3,758 ⁱ	X ⁱ
Total civil	15,466 ^{fhi}	32,419	31,687	14,993 ⁱ
Grand total	15,466 ^{fhi}	32,419	31,687	14,993 ⁱ

Civil dispositions¹

Judgment after trial	582
Default judgment	114
Settled	398
Dismissed	2,075
Divorce decree	2,114
Adoption decree	422
Termination of probate	686
Ruling on petition	253
Summary judgment	33
Transfer to another court	27
Special remedy relief	50
Cite for contempt	72
Other	234

Boldface headings indicate the classifications used by the NCSP.

N/A = This case type is handled by the court, but the data are unavailable.

X = The data for this case type are known to be included in the total but were not available by category.

^bParticular court or reporting system information:

Nine counties with Chancery Courts (Bedford, Hamilton, Houston, McMinn, McNairy, Putnam, Sequatchie, Shelby, and Sullivan) were selected as pilot sites for the Tennessee Judicial Information System. The categories used to classify these cases were somewhat different from the classification system used for the rest of the state. Dispositions for these counties were not available by case type, and no pending data were available. Type of disposition data were available for the nine experimental counties.

^cJudge information:

Circuit judges hear chancery cases in 11 counties with no Chancery Court.

^dCase definition or unit of count:

A civil case is counted with the filing of a petition or complaint.

^fBeginning pending figure for the 1977 court year does not equal the end pending figure for the 1976 court year:

Figures are as computed from data given in the annual report.

^hFigure was computed:

Beginning pending figure was computed from filed, disposed, and end pending data.

ⁱData are not complete:

Pending and disposition figures are incomplete as a result of the introduction of the Tennessee Judicial Information System into nine counties with Chancery Courts. No pending data were available for these experimental locations. Disposition data were available by type of disposition, but not by case type. Footnotes in the data columns reflect those categories with missing data. Total civil and grand total filing and disposition figures are complete.

Civil disposition data include only the nine experimental Tennessee Judicial Information System pilot locations only.

Source: Executive Secretary, Supreme Court of Tennessee, 1977 Annual Report (Nashville, Tennessee). Statistics are from the annual report except that totals have been computed where necessary.

TENNESSEE PROBATE COURT
Court of limited jurisdiction
7 courts: 2 judges, 1 county judge, and 5 general sessions judges also serve
January 1, 1977 to December 31, 1977

There were no data available for cases handled in the Probate Court for 1977.

TENNESSEE COUNTY COURT
Court of limited jurisdiction
95 counties: 81 judges, and 20 county chairmen serve
January 1, 1977 to December 31, 1977

There were no data available for cases handled in the County Court for 1977.

TENNESSEE JUVENILE COURT
Court of limited jurisdiction
16 courts: 6 juvenile judges, 7 general sessions judges, 1 trial justice, and 2 county judges serve
January 1, 1977 to December 31, 1977

There were no data available for cases handled in the Juvenile Court for 1977.

TENNESSEE GENERAL SESSIONS COURT
Court of limited jurisdiction
93 courts: 72 full-time and 44 part-time judges serve
January 1, 1977 to December 31, 1977

There were no data available for cases handled in the General Sessions Court for 1977.

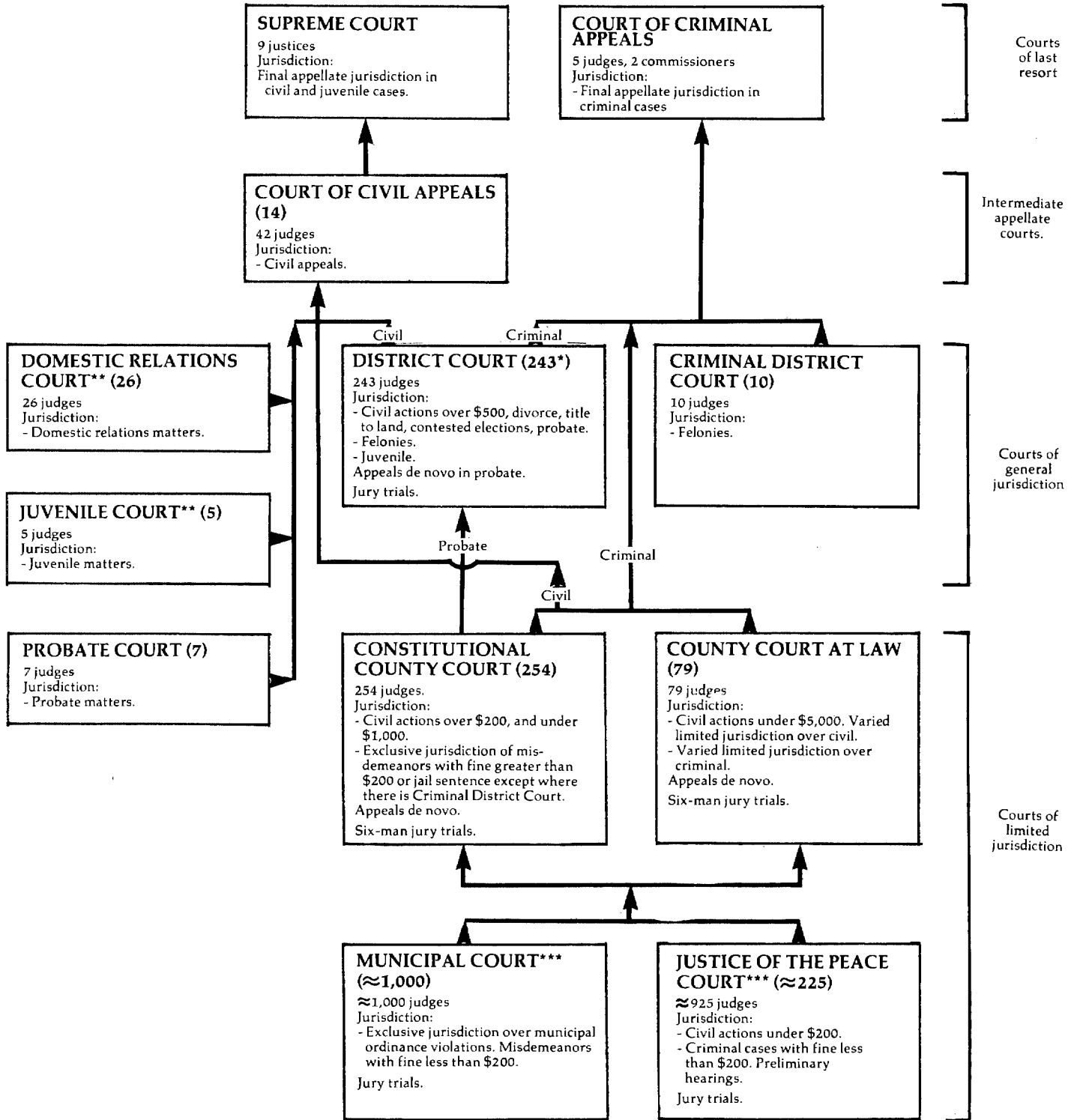
TENNESSEE MUNICIPAL COURT
Court of limited jurisdiction
≈ 300 courts, 192 judges
January 1, 1977 to December 31, 1977

There were no data available for cases handled in the Municipal Court for 1977.

JUSTICE OF THE PEACE COURT
Court of limited jurisdiction
2 courts, 2 justices of the peace
January 1, 1977 to December 31, 1977

There were no data available for cases handled by the Justice of the Peace Court for 1977.

TEXAS COURT SYSTEM, 1977



↑ Indicates route of appeal.

*Twenty-three of the District Courts were created on April 1, 1977.
 **The Domestic Relations Courts and Juvenile Courts were converted to District Court on September 1, 1977.
 ***Some Municipal and Justice of the Peace Courts may appeal to the District Court.

TEXAS SUPREME COURT^a
Court of last resort
9 justices
January 1, 1977 to December 31, 1977

	Beginning pending	Filed	Disposed	End pending	
Cases:					
Appeals:					
Civil	30 ^j	14 (70) ^e	75	42 ^j ^l	
Total appeals	30 ^j	14 (70) ^e	75	42 ^j	
Other cases:					
Original proceedings:					
Original jurisdiction:					
Habeas corpus	(j)	0 (3) ^e	2	(j)	
Mandamus (civil)	(j)	0 (16) ^e	14	(j)	
Mandamus (criminal)	0	0	0	0	
Prohibition	0	0	0	0	
Total	53 ^l	0 (19) ^e	16	45 ^l	
Requests to appeal:					
Motions for leave to file petitions for writ of:					
Mandamus (civil)	4	88	74 (16) ^e	2	
Mandamus (criminal)	49	153	159 (0) ^e	43	
Habeas corpus	0	11	8 (3) ^e	0	
Prohibition	0	3	3 (0) ^e	0	
Total	53	255	244 (19) ^e	45	
Applications for writs of error	122	766	615 (102) ^e	171	
Total	175	1,021	859 (121) ^e	216	
Total other cases	228 ^l	1,021 (19) ^e	875 (121) ^e	261 ^l	
Total cases	258	1,035 (89)^e	950 (121)^e	3038	
Other proceedings:					
Rehearing requests ^j	14	341	318	37	
Other matters:					
Miscellaneous motions	--	73	73	--	
Total other proceedings	14	414	391	37	
<hr/>					
<u>Manner of disposition</u>		<u>Disposition of cases</u>		<u>Civil appeals</u>	<u>Original jurisdiction</u>
Written opinion	75 ^m	Affirmed Court of Civil Appeals	22	--	
Per curiam	9	Affirmed judgment of trial court	3	--	
		Reversed judgment of trial court	1	--	
<u>Status of pending cases</u> (12/31/77)		Reversed Court of Civil Appeals, affirmed trial court ...	23	--	
Set for submission	15	Reversed and remanded to trial court	13	--	
Under submission	27	Reversed and remanded to Court of Civil Appeals	2	--	
		Reversed and rendered	5	--	
		Dismissed as moot	4	1	
		Writs granted	--	14	
		Relator discharged (withdrawn by petitioner)	--	1	

Boldface headings indicate the classifications used by the NCSF.
 -- = Not applicable.

^aCourt jurisdiction:

The Supreme Court is the court of last resort for **civil** cases only.

^eCases not included in the total to avoid double counting:

Motions for leave to file petitions for writs of mandamus, habeas corpus, or prohibition, and applications for writs of error when granted are not counted as disposed cases until the associated **original jurisdiction** cases or **appeals** are disposed. Similarly, a filing is not counted for the resulting **original jurisdiction** case or **appeal**. These granted petitions and applications are the numbers appearing in parentheses.

^gChange in pending does not equal the difference between filings and dispositions:

Data are as given in the annual reports.

ⁱData are not complete:

Pending figures for total **original jurisdictions** and total other cases do not include habeas corpus or civil mandamus. They are included in the **appeals** pending figures.

^jExplanation of data included in the category:

Rehearing requests include motions for rehearing of causes, motions for rehearing of applications for writs of error, and motions for rehearing of motions for leave to file petition.

Pending figures for habeas corpus and civil mandamus cases listed under **original jurisdiction** are included in the **civil appeals** data.

^lSpecial source or revision in the data:

The end pending **civil appeals** figure was taken from the 50th Annual Report 1978 where it is listed as the beginning pending figure for that year.

^mInformation on disposition type or trial data:

The court also filed 23 dissenting opinions and 4 concurring opinions.

Source: Texas Judicial Council, 49th Annual Report 1977 (Austin, Texas: May, 1978). Statistics are from the annual report except that totals have been computed where necessary.

TEXAS COURT OF CRIMINAL APPEALS^a
Court of last resort
5 judges, 2 commissioners
January 1, 1977 to December 31, 1977

	Beginning pending	Filed	Disposed	End pending
Cases:				
Appeals:				
Criminal:				
Criminal	X	3,183	X	X
Reinstated criminal	X	113	X	X
Applications for writ of habeas corpus, etc., granted	X	(97) ^e	X	X
Total appeals	1,075	3,296 (97) ^e	2,564	1,904
Other cases:				
Requests to appeal:				
Habeas corpus and mandamus	64 ^f	1,396	1,264 (97) ^e	99 ^h
Total other cases	64 ^f	1,396	1,264 (97) ^e	99 ^h
Total cases	1,139^f	4,692 (97)^e	3,828 (97)^e	2,003
Other proceedings:				
Rehearing requests	0	426	426	0
Total other proceedings	0	426	426	0

	<u>Manner of disposition</u>				<u>Disposition of appeals</u>		Requests to appeal
	<u>Criminal appeals</u>	<u>Other cases</u>	<u>Other proceedings</u>	<u>Total</u>	<u>Criminal</u>		
Signed opinion	491 ^m	--	--	491	Affirmed	1,825	--
Per curiam	2,102	--	39	2,141	Reformed and affirmed	60	--
With written order	6	X	X	36	Dismissed	162	19
					Reversed and remanded	142	--
					Reversed	2	--
					Remanded	5	--
					Abated	99	--
					Reversed and dismissed	129	--
					Reversed and bail granted	10	--
					Granted	86	97
					Denied	31	1,163
					No action	--	71
					Hearing ordered	--	11
Status of pending appeals (12/31/77)							
Under submission on rehearing			7				
Under original submission			97				
Unsubmitted cases			1,669				
Pending decision on rehearing			129				
Appeal to U.S. Supreme Court			2				

Boldface headings indicate the classifications used by the NCSP.
Blank space = Not enough information is known. The case category may or may not be handled by the court.
X = The data for this case type are known to be included in the total but were not available by category.
-- = Not applicable.

^aCourt jurisdiction:

The Court of Criminal Appeals is the court of last resort for criminal cases only. It has no original jurisdiction.

^eCases not included in the total to avoid double counting:

Applications for writ of habeas corpus, etc., when granted, are not counted as disposed until the associated habeas corpus appeal is disposed; a new filing is not counted for the resulting appeal. The applications granted are the figures appearing in parentheses. Eighty-four of these granted applications were disposed of with written opinion.

^fBeginning pending figure for the 1977 court year does not equal the end pending figure for the 1976 court year:
Figures are as given in the annual report.

^hFigure was computed:

End pending figure was computed from filing, disposition, and beginning pending data. There were 35 of the 99 habeas corpus petitions under consideration at year end.

^mInformation on disposition type or trial data:

The court also filed 101 dissenting opinions, 34 concurring opinions, and 11 opinions dissenting in part, concurring in part.

Source: Texas Judicial Council, 49th Annual Report 1977 (Austin, Texas: May, 1978). Statistics are from the annual report except that totals have been computed where necessary.

TEXAS COURTS OF CIVIL APPEALS^a
Intermediate appellate court
14 divisions, 42 judges
January 1, 1977 to December 31, 1977

	Beginning pending	Filed	Disposed	End pending
Cases:				
Appeals:				
Civil	978	1,969	1,867 ^k	1,080
Total appeals	978	1,969	1,867 ^k	1,080
Other cases:				
Original proceedings	—	—	—	—
Requests to appeal	—	—	—	—
Total other cases	—	—	—	—
Total cases	978	1,969	1,867^k	1,080

<u>Manner of disposition</u>	<u>Disposition of appeals</u>	<u>Time interval (average months)</u>
Written opinion	Civil	Filing to disposition
Per curiam	863	6
	138	
	305	<u>Age of pending cases</u>
	51	Under 6 months
	71	877
	125	6+ to 12 months
	166	194
		Over 12 months
		9

Boldface headings indicate the classifications used by the NCSP.
Blank space = Not enough information is known. The case may or may not be handled by the court.

^aCourt jurisdiction:

The Courts of Civil Appeals have **civil** jurisdiction only.

^kAdditional information:

During 1977, 31 cases were granted a rehearing after disposition. These cases were subtracted from the total number disposed and were not added to the number filed to avoid double counting of cases.

^mInformation on disposition type or trial data:

The 1,616 majority opinions included 1,491 in cases on the merits, 25.5 refusing rehearing, 31.5 refusing rehearing, and 68 dismissing appeals. In addition, the court filed 47 dissenting, 24 concurring, and 1 dissenting in part, concurring in part opinions.

Source: Texas Judicial Council, 49th Annual Report 1977 (Austin, Texas: May, 1978). Statistics are from the annual report except that totals have been computed where necessary.

TEXAS DISTRICT COURT, CRIMINAL DISTRICT COURT,
DOMESTIC RELATIONS COURT^b, and JUVENILE COURT^{b1}
Court of general jurisdiction
243^b courts, 243 judges; 10 courts, 10 judges; 28^b courts, 28 judges; 5^b courts, 5 judges
January 1, 1977 to December 31, 1977

	Beginning pending	Filed ^j	Disposed	End pending
Civil:				
Tort:				
Auto tort:				
Personal injury	28,519 ^f	17,301	15,672	30,148
Domestic relations:				
Marriage dissolution:				
Divorce	75,743 ^f	123,519	117,539	81,723
Annulment	856 ^f	1,617	1,531	942
Total	76,599	125,136	119,070	82,665
Other domestic relations:				
Nonadversary ^j	9,845 ^f	21,212	18,896	12,161
Total	86,444 ^f	146,348	137,966	94,826
Appeal:				
Appeal of administrative agency case:				
Workmen's compensation	7,696 ^f	7,938	6,629	9,005
Tax	59,041 ^f	20,564	20,798	58,807
Total	66,737 ^f	28,502	27,427	67,812
Extraordinary writ:				
Habeas corpus	1,122 ^f	4,331	4,349	1,104
Other civil	110,011 ^f	88,853	77,198	121,666
Total civil	292,833 ^f	285,335	262,612	315,556
Criminal:				
Felony:				
Criminal categories	56,096 ^f	68,836	72,092	52,840
Misdemeanor	5,475	5,985	5,211	6,249
Postconviction remedy:				
Postconviction habeas corpus	632 ^f	1,444	1,554	522
Other criminal:				
Contempt, extradition	631 ^f	936	911	656
Bond forfeitures	6,917	4,637	3,342	8,212
Total	7,548 ^f	5,573	4,253	8,868
Total criminal	69,751 ^f	81,838	83,110	68,479
Juvenile:				
Criminal-type offense:				
Delinquency	X	8,148	X	X
Status offense:				
Child in need of supervision	X	1,297	X	X
Other juvenile	X	1,696	X	X
Total juvenile	4,952 ^f	11,141	10,808	5,285
Grand total	367,536 ^f	378,314	356,530	389,320

	Trial ^d				Civil dispositions						
	Jury	Non-jury	Directed verdict ^m	Total	Auto tort	Domestic relations			Agency appeal	Other civil	Total
						Marriage dissolution	Other	Other			
Civil:											
Auto tort	726	1,245	28	1,999	449	--	61	4,808	9,145	14,463	
Domestic relations:					Agreed judgment	4,876	--	2,094	4,378	10,026	21,374
Marriage dissolution ...	101	92,043	89	92,233	Complete summary judgment						
Other	51	13,856	29	13,936	104	--	100	178	1,628	2,010	
Total	152	105,899	118	106,169	Dismissed for want of prosecution	2,312	17,332	993	3,349	12,533	36,519
Appeal	557	2,570	56	3,183	Dismissed by plaintiff	4,483	8,074	1,102	10,385	15,337	39,381
Other civil	1,466	20,142	215	21,823	Removed to federal court						
Total	2,901	129,856	417	133,174	22	11	6	1	222	262	
Criminal:					Transferred--plea/privilege						
Felony	2,884	1,026	29	3,939	225	92	161	93	1,434	2,005	
Misdemeanor	24	120	1	145	Other	1,202	1,330	443	1,050	5,050	9,075
Total	2,908	1,146	30	4,084							
Juvenile	83	6,372	21	6,476							
Grand total	5,892	137,374	468	143,734							

(continued on next page)

Criminal dispositions

	<u>Felony</u>	<u>Misdemeanor</u>	<u>Total</u>
Jury trial:			
Conviction	2,489	10	2,499
Acquittal	395	14	409
Directed verdict ^b :			
Acquittal	29	1	30
Non-jury trial:			
Conviction	634	0	634
Acquittal	392	120	512
Guilty plea	39,321	1,849	41,170
Transfer	446	1,191	1,637
Dismissal, insufficient evidence	5,210	1,140	6,350
Other dismissals	23,176	886	24,062

Boldface headings indicate the classifications used by the NCSP.

X = The data for this case type are known to be included in the total but were not available by category.
 -- = Not applicable.

^bParticular court or reporting system information:

Twenty-three of the district courts were created on April 1, 1977. The domestic relations courts and juvenile courts were converted to District Courts on September 1, 1977.

^dCase definition or unit of count:

A civil case is counted with the filing of a petition or complaint.

The criminal case unit of count is the number of defendants on the information or indictment.

A jury trial is counted when the jury is sworn.

A non-jury trial is counted at the point when an opening statement or the introduction of any evidence occurs. Guilty pleas in criminal cases after the start of a non-jury trial are not counted as trials.

^fBeginning pending figure for the 1977 court year does not equal the end pending figure for the 1976 court year:

Figures are as given in the annual report.

ⁱData are not complete:

The data were compiled from 3,002 out of a possible 3,048 monthly county reports from the court.

^jExplanation of data included in the category:

Filings include new cases filed and other cases reaching docket.

Domestic relations "nonadversary" category includes adoptions, change of name, occupational drivers' licenses, dependent and neglected children decisions, and removal of disability of minority.

^mInformation on disposition type or trial data:

Directed verdict cases are counted as jury trials on the tables in Part II of this report.

Total convictions include felony convictions and lesser offense convictions.

Source: Texas Judicial Council, 49th Annual Report 1977 (Austin, Texas: May, 1978). Statistics are from the annual report except that totals have been computed where necessary.

TEXAS COUNTY COURT AT LAW, CONSTITUTIONAL COUNTY COURT, AND PROBATE COURT^d
 Court of limited jurisdiction
 79 courts, 79 judges; 254 courts, 254 judges; 7 courts, 7 judges
 January 1, 1977 to December 31, 1977

	Beginning pending	Filed	Disposed	End pending
Civil^d:				
Law:				
Other civil ^j	58,638 ^f	46,692	48,501	56,829
Tort:				
Auto tort:				
Auto damage	14,134 ^f	9,223	8,909	14,448
Contract:				
Suit on debt	39,755 ^f	25,535	25,994	39,296
Real property rights:				
Condemnation	1,833 ^f	330	467	1,696
Estate:				
Probate/wills/intestate:				
Probate	N/A	59,911	N/A	N/A
Total civil	114,360 ^{f 1}	141,691	83,871 ¹	112,269 ¹
Criminal^d:				
Misdemeanor:				
Worthless checks	69,746 ^f	34,380	41,572	62,629 ⁸
Marijuana	12,601 ^f	25,457	24,145	13,913
Other criminal	99,020 ^f	78,972	116,341	109,969 ⁸
Total ^j	181,367 ^{f j}	138,809	182,058 ^j	186,511 ^{8 j}
Appeal	(j)	48,393	(j)	(j)
Total criminal	181,367 ^f	187,202	182,058	186,511
Traffic:				
DWI/DUI:				
Driving while intoxicated	45,607 ^f	82,360	77,800	50,167
Total traffic	45,607 ^f	82,360	77,800	50,167
Juvenile:				
Criminal-type offense:				
Delinquency	X	1,312	X	X
Status offense:				
Child in need of supervision	X	338	X	X
Total juvenile	1,144 ^f	1,650	1,369	1,425
Grand total	342,478^{f 1}	412,903	345,098¹	350,372^{8 1}

	<u>Trial^d</u>			<u>Civil dispositions</u>					<u>Real property rights</u>	
	Jury	Non-jury	Total	Law	Auto tort	Contract	Dismissed	Other	Total	Total
Civil:										
Law	836	1,491	2,327	23,506	320	502	17	2,171		
Tort:				21,336	3,308	14,503	301	41,618		
Auto tort	165	430	595	1,332	4,686	9,742	124	35,888		
Contract	103	1,144	1,247							
Real property rights	12	13	25							
Total	1,116	3,078	4,194							
Criminal:				<u>Criminal dispositions</u>					<u>Traffic dispositions</u>	
Misdemeanor	1,098	1,704	2,802	Jury trial:						
Traffic:				Conviction	650	Conviction		482		
DWI/DUI	874	413	1,287	Acquittal	448	Acquittal		392		
Grand total	3,088	5,195	8,283	Non-jury trial:		Non-jury trial:				
				Conviction	793	Conviction		266		
				Acquittal	911	Acquittal		147		
				Pleas of guilty/nolo contendere ..	73,868	Pleas of guilty/nolo contendere ..		63,866		
				Dismissed	89,863	Dismissed		10,861		
				Other	15,525	Other		1,786		

Boldface headings indicate the classifications used by the NCSP.
 N/A = This case type is handled by the court, but the data are unavailable.
 X = The data for this case type are known to be included in the total but were not available by category.

^dCase definition or unit of count:
 A civil case is counted with the filing of a petition.
 The criminal case unit of count is the number of defendants on the information or complaint.
 A trial is counted if tried to verdict or decision.
^fBeginning pending figure for the 1977 court year does not equal the end pending figure for the 1976 court year:
 The number of cases pending is adjusted by computer to reflect transfers and other year-end input.
⁸Change in pending does not equal the difference between filings and dispositions:
 Criminal appeals pending and disposed figures are reported in the misdemeanor categories. Criminal appeals filed are reported separately.
 As a result, neither misdemeanor or criminal appeals figures balance.
¹Data are not complete:
 In the calendar year 1977, clerks in 242 counties reported data for all 12 months, 6 others reported fewer than 12 months' activities, and 6 submitted no reports at all. On a statewide basis 2,954 monthly county reports were received out of a possible 3,048 for the 12-month period.
 Total civil and grand total disposition and pending figures do not include estate cases. Filings are for all categories.
^jExplanation of data included in the category:
 "Other civil" includes all of Harris County (Houston) activity which was not reported in the four detailed civil categories.
 Misdemeanor totals include appeal dispositions and pending cases. Appeal filings are separated from the misdemeanor cases.

Source: Texas Judicial Council, 49th Annual Report 1977 (Austin, Texas: May 1978). Statistics are from the annual report except that totals have been computed where necessary.

TEXAS MUNICIPAL COURT¹
Court of limited jurisdiction
≈ 1,000^b courts, ≈ 1,000 judges
January 1, 1977 to December 31, 1977

	Beginning pending	Filed	Disposed	End pending
Criminal^d:				
Misdemeanor:				
Non-traffic	N/A	420,020 ⁱ	280,217 ⁱ	N/A
Total criminal ^k	N/A	420,020 ^{i,k}	280,217 ^{i,k}	N/A
Traffic:				
Parking	N/A	2,549,391 ⁱ	1,322,945 ⁱ	N/A
Other traffic violation	N/A	2,331,933 ⁱ	1,755,310 ⁱ	N/A
Total traffic	N/A	4,881,324 ⁱ	3,078,255 ⁱ	N/A
Grand total	N/A	5,301,344 ⁱ	3,358,472 ⁱ	N/A

	Trial ^d			Criminal dispositions		Traffic dispositions ^m	
	Jury	Non-jury	Total				
Criminal (misdemeanor) ...	561	55,816	56,377	Jury trial:		Jury trial:	
Traffic ⁿ (other traffic violation)	1,284	245,315	246,599	Conviction	329	Conviction	802
Total	1,845	301,131	302,976	Acquittal	232	Acquittal	482
				Non-jury trial:		Non-jury trial:	
				Conviction	48,081	Conviction	195,788
				Acquittal	7,735	Acquittal	49,527
				Dismissed	36,448	Dismissed	246,891
				Bond forfeitures	63,730	Bond forfeitures	171,615
				Payments of fine	123,662	Payments of fine	1,090,205

Boldface headings indicate the classifications used by the NCSP.

N/A = This case type is handled by the court, but the data are unavailable.

^bParticular court or reporting system information:

Monthly reports were requested only from the 214 cities with a 1970 population of over 5,000.

^dCase definition or unit of count:

The criminal case unit of count is the number of defendants on the complaint.

A trial is counted if tried to verdict or decision.

ⁱData are not complete:

Data reported here represent 2,168 Municipal Court monthly reports out of a possible 2,568. Data includes only courts in cities with a 1970 population of 5,000 or greater.

^kAdditional information:

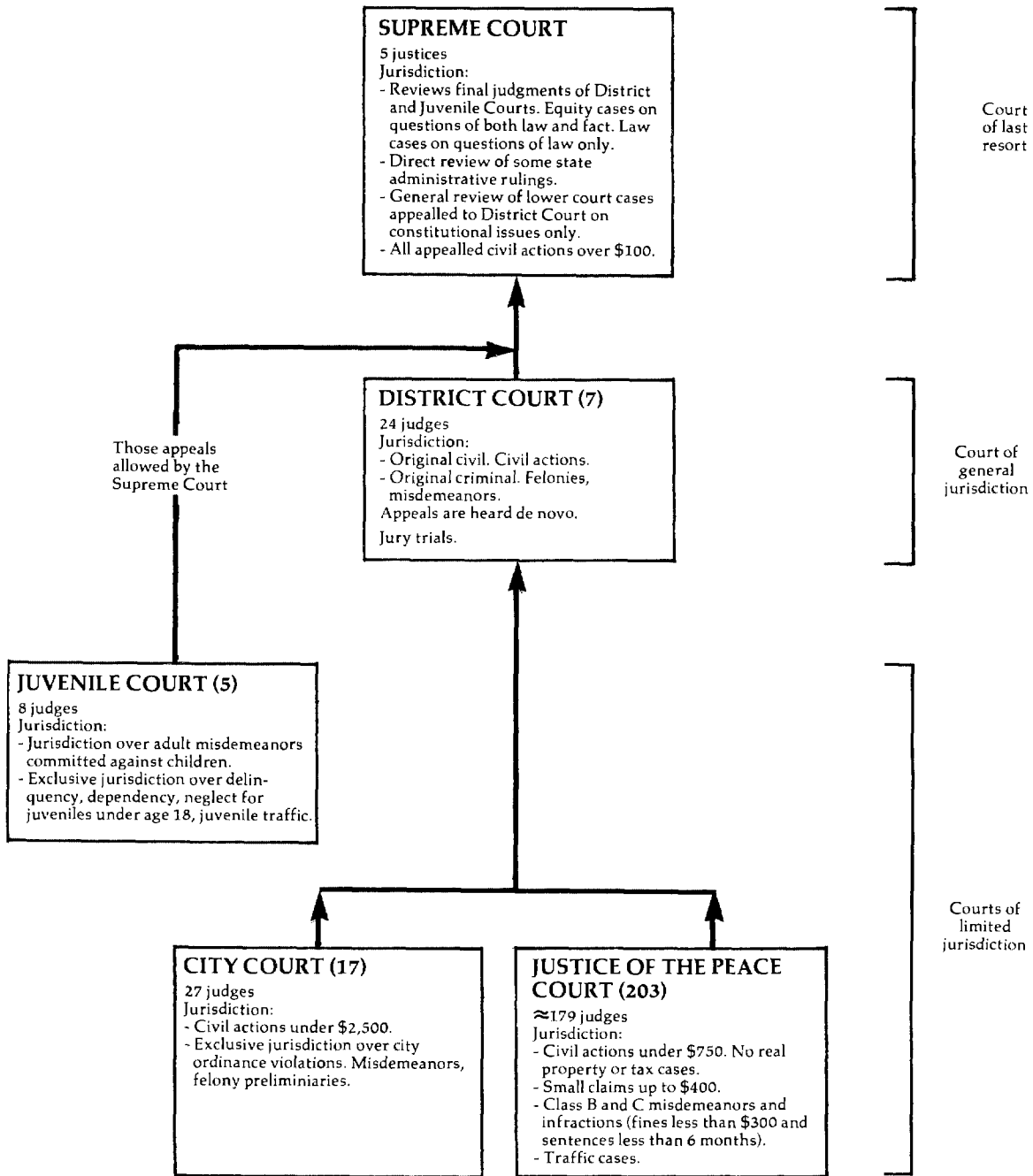
There were 3,738 felony complaints accepted and 43 examining trials conducted.

^mInformation on disposition type or trial data:

Trial and disposition data for traffic cases include only other traffic violations cases.

Source: Texas Judicial Council, 49th Annual Report 1977 (Austin, Texas: May, 1978). Statistics are from the annual report except that totals have been computed where necessary.

UTAH COURT SYSTEM, 1977



↑ Indicates route of appeal.

UTAH SUPREME COURT
 Court of last resort
 5 justices
 January 1, 1977 to December 31, 1977

	Beginning pending	Filed	Disposed	End pending
Cases:				
Appeals:				
Civil	N/A	362	X	N/A
Criminal	N/A	129	X	N/A
Other appeals:				
Miscellaneous ^j	N/A	143	X	N/A
Total appeals	N/A	634	659 ⁱ	N/A
Other cases:				
Original proceedings				
Requests to appeal				
Total other cases				
Total cases	N/A	634	659ⁱ	N/A
Other proceedings:				
Other matters:				
Law and motions	--	319	319	--
Total other proceedings	--	319	319	--

Manner of disposition

Opinion	350
Dismissal.....	309

Boldface headings indicate the classifications used by the NCSP.
 Blank space = Not enough information is known. The case category may or may not be handled by the court.
 N/A = This case type is handled by the court, but the data are unavailable.
 X = The data for this case type are known to be included in the total but were not available by category.
 -- = Not applicable.

ⁱData are not complete:
 Total appeals and total cases disposed include only those cases disposed by opinion or dismissed.

^jExplanation of data included in the category:
 Miscellaneous cases include appeals from interlocutory orders, juvenile matters, and writs of review.

Source: Utah Judicial Council, Annual Report, Utah Courts July 1, 1977 to June 30, 1978 (Salt Lake City, Utah: 1978). Statistics are from the annual report except that totals have been computed where necessary.

UTAH DISTRICT COURT
 Court of general jurisdiction
 7 districts, 24 judges
 July 1, 1976 to June 30, 1977

	Beginning pending	Filed	Disposed	End pending
Civil^d:				
Tort:				
Personal injury	X	751	X	X
Real property rights:				
Eminent domain	X	120	X	X
Domestic relations:				
Marriage dissolution:				
Divorce	X	9,230	X	X
Estate:				
Probate/wills/intestate:				
Probate	2,281 ^f	3,484	2,921	2,844
Mental health	X	802	829	X
Appeal	X	117	63	X
Extraordinary writ:				
Writs ^j	X	203	X	X
Other civil:				
Complaints ^j	X	12,303	X	X
Total civil	18,342 ^f	27,010	22,843	22,212 ^g
Criminal^d:				
Felony/misdemeanor:				
Criminal categories	X	2,759	2,606	X
Appeal	X	593	393	X
Total criminal	894 ^f	3,352	2,999	1,250 ^g
Grand total	19,236 ^f	30,362	25,842	23,462 ^g

<u>Trial^d</u>			<u>Civil dispositions</u>		<u>Criminal dispositions</u>		
	Jury	Non-jury	Total				
Civil	246	1,804	2,050	Clerk judgment	894	Pleas of guilty	1,591
Criminal .	304	131	435	Summary judgment	823	Dismissed	580
Total	550	1,935	2,485	Defaults	8,743		
				Dismissed	6,520		

Boldface headings indicate the classifications used by the NCSF.

X = The data for this case type are known to be included in the total but were not available by category.

^d Case definition or unit of count:

A civil case is counted with the filing of a petition or complaint.

The criminal case unit of count is the number of informations, indictments, or complaints.

A jury trial is counted when the jury is sworn.

A non-jury trial is counted at the point when an opening statement or the introduction of any evidence occurs.

^f Beginning pending figure for the 1977 court year does not equal the end pending figure for the 1976 court year:

Data are as given in the annual report.

^g Change in pending does not equal the difference between filings and dispositions:

Figures are as given in the annual report.

^h Data were computed:

Beginning pending figures for the 6th District Court were computed using filed, disposed, and end pending data for that court available in the annual report.

^j Explanation of data included in the category:

Complaints (**other civil**) include filings not set forth in other categories, e.g., Uniform Enforcement of Support Act.

Writs contain such matters as writs of review, prohibition, coram nobis, and habeas corpus.

Source: Utah Judicial Council, Annual Report, Utah Courts July 1, 1976-June 30, 1977 (Salt Lake City, Utah: 1977). Statistics are from the annual report except that totals have been computed where necessary.

UTAH CITY COURT^b
Court of limited jurisdiction
17 courts, 27 judges
July 1, 1976 to June 30, 1977

	Beginning pending	Filed	Disposed	End pending
Civil^d:				
Small claims	N/A	7,546	X	N/A
Other civil:				
Complaints	N/A	18,811	X	N/A
New trials	N/A	82	X	N/A
Total	N/A	18,868	X	N/A
Total civil	N/A	26,439	22,380	N/A
Criminal^d:				
Misdemeanor:				
State ^d	N/A	9,103	X	N/A
Ordinance violation:				
City	N/A	17,243	X	N/A
Preliminary hearing:				
Felony preliminary	N/A	(j)	X	N/A
Other criminal:				
New trials	N/A	46	X	N/A
Total criminal	N/A	26,392	21,602	N/A
Traffic^d:				
Parking	N/A	313,992	X	N/A
Other traffic violation:				
Moving	N/A	90,561	X	N/A
Nonmoving	N/A	26,834	X	N/A
Total	N/A	117,395	X	N/A
Total traffic	N/A	431,218	353,148	N/A
Grand total	N/A	484,049	397,130	N/A

<u>Trial^d</u>			<u>Civil dispositions</u>		<u>Traffic dispositions</u>	
	Jury	Non-jury	Total			
Civil	65	2,376	2,441	Dismissed	5,586	
Criminal	N/A	N/A	N/A	Defaults	8,442	Guilty pleas
Traffic	227	5,925	6,152	Summary judgments	735	Bail forfeiture
Total	292 ⁱ	8,301 ⁱ	8,593 ⁱ	Clerk judgment	5,176	Dismissed

Boldface headings indicate the classifications used by the NCSP.

N/A = This case type is handled by the court, but the data are unavailable.

X = The data for this case type are known to be included in the total but were not available by category.

^bParticular court or reporting system information:

The City Court was repealed effective July 1, 1978 and replaced by the Circuit Court.

^dCase definition or unit of count:

A civil case is counted with the filing of a petition or complaint.

The criminal case unit of count is the number of informations, indictments, or complaints.

The traffic case unit of count is the number of citations issued, regardless of the number of violations contained in each citation.

A jury trial is counted when the jury is sworn.

A non-jury trial is counted at the point when an opening statement or the introduction of any evidence occurs.

ⁱData are not complete:

Total trial figures do not include criminal trial data.

^jExplanation of data included in the category:

State case filings include felony preliminary hearings and state misdemeanors.

Source: Utah Judicial Council, Annual Report, Utah Courts July 1, 1976-June 30, 1977 (Salt Lake City, Utah: 1977). Statistics are from the annual report except that totals have been computed where necessary, and additions were made by the office of the state court administrator during verification.

UTAH JUSTICE OF THE PEACE COURT¹
Courts of limited jurisdiction
203 courts, 179 justices of the peace
January 1, 1977 to June 30, 1977

	Beginning pending	Filed	Disposed	End pending
Civil^d:				
Small claims	N/A	1,296 ¹	N/A	N/A
Other civil	N/A	258 ¹	N/A	N/A
Total civil	N/A	1,554 ¹	N/A	N/A
Criminal^d:				
Misdemeanor	N/A	8,714 ¹	N/A	N/A
Preliminary hearing	N/A	148 ¹	N/A	N/A
Total criminal	N/A	8,862 ¹	N/A	N/A
Traffic^d:				
DWI/DUI	N/A	1,448 ¹	N/A	N/A
Parking	N/A	6,486 ¹	N/A	N/A
Other traffic violations:				
License violations	N/A	4,965 ¹	N/A	N/A
Speeding	N/A	40,824 ¹	N/A	N/A
Other moving	N/A	9,479 ¹	N/A	N/A
Other non-moving	N/A	16,893 ¹	N/A	N/A
Total	N/A	72,161 ¹	N/A	N/A
Total traffic	N/A	80,095 ¹	N/A	N/A
Grand total	N/A	90,511 ¹	N/A	N/A

Boldface headings indicate the classifications used by the NCSP.
N/A = This case type is handled by the court, but the data are unavailable.

^dCase definition or unit of count:
A civil case is counted with the filing of a complaint.
The criminal case unit of count is the number of complaints filed.
The traffic case unit of count is the number of violations contained within each citation.

¹Data are not complete:
Data represent a six-month period from January 1, 1977 to June 30, 1977. There were 769 individual monthly statistical reports submitted by 149 Justices of the Peace reflecting the workload of their courts. No data were submitted by justices in Brian Head, Enterprise, Henefer, Hildale, Huntsville, Ivins, Laverkin, Park City, Parowan, Perry, Riverdale, Snowville, St. George, Tooele County, or by two justices in Washington County.

Source: Utah Judicial Council, Annual Report, Utah Courts July 1976-June 1977 (Salt Lake City, Utah: 1977). Statistics are from the annual report except that totals have been computed where necessary, and additions were made by the office of the state court administrator during the process of data verification.

UTAH JUVENILE COURT
Court of limited jurisdiction
5 districts, 8 judges
January 1, 1977 to December 31, 1977

	Beginning pending	Filed ^j	Disposed ^j	End pending
Criminal^d:				
Misdemeanor:				
Adult referrals	N/A	270	N/A	N/A
Total criminal	N/A	270	N/A	N/A
Traffic:				
Other traffic violations:				
Traffic--juvenile	N/A	12,884	N/A	N/A
Total traffic	N/A	12,884	N/A	N/A
Juvenile:				
Criminal-type offense:				
Criminal	N/A	15,338	15,862	N/A
Status offense	N/A	6,049	N/A	N/A
Non-offense:				
Dependency, neglect, abuse	N/A	1,552	N/A	N/A
Total juvenile	N/A	22,939	15,862 ¹	N/A
Grand total	N/A	36,093	15,862 ¹	N/A

Boldface headings indicate the classifications used by the NCSP.
N/A = This case type is handled by the court, but the data are unavailable.

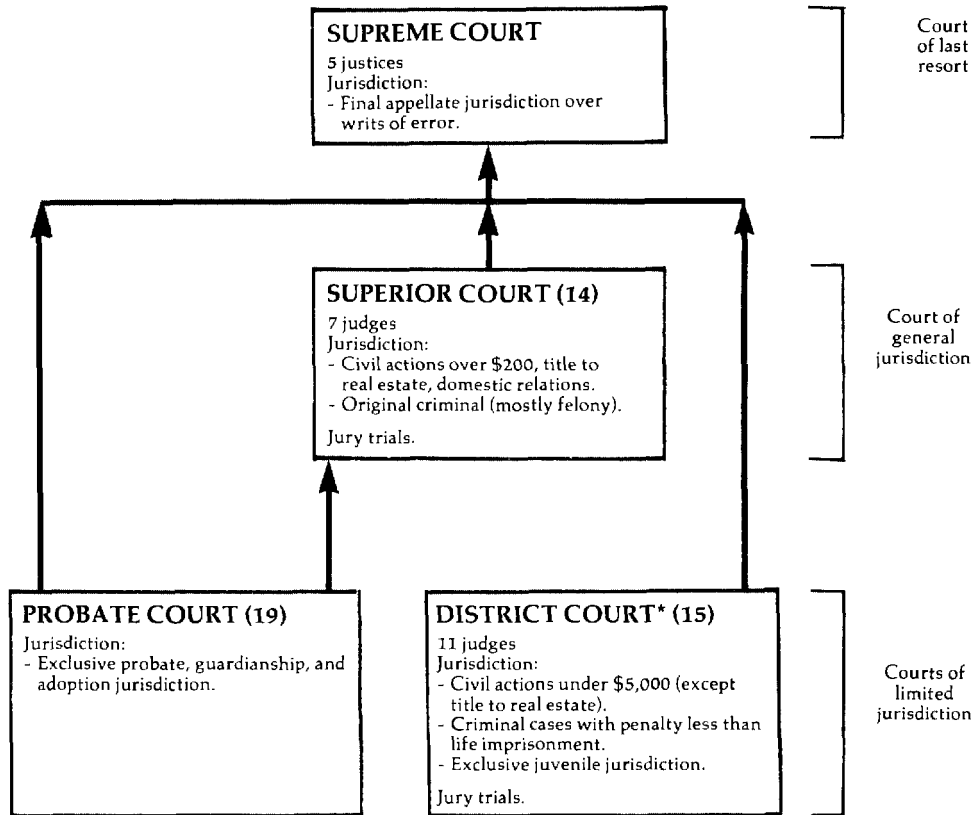
^dCase definition or unit of count:
The criminal case unit of count is the number of informations, indictments, or complaints.

¹Data are not complete:
Total juvenile and grand total disposed figures include only criminal-type offense cases. Filings are given for all categories.

^jExplanation of data included in the category:
Filed figures are the number of referrals.
Disposed figures include intake action dispositions and judicial action dispositions of the referrals.

Source: Administrative Office of Juvenile Court, Juvenile Court for the State of Utah, Annual Report, 1977 (Salt Lake City, Utah). Statistics are from the annual report except that totals have been computed where necessary.

VERMONT COURT SYSTEM, 1977



↑ Indicates route of appeal.

*The District Court was created as a court of limited jurisdiction but since its creation has steadily increased its scope to include almost all criminal business except for homicides and cases where the sentence may be life imprisonment.

VERMONT SUPREME COURT^b
 Court of last resort
 5 justices
 July 1, 1976 to June 30, 1977

	Beginning pending ^b	Filed	Disposed	End pending
Cases:				
Appeals:				
Civil:				
Civil	X	276	262	X
Small claims	X	0	4	X
URESAs	X	0	1	X
Habeas corpus	X	4	2	X
Total	X	280	269	X
Criminal:				
Criminal	X	57	45	X
Traffic	X	0	3	X
Bail	X	8	5	X
Total	X	65	53	X
Postconviction remedy	X	4	5	X
Juvenile	X	5	7	X
Total appeals	267	354	334	287
Other cases:				
Original proceedings:				
Original jurisdiction:				
Habeas corpus	X	1	1	X
Extraordinary relief	X	7	7	X
Other	X	1	0	X
Total	X	9	8	X
Disciplinary matter	X	1	2	X
Total	2	10	10	2
Requests to appeal				
Total other cases	2	10	10	2
<hr/>				
Total cases	269	364	344	289
Other proceedings:				
Rehearing requests:				
Motions requesting reargument	2	18	18	2
Total other proceedings	2	18	18	2

<u>Manner of disposition</u>				<u>Disposition of appeals</u>	
	<u>Appeals</u>	<u>Original Proceedings</u>	<u>Total</u>		
Written opinion by justice.....	120 ^m	0	120 ^m	Written and per curiam opinions:	
Per curiam	23	2	25	Affirmed	68
Without written opinion	75	6	81	Affirmed with instructions	1
Stipulation of parties	116	2	118	Affirmed with modifications	3
				Reversed	10
				Affirmed in part, reversed in part	7
				Dismissed	3
				Reversed and remanded	36
				Reversed and remanded with instructions ..	3
				Dismissed and cause remanded	1
				Remanded with instructions	1
				Affirmed and remanded	1
				Vacated and judgment made by court	4
				Certified questions answered	4
				Vacated and remanded with instructions ...	1

<u>Age of pending cases</u>		
	<u>Appeals</u>	<u>Original proceedings</u>
Under 6 months	153	1
6+ to 12 months	77	1
12+ to 18 months	41	0
18+ to 24 months	12	0
24+ to 30 months	2	0
30+ to 36 months	1	0
Over 36 months	1	0

Boldface headings indicate the classifications used by the NCSP.
 Blank space = Not enough information is known. The case category may or may not be handled by the court.
 X = The data for this case type are known to be included in the total but were not available by category.

^bParticular court or reporting system information:
 Vermont has changed the reporting period for Supreme Court data from the calendar year to the fiscal year. As a result, the beginning pending figure for the 1977 court year does not equal the end pending figure for the 1976 court year.

^mInformation on disposition type or trial data:
 Three concurring and two dissenting opinions were also written.

Source: Office of the Court Administrator, *Judicial Statistics for Year Ending June 30, 1977* (Montpelier, Vermont). Sources of case data are available. Statistics are from the annual report except that totals have been computed where necessary, and additions and corrections have been made during verification by the office of the court administrator.

VERMONT SUPERIOR COURT^b
 Court of general jurisdiction
 14 counties, 7 judges
 July 1, 1976 to June 30, 1977

	Beginning pending ^b	Filed	Disposed	End pending
Civil^d:				
Law:				
Civil	4,116	3,520	3,367	4,269
Domestic relations:				
Marriage dissolution:				
Matrimonial ^j	2,487	2,753	2,855	2,385
Appeal:				
Miscellaneous ^j	472	306	381	397
Extraordinary writ:				
Habeas corpus	12	22	29	5
Total civil	7,087	6,601	6,632	7,056
Criminal^d:				
Felony	9	51	35	25
Misdemeanor	0	1	0	1
Appeals	(j)	(j)	(j)	(j)
Postconviction remedy	9	19	21	7
Total criminal	18	71	56	33
Grand total	7,105	6,672	6,688	7,089

	Trial ^d			Civil dispositions			
	Jury	Non-jury	Total	Law	Domestic relations	Appeal	Total
Civil^m:							
Law	141	521	662	481	--	5	486
Appeal	20	125	145	321	--	46	367
Total	161	646	807	5	--	--	5
Criminal	3	6	9	1,897	426	185	2,508
Grand total	164	652	816	116	--	6	122
				1	--	--	1
				1	2,151	--	2,151
				--	278	--	278
Criminal dispositions							
Plea			11				
Dismissed			7				
Nolle prosequere			6				

Age of pending cases

	Law	Domestic relations	Appeal	Felony	Misdemeanor
Under 3 months	(n)	(n)	(n)	5	1
3+ to 6 months	(n)	(n)	(n)	8	0
6+ to 12 months	(n)	(n)	(n)	9	0
Under 12 months	2,240	1,861	207	3	0
12+ to 24 months	1,472	460	113	0	0
24+ to 36 months	440	60	53	0	0
Over 36 months	117	4	24	0	0

Boldface headings indicate the classifications used by the NCSP.
 -- = Not applicable.

^bParticular court or reporting system information:

Vermont has changed the reporting period of the Superior Court from the calendar year to the fiscal year. As a result the beginning pending figures for the 1977 court year do not equal the end pending figures for the 1976 court year.

^dCase definition or unit of count:

A civil case is counted with the filing of a petition or complaint.
 The criminal case unit of count is the number of informations or indictments.
 A jury trial is counted if the drawing of the jury begins.
 A non-jury trial is counted when the trial begins.

^jExplanation of data included in the category:

Matrimonial cases include divorce and annulment cases.
 Miscellaneous cases include both civil and criminal appeals as well as some habeas corpus and postconviction remedy cases.

^mCategories for disposition type or trial data:

Civil trials include data only for law and appeal cases.

ⁿTime interval or age of pending data:

The data for law, domestic relations, and appeal cases under 3 months, 3+ to 6 months, and 6+ to 12 months in age are included in the total listed as under 12 months.

Source: Office of the Court Administrator, Judicial Statistics for Year Ending June 30, 1977 (Montpelier, Vermont). Statistics are from the annual report except that totals have been computed where necessary, and corrections were made by the Office of the Court Administrator during data verification.

VERMONT DISTRICT COURT^b
Court of limited jurisdiction
15 circuits, 11 judges
July 1, 1976 to June 30, 1977

	Beginning pending ^b	Filed	Disposed	End pending
Civil^d:				
Law:				
Civil	4,070	3,112	4,401	2,781
Small claims	5,907	6,454	10,349	2,012
Domestic relations:				
Support/custody:				
Uniform Reciprocal Enforcement of Support Act	1,699	611	543	1,767
Mental health:				
Mentally ill commitments	34	459	422	71
Total civil	11,710	10,636	15,715	6,631
Criminal^d:				
Felony	935	2,619	2,545	1,009
Misdemeanor	3,248	15,369	15,476	3,141
Total criminal	4,183	17,988	18,021	4,150
Traffic:				
Total traffic	3,679	43,893	44,822	2,750
Juvenile:				
Total juvenile	254	1,038	1,094	198
Grand total	19,826	73,555	79,652	13,729

	Trial ^d		
	Jury	Non-jury	Total
Civil^m:			
Law	8	199	207
Small claims	17	618	635
Total	25	817	842
Criminal	127	67	194
Traffic	17	396	413
Total	169	1,280	1,449

Civil dispositions ^m	
Law:	
Voluntary dismissal	1,807
Default judgment	1,803
Dismissed by judge	568
Transferred	16
Small claims:	
Settled/discontinued/ dismissed/summary judgment	9,714

	Age of pending cases			
	Civil(law)	Felony	Misdemeanor	Traffic
Under 3 months	(n)	449	1,568	(n)
3+ to 6 months	(n)	225	532	(n)
Under 6 months	(n)	674	2,100	2,158
6+ to 12 months	(n)	205	601	326
Under 12 months	1,602	879	2,701	2,484
12+ to 24 months	668	80	305	207
24+ to 36 months	293	35	112	43
Over 36 months	218	15	23	16

Criminal dispositions	
Jury trial:	
Guilty plea	241
Nonjury trial:	
Guilty plea	24
Guilty plea before trial	12,590
Dismissed by court	1,038
Transferred to Juvenile Court	130
Dismissed by attorney for the state	3,804
Traffic dispositions	
Plea	36,804
Nolle prosequi	753
Dismissed	712
Referred to Department of Motor Vehicles (noncompliance)	6,140

Boldface headings indicate the classifications used by the NCSP.

^aCourt jurisdiction:

The District Court was created as a court of limited jurisdiction but since its creation has steadily increased its scope to include almost all criminal business except for homicides and cases where the sentence may be life imprisonment.

^bParticular court or reporting system information:

Vermont has changed the reporting period of the District Court from the calendar year to the fiscal year. As a result, the beginning pending figures for the 1977 court year do not equal the end pending figures for the 1976 court year.

^dCase definition or unit of count:

A civil case is counted with the filing of a petition or complaint.

The criminal case unit of count is the number of informations, indictments, or complaints.

A jury trial is counted if tried to verdict.

A non-jury trial is counted if tried to decision.

^mCategories for disposition type or trial data:

Civil trials and civil dispositions only include data for law and small claims cases.

ⁿTime intervals or age of pending data:

Civil age of pending cases under 3 months, 3+ to 6 months, under 6 months, and 6+ to 12 months are listed as under 12 months.

Traffic age of pending cases under 3 months and 3+ to 6 months are listed as under 6 months.

Source: Office of the Court Administrator, Judicial Statistics for Year Ending June 30, 1977 (Montpelier, Vermont). Statistics are from the annual report except that totals have been computed where necessary.

VERMONT PROBATE COURT^b
 Court of limited jurisdiction
 19 circuits
 July 1, 1976 to June 30, 1977

	Beginning pending ^b	Filed	Disposed	End pending
Civil:				
Domestic relations:				
Adoptions	124	494	504	114
Other domestic relations:				
Pre-marriage matters	0	635	635	0
Total	124	1,129	1,139	114
Estate:				
Probate/wills/intestate:				
Decedent estates and testamentary trusts	4,615 ⁱ	1,961	2,065 ⁱ	4,626 ⁱ
Guardianship/conservatorship/trusteeship:				
Guardianship	3,215 ⁱ	717	406 ⁱ	3,628 ⁱ
Other estate:				
Gifts to minors	2	9	11	0
Cemetaries	0	0	0	0
Vital records	102	442	425	119
Total	104	451	436	119
Total	7,934 ⁱ	3,129	2,907 ⁱ	8,373 ⁱ
Mental health:				
Alcohol and drug commitments	0	6	5	1
Other civil:				
Change of name	11	167	167	11
Total civil	8,069 ⁱ	4,431	4,218 ⁱ	8,498 ⁱ
Grand total	8,069 ⁱ	4,431	4,218 ⁱ	8,498 ⁱ

Number of contested hearings held

Domestic relations:	
Adoptions	35
Estate:	
Decedent estates and testamentary trusts	80 ⁱ
Guardianships	27 ⁱ
Mental health	3
Total	145 ⁱ

Boldface headings indicate the classifications used by the NCSP.

^bParticular court or reporting system information:

Vermont has changed the reporting period of the Probate Court from the calendar year to the fiscal year. As a result, the beginning pending figures for the 1977 court year do not equal the end pending figures for the 1976 court year.

^dCase definition or unit of count:

A civil case is counted with the filing of a petition or complaint.

^eChange in pending does not equal the difference between filings and dispositions:

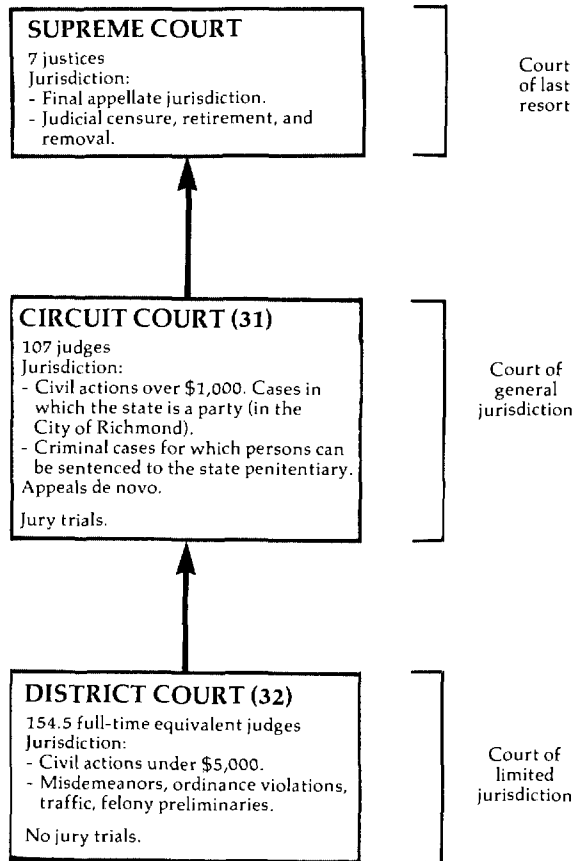
This difference is because pending figures do not include cases commenced prior to January 1, 1970 for these categories. All cases are counted in the dispositions column. Figures are as reported in the annual report.

ⁱData are not complete:

Figures for pending cases, dispositions, and for the number of contested hearings held in decedent estates and testamentary trusts and guardianship cases do not include hearings held for cases commenced prior to January 1, 1970.

Source: Office of the Court Administrator, Judicial Statistics for Year Ending June 30, 1977 (Montpelier, Vermont). Statistics are from the year ending report except that totals have been computed where necessary.

VIRGINIA COURT SYSTEM, 1977



↑ Indicates route of appeal.

VIRGINIA SUPREME COURT
Court of last resort
7 justices
January 10, 1977 to January 7, 1978

	Beginning pending	Filed	Disposed	End pending
Cases:				
Appeals:				
Petitions to appeal granted:				
Civil	X	(153) ^e	X	X
Criminal	X	(59) ^e	X	X
Postconviction remedy:				
Habeas corpus	X	(0) ^e	X	X
Total appeals	<u>112</u>	<u>(212)^e</u>	<u>229</u>	<u>1368</u>
Other cases:				
Original proceedings:				
Original jurisdiction:				
Habeas corpus	X	X	213	X
Mandamus	X	X	42	X
Prohibition	X	X	6	X
Total	<u>61¹</u>	<u>X</u>	<u>261</u>	<u>70</u>
Requests to appeal:				
Petitions to appeal:				
Withdrawn	--	X	58	--
Civil	197 ¹	X	426 (153) ^e	228
Criminal	210 ¹	X	757 (59) ^e	300
Postconviction remedy:				
Habeas corpus	11 ¹	X	36 (0) ^e	14
Total	<u>418¹</u>	<u>X</u>	<u>1,277 (212)^e</u>	<u>542</u>
Total other cases	<u>479¹</u>	<u>1,932</u>	<u>1,538 (212)^e</u>	<u>612⁸</u>
Total cases	591	1,932 (212)^e	1,767 (212)^e	748⁸
Other proceedings:				
Rehearing requests	N/A	75	71	N/A
Other matters:				
Orders to show cause or respond	--	--	264	--
Total other proceedings	N/A	75	335	N/A

<u>Manner of disposition</u>		<u>Disposition of cases</u>		
	<u>Appeals</u>	<u>Appeals</u>	<u>Requests to appeal</u>	<u>Original jurisdiction</u>
Written opinion	164	Affirmed	75	--
By order	65	Reversed, remanded, etc.	89	--
Withdrawn	58	Denied	--	1,219
		Withdrawn	--	58

Boldface headings indicate the classifications used by the NCSP.

N/A = This case type is handled by the court, but the data are unavailable.

X = The data for this case type are known to be included in the total but were not available by category.

-- = Not applicable.

^eCases not included in the total to avoid double counting:

Petitions to appeal granted are not counted as disposed until the appeal is disposed; a filing is not counted for the appeal. The number of granted petitions to appeal appear in parentheses.

⁸Change in pending does not equal the difference between filings and dispositions:

Figures are as reported in the annual report.

¹Special source or revision in data:

Beginning pending figures for other cases were taken from the 1976 annual report, where they are listed as end pending figures for 1976.

Source: Office of the Executive Secretary, Supreme Court, State of the Judiciary Report 1976 and State of the Judiciary Report 1977 (Richmond, Virginia: 1977 and 1978). Statistics are from the annual report except that totals have been computed where necessary.

VIRGINIA CIRCUIT COURT
 Court of general jurisdiction
 31 circuits, 107 judges
 January 1, 1977 to December 31, 1977

	Beginning pending	Filed	Disposed	End pending
Civil^d:				
Law:				
Other law	X	21,990	20,749	X
Real property rights:				
Condemnation	X	1,140	1,198	X
Equity:				
Other chancery	X	11,097	10,578	X
Domestic relations:				
Marriage dissolution:				
Divorce	X	31,107	29,748	X
Appeal	X	2,351	1,470	X
Total civil	86,296 ^{fh}	67,685	63,743	90,238
Criminal^d:				
Felony	8,655 ^{fh}	27,762	27,876	8,541
Misdemeanor	4,465 ^{fh}	21,482	19,658	6,289
Extraordinary writ:				
Habeas corpus	25 ^{fh}	422	409	38
Total criminal	13,145 ^{fh}	49,666	47,943	14,868
Grand total	99,441 ^{fh}	117,351	111,686	105,106

<u>Trial^d</u>			<u>Civil dispositions</u>						
	Jury	Non-jury	Total		Real property	Equity	Marriage	Appeal	Total
Civil				Settled/dismissal	Law	rights	dissolution		
Law	1,451	3,632	5,083	Default judgment	12,439	377	3,033	660	18,820
Real property rights	281	483	764	Case purged	1,155	1	26	27	1,262
Equity	34	3,944	3,978		1,390	23	1,481	137	6,097
Domestic relations:									
Marriage dissolution	23	23,742	23,765						
Appeal	159	450	609						
Total	1,948	32,251	34,199						
Criminal:									
Felony	1,283	6,425	7,708	Withdrawal prior to trial					
Misdemeanor	725	5,414	6,139	Dismissed without trial					
Extraordinary writ	0	140	140	Nolle Prosequi					
Total	2,008	11,979	13,987	Guilty plea prior to trial					
Grand total	3,956	44,230	48,186	Other					

Boldface headings indicate the classifications used by the NCSP.
 X = The data for this case type are known to be included in the total but were not available by category.
 -- = Not applicable.

^dCase definition or unit of count:
 A civil case is counted with the filing of a petition or complaint.
 The criminal case unit of count is the number of defendants on the indictment.
 A jury trial is counted when the jury is sworn.
 A non-jury trial is counted at the point when an opening statement or the introduction of any evidence occurs.
^fBeginning pending figure for the 1977 court year does not equal the end pending figure for the 1976 court year:
 Figures are as given in the annual report.
^hFigure was computed:
 Beginning pending figure was calculated from filings, dispositions, and end pending figures.

Source: Office of the Executive Secretary, Supreme Court, State of the Judiciary Report 1977 (Richmond, Virginia: 1978). Statistics are from the report except that totals have been computed where necessary.

VIRGINIA DISTRICT COURT
 Court of limited jurisdiction
 32 districts, 154.5^c full-time equivalent judges
 January 1, 1977 to December 31, 1977

	Beginning pending	Filed	Disposed	End pending
Civil^d:				
Domestic relations	N/A	46,693	41,166	N/A
Other civil:				
Civil	<u>N/A</u>	<u>356,452</u>	<u>339,224</u>	<u>N/A</u>
Total civil	N/A	403,145	380,390	N/A
Criminal^d:				
Other criminal:				
Criminal	<u>N/A</u>	<u>280,238</u>	<u>261,861</u>	<u>N/A</u>
Total criminal	N/A	280,238	261,861	N/A
Traffic:				
Total traffic	N/A	844,365	802,353	N/A
Juvenile:				
Total juvenile	N/A	115,745	94,048	N/A
Grand total	N/A	1,643,493	1,538,652	N/A

Boldface headings indicate the classifications used by the NCSP.
 N/A = This case type is handled by the court, but the data are unavailable.

^cJudge information:

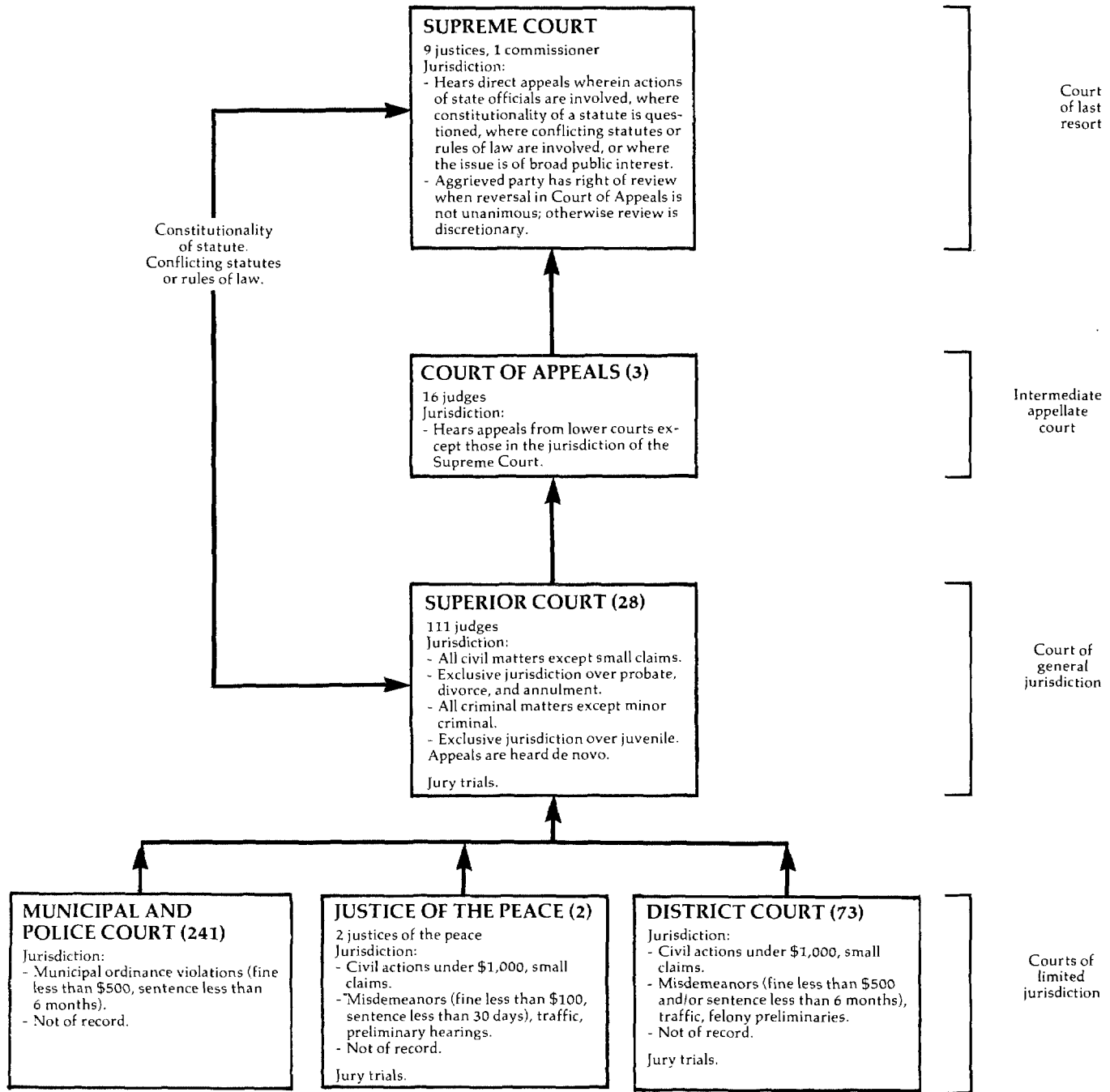
The court is also served by magistrates. There are 410 positions authorized, 241 of which serve full-time. During the 1977 court year, they issued 287,405 arrest warrants, 208,572 bonds, 36,428 summons, 2,287 search warrants, 166,226 committals and releases, and 153,466 civil warrants. Starting July 1, 1977, they were authorized to dispose of minor traffic infractions by prepayment, and handled 9,112 of these cases in the remaining six months of the court year.

^dCase definition or unit of count:

A civil case is counted with the filing of a petition or complaint.
 The criminal case unit of count is the number of defendants on the indictment or complaint.

Source: Office of the Executive Secretary, Supreme Court, State of the Judiciary Report 1977 (Richmond, Virginia: 1978). Statistics are from the annual report except that totals have been computed where necessary.

WASHINGTON COURT SYSTEM, 1977



WASHINGTON SUPREME COURT
Court of last resort
9 justices^c
January 1, 1977 to December 31, 1977,

	Beginning pending	Filed	Disposed	End pending
Cases:				
Appeals:				
Civil	154	156	146	164
Criminal	44	66	54	56
Total appeals	198	222	200	220
Other cases:				
Original proceedings:				
Disciplinary matter	3	11	6	8
Total	3	11	6	8
Requests to appeal:				
Petitions for review:				
Civil	42	136	113	64
Criminal	60	155	148	68
Total	102	291	261	132
Motions, writs, etc. ^j	32 ^f	114	95	51
Total	134 ^f	405	356	183
Total other cases	137 ^f	416	362	191
Total cases	335	638	562	411

	<u>Manner of disposition</u>				Total	<u>Time intervalⁿ (median months)</u>	
	Appeals	Disciplinary	Petitions for review	Motions/wills			Median
Opinion	113	1	23	21	158	Filing of notice of appeal to date perfected (ready for setting)	6.5
Order:						Date perfected to date argued	4.0
Denied	13	0	236	31	280	Date argued to filing of opinion	7.5
Dismissed	51	5	2	41	99	Filing of notice of appeal to date opinion filed	18.0
Transferred ...	23	0	0	2	25		

Status of pending cases (12/31/77)

Not ready	83
Ready for setting	25
Set for hearing	196
Opinion/order in process	96
Opinion/order filed	11

Boldface headings indicate the classifications used by the NCSP.

^cJudge information:

In addition, one commissioner serves the Supreme Court.

^fBeginning pending figure for the 1977 court year does not equal the end pending figure for the 1976 court year:

Figures were revised by the clerk of the Supreme Court.

^jExplanation of data included in the category:

Motions, writs, etc. includes cases of personal restraint and discretionary review.

ⁿInformation on time interval or age of pending data:

This data includes only those appeals which were filed directly in the Supreme Court. The appeals which were filed originally in the Court of Appeals and were later certified or transferred to the Supreme Court required an average of five months more in processing.

Source: Office of the Administrator for the Courts, 21st Annual Report 1977 (Olympia, Washington). Statistics are from the annual report except that totals have been computed where necessary.

WASHINGTON COURT OF APPEALS
Intermediate appellate court
3 divisions, 16 judges
January 1, 1977 to December 31, 1977

	Beginning pending	Filed	Disposed	End pending
Cases:				
Appeals:				
Civil	1,153	1,057	938 ^h	1,272
Criminal	688	640	442 ^h	886
Total appeals	1,841	1,697	1,380	2,158
Other cases:				
Original proceedings:				
Personal restraint petitions ^j	21	143	102 ^h	62
Requests to appeal:				
Motions for discretionary review	53	156	152 ^h	57
Total other cases	74	299	254	119
Total cases	1,915	1,996	1,634	2,277

Manner of disposition

Time interval (median months)

	Appeals	Other cases	Total		Div. I	Div. II	Div. III
Published opinion	270	17	287				
Unpublished opinion	387	20	407	Filing of notice of appeal to date perfected	5.0	7.4	6.0
Order:				Date perfected to date argued	7.0	8.0	7.0
Denied	--	152	152	Date argued to filing of opinion	4.0	2.0	2.0
Dismissed	615	53	668	Filing of notice of appeal to date opinion filed ..	16.0	17.4	15.0
Transferred	108	12	120				

Status of pending case (12/31/77)

Not ready for setting	1,000
Ready for setting	446
Set for hearing	372
Opinion/order in process	145
Opinion/final order filed	314

Boldface headings indicate the classifications used by the NCSP.
-- = Not applicable.

^hFigure was computed:

Disposed figures were computed from pending and filed data.

^jExplanation of data included in the category:

Personal restraint petitions include habeas corpus, writs and motions, and CrR 7.7 cases.

Source: Office of the Administrator for the Courts, 21st Annual Report 1977 (Olympia, Washington). Statistics are from the annual report except that totals have been computed where necessary.

WASHINGTON SUPERIOR COURT
 Court of general jurisdiction
 28 courts, 110 judges
 January 1, 1977 to December 31, 1977

	Beginning pending	Filed	Disposed	End pending
Civil^d:				
Tort:				
Auto tort	N/A	3,857	X	N/A
Other tort	N/A	3,464	X	N/A
Total	N/A	7,321	X	N/A
Contract	N/A	19,779	X	N/A
Real property rights:				
Property rights	N/A	3,663	X	N/A
Condemnations	N/A	156	X	N/A
Total	N/A	3,819	X	N/A
Domestic relations:				
Marriage dissolution:				
Dissolutions	N/A	32,995	X	N/A
Other domestic relations	N/A	6,979	X	N/A
Total	N/A	39,974	X	N/A
Estate:				
Probate/wills/intestate:				
Probate	N/A	16,164	12,355	N/A
Mental health	N/A	2,810	N/A	N/A
Appeal:				
Appeal of trial court case:				
Lower court appeals	N/A	517	X	N/A
Extraordinary writ:				
Writs and injunctions	N/A	1,216	X	N/A
Other civil	N/A	7,400	X	N/A
Total civil	N/A	99,000	85,141 ¹	N/A
Criminal^d:				
Felony/misdemeanor:				
Crime against person ^j	N/A	2,451	X	N/A
Crime against property ^j	N/A	3,827	X	N/A
Liquor/narcotics	N/A	1,722	X	N/A
Other criminal	N/A	2,738	X	N/A
Total	N/A	10,738	X	N/A
Appeal:				
Lower appeals	N/A	3,403	X	N/A
Total criminal	N/A	14,141	14,664	N/A
Juvenile:				
Total juvenile	N/A	14,824	N/A	N/A
Grand total	N/A	127,965	99,805 ¹	N/A
Trial^d				
	Jury	Non-jury	Total	
Civil ^m	990	6,967	7,957	
Criminal	2,153	610	2,763	
Total	3,143	7,577	10,720	

Boldface headings indicate the classifications used by the NCSP.
 N/A = This case type is handled by the court, but the data are unavailable.
 X = The data for this case type are known to be included in the total but were not available by category.

^dCase definition or unit of count:

- A civil case is counted with the filing of a petition or complaint.
- The criminal case unit of count is the number of defendants on the information or indictment.
- A jury trial is counted when the jury is sworn.
- A non-jury trial is counted when the first witness is sworn.

¹Data are not complete:

- Total civil disposition figure does not include mental health cases.
- Grand total disposition figure does not include mental health or juvenile cases.

^jExplanation of data included in the category:

- Crime against person category includes homicide, assault, sex offenses, and robbery.
- Crime against property category includes burglary, larceny, and forgery.

^mInformation on disposition type or trial data:

- Civil trials data do not include estate or mental health cases.

Source: Office of the Administrator for the Courts, 21st Annual Report 1977 (Olympia, Washington). Statistics are from the annual report except that totals have been computed where necessary.

WASHINGTON DISTRICT COURT AND JUSTICES OF THE PEACE^k
 Court of limited jurisdiction
 73 district courts, 2 justices of the peace
 January 1, 1977 to December 31, 1977

	Beginning pending	Filed	Disposed	End pending
Civil^d:				
Law:				
Civil	N/A	50,681	N/A	N/A
Small claims	N/A	21,074	N/A	N/A
Total civil	N/A	71,755	N/A	N/A
Criminal^d:				
Misdemeanor	N/A	67,264	N/A	N/A
Preliminary hearing:				
Felony preliminary	N/A	6,731	N/A	N/A
Total criminal	N/A	73,995	N/A	N/A
Traffic:				
Total traffic	N/A	559,596	N/A	N/A
Grand total	N/A	705,346	N/A	N/A

	Trial ^d			Criminal dispositions ^m
	Jury	Non-jury	Total	
Civil	161	4,797	4,958	
Criminal, District Court workload	253	8,501	8,754	Bail forfeitures
Traffic, District Court workload	690	39,086	39,776	14,938
Criminal and traffic, Municipal Court workload^{k1}				
	280	18,719	18,999	Traffic dispositions^m
Grand total	1,384	71,103	72,487	Bail forfeitures
				336,634

Boldface headings indicate the classifications used by the NCSP.

N/A = This case type is handled by the court, but the data are unavailable.

^dCase definition or unit of count:

A civil case is counted with the filing of a petition or complaint.

The criminal case unit of count is the number of defendants on the information, indictment, or complaint.

A jury trial is counted when the jury is sworn.

A non-jury trial is counted when the first witness is sworn.

^kAdditional information:

District Court and Justices of the Peace data include Municipal Court cases that are processed by District Courts, which contract with municipalities for this purpose.

^lSpecial source or revision in data:

Data for trial information for criminal and traffic cases handled in the Municipal Court were supplied by the Office of the Administrator for the Courts during the data verification process.

^mExplanation of data included in the category:

Criminal and traffic dispositions include figures for bail forfeiture listed under both the court business of the District Courts and of Municipal Courts that contract with the District Courts.

Source: Office of the Administrator for the Courts, 21st Annual Report 1977 (Olympia, Washington). Statistics are from the annual report except that totals have been computed where necessary, and additions were made by the Office of the Administrator for the Courts during data verification.

WASHINGTON MUNICIPAL COURT
 Court of limited jurisdiction
 241 courts
 January 1, 1977 to December 31, 1977

	Beginning pending	Filed	Disposed	End pending
Criminal^d:				
Ordinance violation:				
Criminal	N/A	43,379 ⁱ	N/A	N/A
Total criminal	N/A	43,379 ⁱ	N/A	N/A
Traffic:				
Parking:				
Parking citations	N/A	1,015,296 ⁱ	N/A	N/A
Other traffic violation:				
Traffic	N/A	260,434 ⁱ	N/A	N/A
Total traffic	N/A	1,275,730 ^d	N/A	N/A
Grand total	N/A	1,319,109 ⁱ	N/A	N/A

	Trial ^d			
	Jury	Non-jury	Total	
Criminal	X	X	X	Criminal dispositions
Traffic	X	X	X	
Total	273	31,294	31,567	Bail forfeitures 10,389 ⁱ
				Traffic dispositions
				Bail forfeitures 160,361 ⁱ

Boldface headings indicate the classifications used by the NCSP.
 N/A = This case type is handled by the court, but the data are unavailable.
 X = The data for this case type are known to be included in the total but were not available by category.

^dCase definition or unit of count:
 The criminal case unit of count is the number of defendants on the information, indictment, or complaint.
 A jury trial is counted when the jury is sworn.
 A non-jury trial is counted when the first witness is sworn.

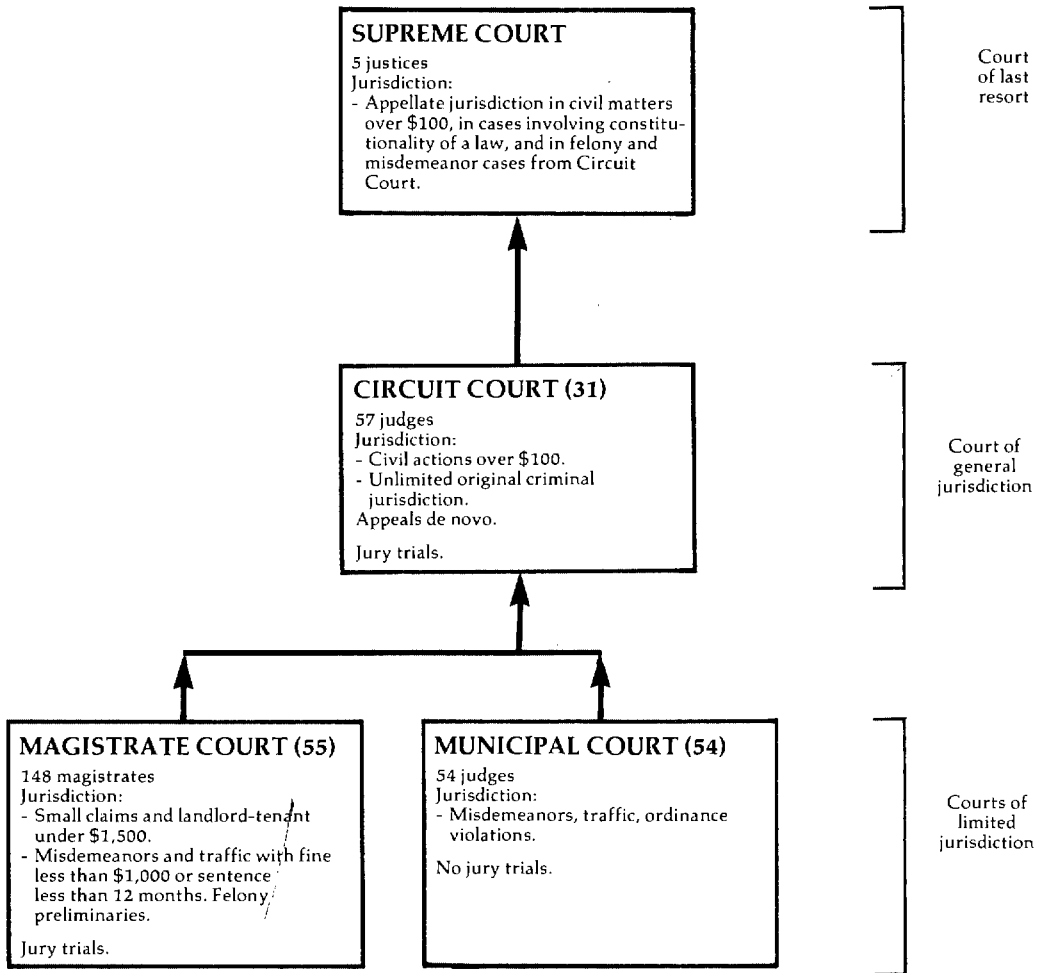
ⁱData are not complete:
 No data were available for the towns of Anacortes, Elma, George, Ocean Shores, Omak, Riverside, Rockford, Skykomish, Soap Lake, West Richland, and Zillah.

^kAdditional information:
 Municipal and Police Court figures do not include those Municipal Court cases (municipal ordinance violations/traffic violations) that are processed by District Courts, which contract with municipalities for this purpose.

^lSpecial source or revision in data:
 Disposition figures for criminal and traffic cases were supplied by the Office of the Administrator for the Courts during the data verification process.

Source: Office of the Administrator for the Courts, 21st Annual Report 1977 (Olympia, Washington). Statistics are from the annual report except that totals have been computed where necessary, and corrections were made by the Office of the Administrator for the Courts during data verification.

WEST VIRGINIA COURT SYSTEM, 1977



↑ Indicates route of appeal.

WEST VIRGINIA SUPREME COURT OF APPEALS
 Court of last resort
 5 Justices
 January 1, 1977 to December 31, 1977

	Beginning pending	Filed	Disposed	End pending
Cases:				
Appeals:				
Total appeals	5 ^h	0 (185) ^e	179	11
Other cases^k:				
Original proceedings:				
Advisory opinion:				
Certified question	X	2	2	X
Original jurisdiction				
Total	X	441	441	X
	3 ^f	443	443	3 ^h
Requests to appeal	43	420	198 (222) ^e	43 ^h
Total other cases	46 ^f	863	641 (222) ^e	46
Total cases	51	863 (185)^e	820 (222)^e	57
Other proceedings:				
Rehearing requests	0	13	13	0
Total other proceedings	0	13	13	0
<u>Manner of disposition (matured cases)</u>		<u>Disposition of original proceedings</u>		
Written and per curiam opinion	139		<u>Original jurisdiction</u>	<u>Advisory opinion</u>
Dismissal/withdrawal	8		Granted	1
Undecided	46		Denied	1

Boldface headings indicate the classifications used by the NCSP.
 Blank space = Not enough information is known. The case category may or may not be handled by the court.
 X = The data for this case type are known to be included in the total, but were not available by category.

^eCases not included in the total to avoid double counting:
 Requests to appeal that have been granted are not counted as disposed until the appeal is disposed; a filing is not counted for the resulting appeal. These granted requests to appeal are the numbers appearing in parentheses.

^fBeginning pending figure for the 1977 court year does not equal the end pending figure for the 1976 court year:
 Data are as given in the unpublished report.

^hFigure was computed:
 Pending figures were computed from disposed, filed and the other pending figures.

^kAdditional information:
 West Virginia does not have an automatic appeal in either civil or criminal cases. Case accounting provided by the court consists of accounting for petitions for appeal filed and acted upon. Data are not maintained regarding appeals as a separate category.
 Original proceedings are heard on a discretionary basis.

Source: Unpublished data provided by the administrative office of the courts. Statistics are from the unpublished data except that totals have been computed where necessary.

WEST VIRGINIA CIRCUIT COURT
 Court of general jurisdiction
 31 circuits, 57 judges
 January 1, 1977 to December 31, 1977

	Beginning pending	Filed	Disposed	End pending
Civil^d:				
Domestic relations:				
Adoption	187 ^h	1,295	1,230	252
Other civil:				
Civil	34,248 ^h	33,542	31,691	36,099
Total civil	34,435^h	34,837	32,921	36,351
Criminal^d:				
Total criminal	10,351 ^h	9,875	8,512	11,714
Juvenile:				
Total juvenile	3,510 ^h	7,318	7,522	3,306
Grand total	48,296^h	52,030	48,955	51,371

Boldface headings indicate the classifications used by the NCSP.

^dCase definition or unit of count:
 A civil case is counted with the filing of a petition or complaint.
 The criminal case unit of count is the number of indictments or warrants issued.

^hFigure was computed:
 Beginning pending figures were calculated from filed, disposed, and end pending data.

Source: Unpublished data provided by the administrative office of the courts. Statistics are from the unpublished data except that totals have been computed where necessary.

WEST VIRGINIA MAGISTRATE COURTS^a
 Court of limited jurisdiction
 55 courts, 148 magistrates
 July 1, 1977 to December 31, 1977

	Beginning pending	Filed	Disposed	End pending
Civil^d:				
Total civil	N/A	N/A	13,360 ^f	N/A
Criminal^d:				
Misdemeanor	N/A	N/A	25,126 ^f	N/A
Preliminary hearing:				
Felony	N/A	N/A	3,143 ^f	N/A
Total criminal	N/A	N/A	28,269 ^f	N/A
Traffic:				
Other traffic violation:				
Traffic and D.N.R.	N/A	N/A	42,036 ^f	N/A
Total traffic	N/A	N/A	42,036 ^f	N/A
Grand total	N/A	N/A	83,665 ^f	N/A

Boldface headings indicate the classifications used by the NCSP.
 N/A - This case type is handled by the court, but the data are unavailable.

^aCourt jurisdiction:
 This court was established January 1, 1977, replacing the Justice Courts throughout the state.

^dCase definition or unit of count:
 A civil case is counted with the filing of a petition or complaint.
 The criminal case unit of count is the number of warrants issued.

^fData are not complete:
 There were no reports received from Lewis, Logan, and Taylor counties; one monthly report was received from Webster and Wood counties; two monthly reports were received from Berkeley and Ritchie counties; three monthly reports from Tucker and Wyoming counties; four monthly reports from Kanawha and Raleigh counties; and five monthly reports from Mingo, Pendleton, Putnam, Randolph, and Wirt counties.

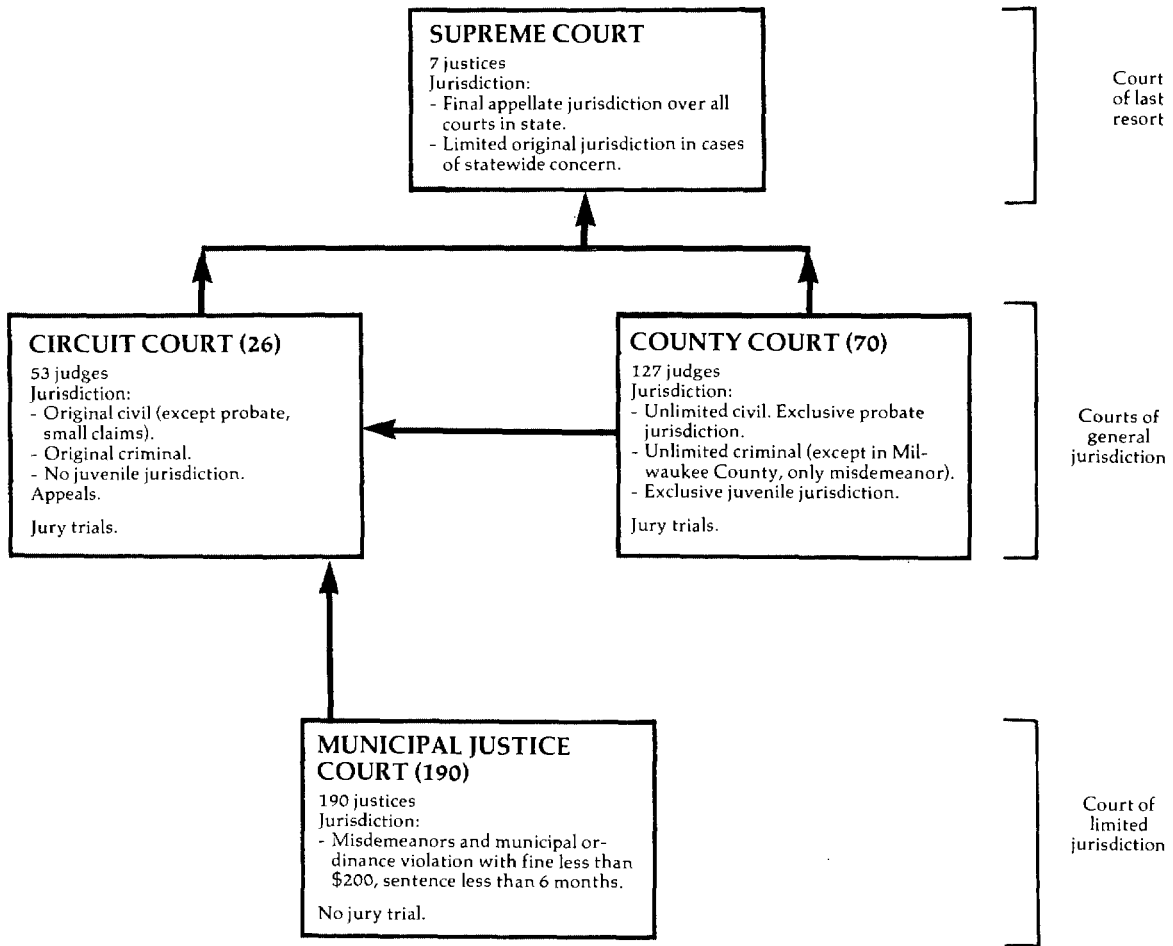
^jExplanation of data included in the category:
 "D.N.R." are cases, primarily traffic violations, occurring in state parks under the jurisdiction of the Department of Natural Resources.

Source: Unpublished data provided by the administrative office of the courts. Statistics are from the unpublished data except that totals have been computed where necessary.

WEST VIRGINIA MUNICIPAL COURT
 Court of limited jurisdiction
 54 courts, 54 judges
 January 1, 1977 to December 31, 1977

There were no data available for cases handled in the Municipal Court for 1977.

WISCONSIN COURT SYSTEM, 1977



↑ Indicates route of appeal.

WISCONSIN SUPREME COURT
Court of last resort
7 Justices
July 1, 1976 to July 1, 1977

	Beginning pending	Filed	Disposed	End pending
Cases:				
Appeals:				
Civil	478	516 ^j	433	561
Criminal ^k	152	234	216	170
Total appeals	630	750	649	731
Other cases:				
Original proceedings:				
Habeas corpus	0	6	6	0
Mandamus	0	14	14	0
Prohibition	0	29	29	0
Certiorari	0	2	2	0
Stay	0	21	21	0
Miscellaneous	0	6	6	0
Original actions	3	4	4	3
Total	3	82	82	3
Disciplinary	6	16	14	8
Total	9	98	96	11
Requests to appeal:				
Postconviction remedy:				
Habeas corpus	0	20	20	0
Mandamus	0	16	16	0
Prohibition	0	4	4	0
Certiorari	0	4	4	0
Miscellaneous	0	12	12	0
Total	0	56	56	0
Total other cases	9	154	152	11
Total cases	639	904	801	742
Other proceedings:				
Rehearing requests:				
Motion for rehearing	--	32	32	--
Motion for reconsideration	--	7	7	--
Total	--	39	39	--
Other matters:				
Motions	--	295	295	--
Foreign bar admissions	--	28	28	--
Petition to appoint counsel on denial of postconviction motion	--	12	12	--
Total	--	335	335	--
Total other proceedings	--	374	374	--

Manner of disposition	Total	Disposition of appeals			Disposition of other cases		
		Civil	Criminal	Total	Granted	Denied	Dismissed
Published written opinion	284 ^m	158	151	309			
Published per curiam	25	59	30	89			
Unpublished per curiam	127	192	19	211	Original jurisdiction ...	28	53
Terminated without opinion	228	13	6	19	Requests to appeal	0	56
		3	1	4			
		6	6	12			
		2	3	5			

Time interval (median months)

	Civil opinions	Criminal opinions	Total opinions
Docketed date to filing date of appellant's brief	2.33	1.30	1.46
Filing date of appellant's brief to filing date of respondent's brief	1.13	1.53	1.40
Filing date of respondent's brief to date of submission	14.06	6.53	10.93
Date of submission to date of decision	1.13	.93	1.13
Date of decision to date of remittitur	2.06	.96	1.66
Total time-docketing date to date of remittitur	21.50	12.66	19.10

Boldface headings indicate the classifications used by the NCSP.
-- = Not applicable.

JExplanation of data included in the category:

Civil appeals filed includes one reinstated case.

KAdditional information:

Pursuant to a new procedure adopted at the beginning of the 1976-77 term, "no merit" cases are now docketed as regular criminal cases by the clerk of court.

MInformation on disposition type or trial data:

In addition to the 284 majority published written opinions, there were 22 dissenting opinions and 10 concurring opinions published.

Source: Administrator of the Courts, Judicial Statistics 1977 (Madison, Wisconsin: 1977)(unpublished). Statistics are from the unpublished annual report except that totals have been computed where necessary. Revisions and corrections were made by the administrative office of the court during data verification.

WISCONSIN CIRCUIT COURT AND COUNTY COURT^b
 Court of general jurisdiction
 26 courts, 53 judges; 70 courts, 127 judges
 January 1, 1977 to December 31, 1977

	Beginning pending	Filed	Disposed	End pending
Civil^d:				
Small claims	N/A	N/A	127,045	N/A
Domestic relations^j:				
Marriage dissolution:				
Actions affecting marriage	N/A	N/A	19,234	N/A
Estate:				
Probate/wills/intestate:				
Estate	N/A	N/A	44,628	N/A
Other civil^j:				
Civil:				
Circuit	N/A	N/A	23,151	N/A
County	N/A	N/A	43,452	N/A
Total	<u>N/A</u>	<u>N/A</u>	<u>66,603</u>	<u>N/A</u>
Total civil	N/A	N/A	257,510	N/A
Criminal^d:				
Felony/misdemeanor:				
Criminal	N/A	N/A	73,664	N/A
Other criminal:				
Forfeiture actions	<u>N/A</u>	<u>N/A</u>	<u>62,913</u>	<u>N/A</u>
Total criminal	N/A	N/A	136,577	N/A
Traffic^d:				
Total traffic	N/A	N/A	321,610	N/A
Juvenile^d:				
Total juvenile	N/A	N/A	17,512	N/A
Grand total	N/A	N/A	733,209	N/A

Boldface headings indicate the classifications used by the NCSP.
 N/A = This case type is handled by the court, but the data are unavailable.

^bParticular court or reporting system information:
 The change in the 1977 statistical reporting format is due to a change in statewide data collection from an aggregate to a case-by-case tracking system. The conversion resulted in some incongruities, producing some distortion in the 1977 judicial statistics. The statistics reported above were taken from reports prepared by the clerks of court. No filing figures are available.

^dCase definition or unit of count:
 A civil case is counted with the filing of a petition or complaint.
 The criminal and traffic case unit of count is the number of informations or indictments where the suit tax is collected. This, therefore does not include dismissals, not guilty judgments, or cases where the defendant was adjudged indigent and unable to pay.
 A juvenile disposition is counted with the disposition of a formal petition.

^jExplanation of data included in the category:
 Estate cases include estate, guardianship, trusts, other probate, mental health, adoption, and public assistance cases. These cases are all handled in the County Court.
 Domestic relations cases do not include adoption or public assistance cases.
 Other civil cases include money judgements, torts, appeals, support actions and other civil cases filed.

Source: Administrator of the Courts, Judicial Statistics 1977 (Madison, Wisconsin: 1977)(unpublished). Statistics are from the unpublished annual report except that totals have been computed where necessary.

WISCONSIN MUNICIPAL JUSTICE COURT¹
Court of limited jurisdiction
190 courts, 190 justices²
January 1, 1977 to December 31, 1977

	Beginning pending	Filed	Disposed	End pending
Criminal^d:				
Ordinance violation:				
Other ordinance violations	N/A	N/A	29,464 ¹	N/A
Other criminal:				
Other cases	<u>N/A</u>	<u>N/A</u>	<u>4,340¹</u>	<u>N/A</u>
Total criminal ^k	N/A	N/A	33,804 ¹	N/A
Traffic:				
Parking	N/A	N/A	108,488 ¹	N/A
Other traffic violation:				
Traffic	<u>N/A</u>	<u>N/A</u>	<u>129,812¹</u>	<u>N/A</u>
Total traffic	N/A	N/A	238,300 ¹	N/A
Grand total	N/A	N/A	272,104 ¹	N/A

Boldface headings indicate the classifications used by the NCSP.

N/A = This case type is handled by the court, but the data are unavailable.

^cJudge information:

190 municipal justices reported statistics for 1977, an increase of 54 over the total of 136 who reported data for 1976. The municipal justice spends average of 2 1/2 hours on the bench and another 3 hours on related court work each week.

^dCase definition or unit of court:

The criminal case unit of count is the number of complaints.

¹Data are not complete:

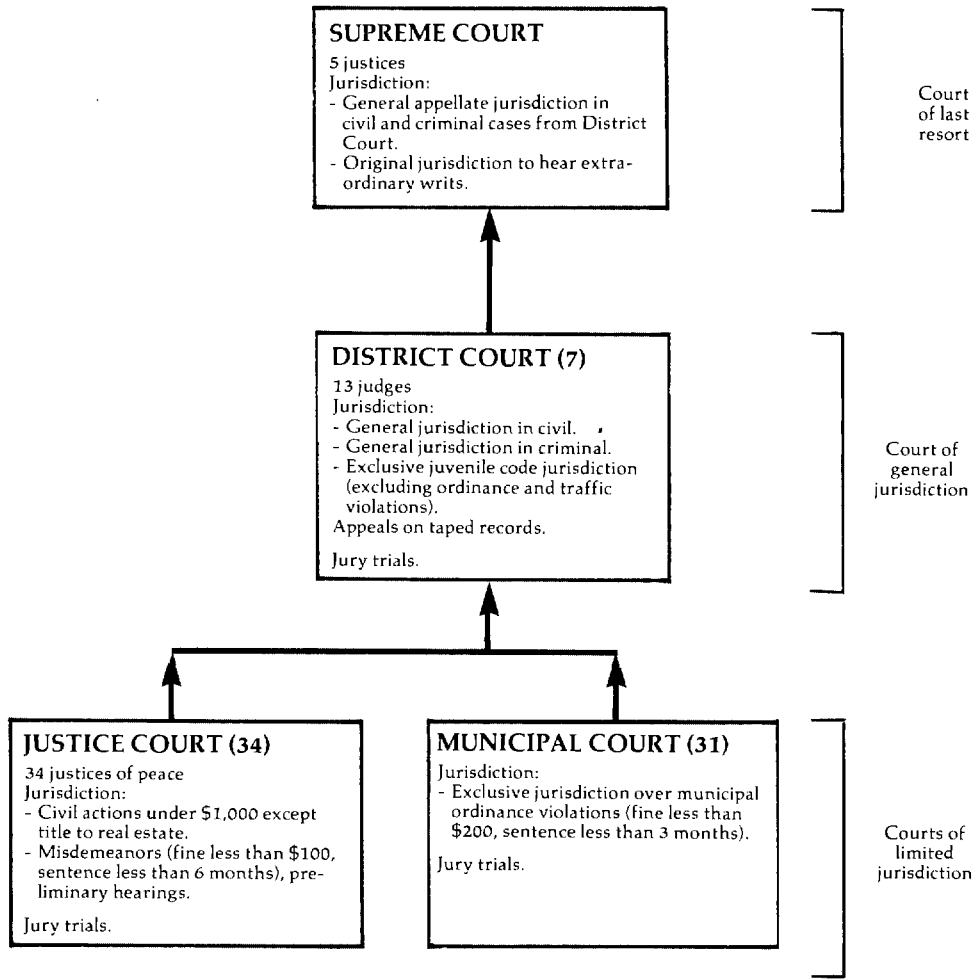
No data were reported for the cities of Abbotsford, Cumberland, Middleton, and Peshtigo, the towns of Blue Mounds, Dunn, Florence, Oregon, Palmyra, and Silver Cliff, and the villages of Avoca, Belleville, Monticello, New Auburn, and Valders.

^kAdditional information:

In addition to **criminal** cases disposed, there were also 25,629 warrants issued.

Source: Administrator of the Courts, Judicial Statistics 1977 (Madison, Wisconsin: 1977)(unpublished). Statistics are from the unpublished annual report except that totals have been computed where necessary.

WYOMING COURT SYSTEM, 1977



↑ Indicates route of appeal.

WYOMING SUPREME COURT
Court of last resort
5 Justices
January 1, 1977 to December 31, 1977

	Beginning pending	Filed	Disposed	End pending
Cases:				
Appeals:				
Civil:				
School districts	X	3	X	X
County government	X	2	X	X
Municipalities	X	11	X	X
Probate	X	5	X	X
Parental rights	X	1	X	X
Divorce	X	9	X	X
Reserve questions	X	0	X	X
Other civil	X	48	X	X
Total	X	79	X	X
Criminal	X	39	78	X
Appeals of administrative agency case:				
State agency	X	12	X	X
Workmen's compensation	X	4	X	X
Total	X	16	X	X
Juvenile	X	1	X	X
Total appeals	X	135	160	X
Other cases:				
Original proceedings:	X	11	17	X
Total other cases	X	11	17	X
Total cases	153	146	177	122

<u>Manner of disposition^m</u>						<u>Time interval (average months)</u>		<u>Status of pending cases (12/31/77)</u>	
<u>Appeals</u>									
	Number written	Civil, agency, and juvenile	Criminal	Original proceedings	Total				
Opinion ..	102	45	69	0	114	Docketing to maturity	5	Not matured	52
Order	63	37	9	17	63	Maturity to argument	4	Matured	0
						Argument to opinion	6	Set	18
								Under advisement	44

Boldface headings indicate the classifications used by the NCSP.
X = The data for this case type are known to be included in the total but were not available by category.

^mInformation on disposition type or trial data:
The manner of disposition chart contains information both on the number of opinions and orders written and the number of cases that were disposed by the opinions and orders, broken down by case type.
The 102 opinions disposed 114 cases; the 63 orders disposed 63 cases.

Source: Unpublished data supplied by the clerk of the Supreme Court. Statistics are from the unpublished data except that totals have been computed where necessary.

WYOMING DISTRICT COURT^d
 Court of general jurisdiction
 7 districts, 13 judges
 January 1, 1977 to December 31, 1977

	Beginning pending	Filed	Disposed	End pending
Civil^d:				
Estate:				
Probate/wills/intestate:				
Probate	X	X	2,246 ¹	X
Other civil	X	X	6,510 ¹	X
Total civil	3,515 ¹	9,044	8,756 ¹	3,803 ¹
Criminal^d:				
Felony:				
Criminal	687 ¹	1,284	1,352 ¹	609 ¹
Total criminal	687 ¹	1,284	1,352 ¹	609 ¹
Juvenile:				
Total juvenile	N/A	829	N/A	N/A
Grand total	4,202 ¹	11,157	10,108 ¹	4,412 ¹

<u>Trial^d</u>			<u>Civil dispositions^d</u>		<u>Criminal dispositions^d</u>	
	Jury	Non-jury	Total	Default	Dismissal	Guilty plea
Civil	33	2,339	2,372	3,165		582
Criminal	78	238	316	3,168		376
Total	111	2,577	2,688			

Boldface headings indicate the classifications used by the NCSP.
 X = The data for this case type are known to be included in the total but were not available by category.

^dCase definition or unit of count:
 A civil case is counted with the filing of a petition or complaint.
 The criminal case unit of count is the number of informations.
 The trial definition is not consistent statewide.

¹Data are not complete:
 Pending and disposed cases do not include cases filed before 1974.
 Grand total pending and disposition data do not include juvenile cases.

Source: Office of the Court Coordinator for the Supreme Court of Wyoming, 1977 District Court Statistics (unpublished). Statistics are from this unpublished source except that totals have been computed where necessary.

WYOMING JUSTICE COURT
 Court of limited jurisdiction
 34 courts, 34 justices of the peace
 January 1, 1977 to December 31, 1977

There were no data available for cases handled in the Justice Court for 1977.

WYOMING MUNICIPAL COURT
 Court of limited jurisdiction
 31 courts
 January 1, 1977 to December 31, 1977

There were no data available for cases handled in the Municipal Court for 1977.

Appendices

Appendix A: Technical discussion of estimation procedures

A: Calculation of Missing and Incomplete Data

Least squares regression was used to estimate the total volume of filings and dispositions in trial and appellate courts for 1977. The procedure followed is similar to the one that was used to estimate the national totals for the 1976 edition of the Annual Report. The same or a reduced number of independent variables in each regression equation were used to predict 1977 filings and dispositions as were identified by the extended study conducted for the 1976 Annual Report. The coefficients of each regression equation were estimated, using all complete state-level caseload data. Puerto Rico and Guam were not included in the estimation procedure or in the 1977 estimated national totals that were subsequently developed since no figures were available for the independent variables for them.

The criterion used to identify which variables best predicted the caseload figures was the coefficient of variation (R^2) which tells the percent of the variation the variable being predicted is explained by variation in the independent variables. The coefficient of variation can have any value between 0% and 100%. The combination of independent variables and variable transformations that produced the highest R^2 for each data element being predicted was chosen as the predictive equation for that data element. The variables and transformations that were found to produce the best predictions of caseload in 1976 still produced highest R^2 values when applied to 1977 data. The equations that were developed to estimate the 1977 national totals are discussed below.

Appellate Courts

Courts of last resort:

$$\text{Filings} = 347 + .00017 \times \text{total state population} \quad (1)$$

$$\text{Dispositions} = 56 + .94 \times \text{court of last resort filings} \quad (2)$$

The number of missing data points that it was necessary to estimate with this pair of equations was small. Complete filing data were supplied by 46 of the 51 possible and dispositions were given for 44. Only one state was unable to supply complete data for either filings or dispositions. For those states with no filing data, the estimate of the filing figure from equation (1) was used as the independent variable in equation (2).

Whether or not complete data were available for the state, estimates of its filings and dispositions were calculated using these equations so that the reader can make an evaluation of the quality of the estimation equations. The estimates

for each state are given in Table A. These numbers should be compared to the actual filings and dispositions for each state that are given in the second and third columns of Table 2 in Part I of this report.

The R^2 value of 54% for equation (1) was lower than would be acceptable if our primary goal was to estimate each missing data point. The introduction of two additional independent variables into the equation in the extensive analysis done for the 1976 Annual Report produced an R^2 value in 1976 of 81%. However, for our purposes we were satisfied with the much simpler univariable equation for predicting the missing values. Our goal is to accurately predict the sum of fifty-one numbers. Forty-six of them are already available, so even moderately good estimates for the other five will produce a very accurate estimate of the actual total. For this goal, an R^2 of 54% is adequate.

Intermediate Appellate Courts

$$\text{Filings} = -225 + .00052 \times \text{total state population} \quad (3)$$

$$\text{Dispositions} = -121 + .995 \times \text{intermediate appellate court filings} \quad (4)$$

As was the case with the court of last resort, almost all states reported complete data for filings and dispositions in their intermediate appellate courts. The method used to estimate the filing and disposition volume for courts of last resort was used here, also. Of the 27 states with intermediate appellate courts in 1977, only one did not report complete filings data and a different one did not report disposition data. The number of dispositions from the Court of Appeals, the new intermediate appellate court in Kansas, was not included in the estimation of equation (2) since that court was created during the year and was in session for only the final six months. An estimate of the number of cases this court would have disposed, had the court been in session the full year, was made, based on the number of cases filed in the court, and is found in Table A.

Again, the R^2 value for equation (3) is relatively low, 65%. But we need only predict one number, that of the filings in the New York intermediate appellate courts, and we already know that there were at least 10,368. Adding further variables to the equation for the sake of more precisely identifying one number was considered unnecessary. The state-by-state estimates for filing and dispositions in intermediate appellate courts, based on equations (3) and (4), are given

Table A: Estimates of filings and dispositions in courts of last resort and intermediate appellate courts in 1977 by state.

State	Court(s) of last resort		Intermediate appellate courts	
	Filed	Disposed	Filed	Disposed
Alabama.....	988	821	1,731 ^a	1,036 ^a
Alaska.....	415	631	--	--
Arizona.....	759	960	1,030	1,877
Arkansas.....	721	707	--	--
California.....	4,133	3,669	11,326	11,295
Colorado.....	804	746	1,169	1,003
Connecticut.....	871	873	--	--
Delaware.....	448	397	--	--
District of Columbia.....	463	1,325	--	--
Florida.....	1,853	2,170	4,369	9,489
Georgia.....	1,230	1,460	2,469	2,003
Hawaii.....	508	352	--	--
Idaho.....	497	407	--	--
Illinois.....	2,279	1,125	5,670	4,244
Indiana.....	1,263	502	2,569	759
Iowa.....	841	1,211	1,281	234
Kansas.....	740	491	973	248
Kentucky.....	953	490	1,623	1,794
Louisiana.....	1,028	2,182	1,851	2,277
Maine.....	535	411	--	--
Maryland.....	1,058	579	1,943	1,419
Massachusetts.....	1,320	1,295	2,744	1,041
Michigan.....	1,898	1,466	4,508	4,370
Minnesota.....	1,022	995	--	--
Mississippi.....	764	804	--	--
Missouri.....	1,168	682	2,279	2,017
Montana.....	478	496	--	--
Nebraska.....	611	629	--	--
Nevada.....	462	1,081	--	--
New Hampshire.....	495	351	--	--
New Jersey.....	1,591	1,549	2,865	5,835
New Mexico.....	555	649	408	453
New York.....	3,371	3,219	9,001 ^a	8,846 ^a
North Carolina.....	1,307	492	2,705	953
North Dakota.....	457	230	--	--
Ohio.....	2,172	1,479	5,342	7,841
Oklahoma.....	833 ^a	1,935 ^a	1,256	231
Oregon.....	761	886	1,036	2,218
Pennsylvania.....	2,360	1,509	5,916 ^a	6,219 ^a
Rhode Island.....	509	457	--	--
South Carolina.....	854	513	--	--
South Dakota.....	464	326	--	--
Tennessee.....	1,093	881	2,050 ^a	1,346 ^a
Texas.....	2,582 ^a	5,430 ^a	6,593	1,841
Utah.....	5,570	651	--	--
Vermont.....	5,431	397	--	--
Virginia.....	1,229	1,869	--	--
Washington.....	978	655	1,699	1,868
West Virginia.....	670	866	--	--
Wisconsin.....	1,129	904	--	--
Wyoming.....	417	193	--	--

-- = Not applicable.

^aData for the two courts of last resort in Oklahoma and in Texas and for the two intermediate appellate courts in Alabama, New York, Pennsylvania, and Tennessee were added together before they were analyzed.

in Table A. They may be compared to the actual data given in columns 8 and 9 of Table 2 in Part I of this report.

Trial Courts

Data for trial courts were estimated by case category: civil, criminal, traffic, and juvenile. Far fewer states reported complete data for general and for limited jurisdiction courts than for appellate courts. As a result, the estimates of the national totals of cases filed and disposed in trial courts are not as accurate as those given for appellate courts.

Civil:

$$\text{Filings} = 22,865 + .07 \times \text{total state expenditures} \quad (5)$$

$$\text{Dispositions} = 311 + .96 \times \text{trial court civil filings} \quad (6)$$

Equation (5) is based on data from 19 states, while equation (10) is based on data from only 10. Data from California were excluded from equation (6) when a graph of the data demonstrated that the relationship between filings and dispositions in California was very different from the relationship that existed in other states. Since the filing and disposition volume in California is much greater than it is in other states, it would have had an undue influence on the estimates had it been included in equation (6). Including California would artificially increase the R^2 value but would also increase the error in the estimate of the number of filings in all of the other states. Therefore, California was excluded from the development of equation (6) and Table B does not contain an estimate of civil dispositions in California.

The estimates of the volume of civil filings and dispositions in trial courts in all states but California are given in Table B. These figures may be compared to columns 19 and 20 in Table 17 in Part I of this volume.

Criminal:

$$\text{Filings} = 31,194 + .039 \times \text{total state population} \quad (7)$$

$$\text{Dispositions} = 4,010 + .91 \times \text{trial court criminal filings} \quad (8)$$

Equation (7) was based on data from 20 states, while equation (8) was based on data from 14 states. Data from California were not included in equation (8) since, as was the case with the estimates of civil dispositions, there is a different relationship between criminal filings and dispositions in California, probably due to the large volume of cases, than exists in the other states. Had California been included, the R^2 value, used to indicate how well the variation of the independent

variable (in this case, total state population) explains variation in the variable to be predicted, would have been higher, but the estimate of the number of criminal cases disposed in each state including California would have been less accurate than the estimates calculated excluding the California data.

The estimates of criminal filings and dispositions for all states except California are given in Table B and may be compared to columns 19 and 20 in Table 28 in Part I of this volume.

Traffic:

$$\text{Filings} = 4,024 + .25 \times \text{state population living within standard metropolitan statistical areas (SMSA pop)} \quad (9)$$

$$\text{Dispositions} = 21,718 + .92 \times \text{trial court traffic filings} \quad (10)$$

The procedure used to estimate the number of traffic cases filed and disposed during 1977 was a modification of that used for 1976. A few states include parking cases as a part of their traffic caseload; most do not. In order to prevent those few states that include parking cases from inflating the estimates for states that do not include parking cases in their caseload, parking cases were subtracted from the traffic caseload where possible before the regression equation was estimated. The states reporting complete traffic data from which parking cases could be eliminated were California, Hawaii, and New Jersey. Equation (9) was estimated with complete traffic filing data (minus parking cases) from 17 states, while equation (10) was estimated with complete dispositions minus parking cases from 12. The estimates given for traffic cases in Table B are for all traffic cases except parking. When the estimates of the number of traffic cases filed and disposed during 1977 were calculated, all known parking data were added back into the total, whether they were complete or not. Since parking cases were included with the rest of the traffic volume through the entire estimation procedure in 1976, the estimates of the number of traffic cases filed and disposed in 1976 may be somewhat inflated. The numbers estimated for 1977 are about ten percent lower than those calculated for 1976. Since the data estimated and given in Table B do not include all traffic cases, they are not directly comparable to any of the tables contained in Part I of this report.

Juvenile:

$$\text{Filings} = -7,951 + 621 \times \frac{\text{SMSA pop}}{1,000} \quad (11)$$

$$\text{Dispositions} = 2,942 + .93 \times \text{trial court juvenile filings} \quad (12)$$

Complete juvenile data were reported by more states than were data for any other category of

Table B: Estimates of filings and dispositions of civil, criminal, traffic, and juvenile cases in trial courts in 1977 by state.

State	Civil		Criminal		Traffic ^a		Juvenile	
	Filed	Disposed	Filed	Disposed	Filed	Disposed	Filed	Disposed
Alabama.....	201,309	193,509	179,303	167,635	582,951	557,950	21,715	23,031
Alaska.....	93,645	21,077	46,690	21,994	50,175	101,410	425	4,314
Arizona.....	139,598	134,284	126,164	119,142	446,017	431,990	17,970	19,567
Arkansas.....	118,248	113,795	117,555	111,286	213,736	218,325	9,904	12,086
California.....	1,330,850	(b)	905,761	(b)	5,146,161	4,911,693	80,462	102,657
Colorado.....	157,647	151,606	136,690	128,748	540,603	518,996	20,609	17,816
Connecticut.....	170,040	209,033	152,068	87,418	700,106	263,523	24,578	15,273
Delaware.....	65,558	163,500	54,477	53,723	104,949	118,256	4,435	7,045
District of Columbia..	120,828	155,730	57,881	30,511	177,727	132,585	8,299	8,760
Florida.....	360,323	454,153	379,025	322,342	1,847,565	1,721,214	44,987	73,502
Georgia.....	237,217	227,970	235,142	218,591	730,283	693,474	25,276	26,326
Hawaii.....	115,917	30,891	67,038	36,476	186,095	190,531	8,685	10,413
Idaho.....	69,933	44,013	65,746	30,879	40,793	199,505	0	10,096
Illinois.....	609,497	610,366	477,517	477,934	2,321,003	2,177,652	51,397	26,705
Indiana.....	242,073	232,631	242,694	225,483	923,512	871,217	29,436	23,534
Iowa.....	180,621	124,852	145,220	177,728	277,892	271,035	12,453	8,547
Kansas.....	132,311	127,291	121,899	115,250	275,864	275,473	12,377	14,392
Kentucky.....	200,191	125,963	171,086	216,103	400,372	407,103	16,595	27,856
Louisiana.....	248,381	238,685	188,342	175,884	633,668	604,602	22,987	24,208
Maine.....	78,154	75,316	74,433	71,934	67,165	83,500	1,846	4,650
Maryland.....	267,347	256,887	195,347	145,734	893,843	843,926	28,828	27,551
Massachusetts.....	350,073	395,200	255,960	237,589	1,266,101	1,186,350	35,850	47,922
Michigan.....	549,070	527,259	389,512	359,464	1,898,029	1,767,634	45,707	30,737
Minnesota.....	285,739	274,538	186,933	174,598	655,476	624,662	23,518	24,690
Mississippi.....	142,449	137,021	127,455	120,320	165,048	173,539	7,694	10,060
Missouri.....	192,564	185,117	220,781	205,486	780,238	739,425	26,400	18,423
Montana.....	68,811	66,349	61,364	60,008	51,443	69,038	539	3,441
Nebraska.....	91,557	64,188	92,003	87,968	179,756	187,068	8,393	7,438
Nevada.....	57,933	55,910	57,724	56,686	135,379	146,247	6,180	8,659
New Hampshire.....	60,698	58,563	65,316	63,615	93,141	107,394	3,016	5,732
New Jersey.....	397,939	423,449	318,490	334,370	1,718,491	953,888	43,101	79,027
New Mexico.....	95,922	92,368	79,129	76,220	105,964	101,610	4,497	7,102
New York.....	1,289,183	1,237,553	252,986	650,844	4,025,835	3,724,911	70,240	46,830
North Carolina.....	295,840	301,617	56,590	380,675	636,204	684,979	23,049	23,870
North Dakota.....	66,031	63,681	452,669	12,147	41,554	59,942	0	3,843
Ohio.....	463,811	562,116	143,342	417,098	2,169,107	2,016,987	49,419	190,553
Oklahoma.....	158,102	152,043	126,633	134,818	401,387	390,937	16,626	11,181
Oregon.....	153,661	147,781	496,143	80,759	366,392	358,746	15,519	16,498
Pennsylvania.....	638,400	396,100	156,607	525,020	2,412,039	2,470,320	52,552	35,889
Rhode Island.....	78,148	75,310	68,564	66,579	223,372	227,188	10,309	8,395
South Carolina.....	170,349	163,797	148,155	139,210	356,249	349,416	15,188	16,993
South Dakota.....	57,598	55,588	58,155	57,080	52,711	70,205	652	3,545
Tennessee.....	198,449	190,764	203,447	189,668	689,709	656,152	24,334	25,454
Texas.....	528,421	507,442	547,404	503,550	2,582,446	3,926,598	54,656	53,506
Utah.....	95,425	91,891	82,690	79,470	257,605	258,678	11,683	24,164
Vermont.....	54,574	21,106	50,446	20,490	4,024	62,093	0	3,902
Virginia.....	264,902	452,171	234,908	305,068	853,270	798,413	27,979	110,021
Washington.....	253,039	164,186	176,838	165,385	667,394	635,625	23,805	16,656
West Virginia.....	130,135	125,203	105,777	100,538	173,924	181,703	8,120	9,712
Wisconsin.....	304,063	292,123	211,703	197,202	746,512	708,402	25,645	26,667
Wyoming.....	50,552	48,826	47,316	47,189	4,024	25,419	0	2,942

^aTraffic and total cases estimates do not include parking cases.

^bNo estimate is given for California civil or criminal cases disposed since this figure was not included in the predictive equation. The actual number of civil and criminal dispositions in California was used for the compilation of the national estimates of the number of civil cases and criminal cases disposed during 1977.

trial court cases. Filing estimates were based on data from 32 states; disposition estimates were based on data from 24. However, the R^2 value for measuring the adequacy of the estimation equation was lower for juvenile filings than it was for any of the other equations. This is probably a reflection of the different way each state counts juvenile cases. Equation (11) produced negative estimates of the numbers of the case filings for four states, due to the large negative intercept term and the small number of people who live in SMSAs in those states. When calculating the estimate of the total number of juvenile cases filed, complete data were available for three of the states, and zero was used as the estimate of the number of filings in the fourth.

B. Calculation of the Estimates of National Totals

For each of the twelve categories of data represented above by an estimation equation, an estimate of the national total volume was calculated. The best estimate of the individual figure for each of the twelve categories of data was identified for each state. Complete data were used where they were available. Where complete data were not available, the estimate of the actual figure that was generated by the appropriate estimation equation was used. Actual figures or estimates for all 50 states and the District of Columbia were added together to produce the estimates of the national totals. For traffic filings and dispositions, parking cases that had been removed from analysis at earlier stages of the estimation procedure as discussed above were added into the total of other traffic

cases to produce the estimates of filings and dispositions for all traffic cases. Finally, the estimates of total filings were added together by level of court to produce estimates of the total number of cases filed in all appellate courts and in all trial courts. Total dispositions for appellate and trial courts were produced in a similar manner. The estimates of caseload volume for appellate courts is given in Table 1 and for trial courts in Table B in Part I of this volume.

All the reported estimates of the national total caseload figures given in Tables 1 and 13 are actually the midpoints of ranges of numbers, each of which contain the actual number it is meant to estimate. As such, the estimates are reported as round numbers in Tables 1 and 13 and should be considered as "ballpark" estimates of the actual data. They may be compared to the midpoints of the ranges that were reported as estimates of the total caseload in trial and appellate courts in the 1976 Annual Report. Appellate and trial court juvenile cases appear to have increased between 1976 and 1977. Trial court civil cases have remained constant. Criminal and traffic cases have decreased. As has been discussed, the drop in the volume of traffic cases may be more attributable to the method of its estimation than to an actual drop in the traffic caseload in trial courts. The overall total filing and disposition figures for trial courts also fell between 1976 and 1977, primarily due to the decrease in the traffic caseload. Future editions of this report will continue to study the continuing trend in appellate and trial court volume.

Appendix B: Sources of 1977 state court caseload statistics

STATE	COURTS OF LAST RESORT	INTERMEDIATE APPELLATE COURTS	GENERAL JURISDICTION COURTS	LIMITED JURISDICTION COURTS
Alabama	Alabama Judicial System (The Administrative Director of the Courts) and unpublished data provided by the clerk of the Supreme Court	Alabama Judicial System (The Administrative Director of the Courts) and unpublished data provided by the clerk of the Court of Civil Appeals and the Court of Criminal Appeals	Alabama Judicial System (The Administrative Director of the Courts) and unpublished data provided by the Administrative Office of Courts	Alabama Judicial System (The Administrative Director of the Courts)
Alaska	Alaska Court System, 1977 Annual Report (Administrative Director of the Courts) and memo from clerk to Justices of Supreme Court entitled "Supreme Court Activity 1977"	-----	Alaska Court System, 1977 Annual Report (Administrative Director of the Courts) and memo from clerk to Justices of Supreme Court entitled "Supreme Court Activity 1977"	Alaska Court System, 1977 Annual Report (Administrative Director of the Courts)
Arizona	The Arizona Courts, 1977 Judicial Report (Arizona Supreme Court)	The Arizona Courts, 1977 Judicial Report (Arizona Supreme Court)	The Arizona Courts, 1977 Judicial Report (Arizona Supreme Court)	The Arizona Courts, 1977 Judicial Report (Arizona Supreme Court)
Arkansas	Thirteenth Annual Report, 1977 Judicial Statistics (Executive Secretary, Judicial Department)	-----	Thirteenth Annual Report, 1977 Judicial Statistics (Executive Secretary, Judicial Department)	Thirteenth Annual Report, 1977 Judicial Statistics (Executive Secretary, Judicial Department)
California	1978 Annual Report of the Administrative Office of the California Courts (Judicial Council of California) and unpublished data provided by the Administrative Office of the Courts	1978 Annual Report of the Administrative Office of the California Courts (Judicial Council of California) and unpublished data provided by the Administrative Office of the Courts	1978 Annual Report of the Administrative Office of the California Courts (Judicial Council of California) and unpublished data provided by the Administrative Office of the Courts	1978 Annual Report of the Administrative Office of the California Courts (Judicial Council of California) and unpublished data provided by the Administrative Office of the Courts
Colorado	Annual Statistical Report of the Colorado Judiciary 1976-77 (Office of the State Court Administrator)	Annual Statistical Report of the Colorado Judiciary 1976-77 (Office of the State Court Administrator)	Annual Statistical Report of the Colorado Judiciary, 1976-77 (Office of the State Court Administrator)	Annual Statistical Report of the Colorado Judiciary, 1976-77 (Office of the State Court Administrator)
Connecticut	Biennial Report of the Connecticut Judicial Department 1976-1978 (Chief Court Administrator, Judicial Department)	-----	Biennial Report of the Connecticut Judicial Department 1976-78 (Chief Court Administrator, Judicial Department) and unpublished data provided by the Office of the Chief Court Administrator	Biennial Report of the Connecticut Judicial Department 1976-78 (Chief Court Administrator, Judicial Department) and unpublished data provided by the Office of the Chief Administrator
Delaware	1977 and 1978 Annual Reports of the Delaware Judiciary (Director, Administrative Office of the Courts)	-----	1977 Annual Report of the Delaware Judiciary (Director, Administrative Office of the Courts) and unpublished data supplied by the Administrative Office of the Courts	1977 Annual Report of the Delaware Judiciary (Director, Administrative Office of the Courts)
District of Columbia	1977 Annual Report (Joint Committee on Judicial Administration in the District of Columbia and Executive Officer)	-----	1977 Annual Report (Joint Committee on Judicial Administration in the District of Columbia and Executive Officer)	-----
Florida	Florida Judicial System Statistical Report 1977 (Office of State Courts Administrator)	Florida Judicial System Statistical Report 1977 (Office of State Courts Administrator)	Florida Judicial System Statistical Report 1977 (Office of State Courts Administrator)	Florida Judicial System Statistical Report 1977 (Office of State Courts Administrator)
Georgia	Unpublished data provided by the clerk of the Supreme Court	Unpublished data provided by the clerk of the Court of Appeals	Fourth Annual Report (Administrative Office of the Courts) and unpublished data provided by the Administrative Office of the Courts	Fourth Annual Report (Administrative Office of the Courts) and unpublished data provided by the Administrative Office of the Courts
Guam	-----	-----	1979 Judicial Plan (Superior Court of Guam)	-----

--- Indicates that the state has no court at this level.

(continued on next page)

STATE	COURTS OF LAST RESORT	INTERMEDIATE APPELLATE COURTS	GENERAL JURISDICTION COURTS	LIMITED JURISDICTION COURTS
Hawaii	<u>State of Hawaii: Annual Report 1976-1977</u> (Administrative Director of the Courts) and unpublished data provided by the clerk of the Supreme Court	-----	<u>State of Hawaii: Annual Report 1976-77</u> (Administrative Director of the Courts) and unpublished data provided by the Office of the Administrative Director	<u>State of Hawaii: Annual Report 1976-77</u> (Administrative Director of the Courts)
Idaho	<u>The Idaho Courts 1977 Annual Report and Appendix</u> (Administrative Office of the Courts)	-----	<u>Idaho Courts 1977 Annual Report</u> (Administrative Office of the Courts)	-----
Illinois	<u>1977 Annual Report of the Supreme Court of Illinois</u> (Administrative Office of the Illinois Courts)	<u>1977 Annual Report of the Supreme Court of Illinois</u> (Administrative Office of the Illinois Courts)	<u>1977 Annual Report of the Supreme Court of Illinois</u> (Administrative Office of the Illinois Courts)	-----
Indiana	<u>1977 Indiana Judicial Report</u> (Division of State Court Administration)	<u>1977 Indiana Judicial Report</u> (Division of State Court Administration)	<u>1977 Indiana Judicial Report</u> (Division of State Court Administration)	<u>1977 Indiana Judicial Report</u> (Division of State Court Administration)
Iowa	<u>Iowa Supreme Court Statistical Report For the Year 1977, Iowa Judiciary</u> (Clerk of the Supreme Court) and <u>1977 Annual Statistical Report</u> (Court Administrator of the Judicial Department)	<u>Iowa Court of Appeals Statistical Report for the Year 1977 (Amended)</u> (Clerk of the Supreme Court) and <u>1977 Annual Statistical Report</u> (Administrator of the Judicial Department)	<u>1977 Annual Statistical Report, Iowa Judiciary</u> (Court Administrator of the Judicial Department)	-----
Kansas	<u>Kansas Judicial Council Bulletin 1977, 51st Annual Report</u> (Judicial Council)	<u>Kansas Judicial Council Bulletin 1977, 51st Annual Report</u> (Judicial Council)	<u>Kansas Judicial Council Bulletin 1977, 51st Annual Report</u> (Judicial Council) and <u>Statistical Report on the District Courts 1977</u> (Office of Judicial Administrator)	<u>Kansas Judicial Council Bulletin 1976, 50th Annual Report and 1977, 51st Annual Report</u> (Judicial Council)
Kentucky	<u>Annual Report, 1977</u> (Administrative Office of the Courts) and unpublished data supplied by the clerk of the Supreme Court	Unpublished data supplied by Administrative Office of the Courts	<u>Annual Report 1977</u> (Administrative Office of the Courts)	<u>Annual Report, 1977</u> (Administrative Office of the Courts)
Louisiana	<u>Judicial Council Annual Report with 1977 Statistics and Related Data</u> (Judicial Administrator)	<u>Judicial Council Annual Report with 1977 Statistics and Related Data</u> (Judicial Administrator)	<u>Judicial Council Annual Report with 1977 Statistics and Related Data</u> (Judicial Administrator) and unpublished data supplied by the Office of the Judicial Administrator	<u>Judicial Council Annual Report with 1977 Statistics and Related Data</u> (Judicial Administrator) and unpublished data supplied by the Office of the Judicial Administrator
Maine	<u>Annual Report 1977</u> (Administrative Office of the Courts)	-----	<u>Annual Report 1977</u> (Administrative Office of the Courts)	<u>Annual Report 1977</u> (Administrative Office of the Courts)
Maryland	<u>Annual Report 1976-77</u> (Administrative Office of the Courts)	<u>Annual Report 1976-77</u> (Administrative Office of the Courts)	<u>Annual Report 1976-77</u> (Administrative Office of the Courts)	<u>Annual Report 1976-77</u> (Administrative Office of the Courts)
Massachusetts	Unpublished data supplied by the Office of the Chief Administrative Justice	<u>Annual Report</u> (unpublished) (Clerk and Administrator of the Appeals Court)	<u>Annual Report--The Office of the Chief Administrative Justice of the Trial Court, 1978</u> (Chief Administrative Justice)	<u>Annual Report--The Office of the Chief Administrative Justice of the Trial Court, 1978</u> (Chief Administrative Justice)
Michigan	Unpublished data provided by the clerk of the Supreme Court	<u>Annual Report 1977-78</u> (State Court Administrator)	<u>Annual Report 1976-77</u> (State Court Administrator) and <u>1977 Annual Report</u> (Recorder's Court of the City of Detroit, Michigan)	<u>Annual Report 1976-77</u> (State Court Administrator)
Minnesota	Unpublished data supplied by the Office of the State Court Administrator	-----	Unpublished data supplied by the Office of the State Court Administrator	Unpublished data supplied by the Office of the State Court Administrator
Mississippi	<u>11th and 12th Annual Statistical Reports 1976, 1977</u> (Executive Assistant, Supreme Court)	-----	Unpublished data provided by the Mississippi Judicial Council	Unpublished data provided by the Mississippi Judicial Council

--- Indicates that the state has no court at this level

(Continued on next page)

Sources of 1977 state court caseload statistics (continued)

STATE	COURTS OF LAST RESORT	INTERMEDIATE APPELLATE COURTS	GENERAL JURISDICTION COURTS	LIMITED JURISDICTION COURTS
Missouri	<u>Judicial Department of Missouri Annual Statistical Report 1977</u> (Office of the State Court Administrator)	<u>Judicial Department of Missouri Annual Statistical Report 1977</u> (Office of the State Court Administrator)	<u>Judicial Department of Missouri Annual Statistical Report 1977</u> (Office of the State Court Administrator)	<u>Judicial Department of Missouri Annual Statistical Report 1977</u> (Office of the State Court Administrator)
Montana	<u>1978 Annual Report</u> (Montana Supreme Court)	-----	Not available	Not available
Nebraska	<u>The Courts of Nebraska 1977</u> (Office of the State Court Administrator) and unpublished data provided by the clerk of the Supreme Court	-----	<u>The Courts of Nebraska 1977</u> (Office of the State Court Administrator) and unpublished data provided by the Office of the State Court Administrator	<u>The Courts of Nebraska 1977</u> (Office of the State Court Administrator) and unpublished data provided by the Office of the State Court Administrator
Nevada	Unpublished data provided by the Administrative Office of the Courts	-----	Unpublished data from the one district	Not available
New Hampshire	<u>Seventeenth Biennial Report of the Judicial Council of the State of New Hampshire</u> (Chairman, Judicial Council)	-----	<u>Seventeenth Biennial Report of the Judicial Council of the State of New Hampshire</u> (Chairman, Judicial Council)	<u>Seventeenth Biennial Report of the Judicial Council of the State of New Hampshire</u> (Chairman, Judicial Council) and <u>1978 New Hampshire Court System</u> (Chief Justice, Supreme Court and Chairman, Judicial Planning Council)
New Jersey	<u>Annual Report 1976-77</u> (Administrative Director of the Courts)	<u>Annual Report 1976-77</u> (Administrative Director of the Courts)	<u>Annual Report 1976-77</u> (Administrative Director of the Courts)	<u>Annual Report 1976-77 and Proceedings in the Municipal Courts, Sept 1, 1976 to Aug. 31, 1977</u> (Administrative Director of the Courts)
New Mexico	<u>Annual Report 1977</u> (Judicial Department of the State of New Mexico)	<u>Annual Report 1977</u> (Judicial Department of the State of New Mexico)	<u>Annual Report 1977</u> (Judicial Department of the State of New Mexico)	<u>Annual Report, 1978</u> (Judicial Department of the State of Mexico)
New York	<u>23rd Annual Report 1978</u> (The Administrative Board of the Judicial Conference) and unpublished data provided by the clerk of the Court of Appeals	<u>23rd Annual Report 1978</u> (The Administrative Board of the Judicial Conference)	<u>23rd Annual Report 1978</u> (Administrative Board of the Judicial Conference)	<u>23rd Annual Report 1978</u> (Administrative Board of the Judicial Conference) and unpublished data provided by the Office of the Chief Administrative Judge
North Carolina	<u>Supreme Court Caseload Statistics, Spring Term 1977; Fall Term 1977</u> (unpublished) (Clerk of Supreme Court)	<u>North Carolina Courts 1977</u> (Administrative Office of the Courts) and unpublished data from clerk of Court of Appeals	<u>North Carolina Courts 1977</u> (Administrative Office of the Courts)	<u>North Carolina Courts 1977 and 1978</u> (Administrative Office of the Courts)
North Dakota	<u>Annual Report, 1977</u> (North Dakota Judicial Council)	-----	<u>Annual Report, 1977</u> (North Dakota Judicial Council)	<u>Annual Report, 1977</u> (North Dakota Judicial Council)
Ohio	<u>Ohio Courts Summary 1977</u> (Office of the Administrative Director)	<u>Ohio Courts Summary 1977</u> (Office of the Administrative Director)	<u>Ohio Courts Summary 1977</u> (Office of the Administrative Director)	<u>Ohio Courts Summary 1977</u> (Office of the Administrative Director)
Oklahoma	<u>Report on the Judiciary 1977</u> (Administrative Director of the Courts)	<u>Report on the Judiciary 1977</u> (Administrative Director of the Courts)	<u>Report on the Judiciary 1977</u> (Administrative Director of the Courts)	<u>Report on the Judiciary 1977</u> (Administrative Director of the Courts)
Oregon	<u>24th Annual Report Relating to Judicial Administration in the Courts of Oregon, 1977</u> (Office of the State Court Administrator)	<u>24th Annual Report Relating to Judicial Administration in the Courts of Oregon, 1977</u> (Office of the State Court Administrator)	<u>23rd and 24th Annual Reports Relating to Judicial Administration in the Courts of Oregon, 1976 and 1977</u> (Office of the State Court Administrator)	<u>23rd and 24th Annual Reports Relating to Judicial Administration in the Courts of Oregon, 1976 and 1976</u> (Office of the State Court Administrator)

--- indicates that the state has no court at this level

(continued on next page)

STATE	COURTS OF LAST RESORT	INTERMEDIATE APPELLATE COURTS	GENERAL JURISDICTION COURTS	LIMITED JURISDICTION COURTS
Pennsylvania	<u>1977 Annual Report</u> (Administrative Office of the Pennsylvania Courts)	<u>1977 Annual Report</u> (Administrative Office of the Pennsylvania Courts)	<u>1977 Annual Report</u> (Administrative Office of the Pennsylvania Courts)	<u>1977 Annual Report</u> (Administrative Office of the Pennsylvania Courts)
Puerto Rico	<u>Annual Report 1976-77</u> (Office of Court Administration)	-----	<u>Annual Report 1976-77</u> (Office of Court Administration)	<u>Annual Report 1976-77</u> (Office of Court Administration)
Rhode Island	<u>Report on the Judiciary, 1977</u> (Administrative Office of the Courts) and <u>The Appellate Process in the Rhode Island Supreme Court</u> (National Center for State Courts)	-----	<u>Report on the Judiciary, 1977</u> (Administrative Office of the Courts)	<u>Report on the Judiciary, 1977</u> (Administrative Office of the Courts)
South Carolina	Unpublished data provided by the clerk of the Supreme Court	-----	Unpublished data provided by the South Carolina Court Administration Office and South Carolina Office of the Attorney General	Unpublished data provided by the South Carolina Court Administration Office
South Dakota	"Business of the Court" (unpublished) from clerk of Supreme Court	-----	<u>Benchmark: A Biannual Report of the South Dakota Unified Judicial System, FY76-77</u> (Court Administrator's Office)	-----
Tennessee	<u>1977 Annual Report</u> (Executive Secretary, Supreme Court of Tennessee)	<u>1977 Annual Report</u> (Executive Secretary, Supreme Court of Tennessee)	<u>1977 Annual Report</u> (Executive Secretary, Supreme Court of Tennessee)	Not available
Texas	<u>49th Annual Report 1977</u> (Texas Judicial Council)	<u>49th Annual Report 1977</u> (Texas Judicial Council)	<u>49th Annual Report 1977</u> (Texas Judicial Council)	<u>49th Annual Report 1977</u> (Texas Judicial Council)
Utah	<u>Annual Report, Utah Courts July 1, 1977 to June 30, 1978</u> (Utah Judicial Council)	-----	<u>Annual Report, Utah Courts July 1, 1976-June 30, 1977</u> (Utah Judicial Council)	<u>Annual Report, Utah Courts July 1, 1976-June 30, 1977</u> (Utah Judicial Council) and <u>Juvenile Court for the State of Utah, Annual Report, 1977</u> (Administrative Office of Juvenile Court)
Vermont	<u>Judicial Statistics for Year Ending June 30, 1977</u> (Office of the Court Administrator)	-----	<u>Judicial Statistics for Year Ending June 30, 1977</u> (Office of the Court Administrator)	<u>Judicial Statistics for Year Ending June 30, 1977</u> (Office of the Court Administrator)
Virginia	<u>State of the Judiciary Report 1976 and 1977</u> (Office of the Executive Secretary, Supreme Court)	-----	<u>State of the Judiciary Report 1977</u> (Office of the Executive Secretary, Supreme Court)	<u>State of the Judiciary Report 1977</u> (Office of the Executive Secretary, Supreme Court)
Washington	<u>21st Annual Report 1977</u> (Office of the Administrator for the Courts)	<u>21st Annual Report 1977</u> (Office of the Administrator for the Courts)	<u>21st Annual Report 1977</u> (Office of the Administrator for the Courts)	<u>21st Annual Report 1977</u> (Office of the Administrator for the Courts) and unpublished data provided by the Office of the Administrator for the Courts
West Virginia	Unpublished data provided by Administrative Office of the Courts	-----	Unpublished data provided by the Administrative Office of the Courts	Unpublished data provided by the Administrative Office of the Courts
Wisconsin	<u>Judicial Statistics 1977</u> (unpublished) (Administrator of the Courts)	-----	<u>Judicial Statistics 1977</u> (unpublished) (Administrator of the Courts)	<u>Judicial Statistics 1977</u> (unpublished) (Administrator of the Courts)
Wyoming	Unpublished data from the clerk of the Supreme Court	-----	<u>1977 District Court Statistics</u> (unpublished) (Office of the Court Coordinator for the Supreme Court of Wyoming)	Not available

--- Indicates that the state has no court at this level.

NATIONAL CENTER FOR STATE COURTS
National Court Statistics Project

USER EVALUATION
State Court Caseload Statistics: Annual Report, 1977

Dear Reader:

The National Court Statistics Project is interested in your comments and suggestions about this report. We have provided this form for whatever opinions you wish to express about it. Please cut out both of these pages, staple them together, and mail to the preprinted address.

Thank you for your help.

1. For what purpose did you use this report?

2. For that purpose, the report- Met most of my needs
 Met some of my needs Met none of my needs

3. How will this report be useful to you?

Data source Other (please specify) _____
 Teaching material _____
 Reference for article or report Will not be useful to me
 General information (please explain) _____
 Criminal justice program planning _____

4. Which parts of the report, if any, were difficult to understand or use?
How could they be improved?

5. Can you point out specific parts of the text or table notes that are not clear or terms that need to be defined?

6. Are there ways this report could be improved that you have not mentioned?

7. Please suggest other topics you would like to see addressed in future reports using state court caseload data.

8. In what capacity did you use this report?

- Researcher Educator Student
- Criminal justice agency employee
- Government other than criminal justice - Specify _____
- Other - Specify _____
- _____

9. If you used this report as a governmental employee, please indicate the level of government.

- Federal County Other - Specify _____
- State Municipal _____

10. If you used this report as a criminal justice agency employee, please indicate the sector in which you work.

- Law enforcement (police) Corrections
- Legal services and prosecution Parole
- Public or private defense services Criminal justice planning
- Courts or court administration Other criminal justice agency - Specify type _____
- Probation

11. If you used this report as a criminal justice employee, please indicate the type of position you hold. Mark all that apply.

- Agency or institution administrator Program or project manager
- General program planner/evaluator/analyst Statistician
- Budget planner/evaluator/analyst Other - Specify _____
- Operations or management planner/evaluator/analyst

12. Additional comments

Please
Affix
Postage

National Court Statistics Project
National Center for State Courts
300 Newport Avenue
Williamsburg, VA 23185

(fold here)

(fold here)

(Optional)

Name _____ Telephone () - _____

Number and street _____

City _____ State _____ Zip _____