



State Court Caseload Statistics, 2001

Supplement to Examining the Work of State Courts, 2001

State Court Structures

Jurisdiction and Reporting Practices

State Court Caseloads

Court Statistics Project Methodology

IS-REF

KIS-REF
KF
180
C74
2001

KIS-REF
KF
180
C74
2001

State Court Caseload Statistics, 2001

Supplement to Examining the Work of State Courts, 2001

Compiled by Melissa T. Cantrell, Carol R. Flango, and Karen Gillions Way

Court Statistics Project Staff

Brian J. Ostrom
Director

Melissa T. Cantrell
Research Analyst

Fred Cheesman
Research Associate

Carol R. Flango
Senior Research Associate

Neal B. Kauder
Consultant, VisualResearch

Robert C. LaFountain
Research Analyst

Nicole L. Mott
Research Associate

Brenda K. Uekert
Senior Research Associate

Karen Gillions Way
Research Analyst

Library
National Center for State Courts
300 Newport Ave.
Williamsburg, VA 23185

A joint project of the Conference of State Court Administrators,
the State Justice Institute, the Bureau of Justice Statistics,
and the National Center for State Courts' Court Statistics Project.

Copyright 2001
National Center for State Courts
ISBN 0-89656-214-X

Suggested Citation:
Court Statistics Project, *State Court Caseload Statistics, 2001*
(National Center for State Courts 2001)

This report was developed under Grant SJI-91-N-007-O01-1 from the State Justice Institute and the Bureau of Justice Statistics. Points of view are those of the authors and do not necessarily represent the official position or policies of the State Justice Institute or the Bureau of Justice Statistics.

Conference of State Court Administrators' Court Statistics Committee

J. Denis Moran, Chairman, (1983 to present), Director of State Courts, Wisconsin
William J. O'Brien, Vice-Chairman, (1994 to present), State Court Administrator, Iowa
Frank Broccolina (2000-2001), State Court Administrator, Maryland
Michael L. Buenger (2000-2001), State Court Administrator, Missouri
John A. Clarke (1988 to present), Executive Officer/Clerk, Los Angeles Superior Court
Hugh M. Collins (1982 to present), Judicial Administrator, Louisiana
Howard W. Conyers (1990 to present), Administrative Director of the Courts, Oklahoma
Donald D. Goodnow (2000-present), State Court Administrator, New Hampshire
Daniel J. Hall (1990 to 2001), Director of Planning and Analysis, Office of the State Court Administrator, Colorado
Judge Aaron Ment (1991 to present), Chief Court Administrator (retired), Connecticut
John T. Olivier (1991 to present), Clerk, Supreme Court of Louisiana
Howard P. Schwartz (1992 to present), Judicial Administrator, Kansas
Joseph C. Steele (1999 to present), State Court Administrator, Nebraska
Patricia Tobias (1999 to 2001), Administrative Director of the Courts, Idaho
Robert Wessels (1995 to present), Court Manager, County Criminal Courts at Law, Houston, Texas

National Center for State Courts' Board of Directors

Chief Judge Annice M. Wagner, Chairperson, District of Columbia Court of Appeals
Chief Judge Judith S. Kaye, Chair-Elect, New York Court of Appeals
Mercedes M. Bauermeister, Vice-Chair, Administrative Director, Supreme Court of Puerto Rico
Judge Roberto A. Arias, Duval County, Jacksonville, Florida
Curtis (Hank) Barnette, Chair Emeritus, Bethlehem Steel Corporation, Bethlehem, Pennsylvania
Frank Broccolina, State Court Administrator, Maryland
Michael L. Buenger, State Court Administrator, Missouri
David K. Byers, Administrative Director, Supreme Court of Arizona
Justice William Cousins, Illinois Appellate Court
Judge Gerald T. Elliott, Division 4, Tenth Judicial District of Kansas, Olathe, Kansas
Gordon M. Griller, Court Administrator, Maricopa County Superior Court, Phoenix, Arizona
Judge Elizabeth Keever, 12th Judicial District, Fayetteville, North Carolina
Presiding Judge Gary L. Lumpkin, Court of Criminal Appeals of Oklahoma, Oklahoma City, Oklahoma
Jack B. Middleton, McLane, Graf, Rauleron, & Middleton, Manchester, New Hampshire
Presiding Judge Gayle A. Nachtigal, Circuit Court of Washington County, Hillsboro, Oregon
Dwight Opperman, Key Investment, Inc., Minneapolis, Minnesota
Louise M. Parent, Executive Vice-President and General Counsel, American Express Company, Jersey City, New Jersey
Judge Michael S. Spearman, King County Superior Court, Seattle, Washington
Carroll D. Stevens, Associate Dean, Yale Law School, New Haven, Connecticut
Patricia Tobias, Administrative Director of the Courts, Idaho
Judge Sandra Ann Thompson, Los Angeles Superior Court, Torrance, California
Chief Justice Gerald W. VandeWalle, Supreme Court of North Dakota
Ruth Walsh McIntyre, Seattle, Washington
Roger K. Warren, President, National Center for State Courts, Williamsburg, Virginia
Robert Wessels, Court Manager, County Criminal Courts at Law, Houston, Texas

Acknowledgments

The members of the Court Statistics Project (CSP) gratefully acknowledge assistance and guidance from throughout the state court community. Our main debt of gratitude is to the state court administrators, the appellate court clerks, and their staffs who have provided the bulk of the information included in *Examining the Work of State Courts, 2001* and *State Court Caseload Statistics, 2001*. They have been consistently patient and helpful in answering written and telephone inquiries for more data or for explanations of the data provided. We owe a special debt of gratitude to the staff members of the administrative offices of the courts and of the appellate courts who serve as contact persons between their offices and the Court Statistics Project.

The content and design of all products produced by the CSP benefit greatly from the guidance of the 15 members of the Conference of State Court Administrators' Court Statistics Committee. The committee members have given generously of their time, talent, and experience, and their participation has been invaluable to project staff.

The Court Statistics Project is funded through the generous support of the State Justice Institute and the Bureau of Justice Statistics. It should be noted that the points of view stated in *Examining the Work of State Courts, 2001* and *State Court Caseload Statistics, 2001* are those of the authors and do not necessarily represent the policies of either agency. However, the authors wish to acknowledge the guidance and support provided by Sandra Thurston, the project monitor at the State Justice Institute, and Marika Litras, the project monitor at the Bureau of Justice Statistics.

Responsibility for the information and the analysis reported in this document rests fully with the Court Statistics Project staff. The more general responsibility for developing the CSP products and promoting improvements to court statistics is shared with the National Center for State Courts' management and the COSCA Court Statistics Committee.

Preface

The Court Statistics Project makes information available in three distinct formats that we believe best serve the needs of the project's constituents. *State Court Caseload Statistics, 2001* is designed to provide specific information about particular court systems. This volume offers all interested parties high-quality, baseline information on state court structure, jurisdiction, reporting practices, and caseload volume and trends. The information assembled in this product will be especially helpful to people interested in doing their own cross-state comparisons or in examining the implications of caseload volume on the work and resource needs of specific state courts. For those wishing to brush up on the uses of these data, the Introduction provides an overview of applications, ingredients, and interpretation of state court caseload statistics. This information is also available through the Inter-University Consortium or to anyone who requests a copy of the publication from the Court Statistics Project.

A second publication, *Examining the Work of State Courts, 2001*, provides a readable overview, with easy-to-understand graphics and tables, of current state court activity and trends. The goal of this work is to provide a comprehensive yet nontechnical presentation of the demands currently being placed on state courts and the evolution of caseloads over time. Judges, policymakers, and practitioners will find this document useful for a range of planning and research needs, as well as for gaining a greater appreciation for the business of state courts.

Finally, the *State Court Organization* series provides an exhaustive compilation of information on state court structure and operations. The latest volume, the fourth in the series, complements, and extends the information on court jurisdiction and reporting practices provided here. The newest edition covers most of the topics included in the 1993 edition, but also covers new topics as well. Notable additions are tables on court automation, specialized courts, the administrative authority of presiding trial court judges, and the processing of domestic violence cases. A table of contents for *State Court Organization, 1998* is reprinted at the back of this volume.

Introduction

Using State Court Caseload Statistics

This introduction provides an overview of the uses, ingredients, and interpretation of state court caseload statistics. This examination is offered at a time of significant improvements in the quality of court statistics in general and in the comparability of those statistics across the states in particular. To help realize the potential of caseload statistics, this document considers three main questions: Why are caseload statistics useful? What are their ingredients? How can they address practical problems?

This is not a “technical” document. Although it is assumed that the reader has an interest in what courts are doing, there is no expectation of statistical expertise. Moreover, virtually all courts and states currently possess the information required to use caseload statistics. A count of the number of cases filed and disposed by month, quarter, or year is all that is needed to get started. Part of the message, however, is that with a small additional investment in effort, the potential exists to appreciably enhance a court’s capacity to identify and solve emerging problems and to present the case for the court system’s achievements and resource needs authoritatively.

Why Are Caseload Statistics Useful?

Argued in abstract, caseload statistics are important because they are analogous to the financial information business firms use to organize their operations. Because a court case is the one common unit of measurement available to all court managers, caseload statistics are the single best way to describe what courts are doing currently and to predict what they will do.

The pragmatic justification for caseload statistics is more compelling. Few would argue that the state courts are currently funded at a generous level. State budget offices routinely cast a cold eye on requests for additional judgeships, court support staff, or court facilities. Because the executive and legislative branches of the government are sophisticated producers and consumers of statistics, comparable expertise is needed by the judicial branch. Skillfully deployed caseload statistics provide powerful evidence for justifying claims to needed resources.

In response to perceived difficulties in using caseload statistics, it must be noted that they are simply counts of court activity. They are not inherently complex or obscure. The day-to-day activities of most court systems can generate the basic information that translates into caseload statistics. No extraordinary effort is required.

Like other statistics, however, caseload statistics are susceptible to twists and turns that can mislead or distort. Those twists and turns become particularly troublesome when comparisons are made across courts in any one state or among states. Yet, valid comparisons are potentially powerful tools for managing a court system, for determining and justifying the need for additional resources, and for planning.

For the rational study of the law the blackletter man may be the man of the present, but the man of the future is the man of statistics and the master of economics.¹

¹ Oliver Wendell Holmes, Jr., "The Path of the Law," *Harvard Law Review* 10 (1897), 457, 469.

Frequent reference is made throughout this report to a model approach for collecting and using caseload information.² The Conference of State Court Administrators (COSCA) and the National Center for State Courts (NCSC) jointly developed that approach over the last 24 years. The key to the approach is comparison: comparison among states and comparison over time. The COSCA/NCSC approach makes comparison possible, although at times it highlights some aspects that remain problematic when building a comprehensive statistical profile of the work of state appellate and trial courts nationally.

What Are the Ingredients of Caseload Statistics?

Five types of information are required for efficient caseload statistics:

(1) counts of pending, filed, and disposed cases; (2) the method by which the count is taken (i.e., the unit of count that constitutes a case and the point at which the count is taken); (3) the composition of the counting categories (the specific types of cases that are included); (4) court structure and jurisdiction to decide cases; and (5) statistical adjustments that enhance the comparability and usefulness of case counts.

Counts are taken of the number of cases that are pending at the start of a reporting period, the number of cases filed during the period, the number of cases disposed during the period, and the number of cases left pending at the end of the period. Counts of caseloads are typically organized according to the major types of cases (civil, criminal, juvenile, traffic/other ordinance violations). However, there is still only limited uniformity among the states in the degree of detail or the specific case categories used despite the direction offered by the *State Court Model Statistical Dictionary*.

Methods for taking counts vary. The greatest variation occurs in what, precisely, a court counts as a case. Some courts actually count the number of a particular kind of document, such as an indictment in a criminal case. There is also variation in the point in the litigation process when the count is taken. For example, some appellate courts count cases when the notice of appeal is filed, others when the trial court record is filed, and still others when both the trial record and briefs are filed with the court.

Composition refers to the construction of caseload reporting categories that contain similar types of cases for which counts are taken of pending, filed, or disposed cases. Once a standard is defined for the types of cases that belong in a category, it becomes possible to compare court caseloads. The standard adopted by the Court Statistics Project is defined in the *State Court Model Statistical Dictionary*.

A count can be complete, meaning that it includes all of the types of cases in the definition; incomplete in that it omits some case types that should be included; overinclusive in that it includes some case types that should not be included; or both incomplete and overinclusive. For instance, the model approach treats an accusation of driving while intoxicated (DWI/DUI) as part of a court's criminal caseload. If a state includes such offenses with traffic cases rather than criminal cases, the criminal caseload statistics will be incomplete and the traffic caseload statistics will be overinclusive.

² The current status of that approach is elaborated in the *State Court Model Statistical Dictionary* (1989 edition).

Court structure and jurisdiction to decide cases indicate whether a court includes all of the relevant cases for a given locality or state. Two or more courts in a jurisdiction may share the authority to decide a particular type of case. Thus, in many states, both a court of general jurisdiction and a court of limited jurisdiction may hear misdemeanor cases. Similarly, complaints in torts or contracts below a set maximum dollar amount can often be filed in either court.

In some courts, jurisdiction is restricted to specific proceedings. An example is a preliminary hearing in a lower court to determine whether a defendant should be bound over for trial in the court of general jurisdiction.

Information on court structure and jurisdiction is therefore essential to the use of any state's caseload statistics. Each state has established various levels and types of courts. The lack of uniformity in court structure and jurisdiction even extends to the names given to the courts of various levels. The supreme court in most states is the court of last resort, the appellate court with final jurisdiction over all appeals within the state. In New York, however, the title supreme court denotes the main general jurisdiction trial court. A knowledge of court structure and jurisdiction is necessary before one can determine whether like is being compared to like.

Adjustments help make counts of cases more interpretable. Case filings per 100,000 population provide a standard measure of caseload levels that adjusts for differences in population among the states. The number of case dispositions as a percentage of case filings in a given time period offers a clearance rate, a summary measure of whether a court or state is keeping up with its incoming caseload. The number of case filings or case dispositions per judge is a useful expression of the workload confronting a court.

Such simple adjustments transform counts of cases into comparable measures of court activity. It is also possible to make adjustments to counts of cases to estimate the impact of missing information or to make allowances for differences in methods of count used by state courts. Other calculations reveal important aspects of court activity. For example, the percentage of petitions granted by an appellate court indicates how many cases will be heard on the merits, which require briefing and oral arguments or other steps that create substantial demands on court time and resources.

How Should Caseload Statistics Be Used to Solve Problems?

Caseload statistics can form a response to certain types of problems that courts face. One set of problems relates to the volume of cases that a court must hear and to the composition of that caseload. Drug cases offer an example. Have drug filings risen more rapidly than other types of criminal cases? Are drug cases more likely to be disposed at trial than other felonies? Do they take longer to resolve in the trial court? How common is it for drug cases to be appealed? How does the trend in drug filings in one section of the country compare with trends in other regions?

A related set of problems revolves around the adequacy of court resources. How many cases are typically handled by a judge in the state courts? As caseloads continue to rise, have judicial resources kept pace? Is the provision of judicial support staff in one state adequate when compared to the staff in another state with comparable filings or dispositions per judge?

A third set of problems relates to the pace of litigation. Are more new cases being filed annually than the court is disposing during the year, thus increasing the size of the pending caseload? How long do cases take to be resolved in the trial court? In the appellate court? What proportion of cases are disposed of within the court's or American Bar Association's time standards?

The model approach developed by COSCA and the NCSC answers such questions. Virtually all states, as well as many individual trial courts, publish their caseload statistics in annual reports. Yet the diverse methods that states employ to collect information on caseloads restrict the usefulness of the resulting information. It may seem as if courts in one state use the mark, others the yen, and still others the dollar. This approach looks at how caseload information can be organized nationally to address problems facing state court systems and individual courts.

Comparability

The caseload statistics from each state are collated into a coherent, comprehensive summary of all state court activity and published annually by the Court Statistics Project. The report contains tables, charts, and figures that are often lengthy and crowded with symbols and explanatory matter. This does not negate the underlying simplicity or usefulness of caseload statistics as counts of court activity.

The available statistics reflect the varied responses individual trial courts and states have made to practical problems such as what constitutes a case, whether to count a reopened case as a new filing, and whether a preliminary hearing binding a defendant over to a court of general jurisdiction is a case or merely an event equivalent to a motion.

Comparability is a more substantial issue than completeness. Seven reporting categories are used by the Court Statistics Project. Appellate caseloads are divided into mandatory and discretionary cases. Trial court caseloads are divided into criminal, nondomestic civil, domestic, juvenile, and traffic/other ordinance violation cases. Abbreviated definitions of these categories appear below.

APPELLATE COURT

mandatory case: appeals of right that the court must hear and decide on the merits

discretionary case: petitions requesting court review that, if granted, will result in the case being heard and decided on its merits

TRIAL COURT

nondomestic civil case: requests for an enforcement or protection of a right or the redress or prevention of a wrong (specific types of cases include tort, contract, real property rights, small claims, mental health, estate, and civil appeals)

domestic relations: a major classification of civil cases that includes cases involving family actions such as divorce, custody, paternity, adoption, interstate support, and domestic violence

criminal case: charges of a state law violation

juvenile petition: cases processed through the special procedures that a state established to handle matters relating to individuals defined as juvenile

traffic/other ordinance violation: charges that a traffic ordinance or city, town, or village ordinance was violated

These categories represent the lowest common denominator: what one can reasonably expect most states to provide.

The advent of automated information systems means that states increasingly collect more detailed information, distinguishing tort cases from other civil filings and personal injury cases from other tort filings. Similarly, some states distinguish between various types of felonies and misdemeanors within their criminal caseloads, including the separation of drug cases from others.

Another aspect of comparability is whether the caseload count from a particular court includes all the relevant cases for a given locality or state. In some states, one court may have complete jurisdiction over a particular type of case, while in others the jurisdiction is shared between two or more courts. For example, to get a complete count of discretionary filings at the appellate level, one may have to check the count only in the court of last resort (COLR) (states without an intermediate appellate court [IAC] or states where the IAC has only mandatory jurisdiction), or it may be necessary to examine both the COLR and the IAC (states that allocate discretionary jurisdiction to both the COLR and IAC). Therefore, when making comparisons with state court caseload statistics, one must have an awareness of the variation in court structure and jurisdiction.

The court structure charts summarize, in one-page diagrams, the key features of each state's court organization. The format meets two objectives: (1) it is comprehensive, indicating all court systems in the state and their interrelationship, and (2) it describes the jurisdiction of the court systems using a comparable set of terminology and symbols. The court structure charts employ the common terminology developed by the NCSC Court Statistics Project for reporting court statistics.

The charts identify all of the state courts in operation during the year and describe each court system's geographic and subject matter jurisdiction. The charts also provide basic descriptive information, such as the number of

authorized judicial posts and whether funding is primarily local or state. Routes of appeal are indicated by lines, with an arrow showing which court receives the appeal or petition.

Conclusion

Caseload statistics are less complex and more practical than often imagined. By following relatively simple steps, courts, state court administrative offices, trial court administrative offices, trial court administrators, and others can more effectively use the statistics that they currently produce. A useful point of reference when considering an upgrade to the quality and quantity of information currently being collected is the *State Court Model Statistical Dictionary*.

The flexibility and power of automated record systems mean that the information compiled nationally to describe state court caseloads is becoming more comparable year by year. Caseload data available in the new millenium will be significantly more comparable across the states than what has been published in the past. Differences among states in the criminal and juvenile unit of count will continue to make comparisons tentative for those cases. Still, those differences do not affect comparisons of clearance rates or of trends.

What can be done to realize the potential that caseload statistics offer for planning and policymaking? There are three priorities. First, reliable statistics on the size of the active pending caseload are needed. Unless courts routinely review their records to identify inactive cases, an accurate picture of their backlogs is not possible. Second, information on the number of cases that reach key stages in the adjudication process would be an important addition. How many "trial notes of issue" are filed in civil cases? In what proportion of civil cases is no answer ever filed by the defendant? Third, revisions to court record systems should consider the feasibility of including information on the workload burden being imposed on the court through pretrial conferences, hearings, and trial settings.

Accurate and comprehensive statistics are ultimately important because they form part of the currency when public policy is debated and decided in a "fact-minded culture." Those organizations and interests that master the statistics that describe their work and output are at an advantage in the competition for scarce public resources. The Court Statistics Project offers the state court community a resource for both examining itself and representing its case to the larger commonwealth.

Contents

v	Acknowledgments
vii	Preface
ix	Introduction
ix	Using State Court Caseload Statistics
ix	Why Are Caseload Statistics Useful?
x	What Are the Ingredients of Caseload Statistics?
xi	How Should Caseload Statistics Be Used to Solve Problems?
xii	Comparability
xiv	Conclusion
1	State Court Structure Charts
3	Understanding the Court Structure Charts
3	Appellate Courts
4	Trial Courts
5	Symbols and Abbreviations
61	Jurisdiction and State Court Reporting Practices
63	Figure A: Reporting Periods for All State Courts, 2000
65	Figure B: Methods of Counting Cases in State Appellate Courts, 2000
72	Figure C: Dollar Amount Jurisdiction for Original Tort, Contract, Real Property Rights and Small Claims Filings in State Trial Courts, 2000
78	Figure D: Criminal Case Unit of Count Used by State Trial Courts, 2000
84	Figure E: Juvenile Unit of Count Used in State Trial Courts, 2000
89	Figure F: State Trial Courts with Incidental Appellate Jurisdiction, 2000
95	Figure G: Number of Authorized Judges/Justices in State Courts, 2000
97	Figure H: Method of Counting Civil Cases in State Trial Courts, 2000
103	State Court Caseload Tables
105	Table 1: Reported National Caseload for State Appellate Courts, 2000. Mandatory jurisdiction cases and discretionary jurisdiction petitions in courts of last resort and intermediate appellate courts.
106	Table 2: Reported Total Caseload for All State Appellate Courts, 2000. Total mandatory cases, total discretionary petitions, and total discretionary petitions granted that are filed and disposed. The number of filed-per-judge figures for both the sum of mandatory cases and discretionary petitions, and the sum of mandatory cases and discretionary petitions granted. Court type and the point at which cases are counted.
117	Table 3: Selected Caseload and Processing Measures for Mandatory Cases in State Appellate Courts, 2000. Court type. Filed and disposed cases. Disposed as a percent of filed. Number of judges. Filed per judge. Filed per 100,000 total population.
123	Table 4: Selected Caseload and Processing Measures for Discretionary Petitions in State Appellate Courts, 2000. Court type. Filed and disposed cases. Disposed as a percent of filed. Number of judges. Filed per judge. Filed per 100,000 total population.

128	Table 5:	Selected Caseload and Processing Measures for Discretionary Petitions Granted in State Appellate Courts, 2000. Court type. Filed, filed granted, and granted disposed cases. Granted as a percent of filed. Disposed as a percent of granted. Number of judges. Filed granted per judge.
133	Table 6:	Opinions Reported by State Appellate Courts, 2000. Opinion unit of count. Composition of opinion count. Signed opinions. Number of justices/judges. Number of opinions/judge. Number of lawyer support personnel.
137	Table 7:	Reported National Civil and Criminal Caseloads for State Trial Courts, 2000. Civil and criminal cases in general jurisdiction and limited jurisdiction courts.
139	Table 8:	Reported Grand Total State Trial Court Caseload, 2000. Jurisdiction, parking, criminal unit of count, and support/custody codes. Case filings and dispositions. Dispositions as a percentage of filings. Filings per 100,000 total population.
147	Table 9:	Reported Total State Trial Court Civil Caseload, 2000. Jurisdiction, support/custody codes. Case filings and dispositions. Dispositions as a percentage of filings. Filings per 100,000 total population.
155	Table 10:	Reported Total State Trial Court Criminal Caseload, 2000. Jurisdiction, criminal unit of count, and point of filing codes. Case filings and dispositions. Dispositions as a percentage of filings. Filings per 100,000 adult population.
162	Table 11:	Reported Total State Trial Court Traffic/Other Violation Caseload, 2000. Jurisdiction, parking codes. Case filings and dispositions. Dispositions as a percentage of filings. Filings per 100,000 total population.
168	Table 12:	Reported Total State Trial Court Juvenile Caseload, 2000. Jurisdiction, point of filing codes. Case filings and dispositions. Dispositions as a percentage of filings. Filings per 100,000 juvenile population.
172	Table 13:	Mandatory Caseload in State Appellate Courts, 1991-2000. Case filings and dispositions, 1991-2000.
182	Table 14:	Discretionary Petitions in State Appellate Courts, 1991-2000. Case filings and dispositions, 1991-2000.
190	Table 15:	Felony Caseload in State Trial Courts of General Jurisdiction, 1991-2000. Case filings, 1991-2000.
194	Table 16:	Tort Caseload in State Trial Courts of General Jurisdiction, 1991-2000. Case filings, 1991-2001.

197	Appendix 1. Methodology
199	Court Statistics Project: Goals and Organization
199	Evolution of the Court Statistics Project
200	Sources of Data
201	Data Collection Procedures
202	Ongoing Data Collection
203	Supplementary Data Collection
204	Completeness
204	Comparability
205	Footnotes
206	Variations in Reporting Periods
206	Final Note
207	Appendix 2. Sources of 2000 State Court Caseload Statistics
213	Appendix 3. Prototypes of State Appellate Court and Trial Court Statistical Spreadsheets
225	Appendix 4. State Populations
227	Resident Population, 2000
229	Total State Population for Trend Tables, 1991-2000

Sate Court Structure Charts

Understanding the Court Structure Charts

The court structure charts summarize in one-page diagrams the key features of each state's court organization. The format meets two objectives: (1) it is comprehensive, indicating all court systems in the state and their interrelationship, and (2) it describes the jurisdiction of the court systems, using a standard set of terminology and symbols. The court structure charts employ the common terminology developed by the National Center for State Courts' Court Statistics Project for reporting caseload statistics.

The first chart is a prototype. It represents a state court organization in which there is one of each of the four court system levels recognized by the Court Statistics Project: courts of last resort, intermediate appellate courts, general jurisdiction trial courts, and limited jurisdiction trial courts. Routes of appeal from one court to another are indicated by lines, with an arrow showing which court receives the appeal or petition.

The charts also provide basic descriptive information, such as the number of authorized justices, judges, and magistrates (or other judicial officers). Each court system's subject matter jurisdiction is indicated using the Court Statistics Project case types. Information is also provided on the use of districts, circuits, or divisions in organizing the courts within the system and the number of courts.

The case types, which define a court system's subject matter jurisdiction, require the most explanation.

Appellate Courts

The rectangle representing each appellate court contains information on the number of authorized justices; the number of geographic divisions, if any; whether court decisions are made en banc, in panels, or both; and the Court Statistics Project case types that are heard by the court. The case types are shown separately for mandatory and discretionary cases. The case types themselves are defined in other Court Statistics Project publications, especially *1984 State Appellate Court Jurisdiction Guide for Statistical Reporting* and *State Court Model Statistical Dictionary, 1989*.

An appellate court can have both mandatory and discretionary jurisdiction over the same Court Statistics Project case type. This arises, in part, because the Court Statistics Project case types are defined broadly to be applicable to every state's courts. There are, for example, only two appellate Court Statistics Project case types for criminal appeals: capital and noncapital. A court may have mandatory jurisdiction over felony cases, but discretionary jurisdiction over misdemeanors. The list of case types would include "criminal" for both mandatory and discretionary

jurisdiction. The duplication of a case type under both headings can also occur if appeals from one lower court for that case type are mandatory while appeals from another lower court are discretionary. Also, statutory provisions or court rules in some states automatically convert a mandatory appeal into a discretionary petition—for example, when an appeal is not filed within a specified time limit. A more comprehensive description of each appellate court's subject matter jurisdiction can be found in the *1984 State Appellate Court Jurisdiction Guide for Statistical Reporting*.

Trial Courts

The rectangle representing each trial court also lists the applicable Court Statistics Project case types. These include civil, criminal, traffic/other violation, and juvenile. If a case type is simply listed, the court system shares jurisdiction over it with other courts. The presence of exclusive jurisdiction is always explicitly stated.

The absence of a case type from a list means that the court does not have that subject matter jurisdiction. The dollar amount jurisdiction is shown when there is an upper or a lower limit to the cases that can be filed in a court. A dollar limit is not listed if a court does not have a minimum or maximum dollar amount jurisdiction for general civil cases. In criminal cases, jurisdiction is distinguished between “felony,” which means the court can try a felony case to verdict and sentencing, and “preliminary hearings,” which applies to those limited jurisdiction courts that can conduct preliminary hearings that bind a defendant over for trial in a higher court.

Trial courts can have what is termed incidental appellate jurisdiction. The presence of such jurisdiction over the decisions of other courts is noted in the list of case types as either “civil appeals,” “criminal appeals,” or “administrative agency appeals.” A trial court that hears appeals directly from an administrative agency has an “A” in the upper-right corner of the rectangle.

For each trial court, the chart states the authorized number of judges and whether the court can impanel a jury. The rectangle representing the court also indicates the number of districts, divisions, or circuits into which the court system is divided. These subdivisions are stated using the court system's own terminology. The descriptions, therefore, are not standardized across states or court systems.

Some trial courts are totally funded from local sources; others receive some form of state funds. Locally funded court systems are drawn with broken lines. A solid line indicates that some or all of the funding is derived from state funds.

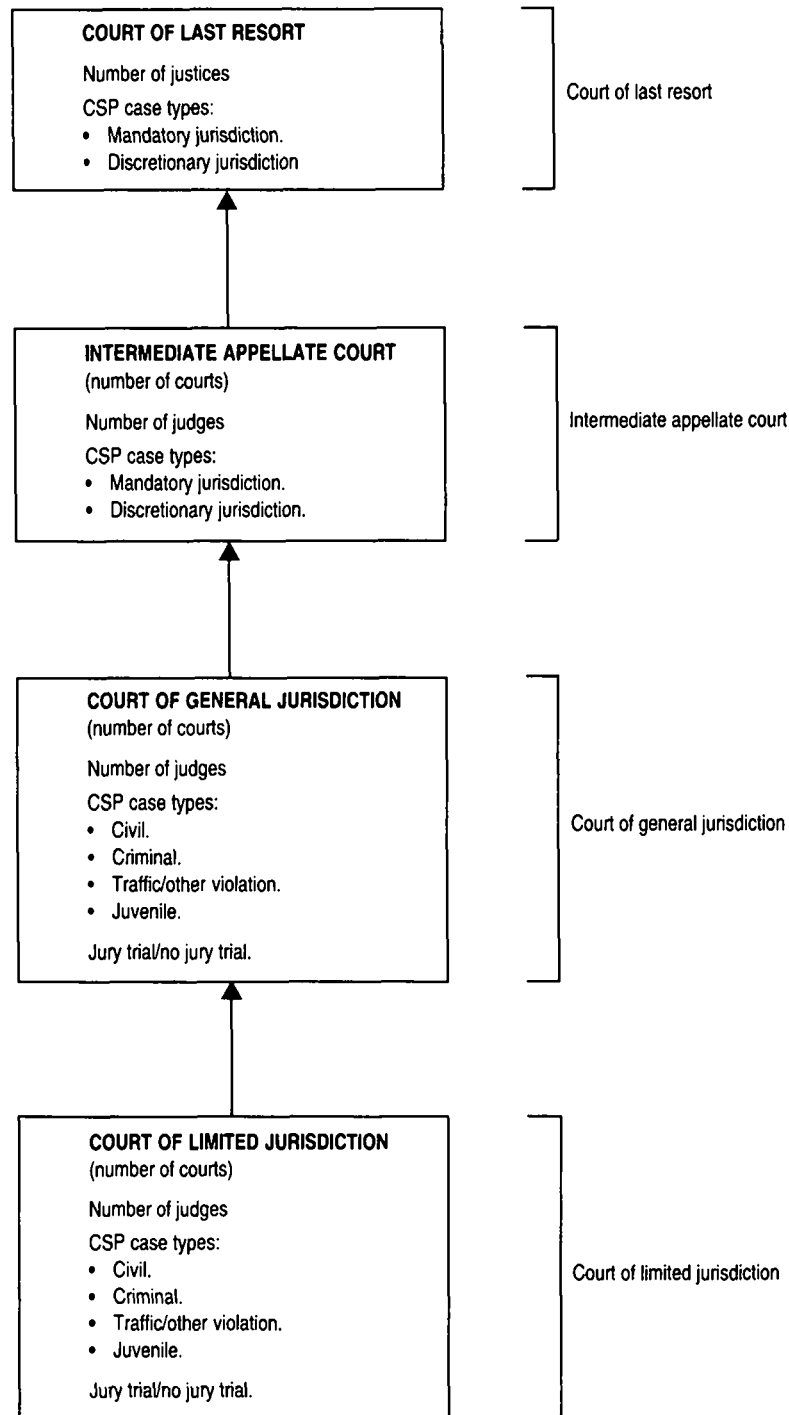
Symbols and Abbreviations

An “A” in the upper-right corner of a rectangle, representing either an appellate court or a trial court, indicates that the court receives appeals directly from the decision of an administrative agency. If “administrative agency appeals” is listed as a case type, the court hears appeals from decisions of another court on an administrative agency’s actions. It is possible for a court to have both an “A” designation and to have “administrative agency appeals” listed as a case type. Such a court hears appeals directly from an administrative agency (“A”) and has appellate jurisdiction over the decision of a lower court that has already reviewed the decision of the administrative agency.

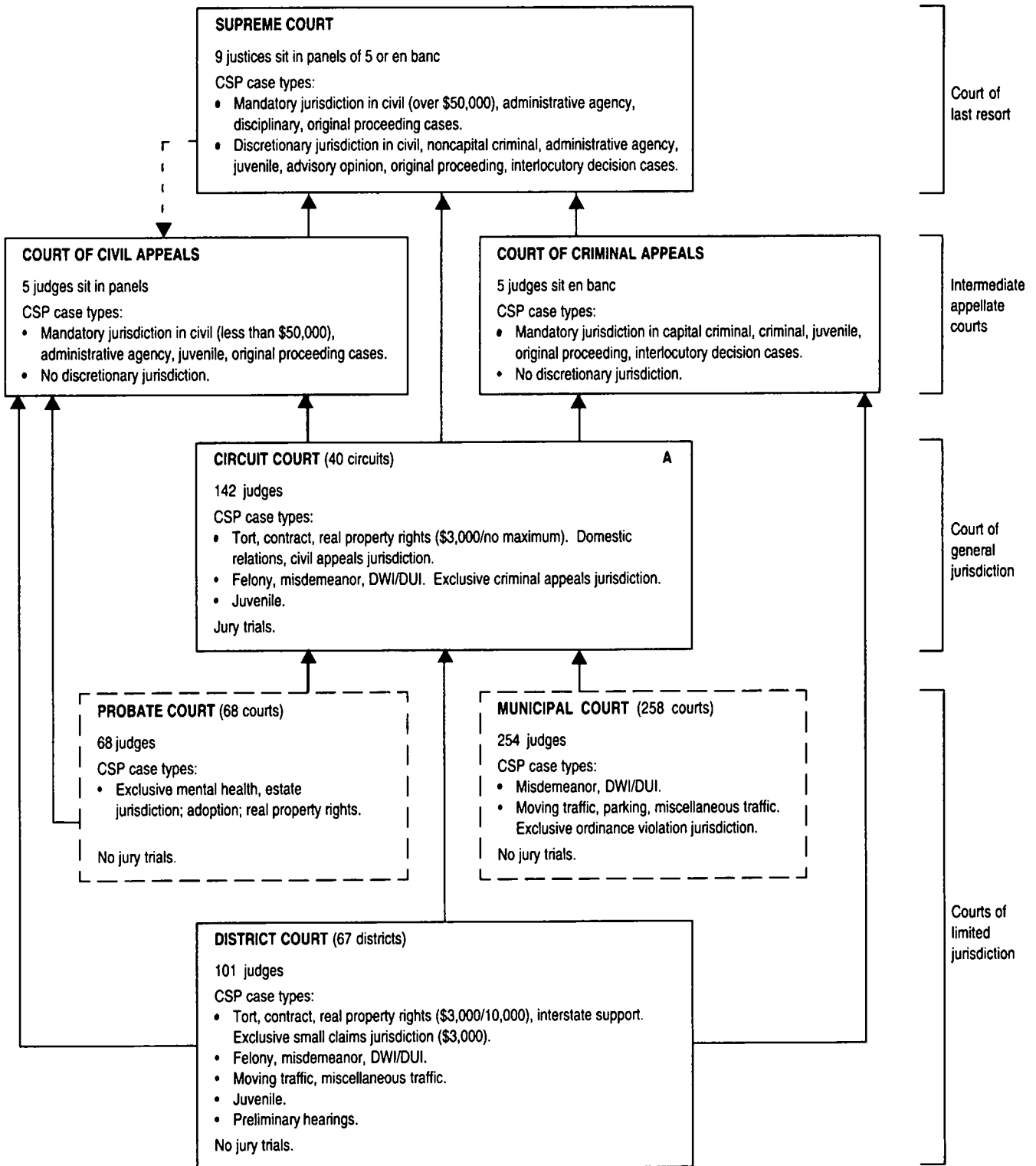
The number of justices or judges is sometimes stated as “FTE.” This represents “full-time equivalent” authorized judicial positions. “DWI/DUI” stands for “driving while intoxicated/driving under the influence.” The “SC” abbreviation stands for “small claims.” The dollar amount jurisdiction for civil cases is indicated in parentheses with a dollar sign. Where the small claims dollar amount jurisdiction is different, it is noted.

The court structure charts are convenient summaries. They do not substitute for the detailed descriptive material contained in the tables of *State Court Organization, 1998*. Moreover, they are based on the Court Statistics Project’s terminology and categories. This means that a state may have established courts that are not included in these charts. Some states have courts of special jurisdiction to receive complaints on matters that are more typically directed to administrative boards and agencies. Since these courts adjudicate matters that do not fall within the Court Statistics Project case types, they are not included in the charts. The existence of such courts, however, is recognized in a footnote to the state’s court structure chart.

STATE COURT STRUCTURE PROTOTYPE, 2000

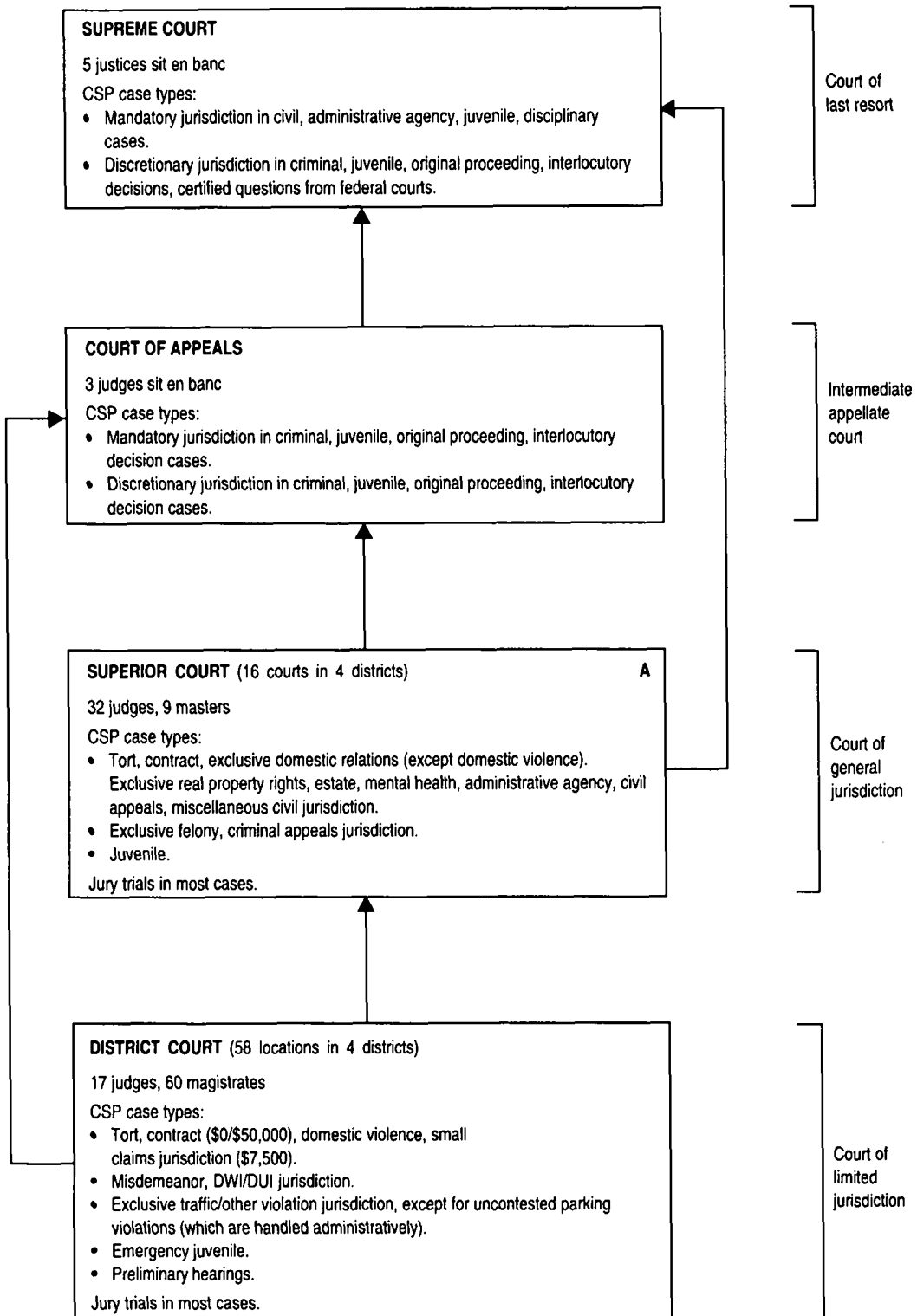


ALABAMA COURT STRUCTURE, 2000

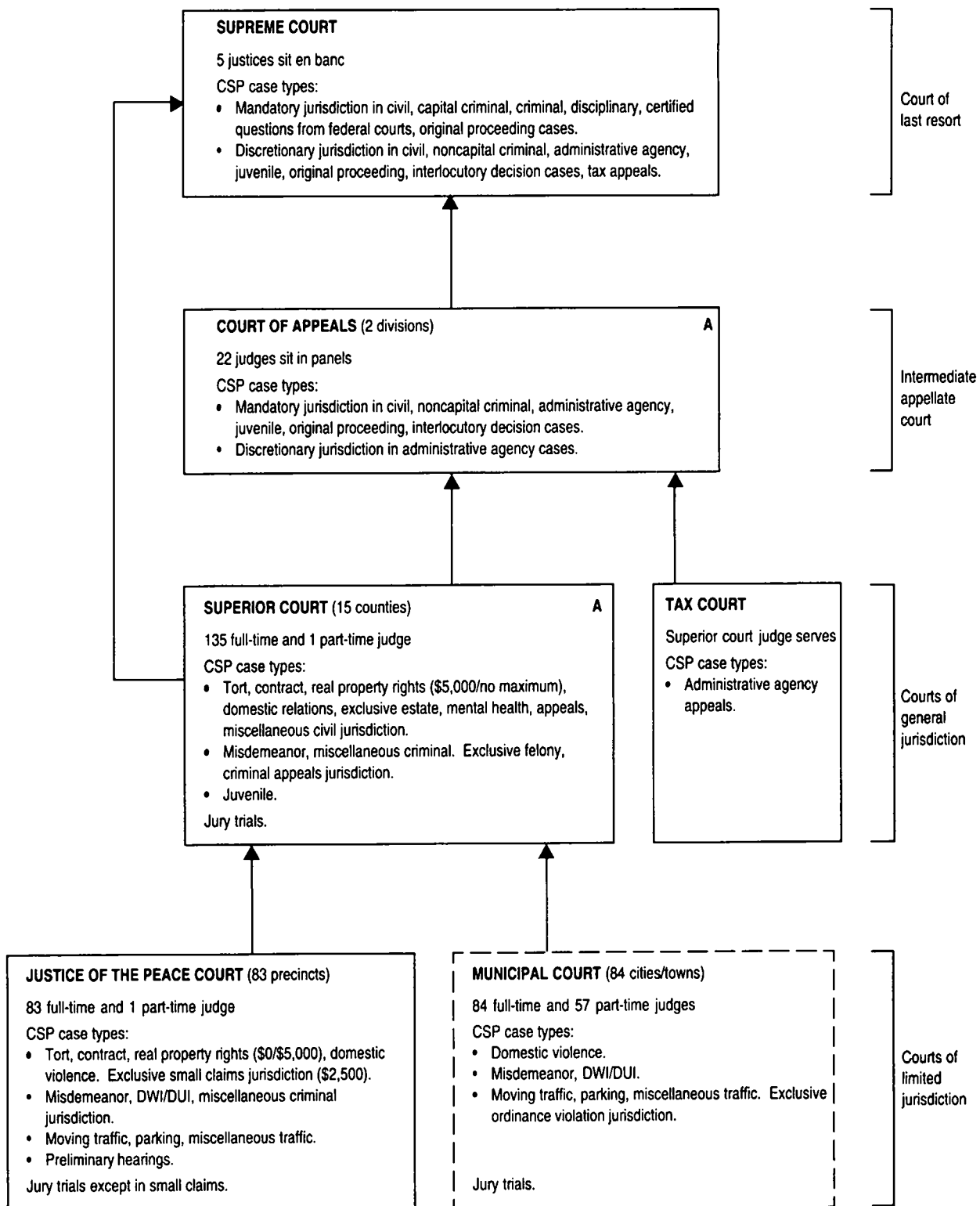


- - - Indicates assignment of cases.

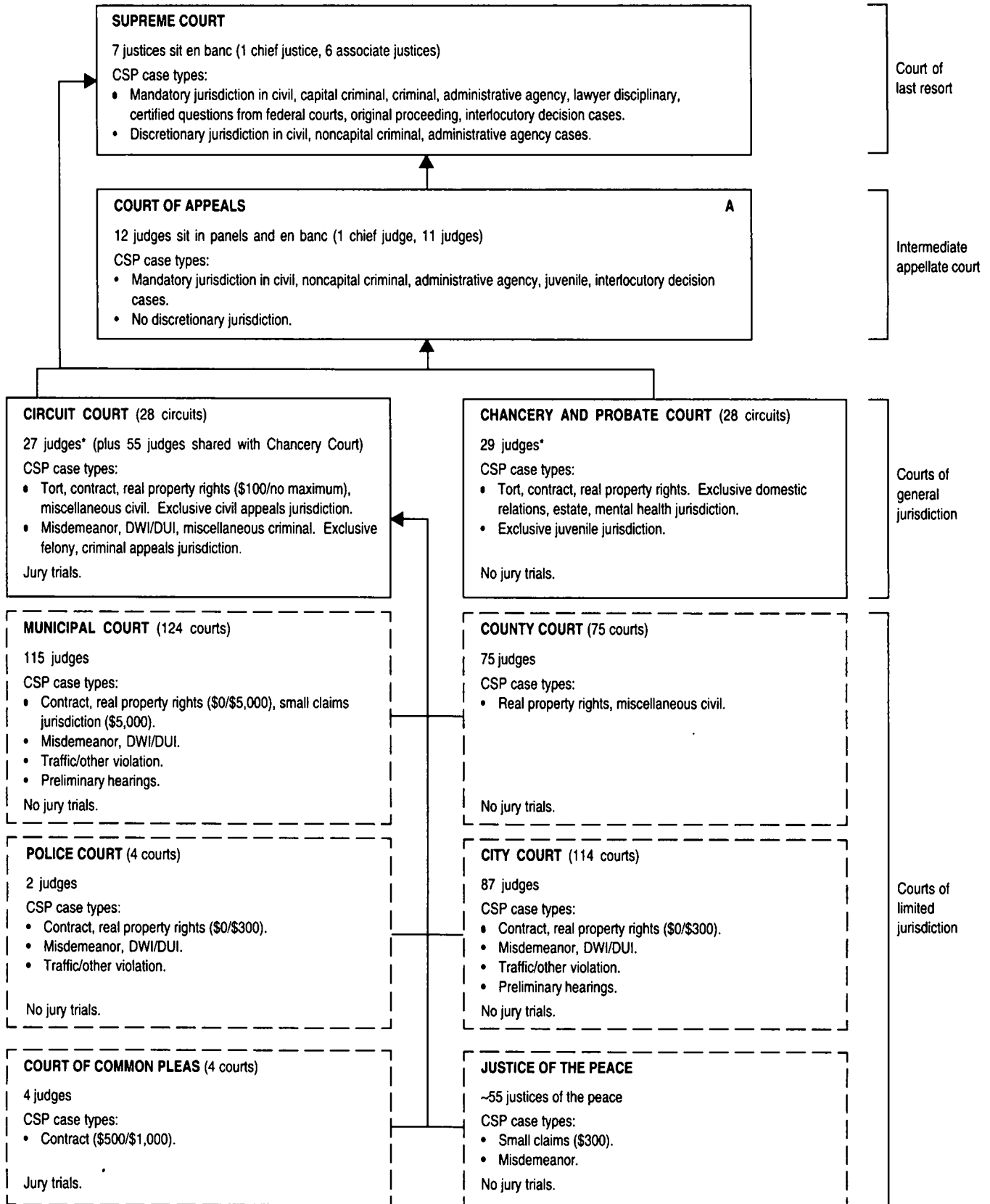
ALASKA COURT STRUCTURE, 2000



ARIZONA COURT STRUCTURE, 2000

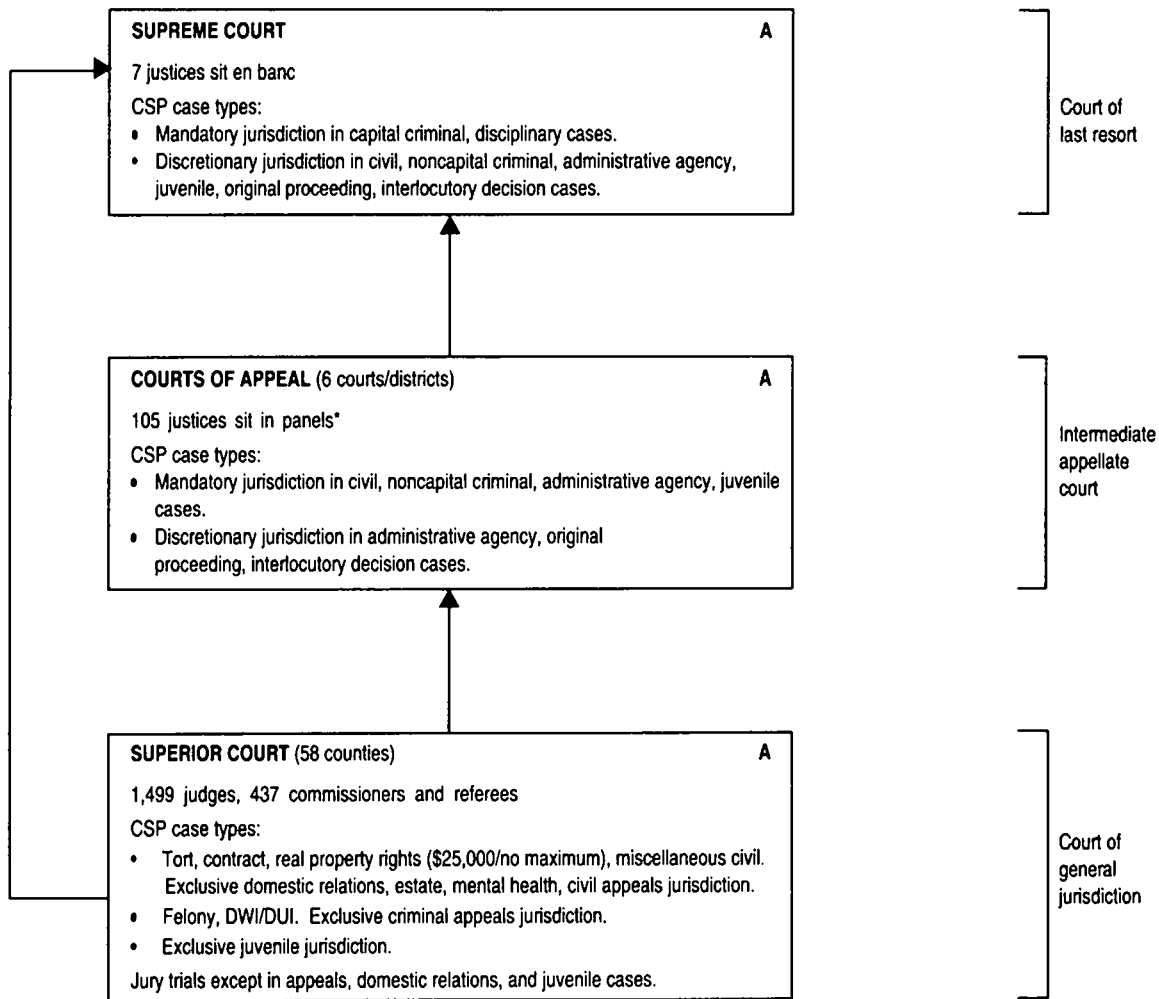


ARKANSAS COURT STRUCTURE, 2000



* Fifty-five additional judges serve both circuit and chancery courts.

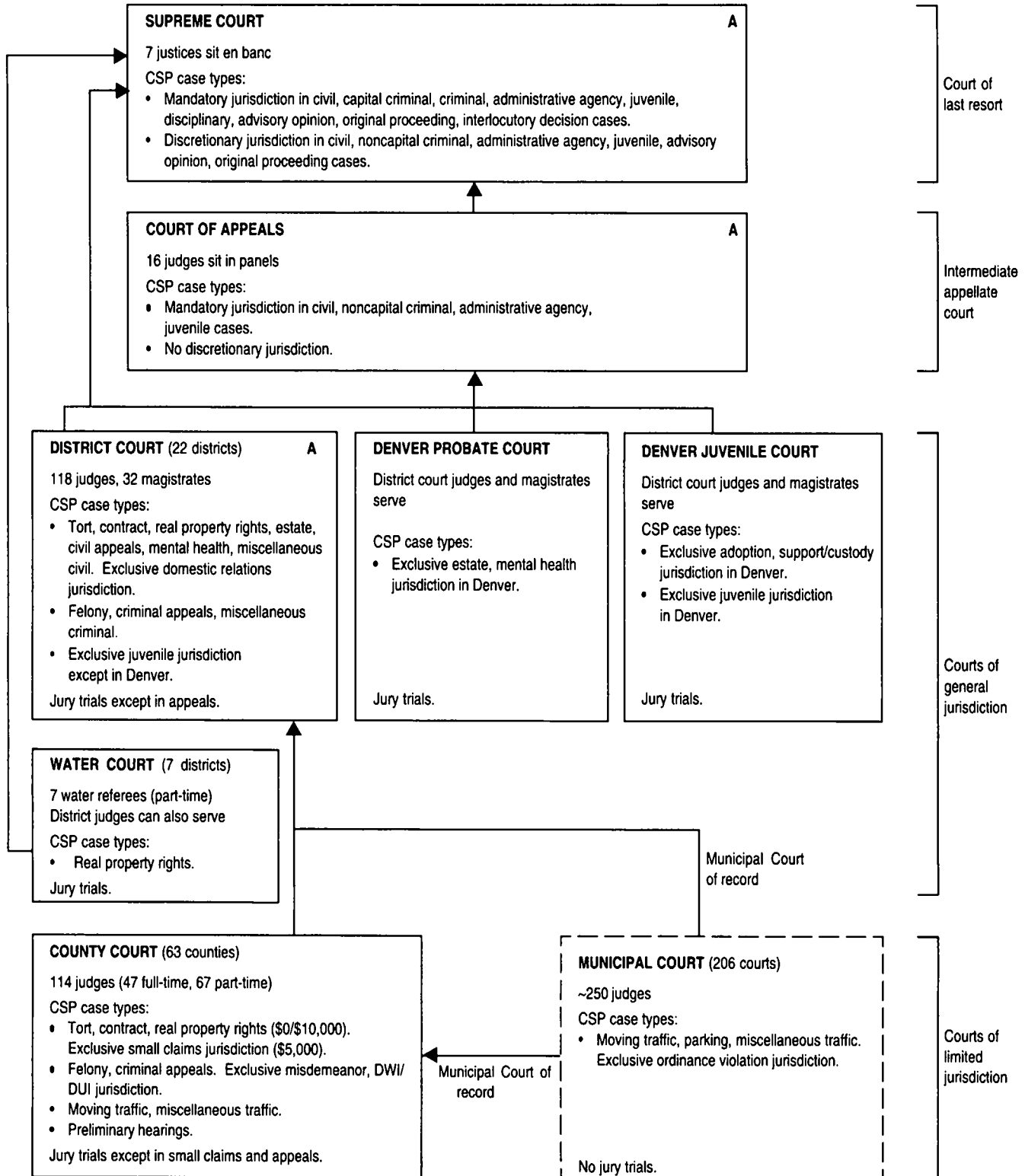
CALIFORNIA COURT STRUCTURE, 2000



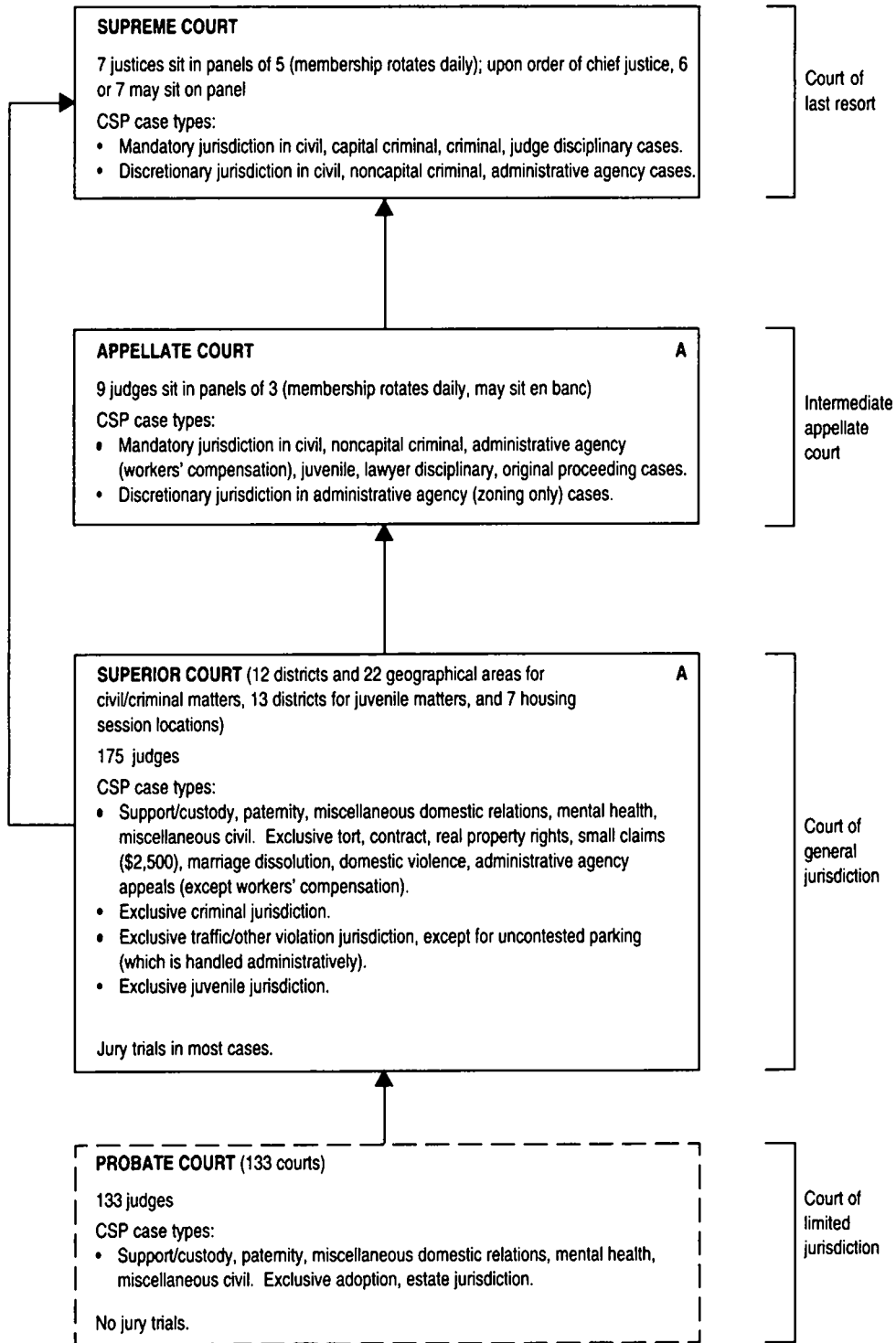
* Effective January 1, 2001, 12 new appellate judgeships were created in California, bringing the total from 93 to 105.

Note: All trial courts were unified as of 7/1/00.

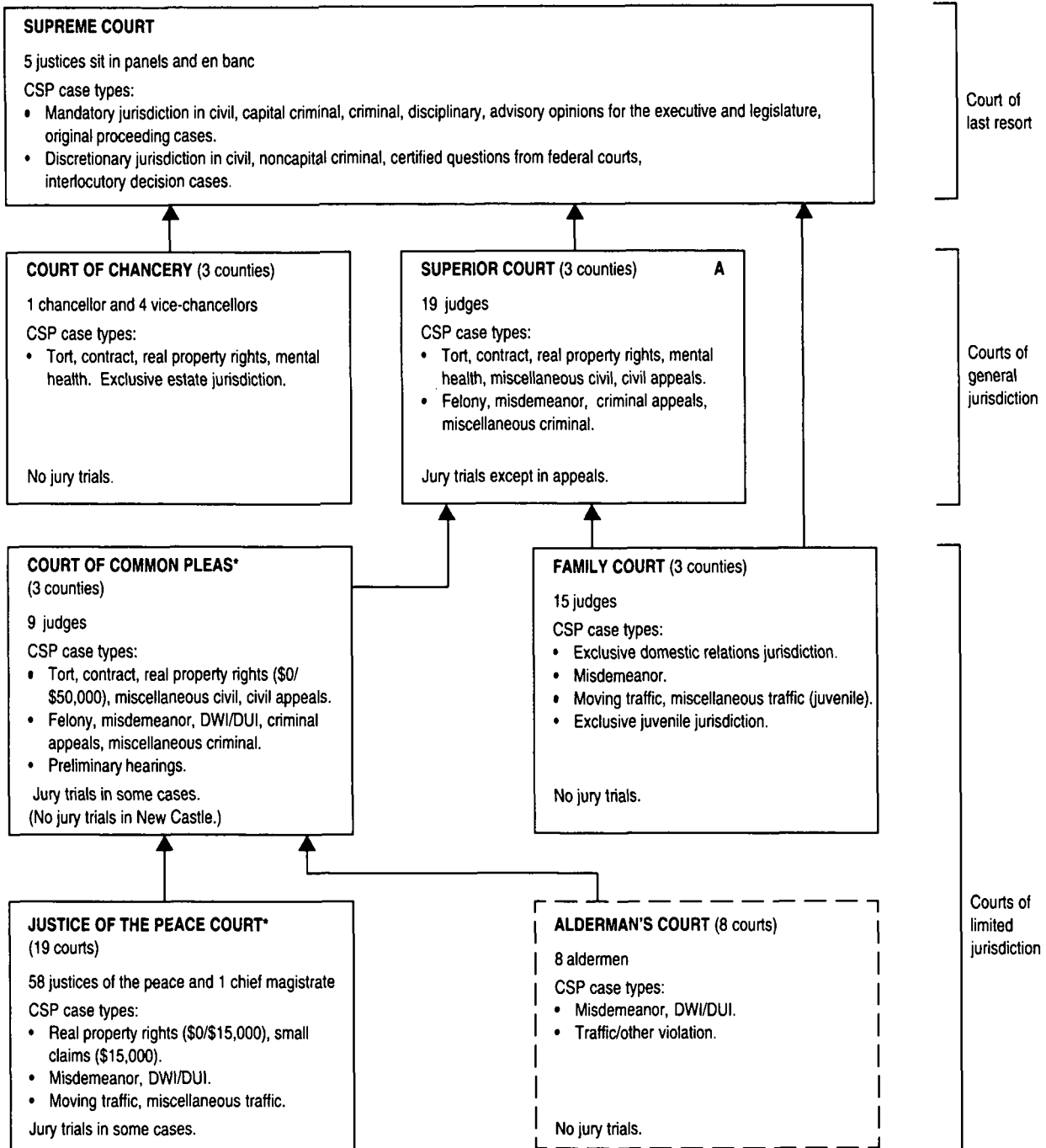
COLORADO COURT STRUCTURE, 2000



CONNECTICUT COURT STRUCTURE, 2000

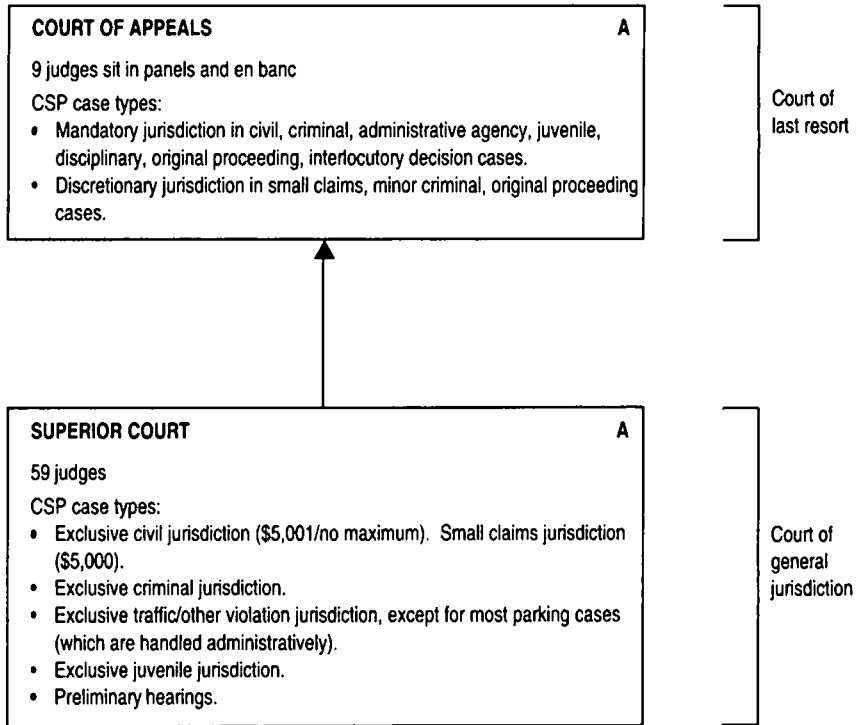


DELAWARE COURT STRUCTURE, 2000

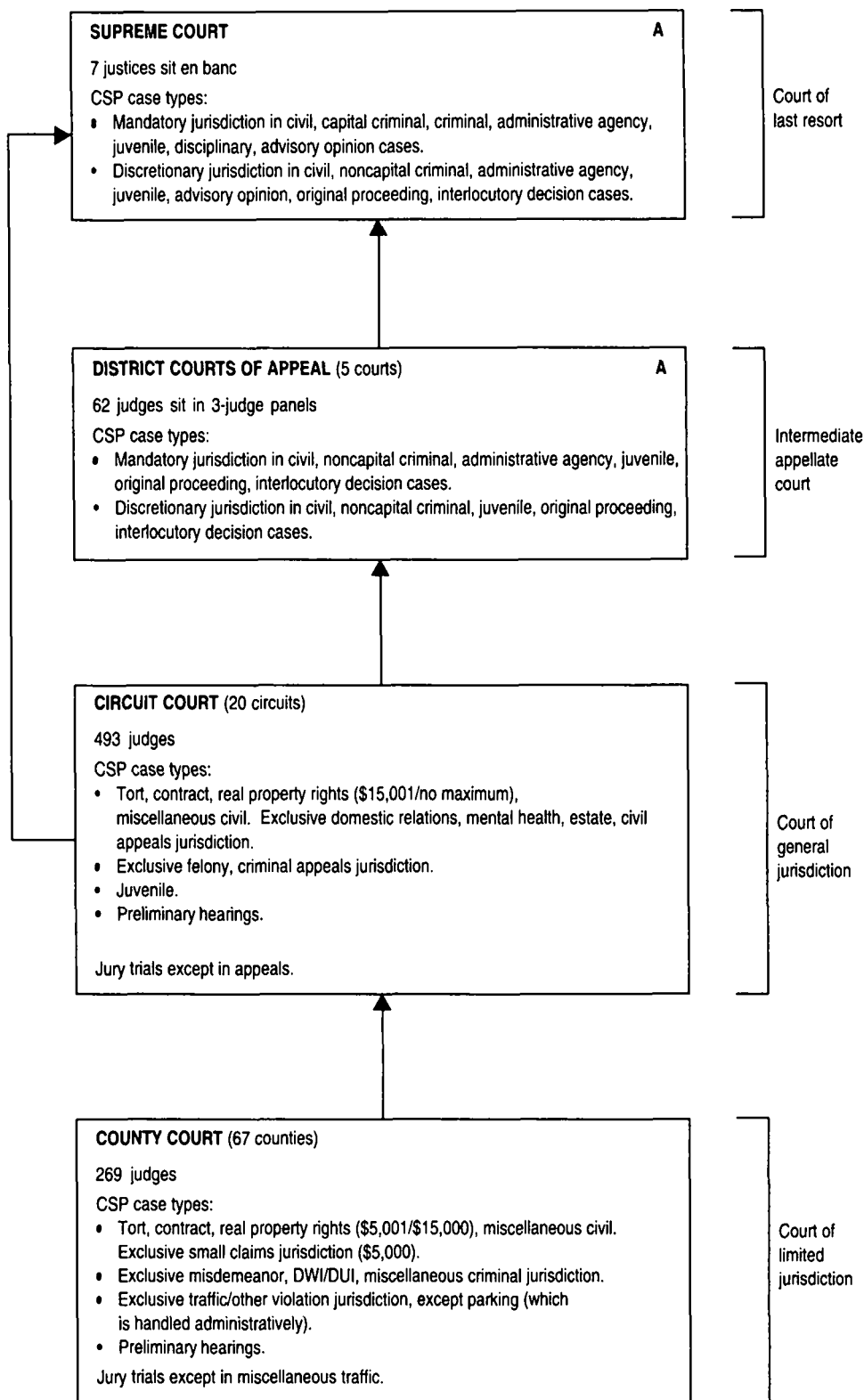


* The Municipal Court of Wilmington was eliminated effective May 1, 1998, and a new Justice of the Peace Court was created in Wilmington.

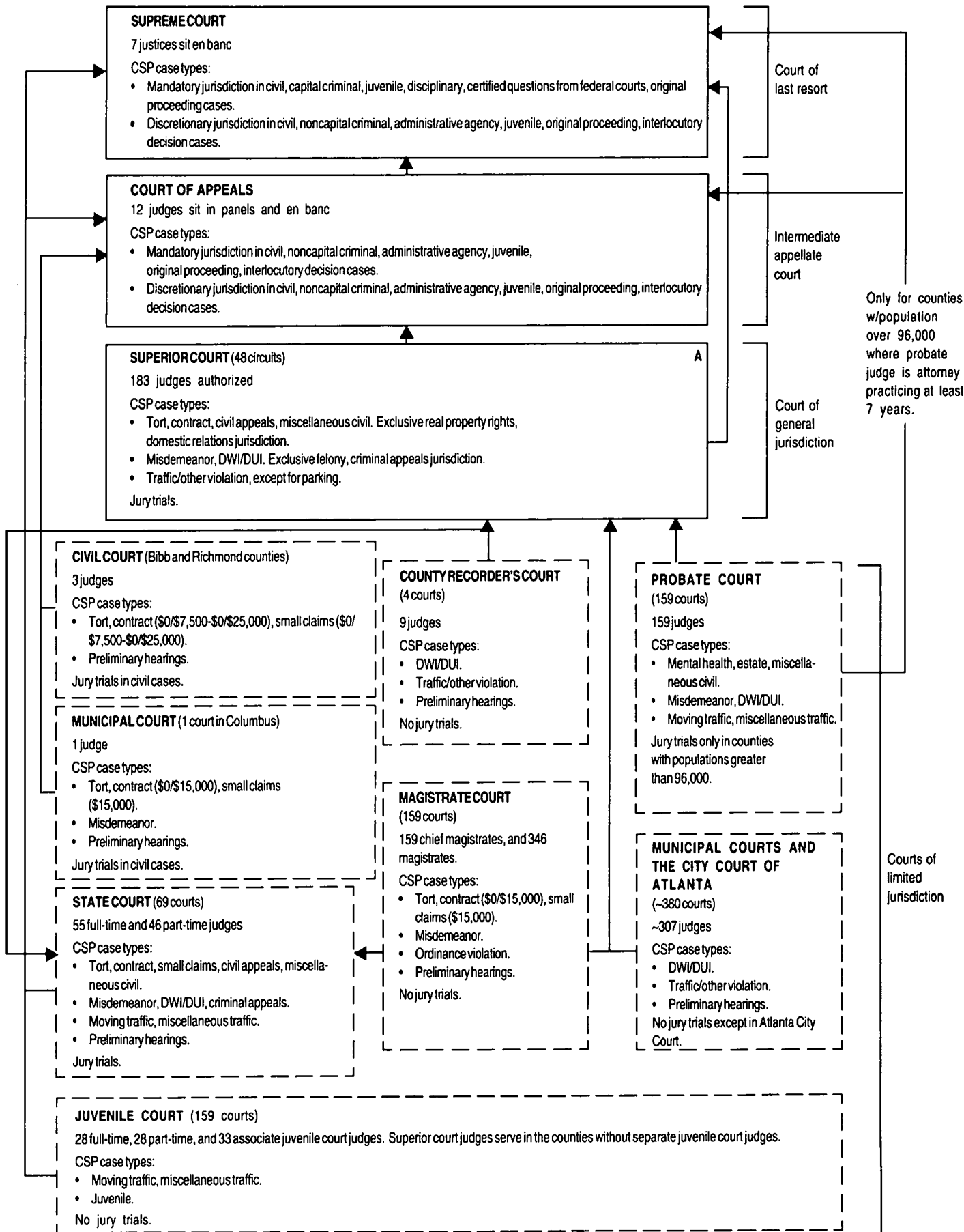
DISTRICT OF COLUMBIA COURT STRUCTURE, 2000



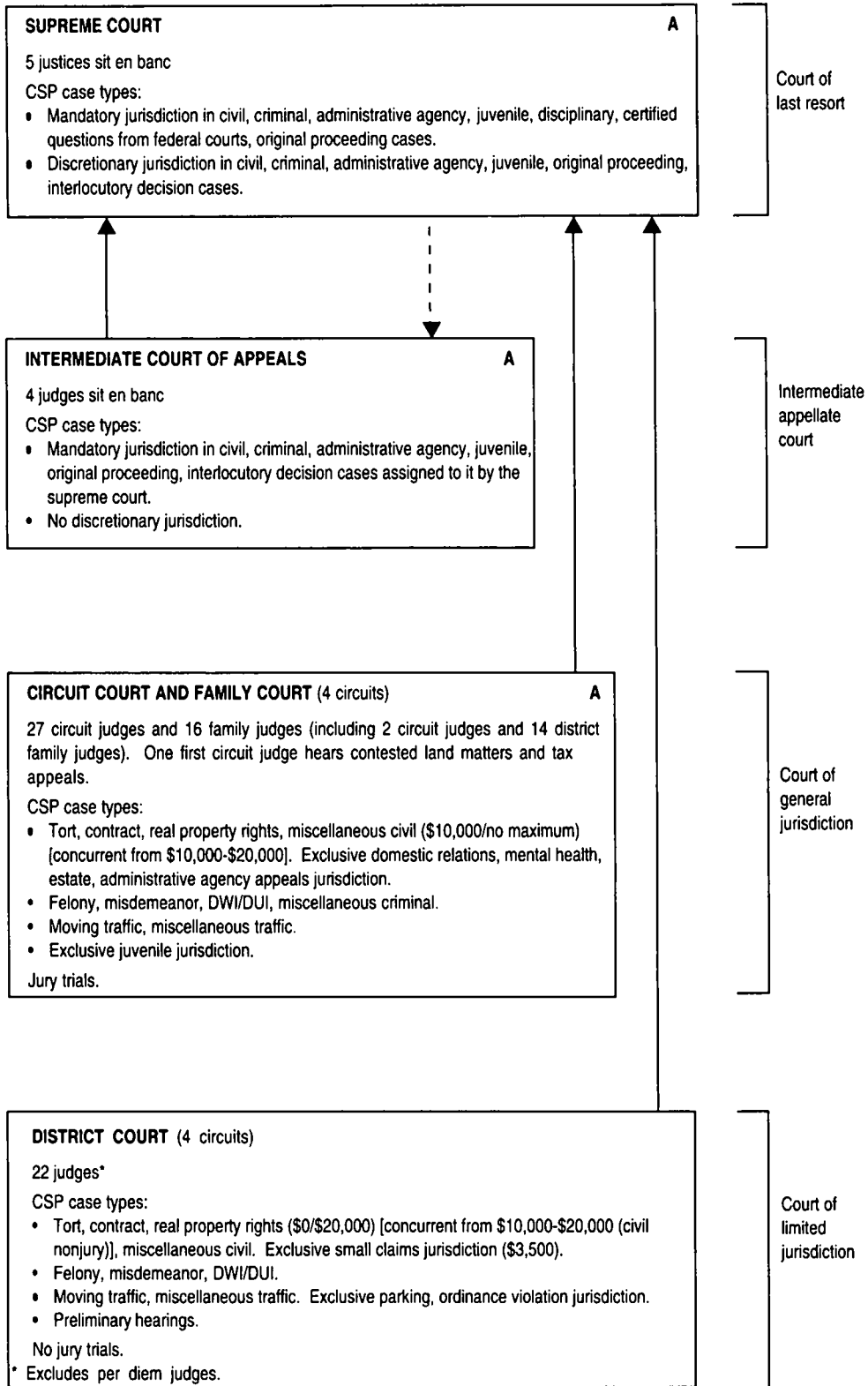
FLORIDA COURT STRUCTURE, 2000



GEORGIA COURT STRUCTURE, 2000

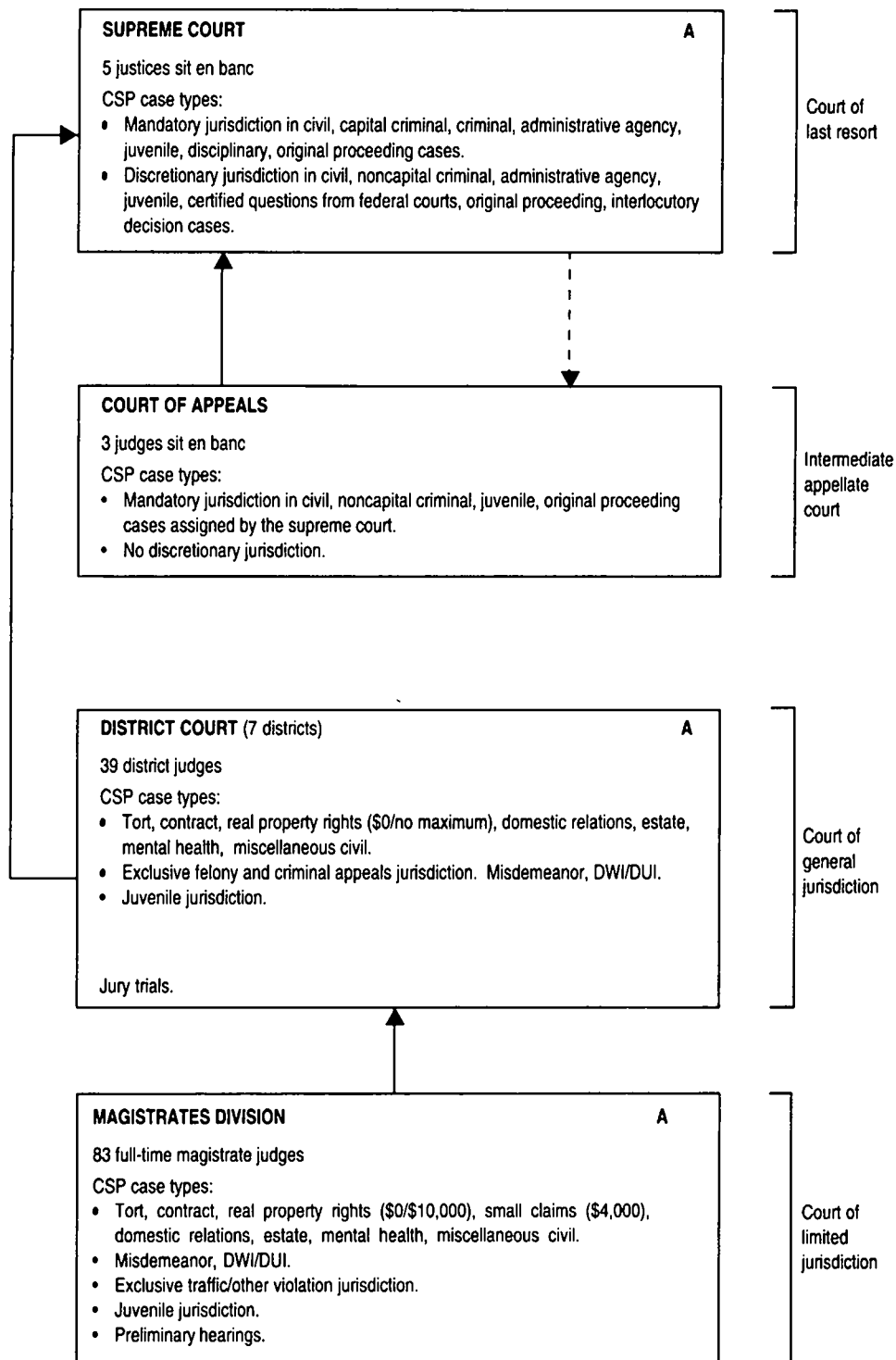


HAWAII COURT STRUCTURE, 2000



— — Indicates assignment of cases.

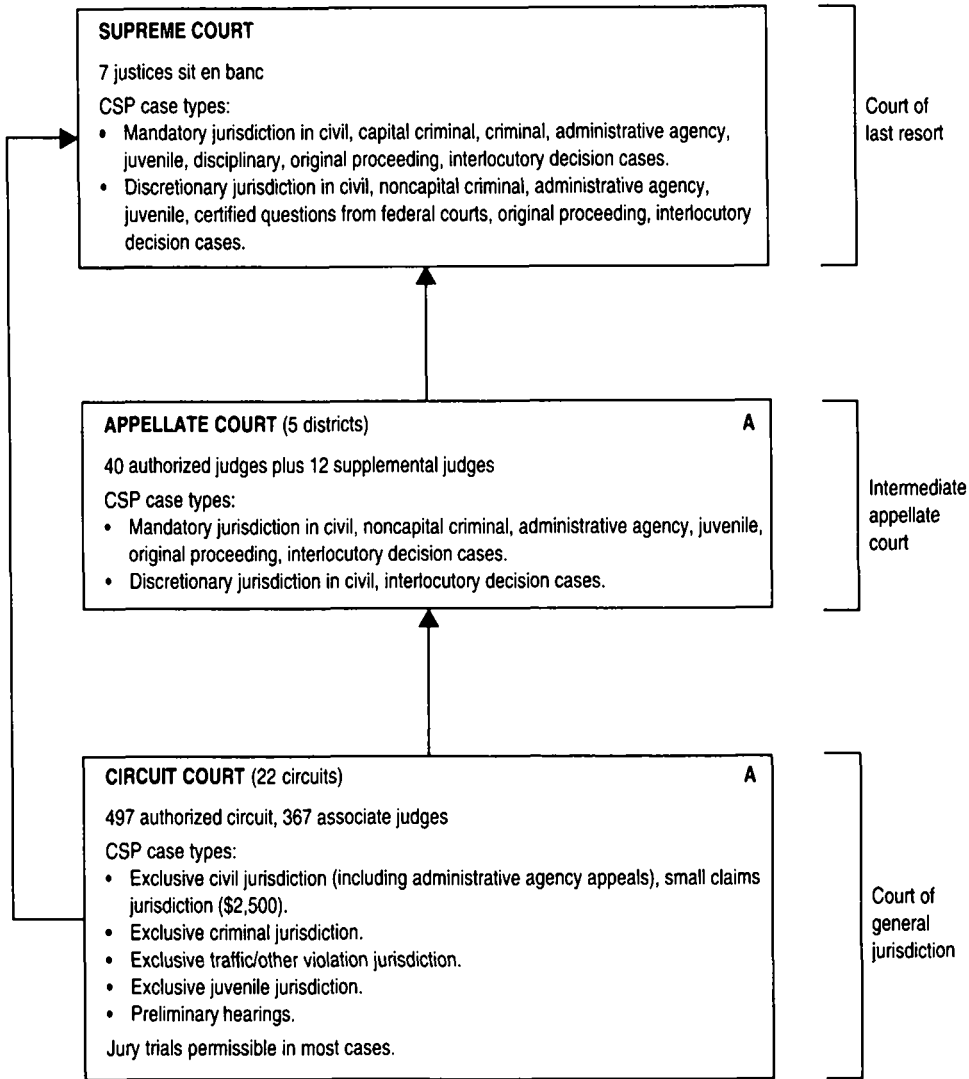
IDAHO COURT STRUCTURE, 2000



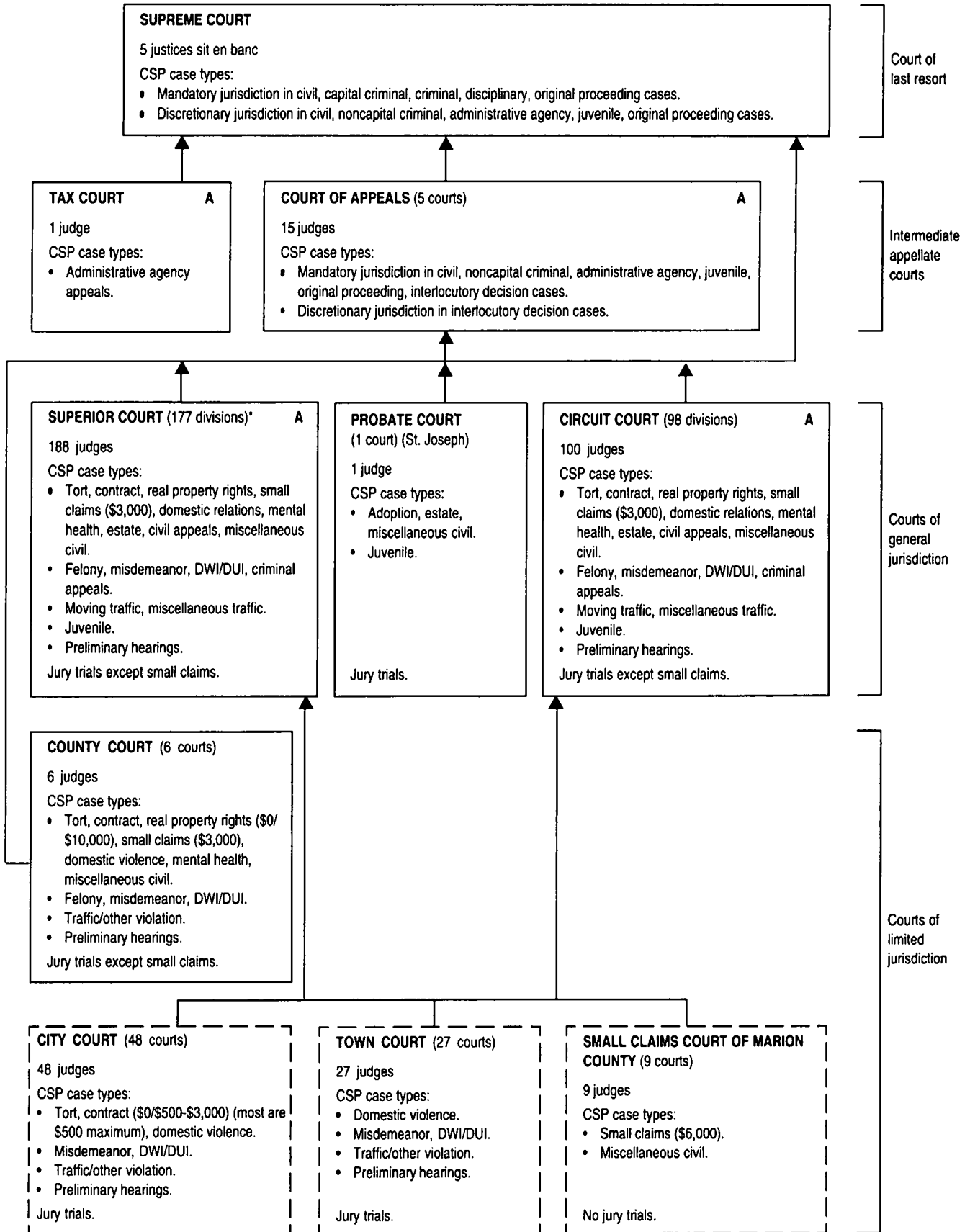
— — Indicates assignment of cases.

Note: The Magistrates Division of the District Court functions as a limited jurisdiction court.

ILLINOIS COURT STRUCTURE, 2000

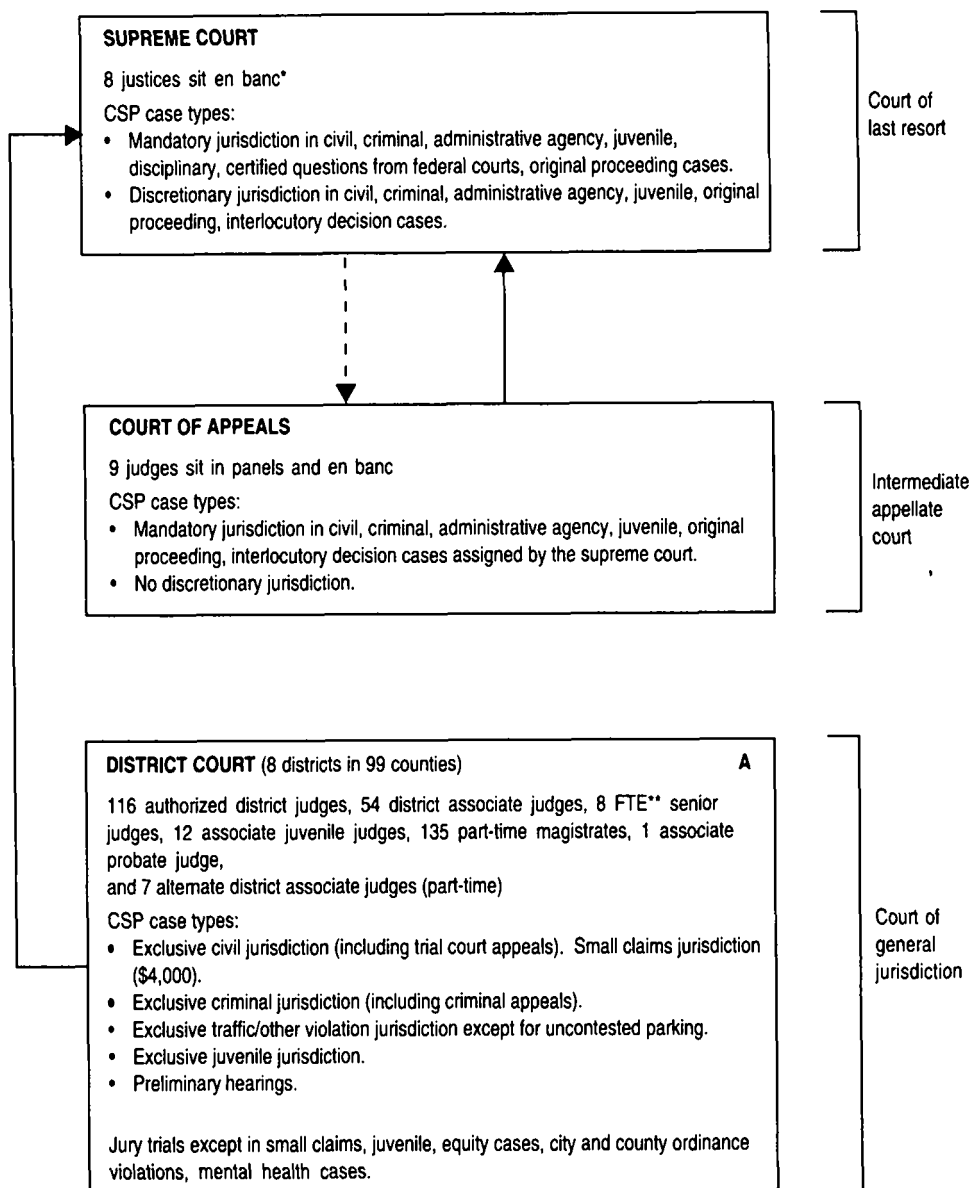


INDIANA COURT STRUCTURE, 2000



* Effective January 1, 1996, all Municipal Courts became Superior Courts.

IOWA COURT STRUCTURE, 2000

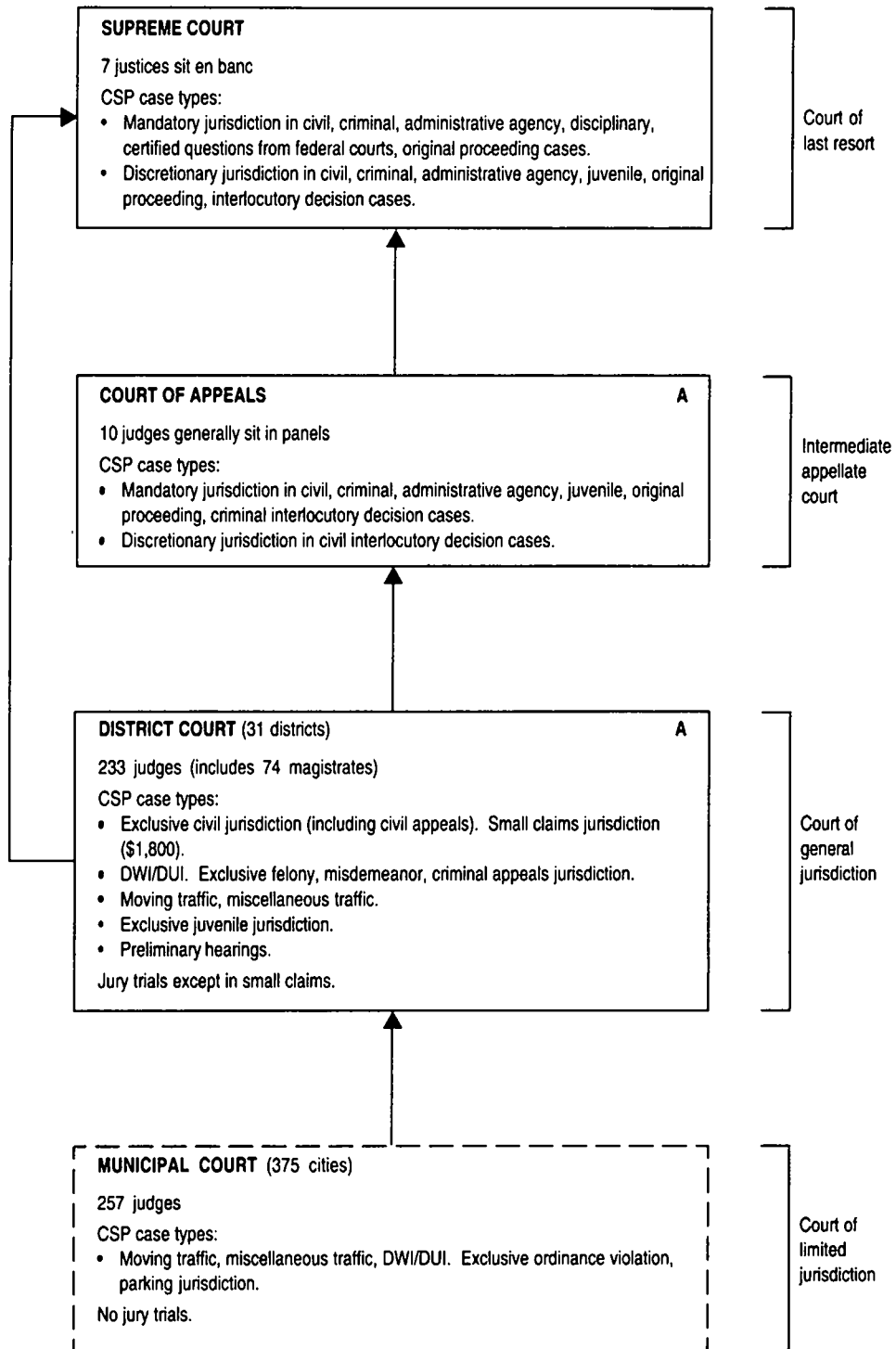


* By attrition, the size of the Iowa Supreme Court was reduced to 8 in July, 1999 and will be reduced to 7 in November, 2000. As of January, 2000 the court no longer sits in panels; it decides en banc.

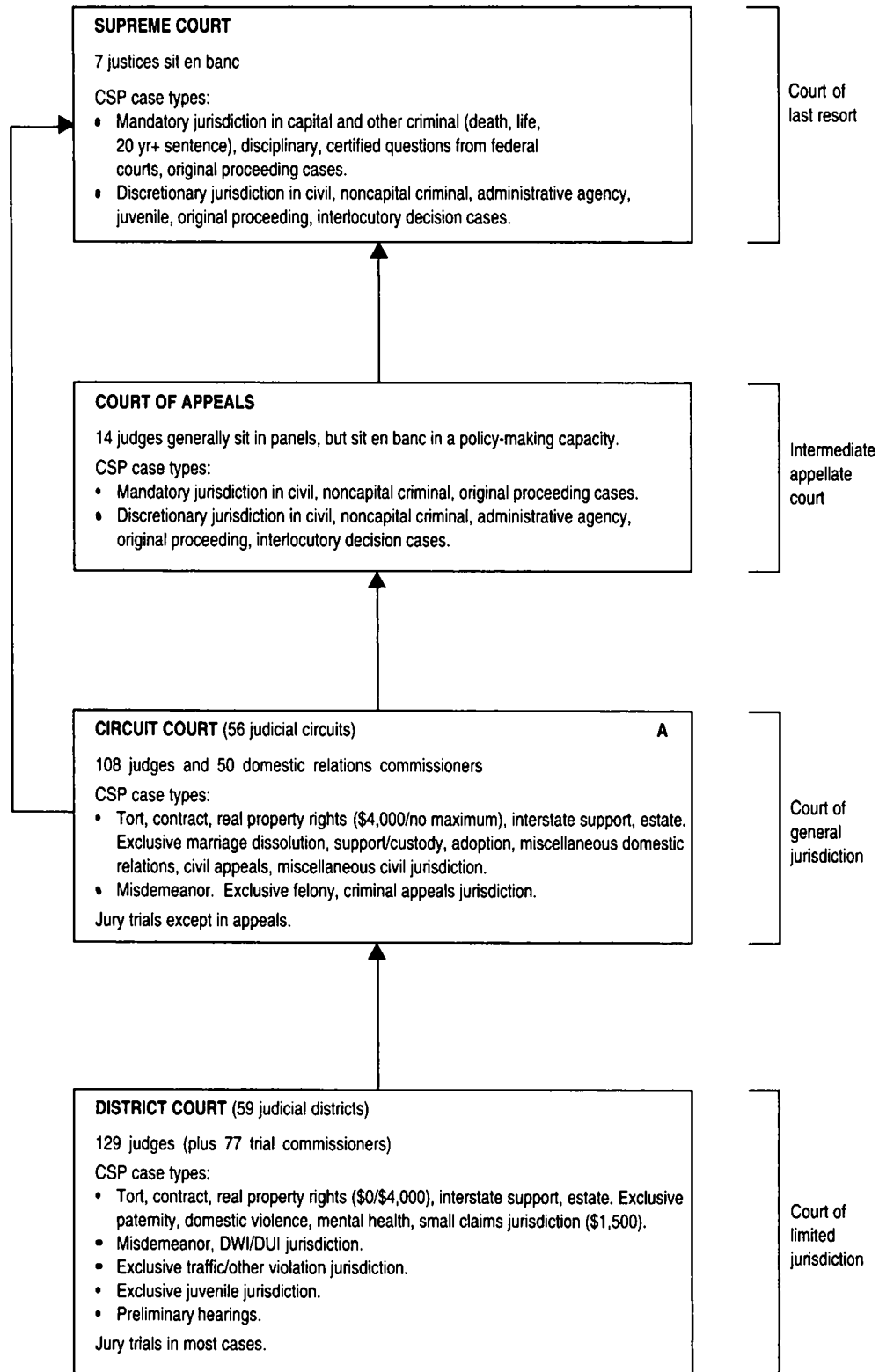
** Includes 32 senior judges who work 1/4 time. (No more than 13 weeks/year).

-- Indicates assignment of cases.

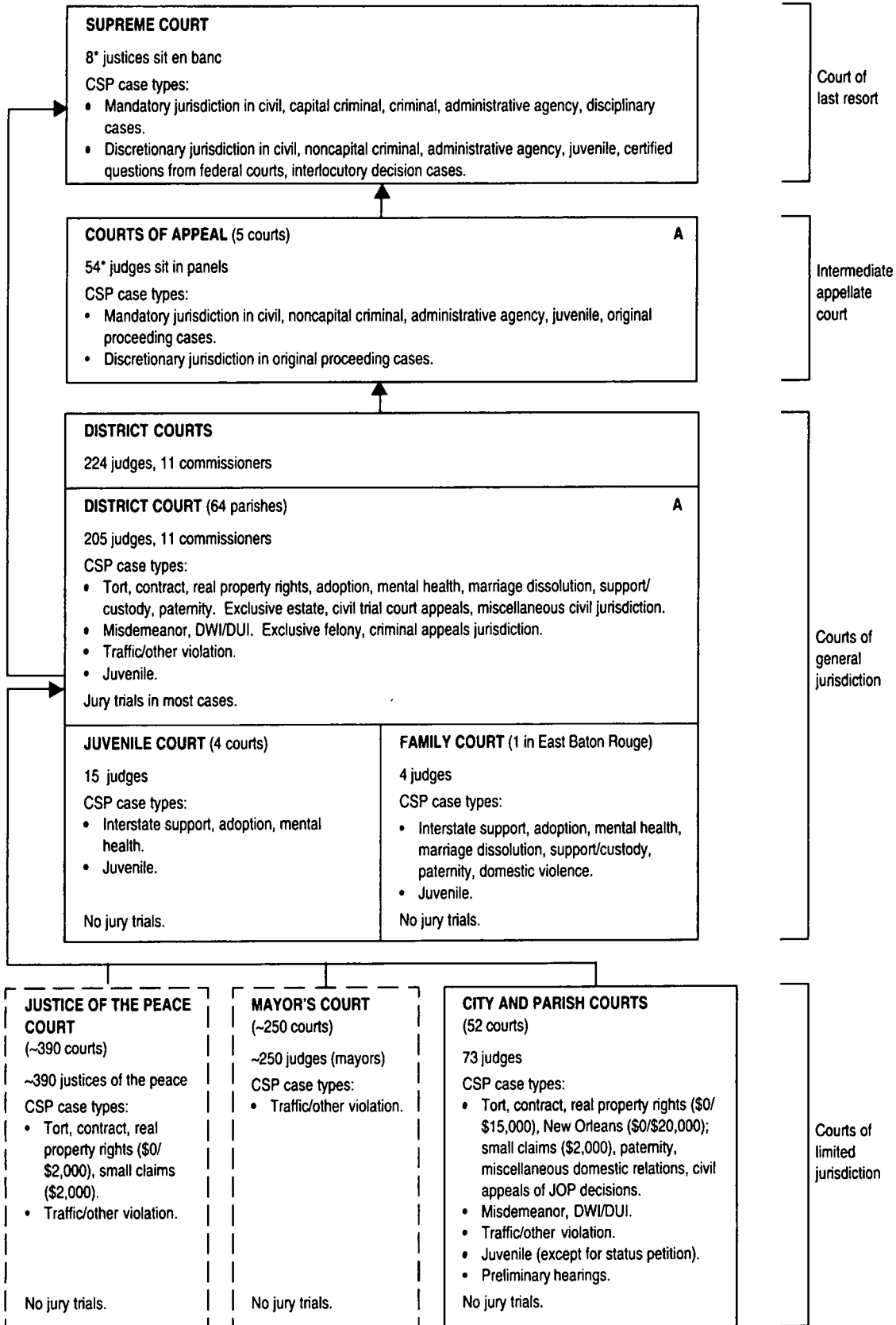
KANSAS COURT STRUCTURE, 2000



KENTUCKY COURT STRUCTURE, 2000

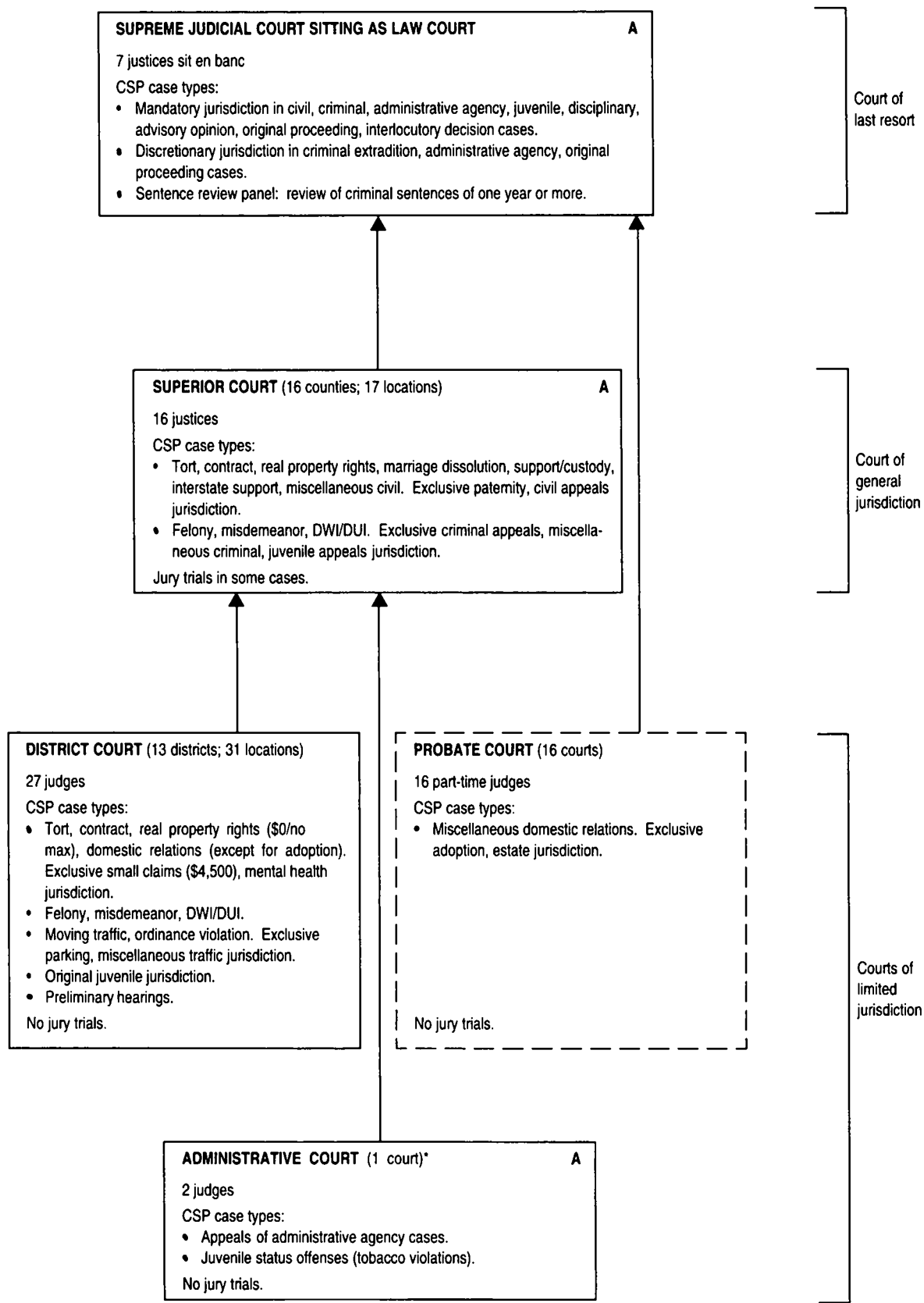


LOUISIANA COURT STRUCTURE, 2000



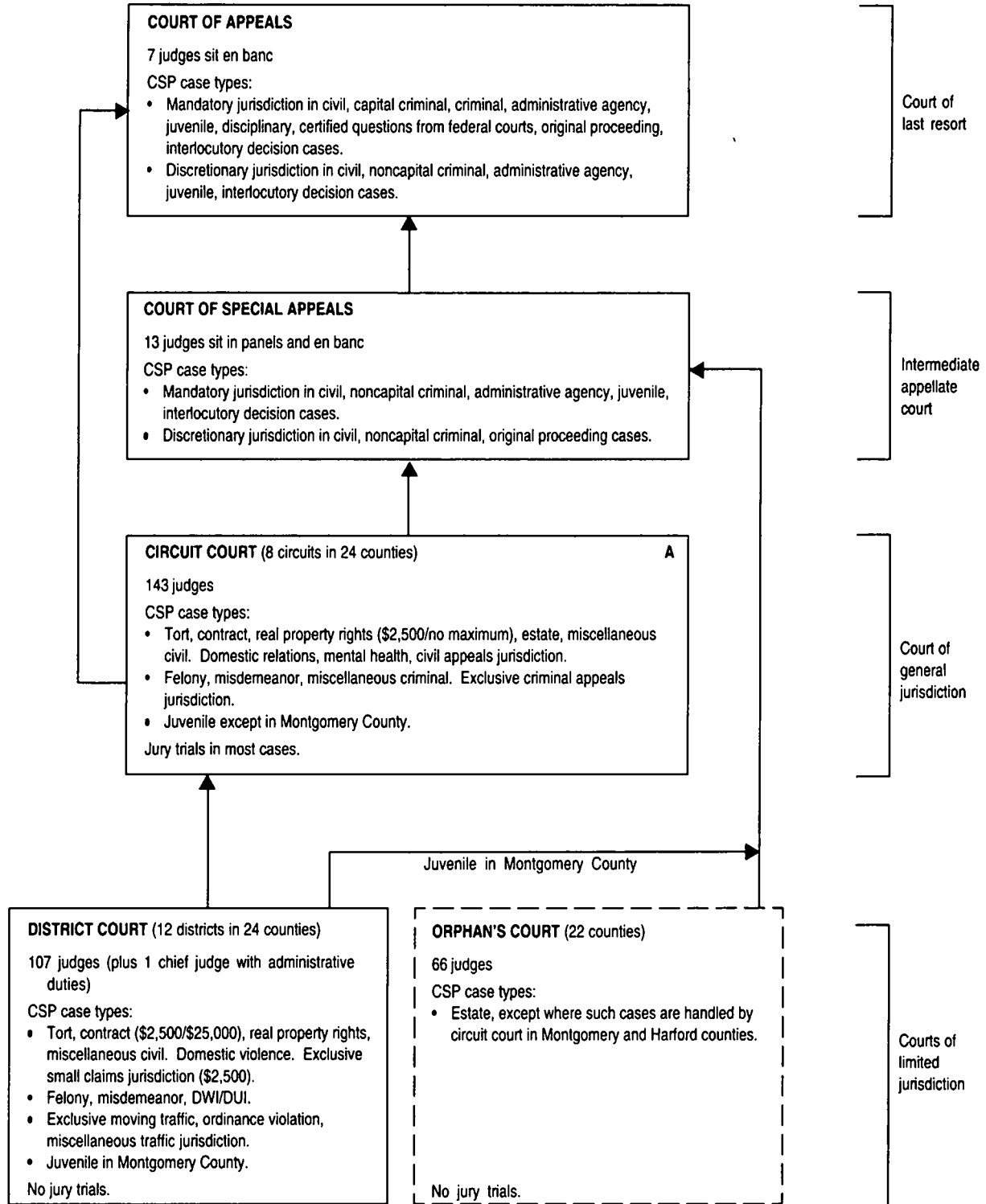
* Supreme court has 7 elected justices and 1 justice assigned from the courts of appeal. The assigned judge would bring the number of courts of appeal judges to 55. (This assignment is by state statute and it expires 1/1/01.)

MAINE COURT STRUCTURE, 2000

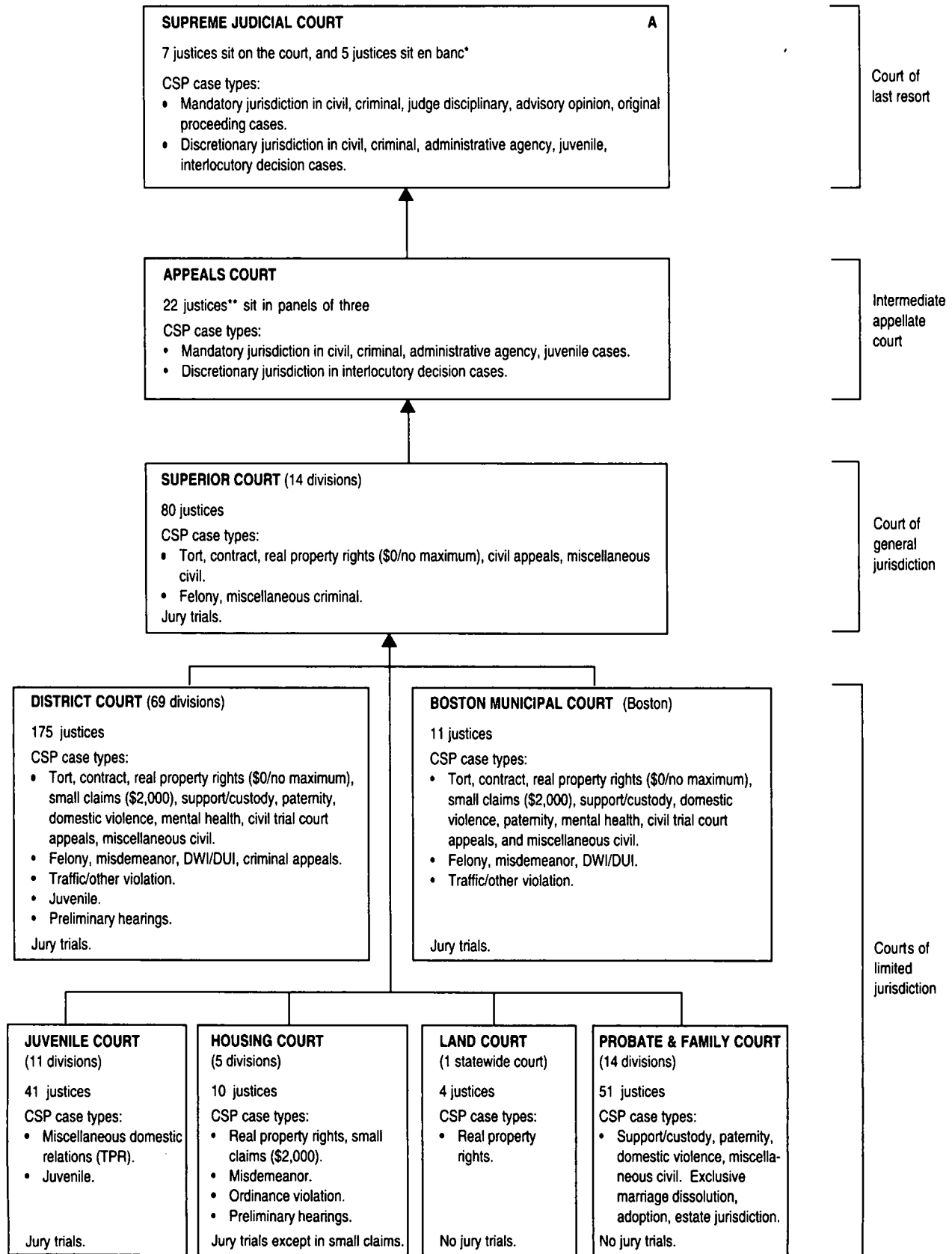


*This court will be eliminated effective March 15, 2001, with caseload to be absorbed by District Court.

MARYLAND COURT STRUCTURE, 2000



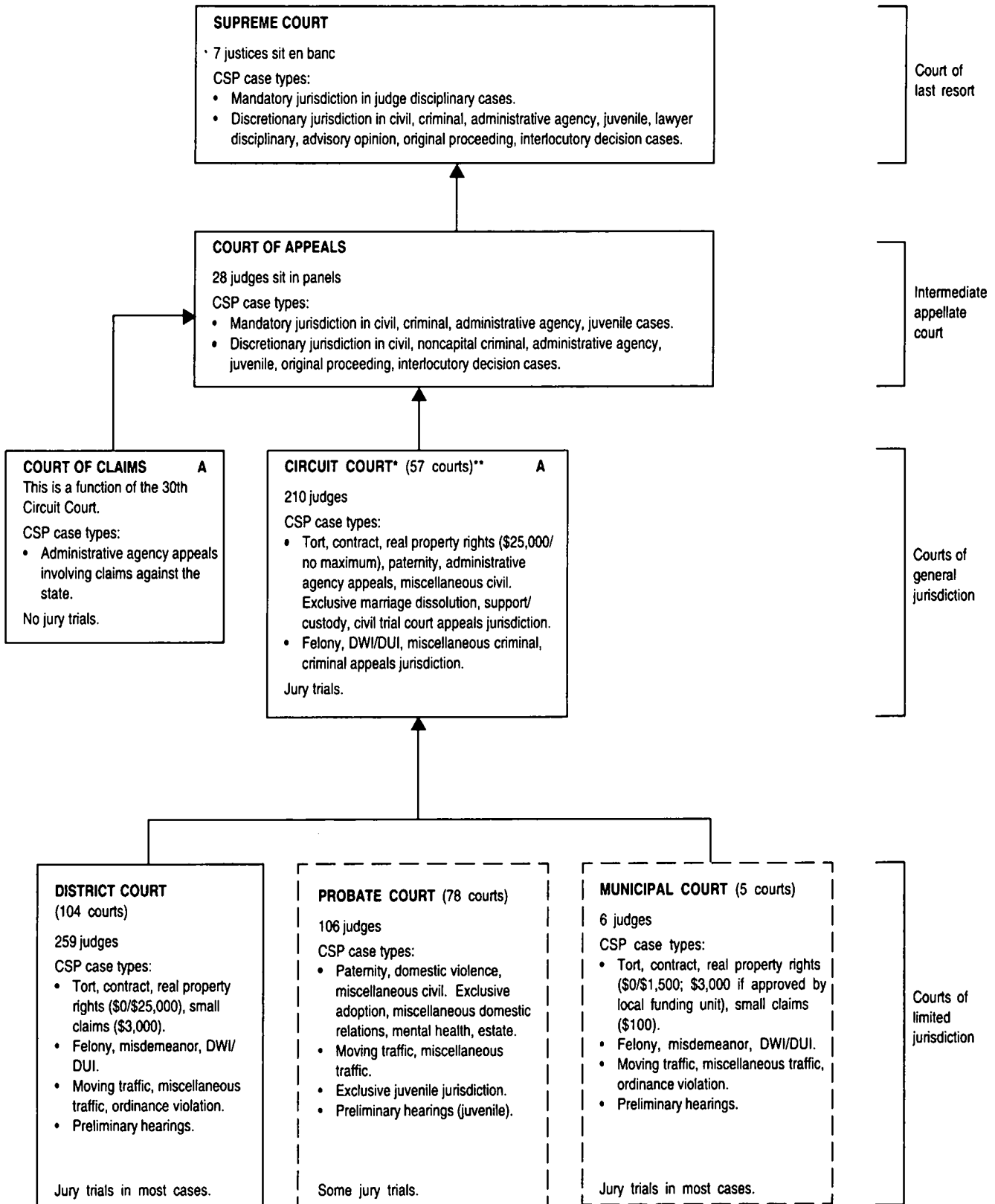
MASSACHUSETTS COURT STRUCTURE, 2000



* The justices also sit individually in the "single justice" side of the court, on a rotating basis.

** Increases to 25 effective 7/1/01.

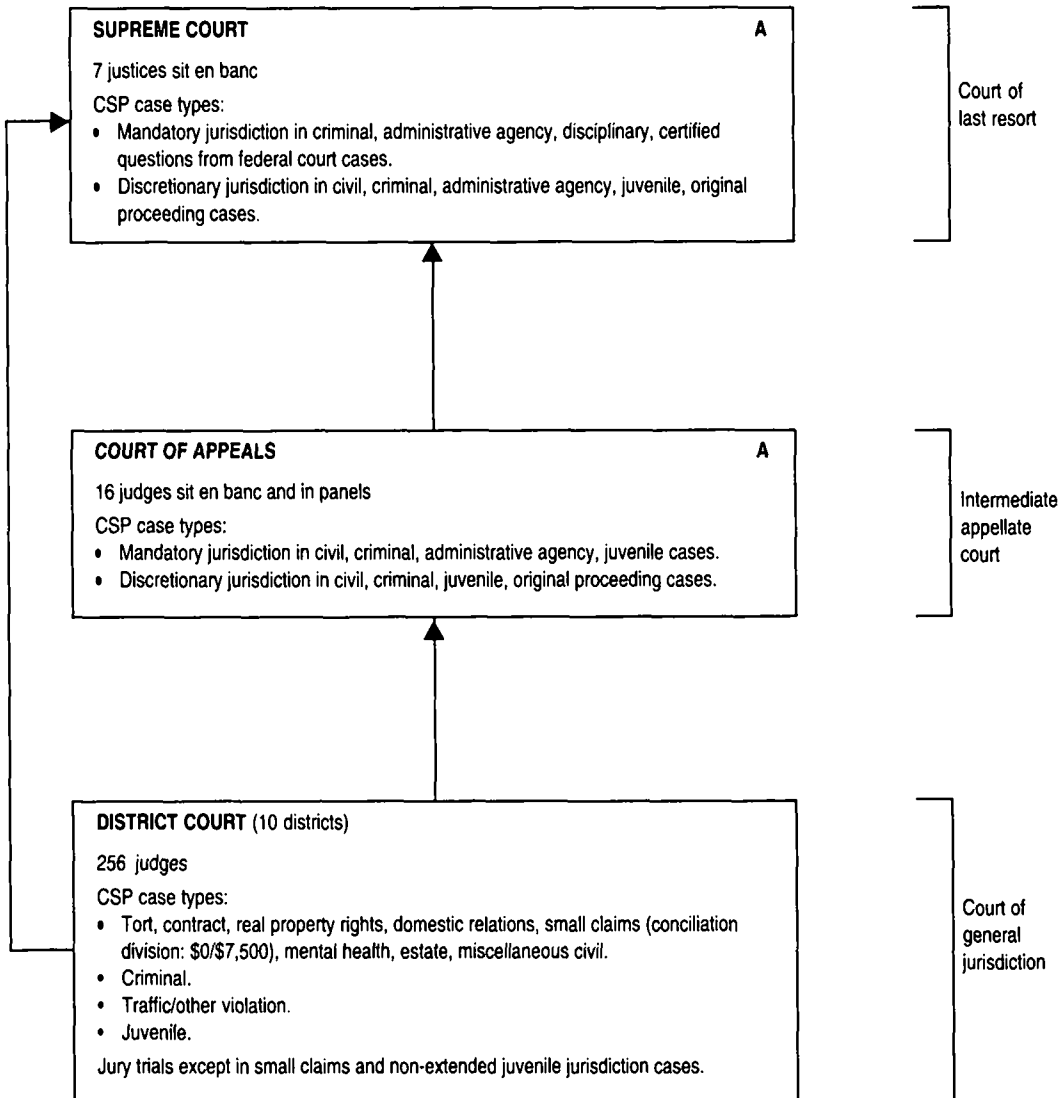
MICHIGAN COURT STRUCTURE, 2000



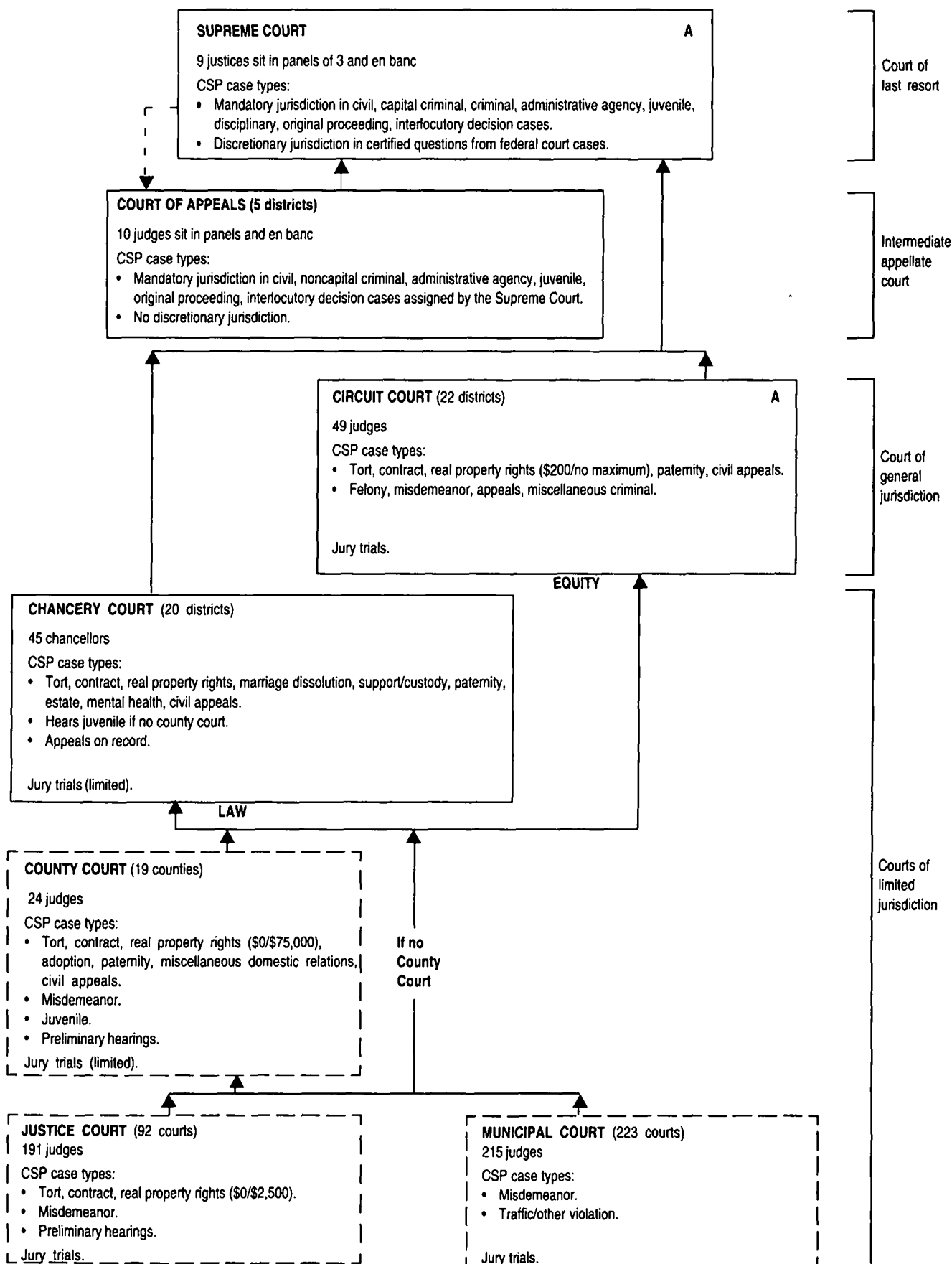
* The Recorder's Court of Detroit merged with the Circuit Court effective October 1, 1997.

** A Family Division of Circuit Court became operational on January 1, 1998.

MINNESOTA COURT STRUCTURE, 2000



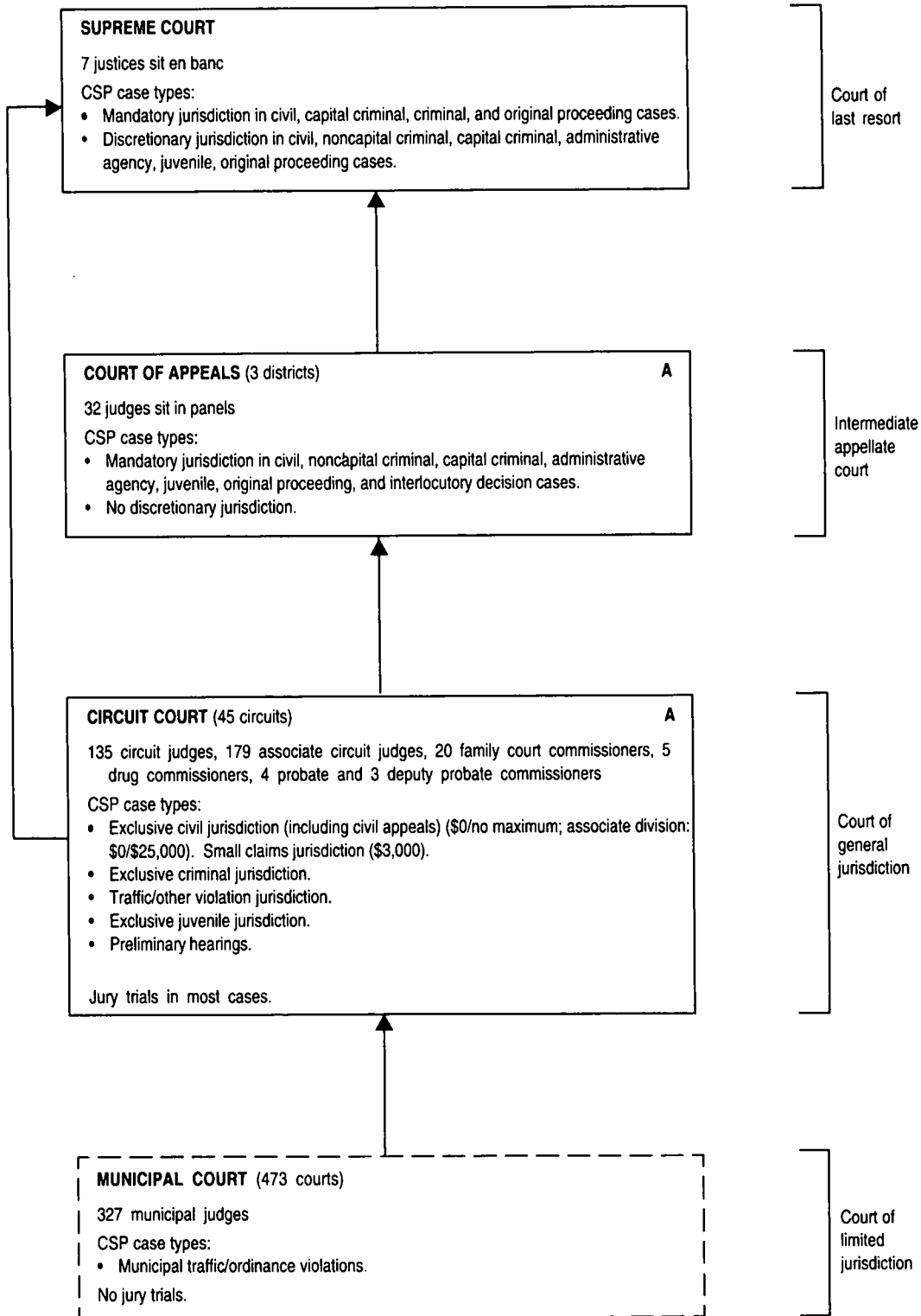
MISSISSIPPI COURT STRUCTURE, 2000



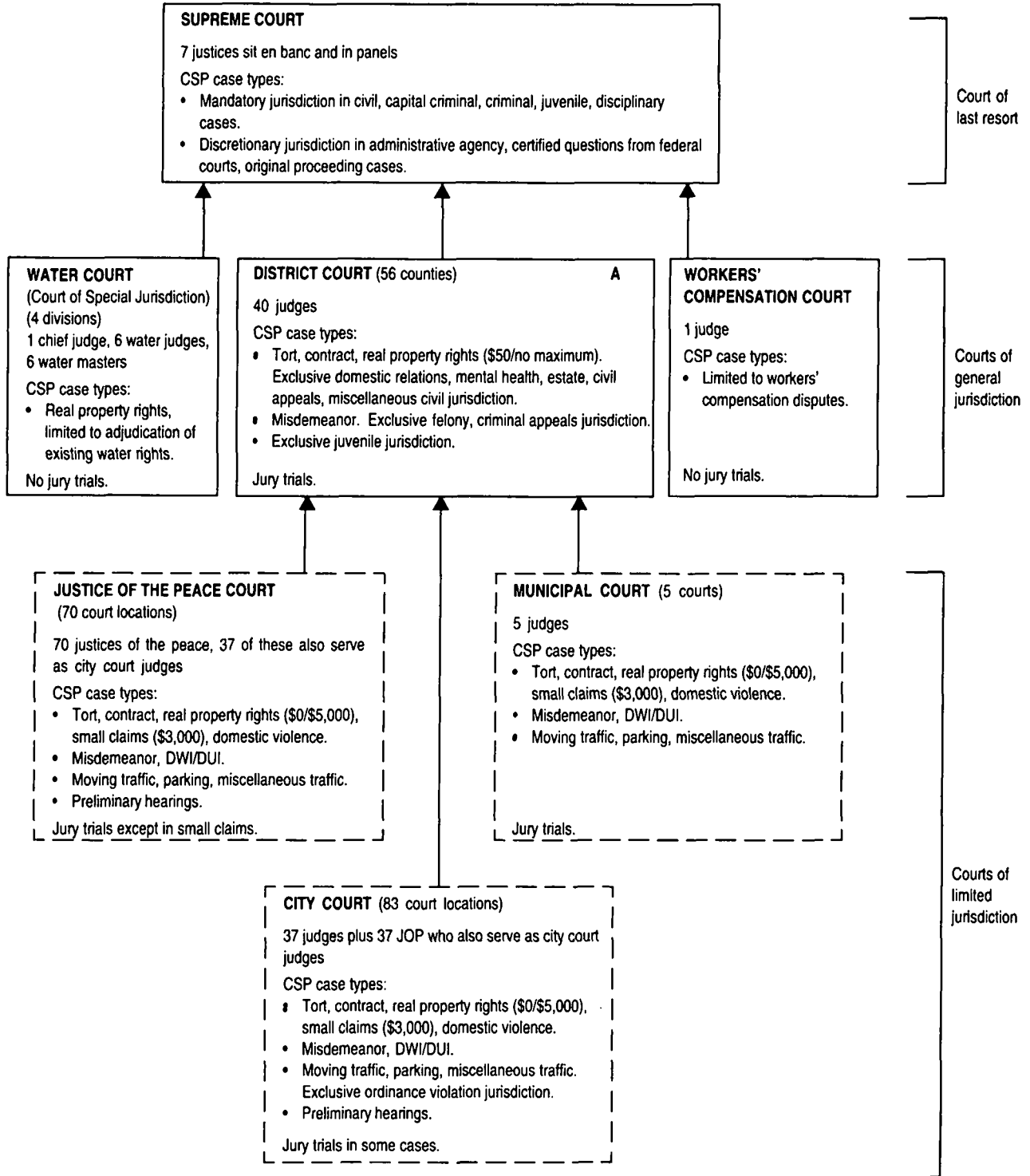
* The Family Court was abolished July 1, 1999 and merged into County Court.

-- Indicates assignment of cases.

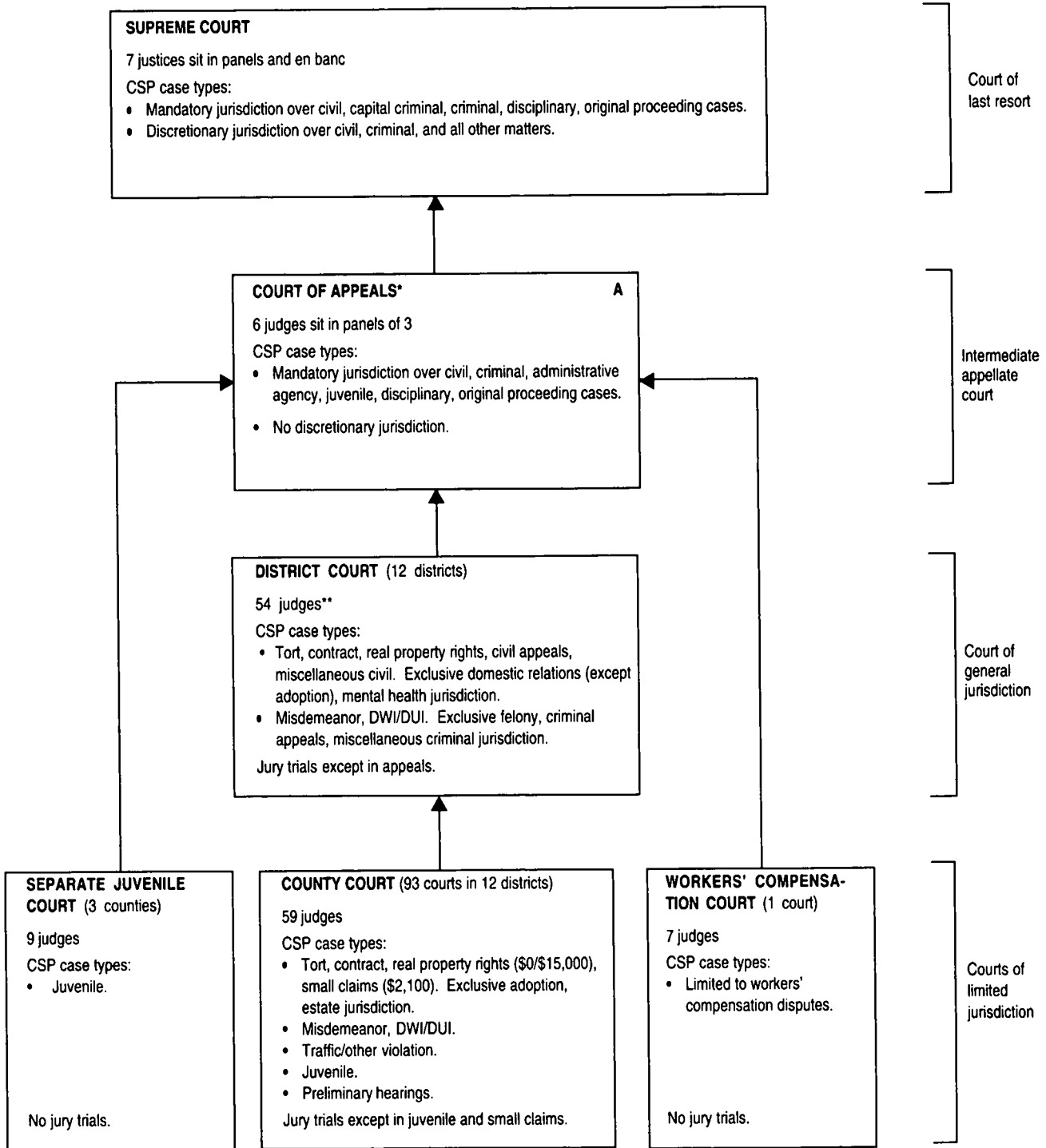
MISSOURI COURT STRUCTURE, 2000



MONTANA COURT STRUCTURE, 2000



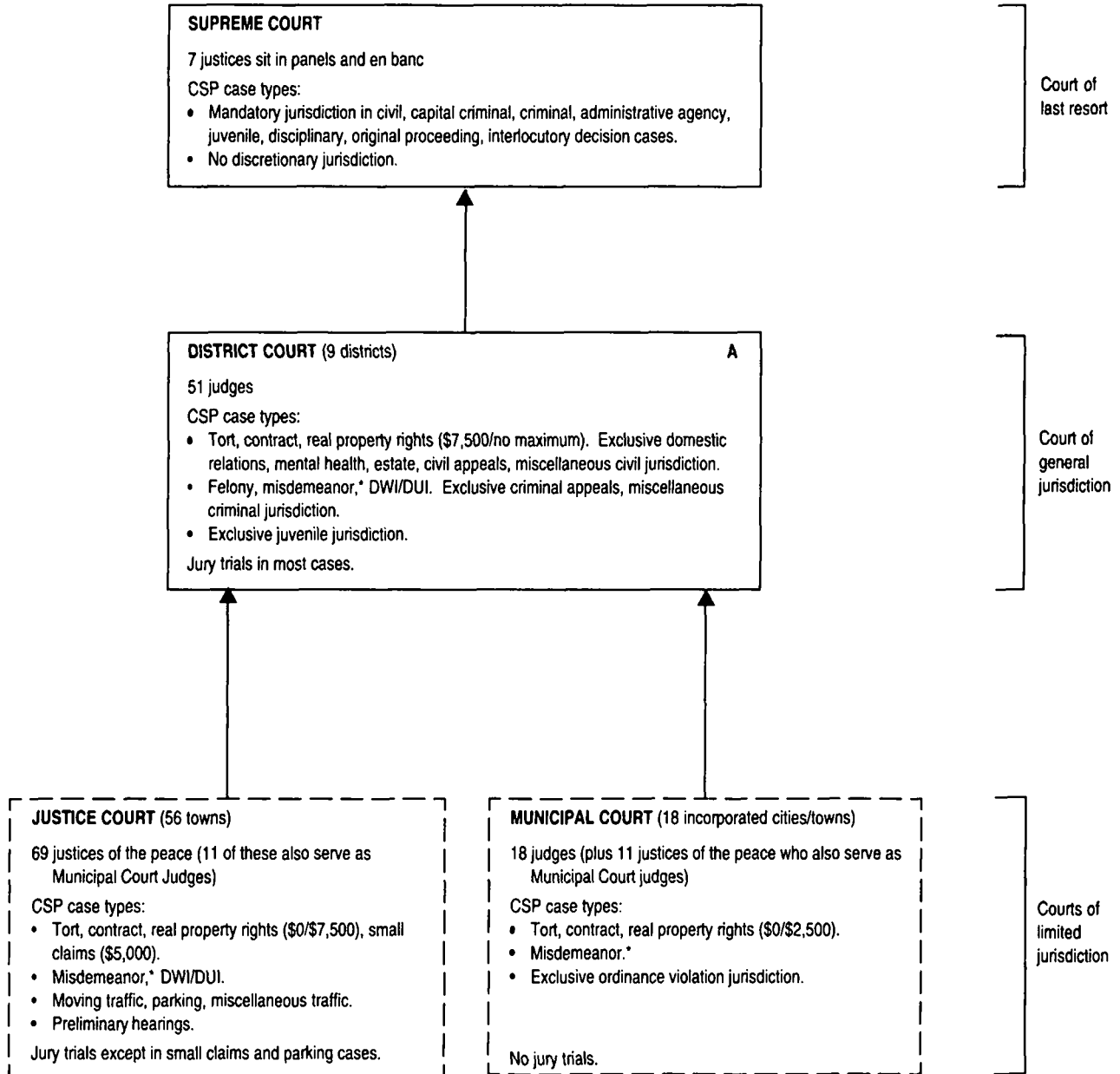
NEBRASKA COURT STRUCTURE, 2000



* The Nebraska Court of Appeals was established September 6, 1991.

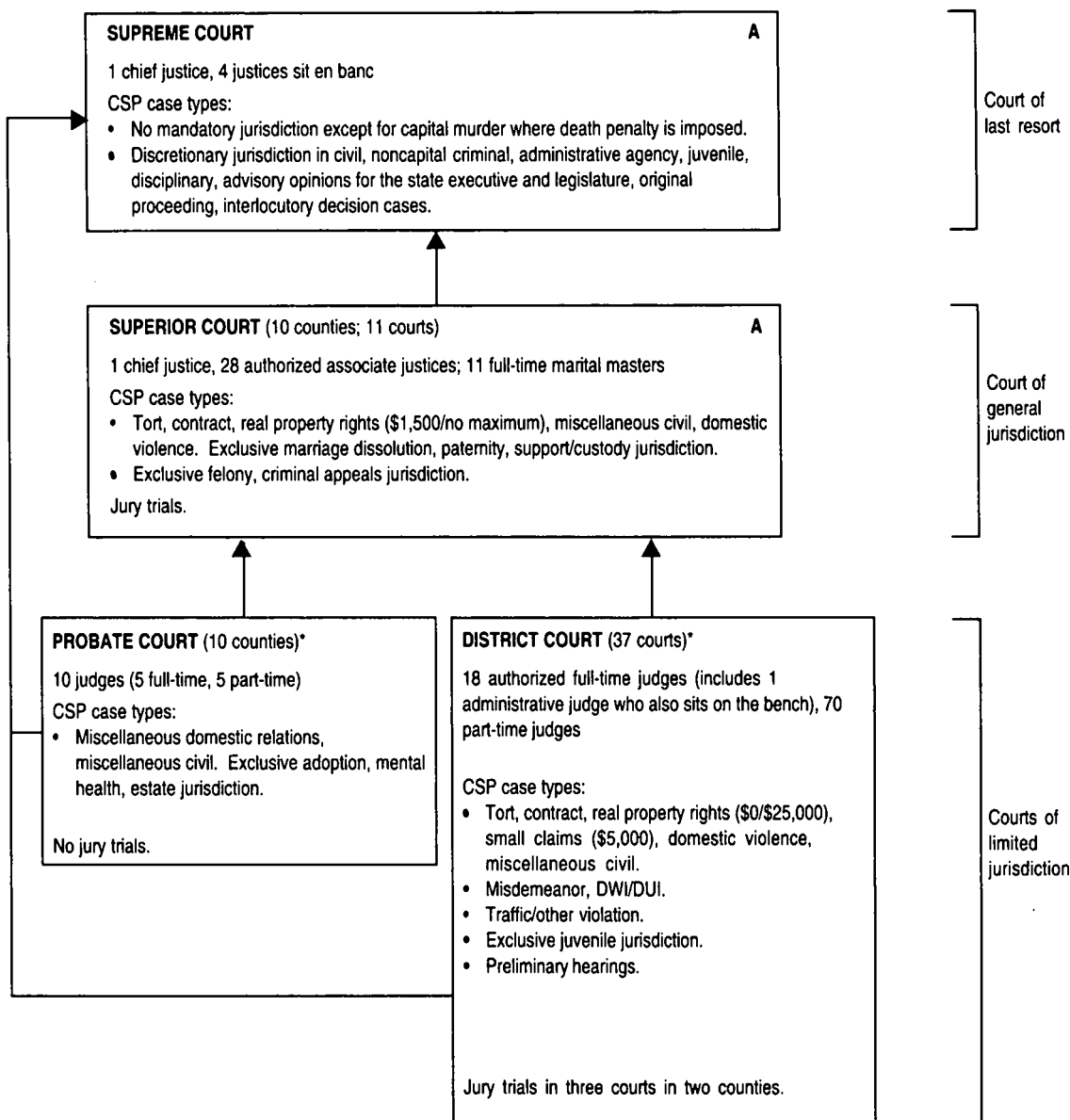
**Increased from 53 effective July 1, 2000.

NEVADA COURT STRUCTURE, 2000



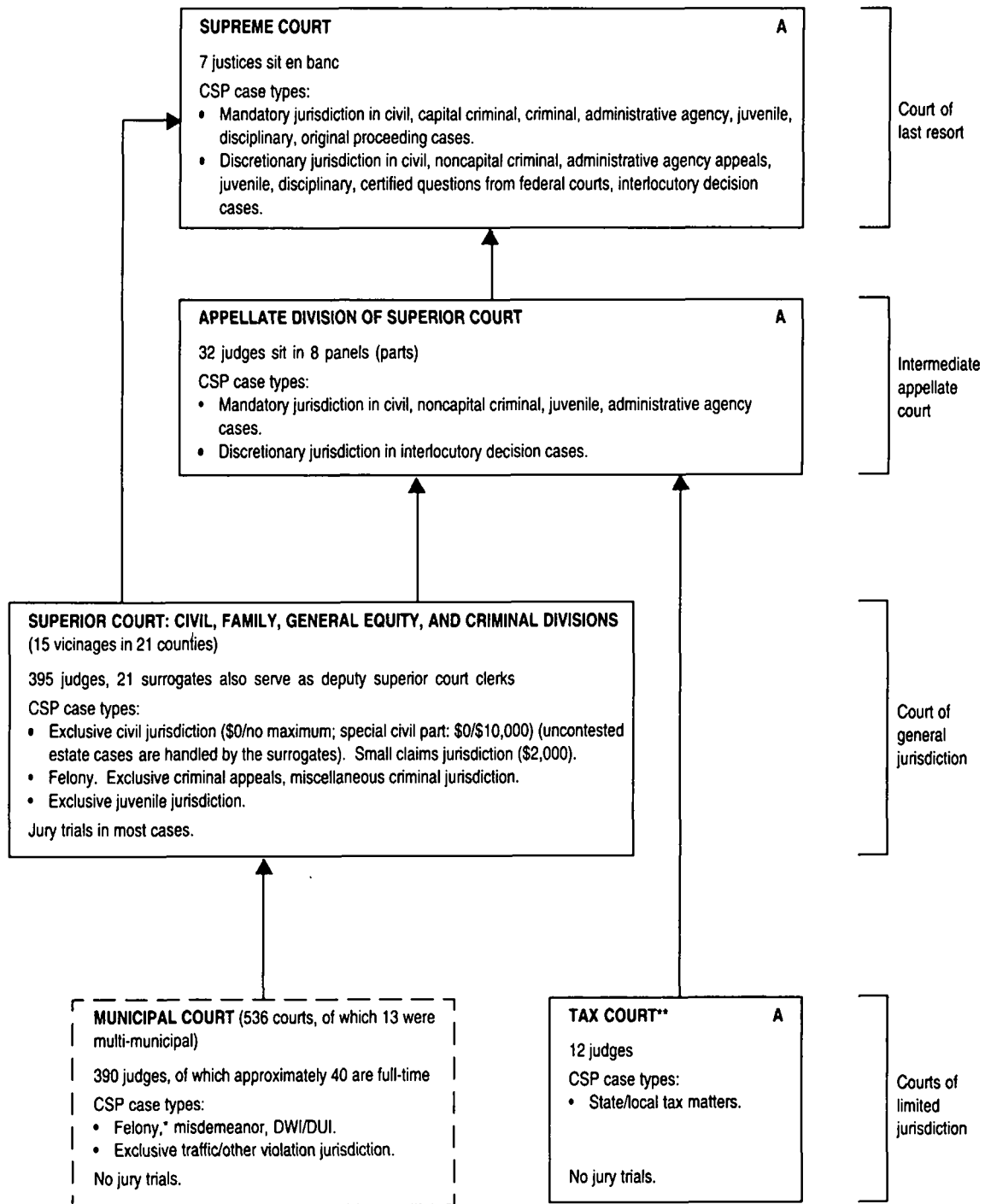
* District Court hears gross misdemeanor cases; Justice & Municipal Courts hear misdemeanors with fines under \$1,000 and/or sentence of less than six months.

NEW HAMPSHIRE COURT STRUCTURE, 2000



* A Family Division Pilot Program was created by the Legislature in 1995 and operates in six district courts and two probate courts. The municipal court merged with the District Court in May, 2000.

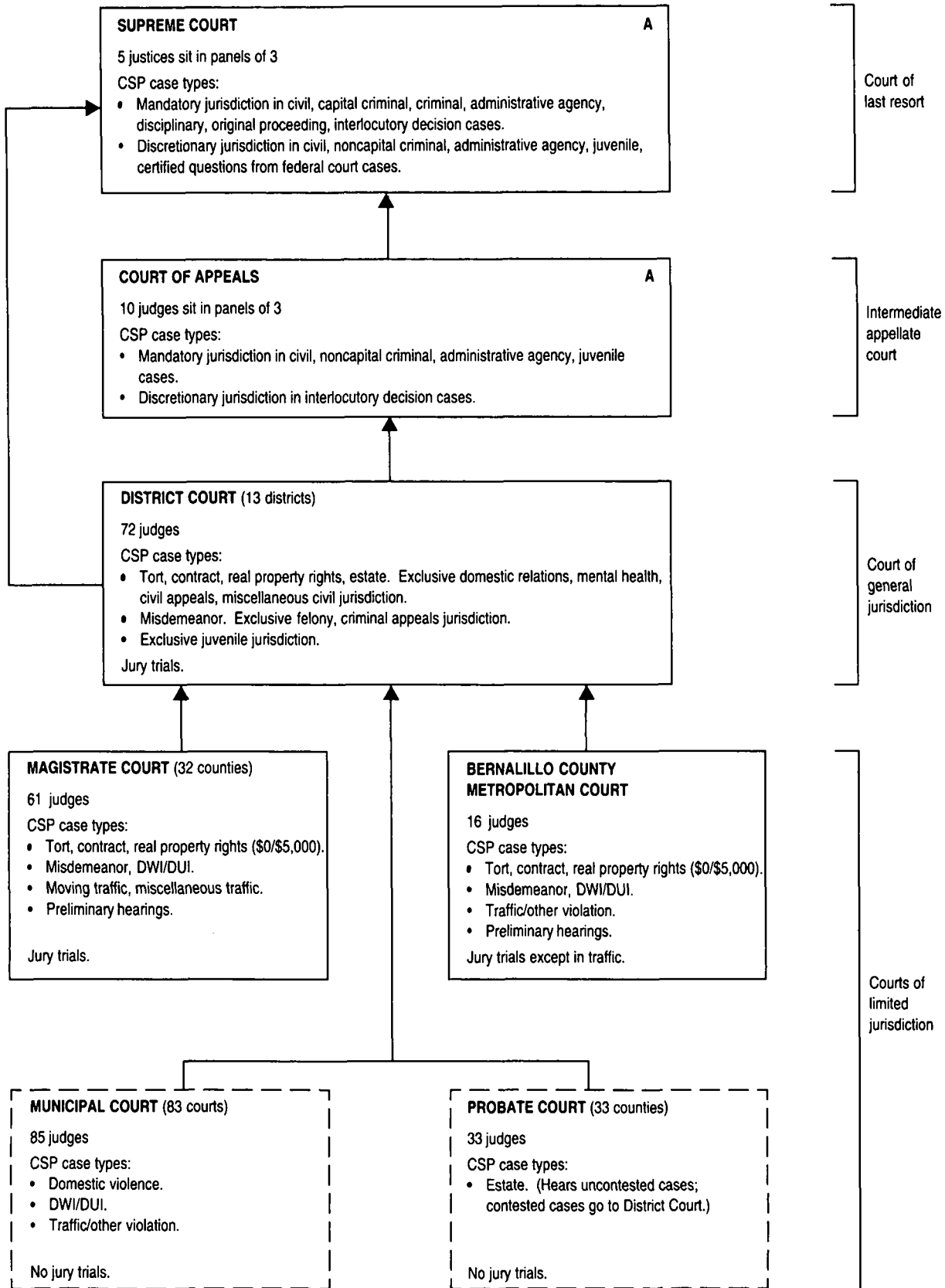
NEW JERSEY COURT STRUCTURE, 2000



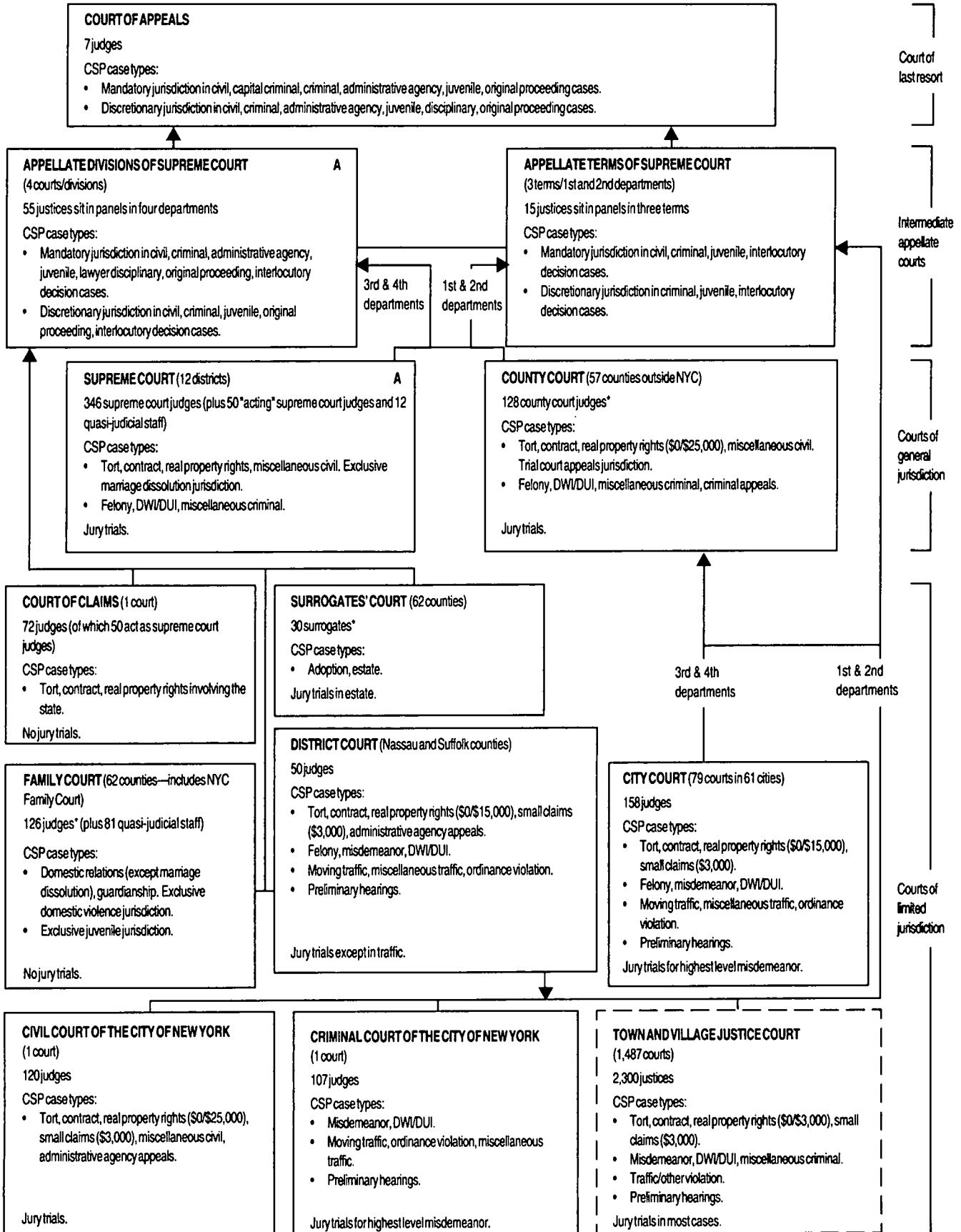
* Felony cases are handled on first appearance in the Municipal Courts and then are transferred through the county Prosecutor's office to the Superior Court.

** Tax court is considered a limited jurisdiction court because of its specialized subject matter. Nevertheless, it receives appeals from administrative bodies and its cases are appealed to the intermediate appellate court. Tax court judges have the same general qualifications and terms of service as superior court judges and can be cross assigned.

NEW MEXICO COURT STRUCTURE, 2000

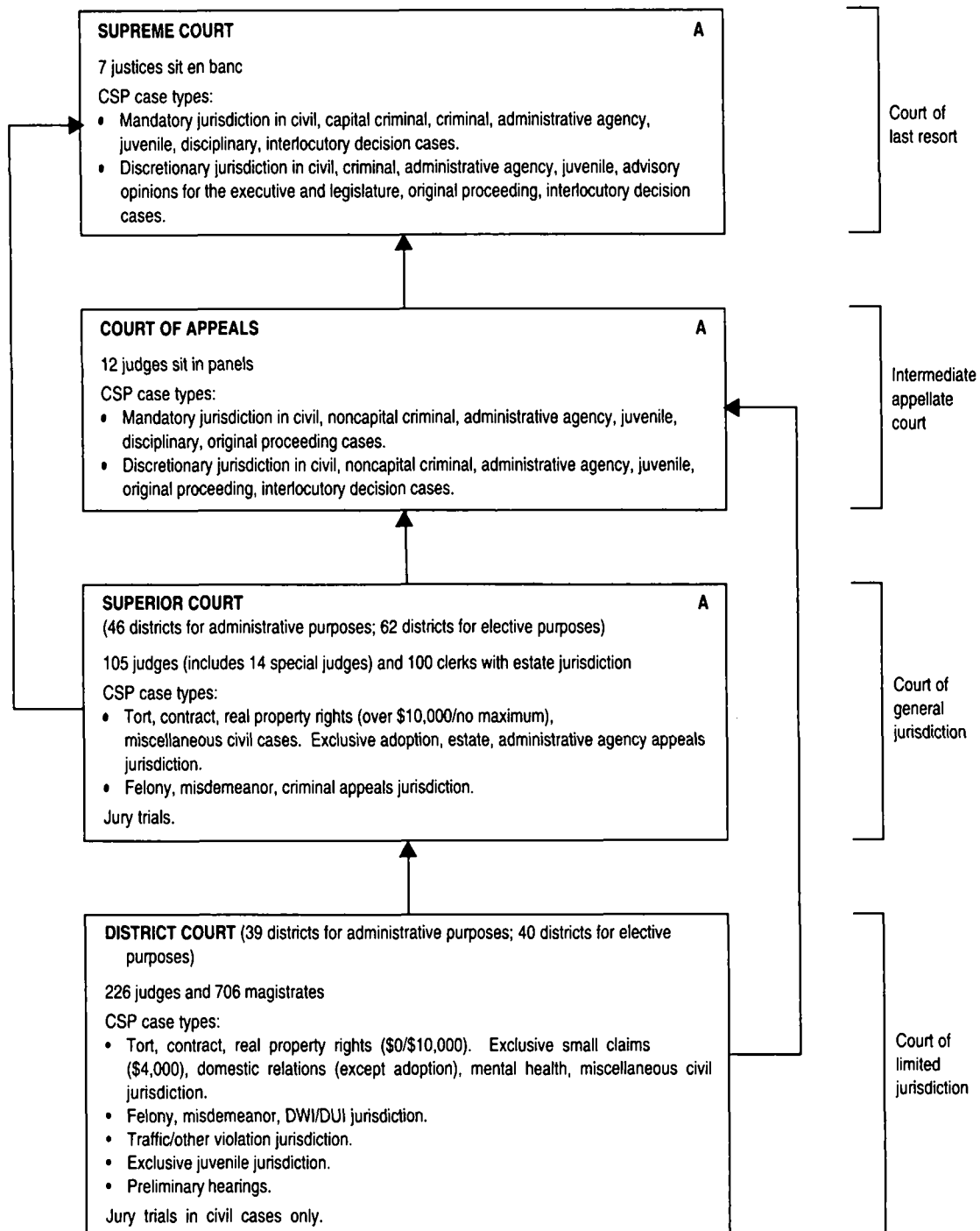


NEW YORK COURT STRUCTURE, 2000*

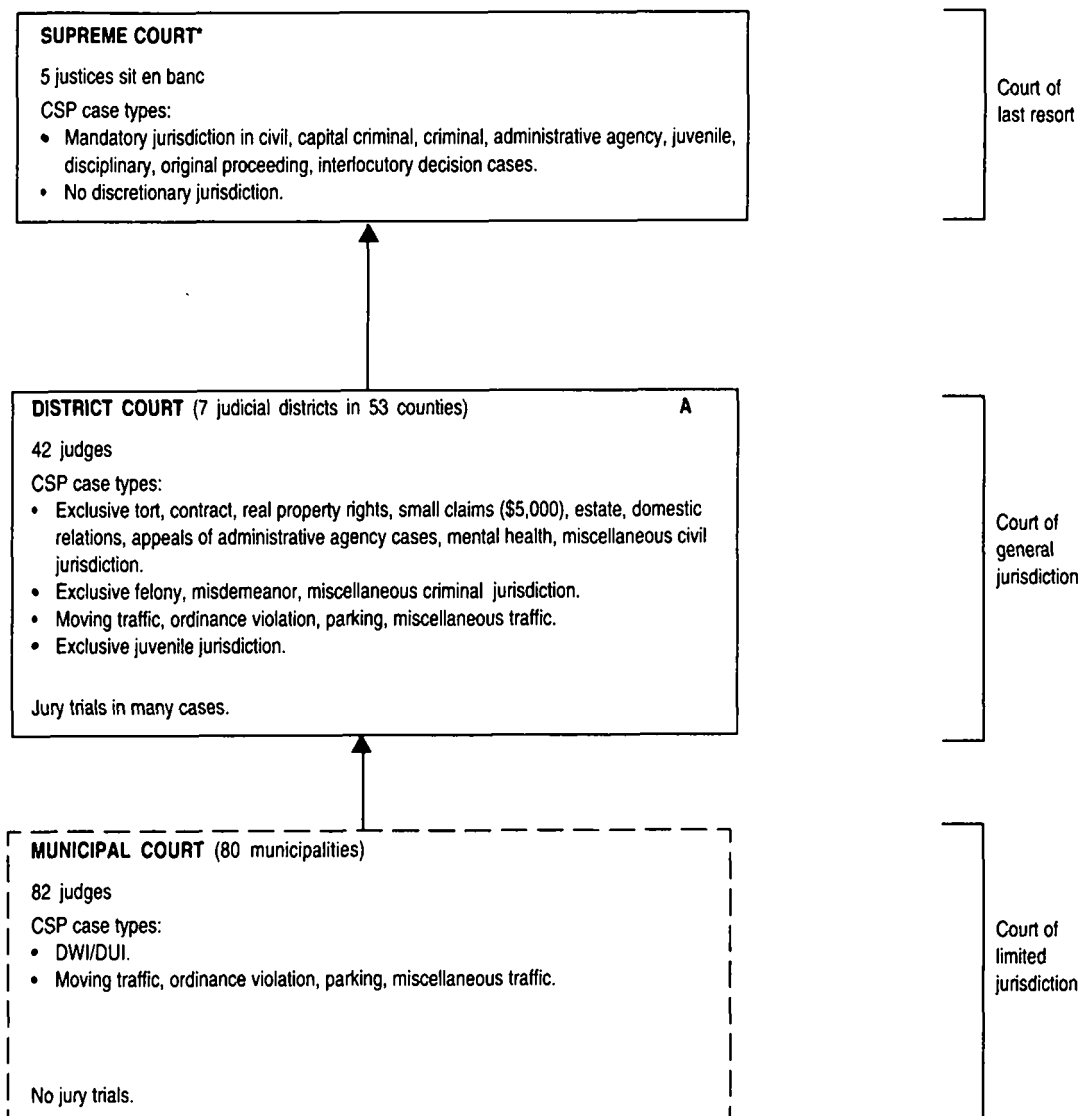


* Unless otherwise noted, numbers reflect statutory authorization. Many judges sit in more than one court so the number of judgeships indicated in this chart does not reflect the actual number of judges in the system. Fifty County Court judges also serve Surrogates' Court and six County Court judges also serve Family Court.

NORTH CAROLINA COURT STRUCTURE, 2000

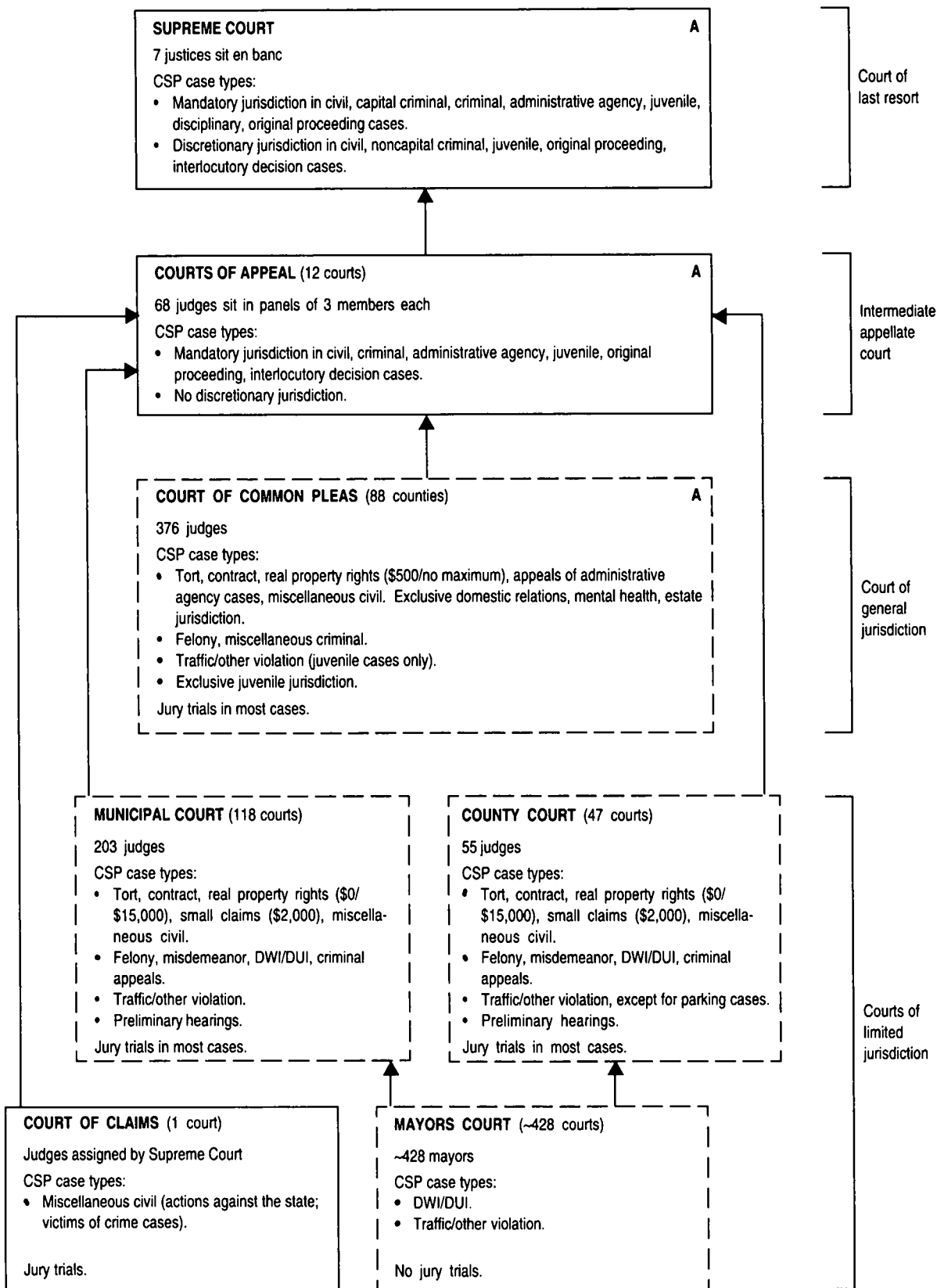


NORTH DAKOTA COURT STRUCTURE, 2000

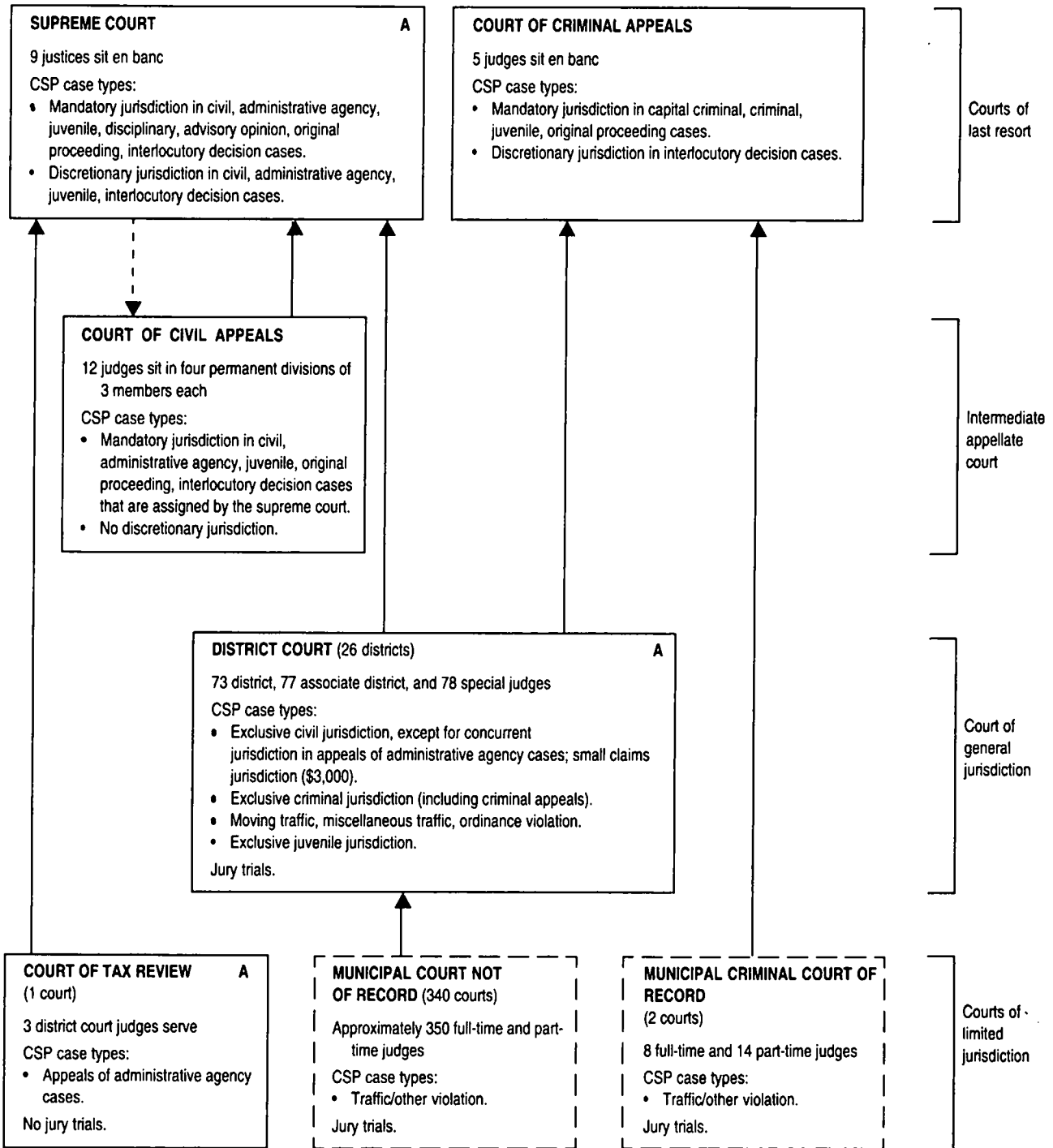


* A temporary court of appeals was established July 1, 1987, to exercise appellate and original jurisdiction as delegated by the supreme court. This court does not sit, has no assigned judges, and has heard no appeals. It is currently unfunded.

OHIO COURT STRUCTURE, 2000



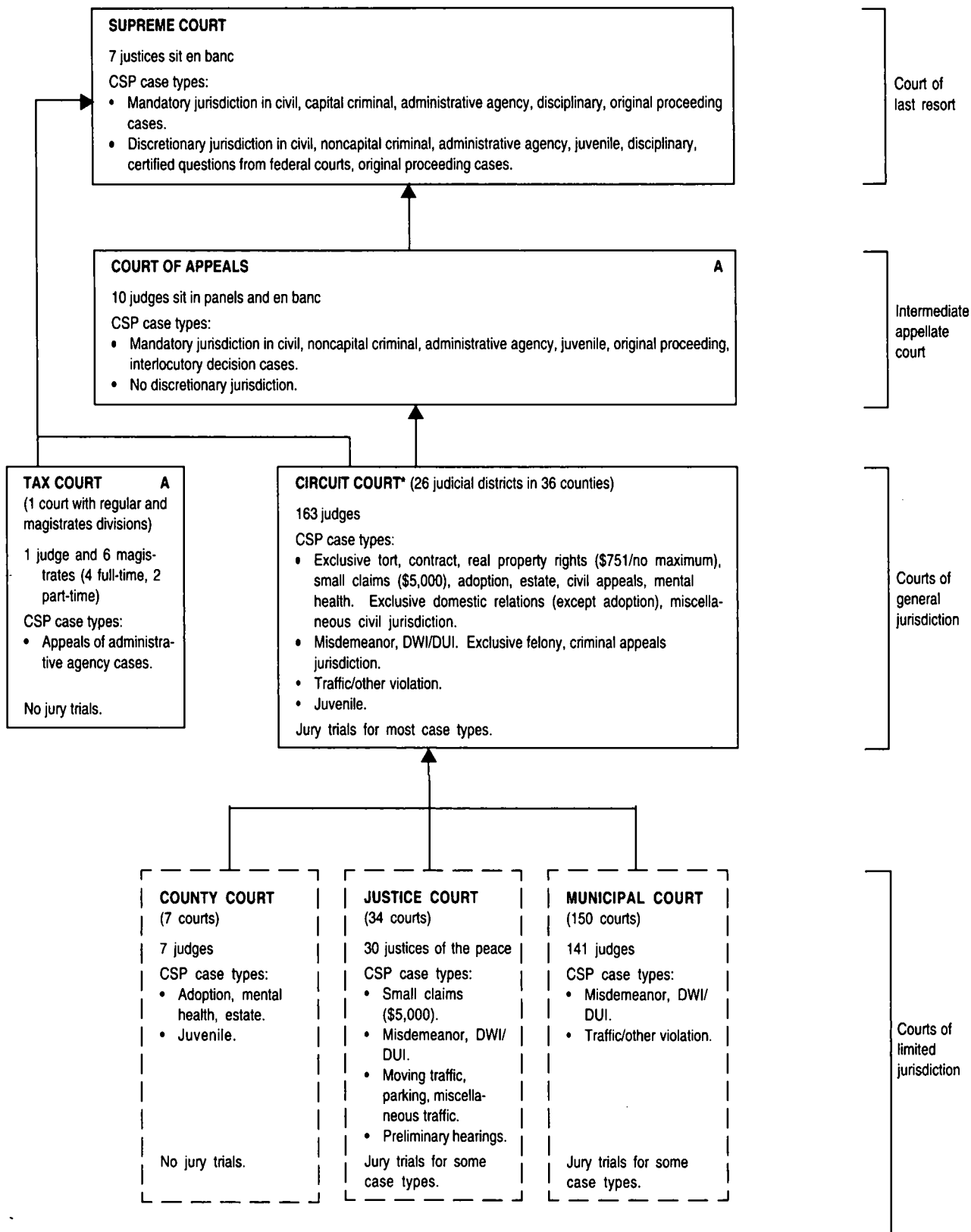
OKLAHOMA COURT STRUCTURE, 2000



-- Indicates assignment of cases.

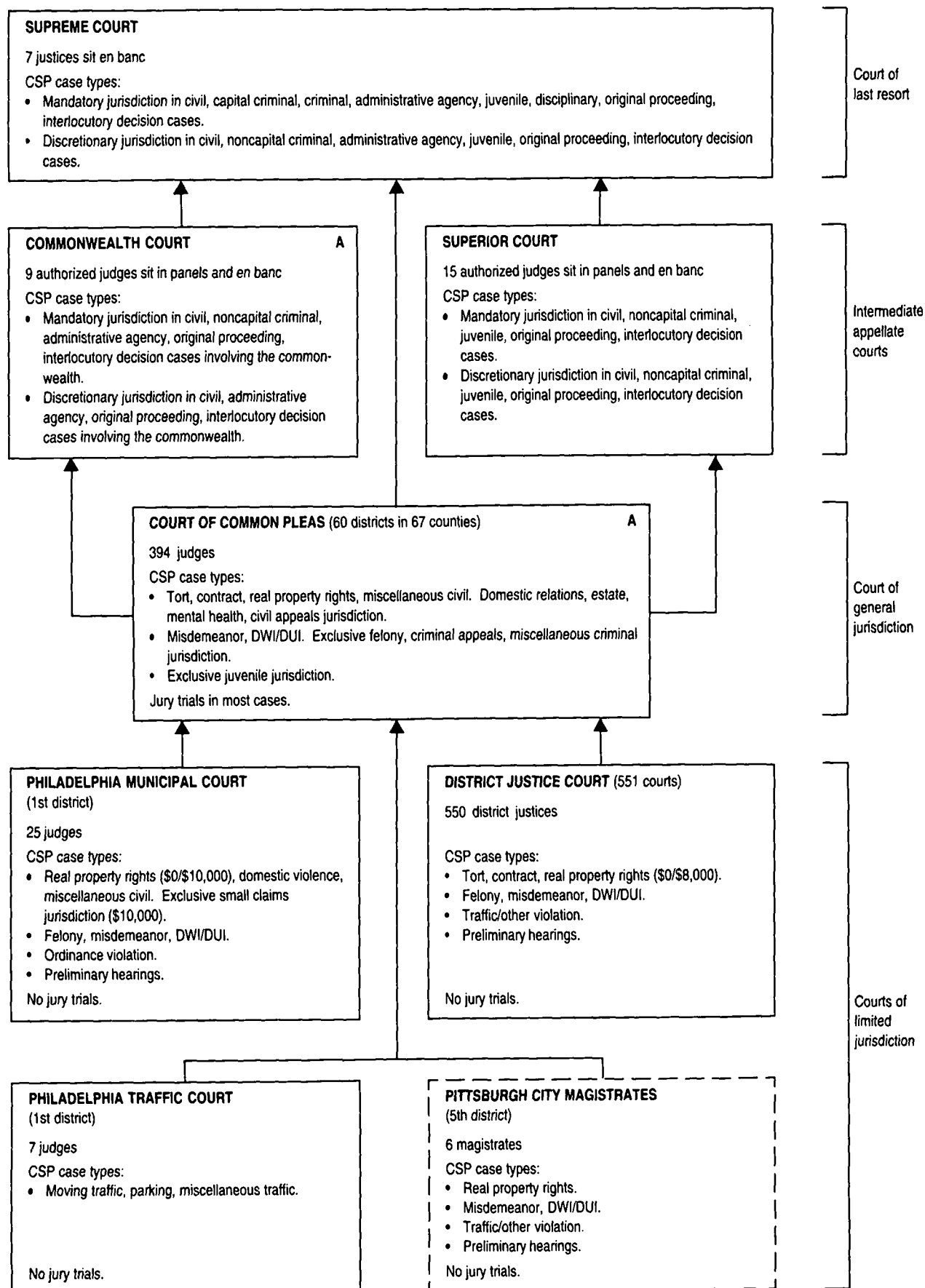
Note: Oklahoma has a workers' compensation court, which hears complaints that are handled exclusively by administrative agencies in other states.

OREGON COURT STRUCTURE, 2000

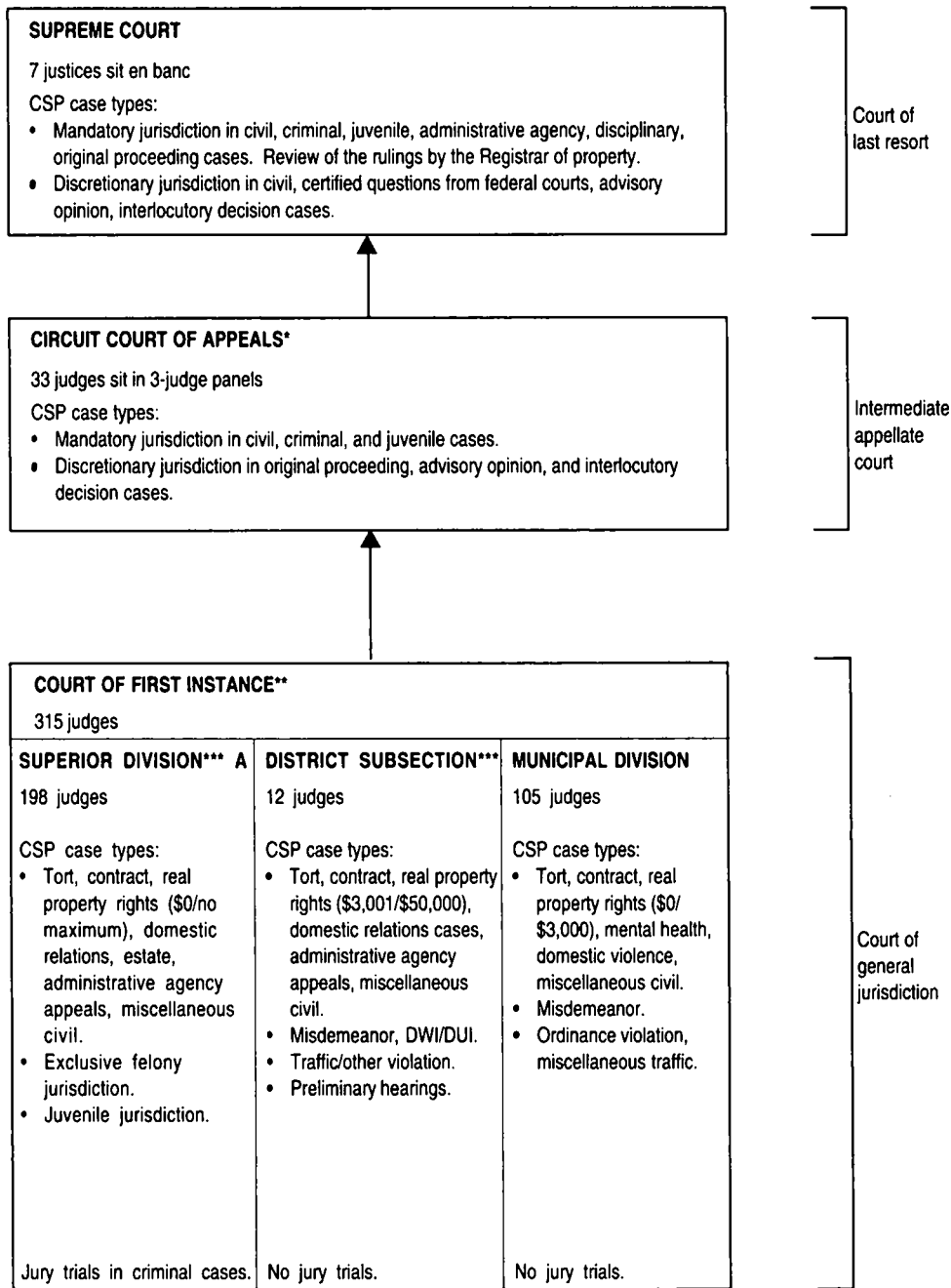


* Effective January 15, 1998, all District Courts were eliminated and District judges became Circuit judges.

PENNSYLVANIA COURT STRUCTURE, 2000



PUERTO RICO COURT STRUCTURE, 2000

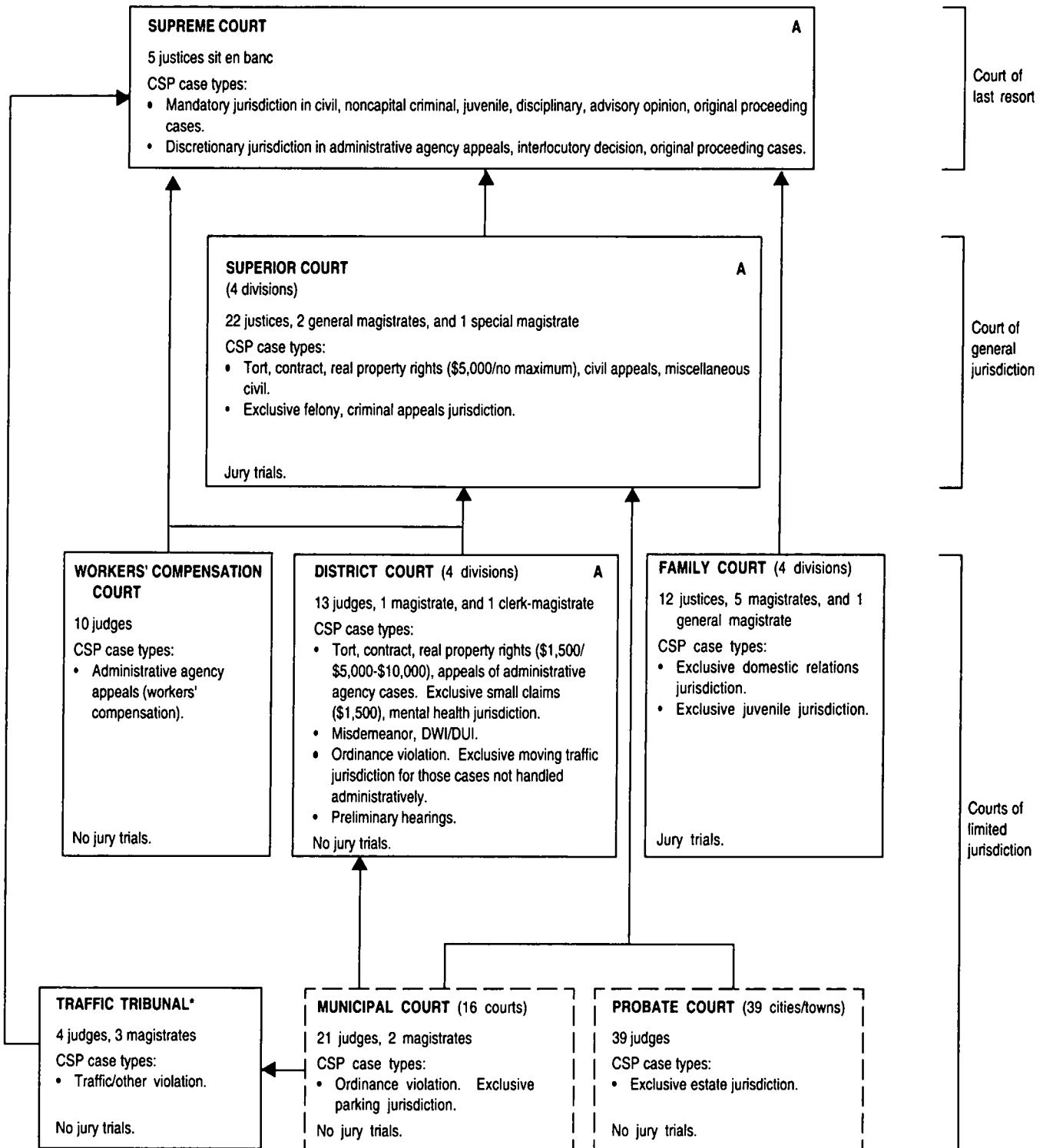


*Created July 28, 1994; operational January 1, 1995.

**Created in 1994; operational in 1995.

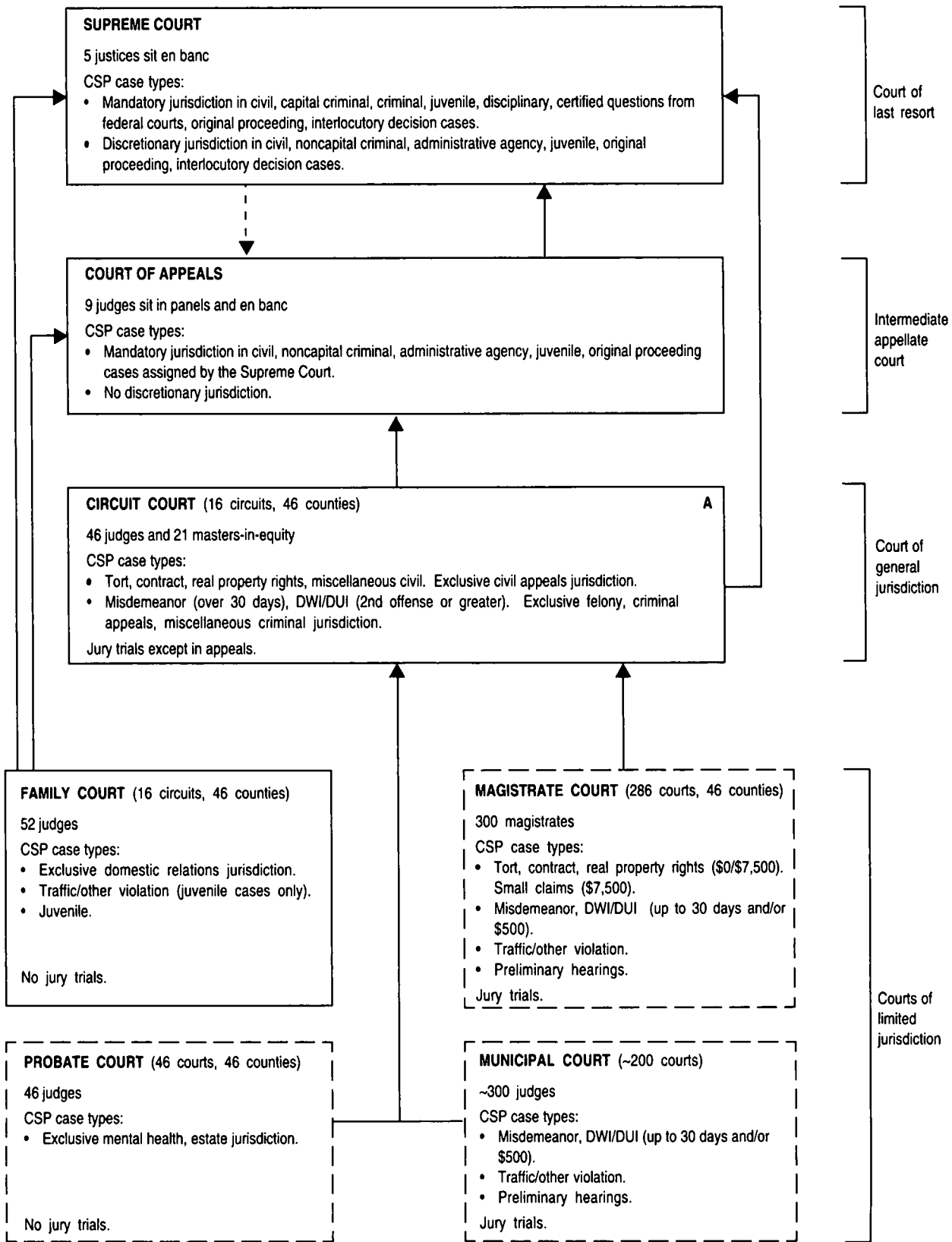
***The Judicial Reform Act of 1994 establishes the eventual abolition of the District Subsection. The Superior Division has concurrent jurisdiction with the District Subsection during the process of its abolition.

RHODE ISLAND COURT STRUCTURE, 2000



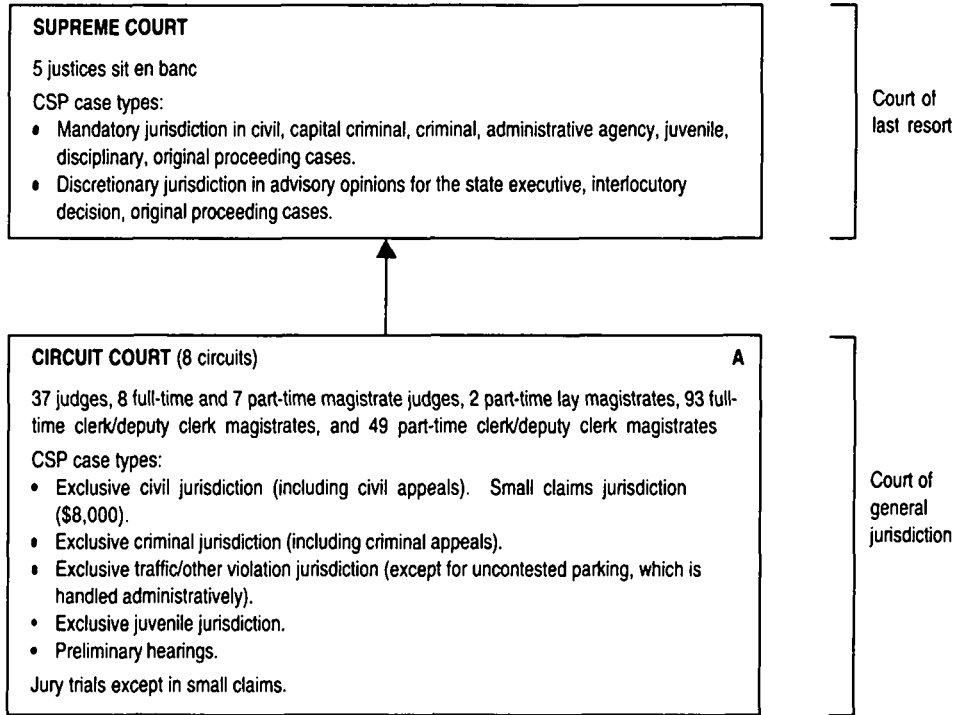
* This court was formerly known as the Rhode Island Administrative Adjudication Court.

SOUTH CAROLINA COURT STRUCTURE, 2000

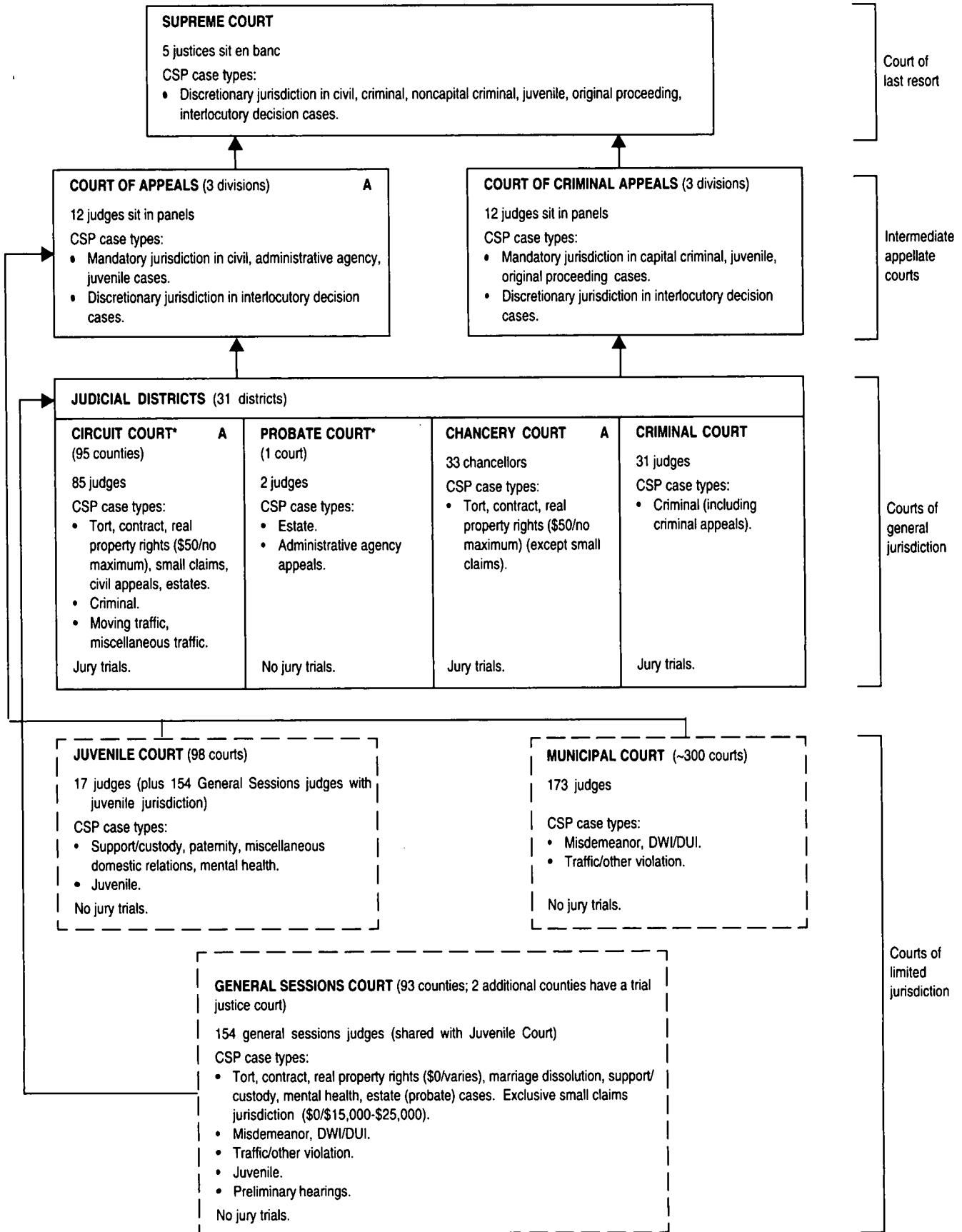


-- Indicates assignment of cases.

SOUTH DAKOTA COURT STRUCTURE, 2000

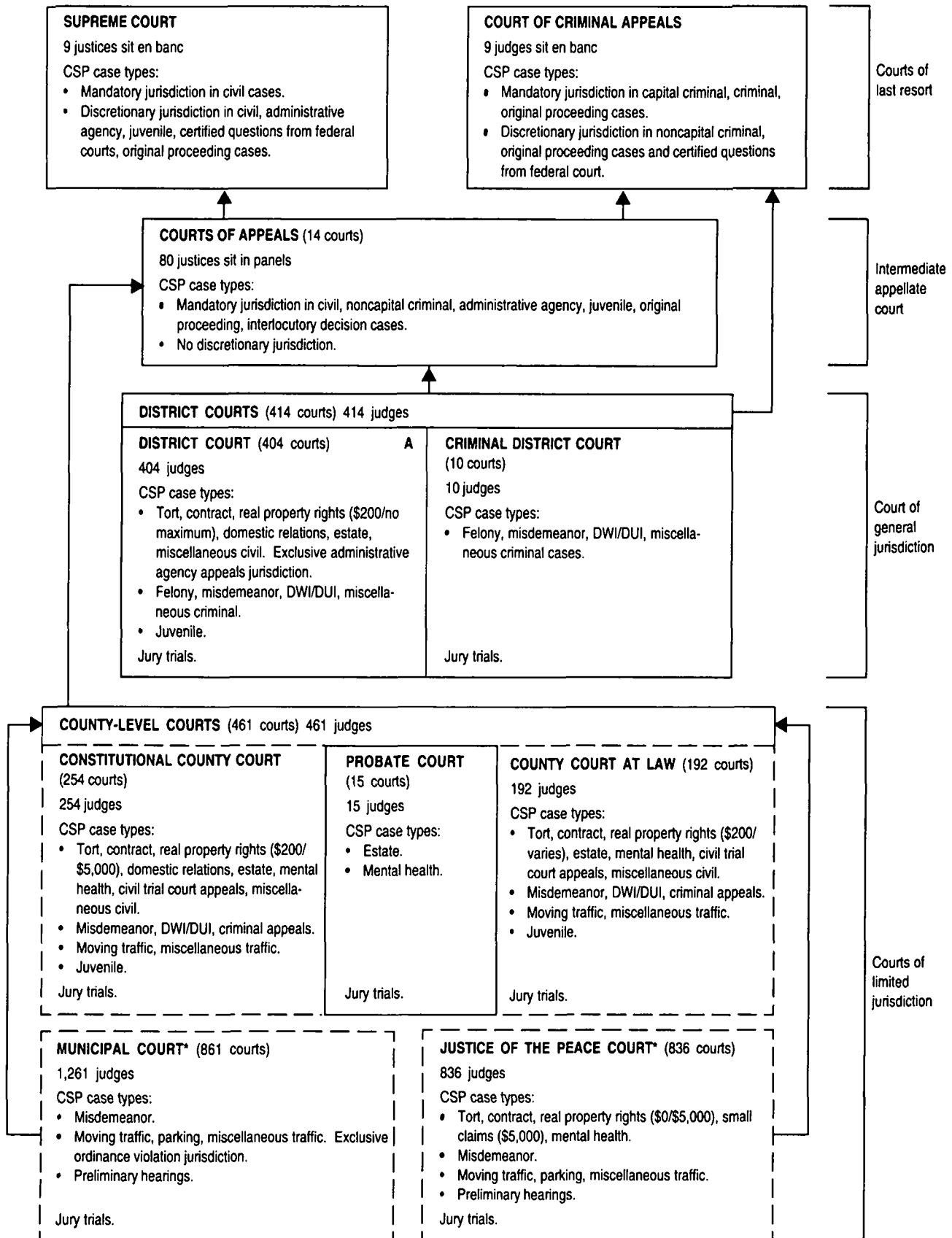


TENNESSEE COURT STRUCTURE, 2000



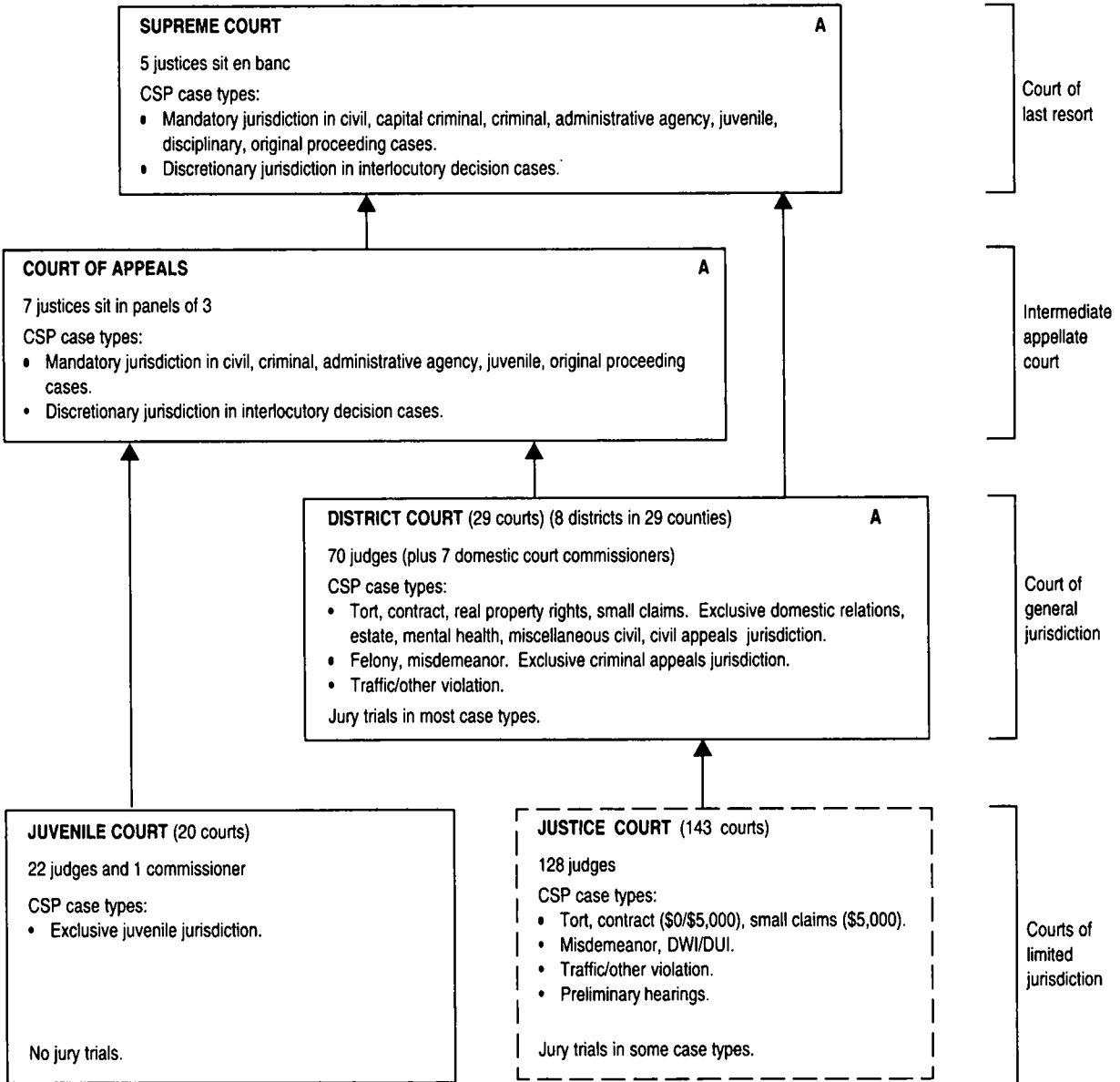
* Effective September 1, 1998 Davidson County Probate Court became a Circuit Court with Probate jurisdiction.

TEXAS COURT STRUCTURE, 2000

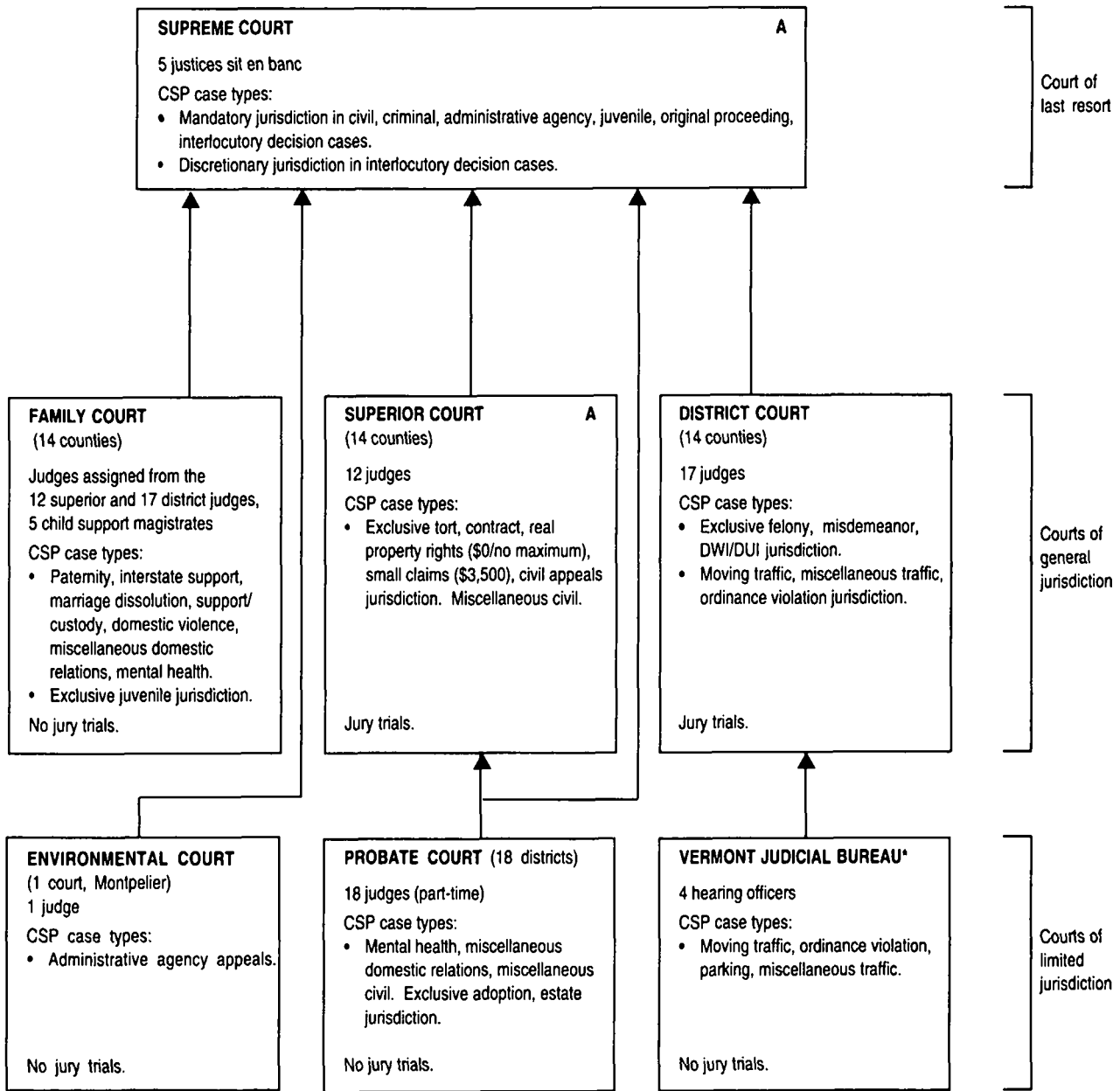


* Some municipal and justice of the peace courts may appeal to the district court.

UTAH COURT STRUCTURE, 2000



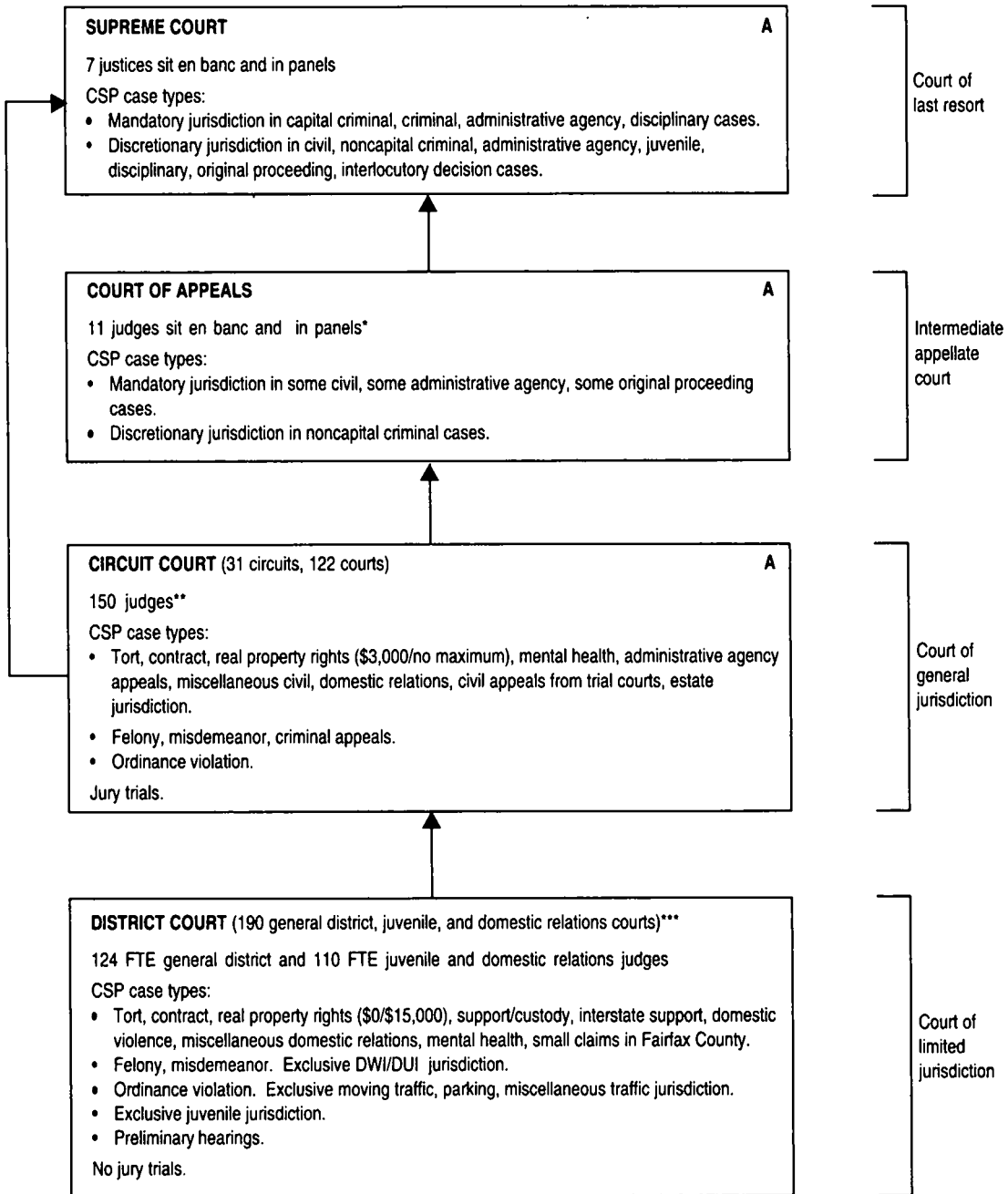
VERMONT COURT STRUCTURE, 2000



* Renamed VERMONT JUDICIAL BUREAU as of 7/1/98, this court was formerly known as the Vermont Traffic and Municipal Ordinance Bureau.

Note: An additional 28 assistant judges participate in findings of fact in Superior and Family Court cases. Some assistant judges, after special training, may hear small claims cases and traffic complaints, conduct criminal arraignments, and decide child support, parentage, and uncontested divorce proceedings. These assistant judges (who need not be attorneys) are elected to four-year terms by voters in Vermont's 14 counties.

VIRGINIA COURT STRUCTURE, 2000

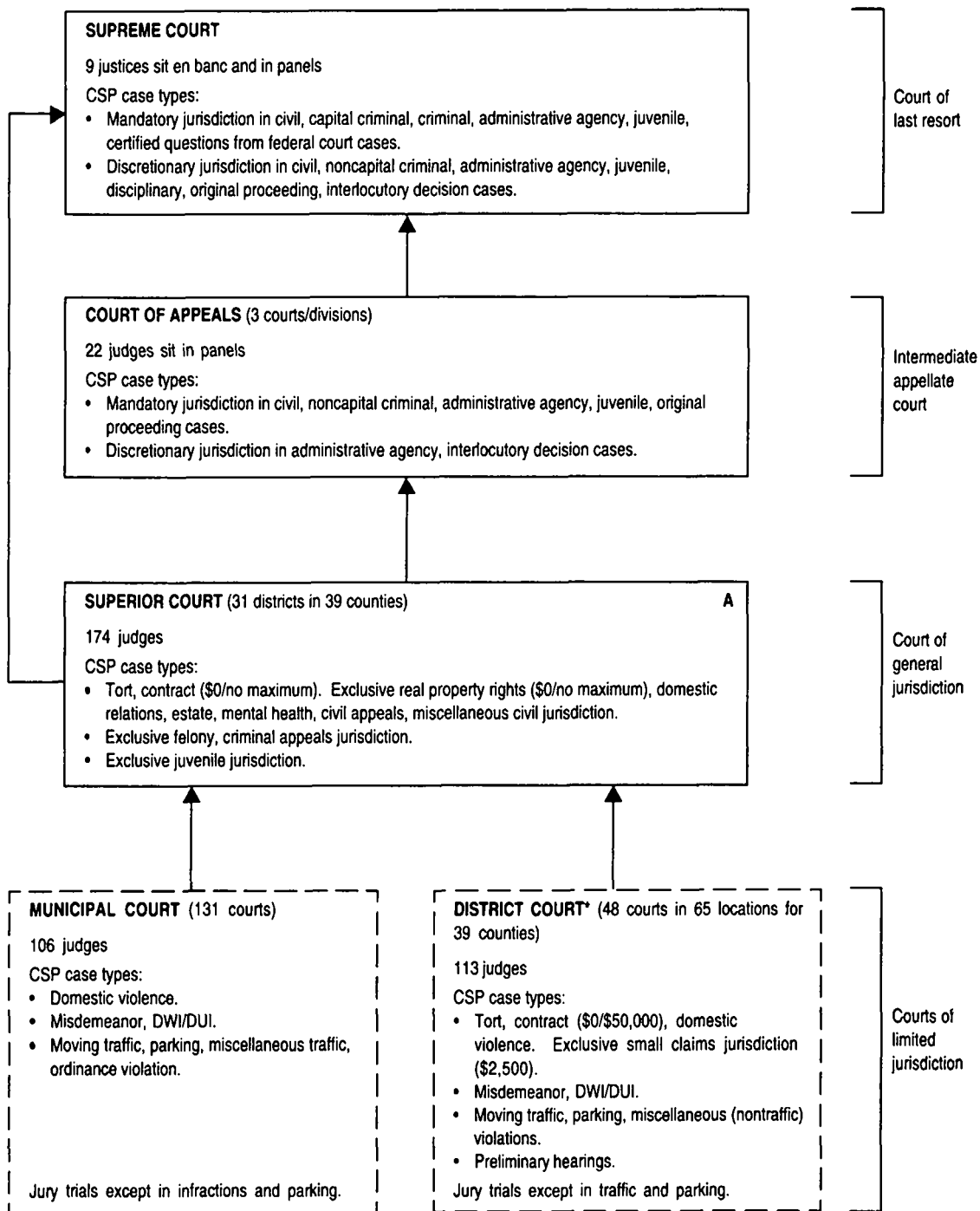


* Increased to 11 effective July 1, 2000.

** Increased to 150 effective July 1, 2000.

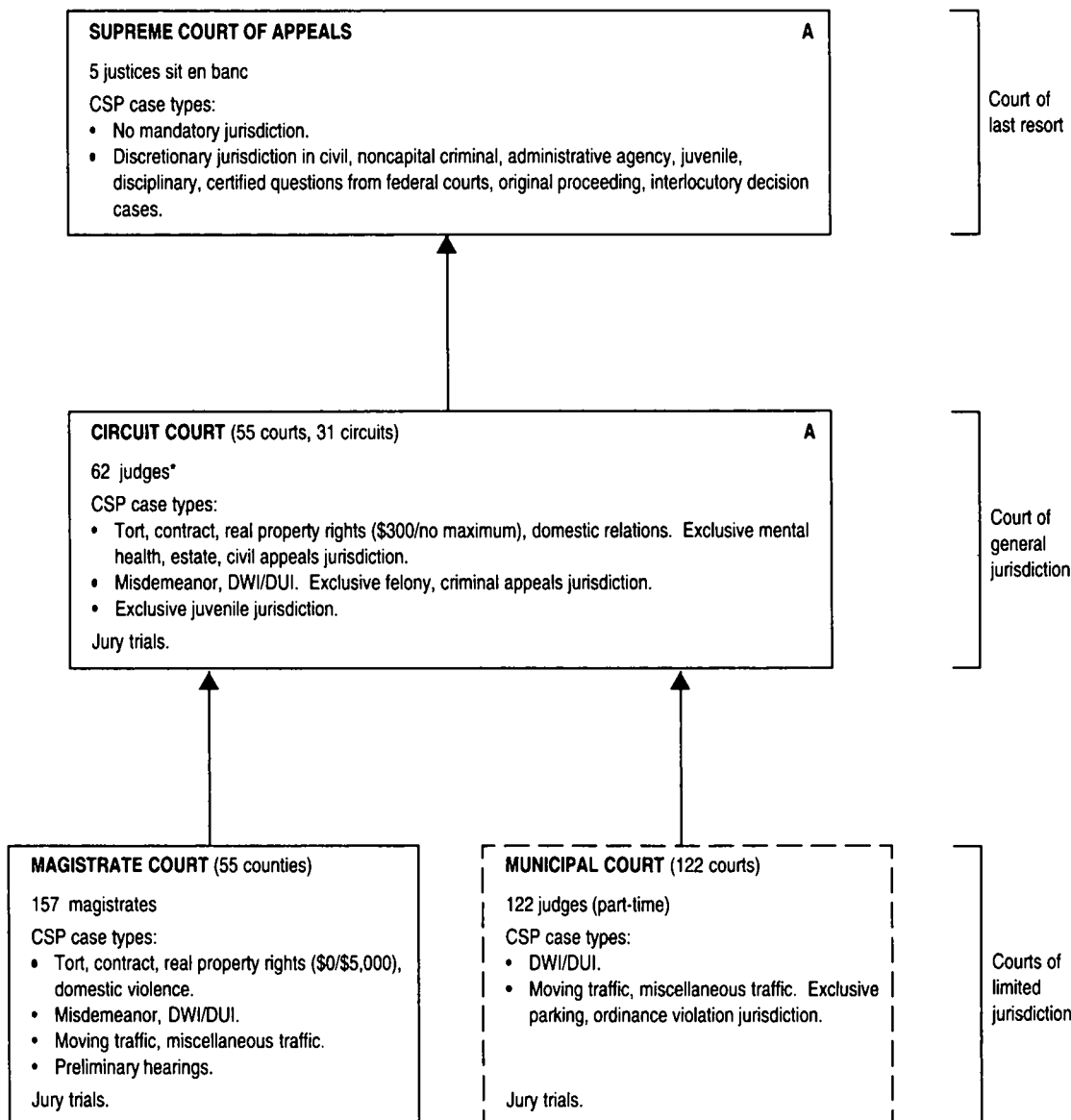
*** The district court is referred to as the juvenile and domestic relations court when hearing juvenile and domestic relations cases and as the general district court for the balance of the cases.

WASHINGTON COURT STRUCTURE, 2000



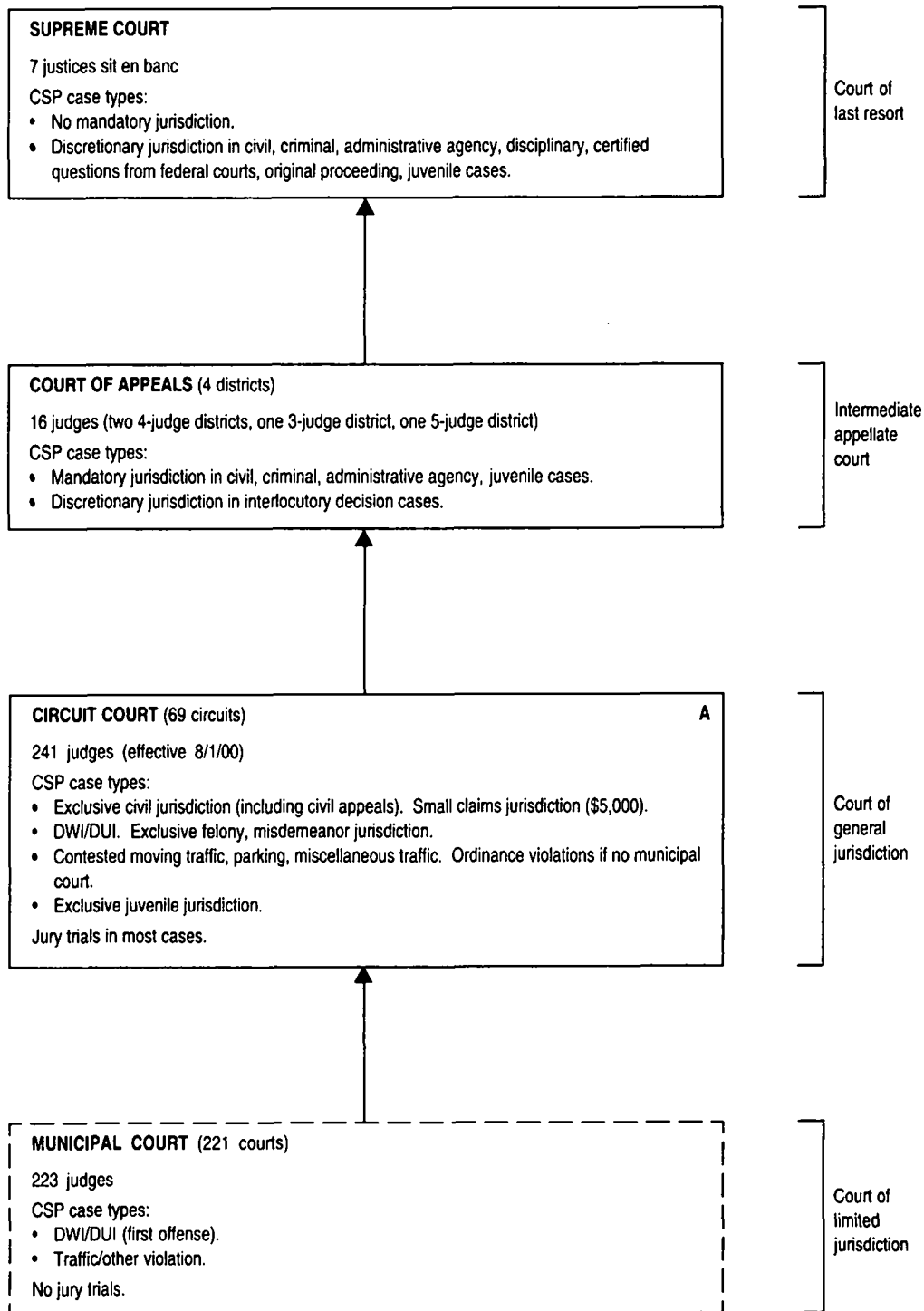
* District court provides services to municipalities that do not have a municipal court.

WEST VIRGINIA COURT STRUCTURE, 2000

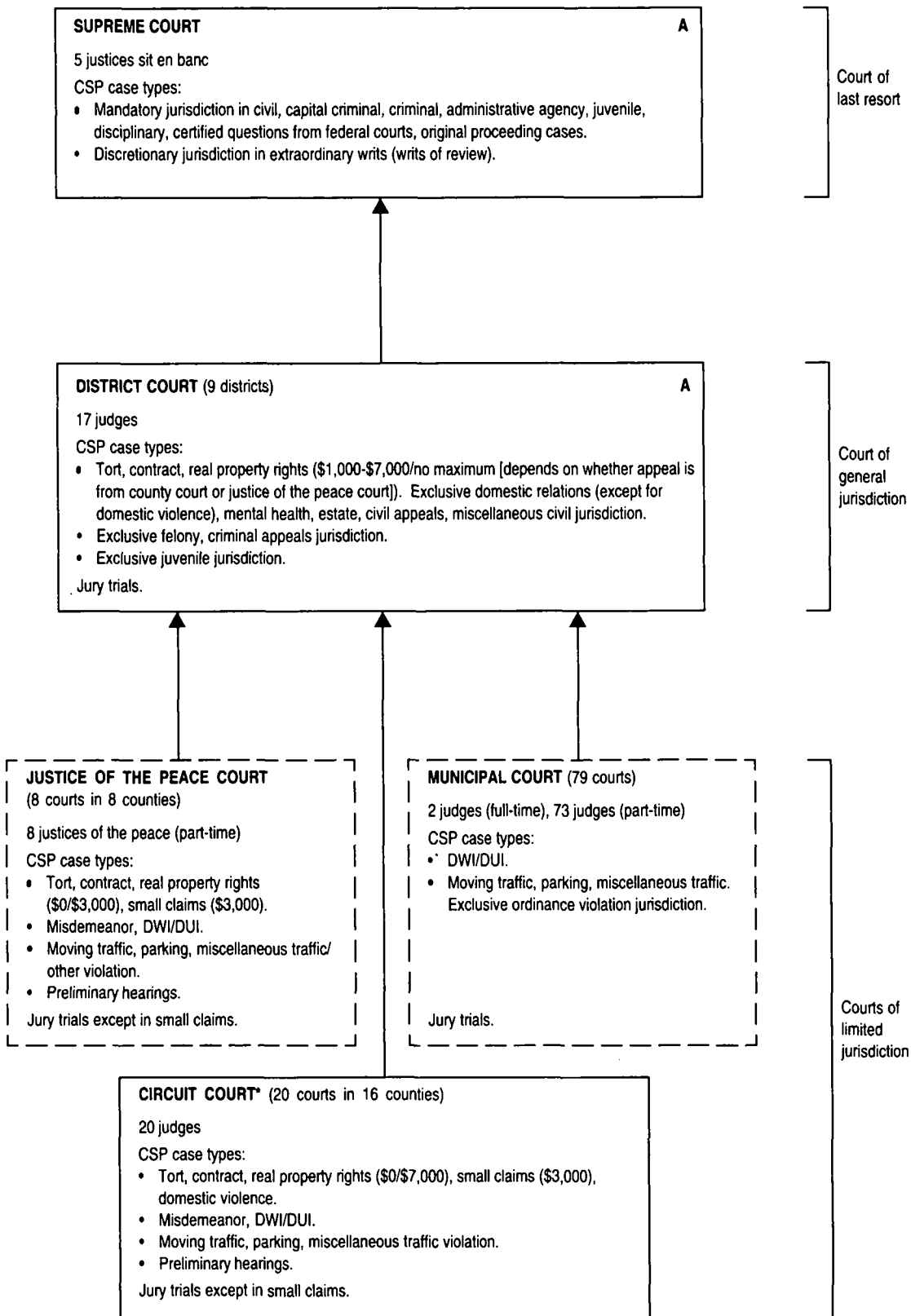


* Increases to 65 effective 1/1/01.

WISCONSIN COURT STRUCTURE, 2000



WYOMING COURT STRUCTURE, 2000



* County Courts were renamed Circuit Courts.

Jurisdiction and State Court Reporting Practices

FIGURE A: Reporting Periods for All State Courts, 2000

State	Reporting periods			
	January 1, 2000 to December 31, 2000	July 1, 1999 to June 30, 2000	September 1, 1999 to August 31, 2000	October 1, 1999 to September 30, 2000
Alabama				X
Alaska		X		
Arizona		X		
Arkansas		X		
California		X		
Colorado		X		
Connecticut	X Probate Court	X		
Delaware		X		
District of Columbia	X			
Florida	X			
Georgia	X			
Hawaii		X		
Idaho	X			
Illinois	X			
Indiana	X			
Iowa	X			
Kansas		X		
Kentucky		X		
Louisiana	X			
Maine		X		
Maryland		X		
Massachusetts		X	X Supreme Judicial Court	
Michigan	X			
Minnesota	X			
Mississippi		X		
Missouri		X		
Montana	X			
Nebraska	X Supreme Court Court of Appeals District Court County Court Separate Juvenile	X Workers' Compensation Court		

(continued on next page)

FIGURE A: Reporting Periods for All State Courts, 2000 (continued)

State	Reporting periods			
	January 1, 2000 to December 31, 2000	July 1, 1999 to June 30, 2000	September 1, 1999 to August 31, 2000	October 1, 1999 to September 30, 2000
Nevada		X	X Supreme Court	
New Hampshire	X			
New Jersey		X		
New Mexico		X		
New York	X			
North Carolina		X		
North Dakota	X			
Ohio	X			
Oklahoma		X		
Oregon	X			
Pennsylvania	X			
Puerto Rico	X	X		
	All appellate courts	Trial court		
Rhode Island	X			
South Carolina		X		
South Dakota		X		
Tennessee	X	X		
	Juvenile Court Probate Court			
Texas			X	
Utah	X	X		
	All appellate courts	All trial courts		
Vermont		X		
Virginia	X			
Washington	X			
West Virginia	X			
Wisconsin	X			
Wyoming	X			

Note: Unless otherwise indicated, an "X" means that all of the trial and appellate courts in that state report data for the time period indicated by the column.

Source: State administrative offices of the courts.

FIGURE B: Methods of Counting Cases in State Appellate Courts, 2000

State/Court name:	Court type	Case counted at:				Case filed with:		Does the court count reinstated/reopened cases in its count of new filings?		
		Filing of				Trial court	Appellate court	No	Rarely	Yes, or frequently as new case
		Notice of appeal	The trial record	Record plus briefs	Other point					
ALABAMA:										
Supreme Court	COLR	X	O	O	O	X	O	X	O	O
Court of Civil Appeals	IAC	X	O	O	O	X	O	X	O	O
Court of Criminal Appeals	IAC	X	O	O	O	X	O	X	O	O
ALASKA:										
Supreme Court	COLR	X	O	O	O	X	O	IDENTIFIED SEPARATELY		
Court of Appeals	IAC	X	O	O	O	X	O	IDENTIFIED SEPARATELY		
ARIZONA:										
Supreme Court	COLR	X-CR	O	O	X*	O	O	IDENTIFIED SEPARATELY		
Court of Appeals	IAC	X-CR*	X*	X*	X	O (except industrial cases & civil petition for special action)	X (only industrial cases & civil petition for special action)	IDENTIFIED SEPARATELY		
ARKANSAS:										
Supreme Court	COLR	O	X	O	O	X	O	O	X	O
Court of Appeals	IAC	O	X	O	O	X	O	O	X	O
CALIFORNIA:										
Supreme Court	COLR	X*	X	O	O	X (death penalty only)	COLR (if petition for review of IAC)	X	O	O
Courts of Appeal	IAC	X	X	O	O	X	O	X	O	O
COLORADO:										
Supreme Court	COLR	X	O	O	O	O	X	IDENTIFIED SEPARATELY		
Court of Appeals	IAC	X	O	O	O	O	X	IDENTIFIED SEPARATELY		
CONNECTICUT:										
Supreme Court	COLR	X	O	O	O	X	O	X (if motion to open)	O	O
Appellate Court	IAC	X	O	O	O	X	O	X (if motion to open or if remand by COLR)	O	O
DELAWARE:										
Supreme Court	COLR	X	O	O	O	O	X	X	O	O
DISTRICT OF COLUMBIA:										
Court of Appeals	COLR	X	O	O	O	X	O	IDENTIFIED SEPARATELY		

(continued on next page)

FIGURE B: Methods of Counting Cases in State Appellate Courts, 2000 (continued)

State/Court name:	Court type	Case counted at:				Case filed with:		Does the court count reinstated/reopened cases in its count of new filings?		
		Filing of				Trial court	Appellate court	No	Rarely	Yes, or frequently as new case
		Notice of appeal	The trial record	Record plus briefs	Other point					
FLORIDA:										
Supreme Court	COLR	X	O	O	O	X	IAC	X	O	O
District Courts of Appeal	IAC	X	O	O	O	X	(ADM. AGY. and Workers' Comp.)	X	O	O
GEORGIA:										
Supreme Court	COLR	O	X	O	X	O	X (notice of appeal)	O	O	X (if new appeal)
Court of Appeals	IAC	O	X	O	O	X	X	X	O	O
HAWAII:										
Supreme Court	COLR	O	X	O	O	X	X (original proceedings)	O	O	X
Intermediate Court of Appeals	IAC	O	O	O	X (when assigned by COLR)	O	O	O	O	X
IDAHO:										
Supreme Court	COLR	X	O	O	X (appeal from trial court)	X (COLR if appeal from IAC)	X	O	X	O
Court of Appeals	IAC	O	O	O	X (when assigned by COLR)	O	O	O	X	O
ILLINOIS:										
Supreme Court	COLR	X	O	O	O	O	X	X	O	O
Appellate Court	IAC	X	O	O	O	X	O	X	O	O
INDIANA:										
Supreme Court	COLR	O	O	O	X (any first filing, notice, record, brief, or motion)	X (only death penalty and/or sentence over 10 years)	X (if petition for transfer from IAC)	O	O	X
Court of Appeals	IAC	O	O	O	X (any first filing)	X (praecipe)	O	O	O	X
Tax Court	IAC	O	O	O	X	O	O	O	O	X

(continued on next page)

FIGURE B: Methods of Counting Cases in State Appellate Courts, 2000 (continued)

State/Court name:	Court type	Case counted at:				Case filed with:		Does the court count reinstated/reopened cases in its count of new filings?		
		Filing of				Trial court	Appellate court	No	Rarely	Yes, or frequently as new case
		Notice of appeal	The trial record	Record plus briefs	Other point					
IOWA:										
Supreme Court	COLR	X	O	O	O	X (if appeal from trial court)	X (COLR if appeal from IAC)	X	O	O
Court of Appeals	IAC	O	O	O	TRANSFER (if appeal from trial court)	X	O	X	O	O
KANSAS:										
Supreme Court	COLR	O	O	O	X*	X	O	O	O	X
Court of Appeals	IAC	O	O	O	X*	X	O	O	O	X
KENTUCKY:										
Supreme Court	COLR	X	O	O	O	X (COLR if review is sought from IAC)	X	X	O	O
Court of Appeals	IAC	X	O	O	O	X	O	X	O	O
LOUISIANA:										
Supreme Court	COLR	O	X	O	O	O	X	X	O	O
Court of Appeals	IAC	O	X	O	O	O	X	X	O	O
MAINE:										
Supreme Judicial Court Sitting as Law Court	COLR	X	O	O	O	X	O	X (if remanded)	O	X (if new appeal)
MARYLAND:										
Court of Appeals	COLR	O	X	O	O	X (if direct appeal)	X (IAC if appeal from IAC)	O	O	X
Court of Special Appeals	IAC	O	X	O	O	X	O	O	O	X
MASSACHUSETTS:										
Supreme Judicial Court	COLR	O	X	O	O	X	O	X	O	O
Appeals Court	IAC	O	X	O	O	X	O	O	X (if originally dismissed as premature)	O

(continued on next page)

FIGURE B: Methods of Counting Cases in State Appellate Courts, 2000 (continued)

State/Court name:	Court type	Case counted at:				Case filed with:		Does the court count reinstated/reopened cases in its count of new filings?		
		Filing of				Trial court	Appellate court	No	Rarely	Yes, or frequently as new case
		Notice of appeal	The trial record	Record plus briefs	Other point					
MICHIGAN:										
Supreme Court	COLR	X	O	O	O	O	X	X	O	X
								(if remanded w/jurisdiction retained)	X	(if new appeal)
Court of Appeals	IAC	X	O	O	O	O	X	O	O	X
MINNESOTA:										
Supreme Court	COLR	X	O	O	O	O	X	X	O	O
Court of Appeals	IAC	X	O	O	O	O	X	X	O	O
MISSISSIPPI:										
Supreme Court	COLR	X	O	O	O	X	O	IDENTIFIED SEPARATELY		
Court of Appeals	IAC	O	O	O	X	O	O	IDENTIFIED SEPARATELY		
					(when assigned by COLR)					
MISSOURI:										
Supreme Court	COLR	X	O	O	O	X	O	X	O	O
Court of Appeals	IAC	X	O	O	O	X	O	X	O	O
MONTANA:										
Supreme Court	COLR	X	O	O	O	X	O	X	O	O
		(notice plus any other filing: fee, record, motion)								
NEBRASKA:										
Supreme Court	COLR	X	O	O	O	X	O	X	O	O
Court of Appeals	IAC	X	O	O	O	X	O	X	O	O
NEVADA:										
Supreme Court	COLR	X	O	O	O	O	X	IDENTIFIED SEPARATELY		
NEW HAMPSHIRE:										
Supreme Court	COLR	X	O	O	O	X	X	X	O	O
								(if remanded & jurisdiction retained)		
NEW JERSEY:										
Supreme Court	COLR	X	O	O	O	O	X	IDENTIFIED SEPARATELY		
Appellate Division of Superior Court	IAC	X	O	O	O	O	X	IDENTIFIED SEPARATELY		

(continued on next page)

FIGURE B: Methods of Counting Cases in State Appellate Courts, 2000 (continued)

State/Court name:	Court type	Case counted at:				Case filed with:		Does the court count reinstated/reopened cases in its count of new filings?		
		Filing of				Trial court	Appellate court	No	Rarely	Yes, or frequently as new case
		Notice of appeal	The trial record	Record plus briefs	Other point					
NEW MEXICO:										
Supreme Court	COLR	O	O	O	X (within 30 days of notice)	X	O	X	O	O
Court of Appeals	IAC	O	O	O	X (within 30 days of notice)	X	O	IDENTIFIED SEPARATELY		
NEW YORK:										
Court of Appeals	COLR	X	O	O	O	X	O	O	O	X
Appellate Divisions of Supreme Court	IAC	O	X	O	O	X	O	X (if remitted for specific issues)	O	X (if remanded for new trial)
Appellate Terms of Supreme Court	IAC	O	X	O	O	X	O	X	O	O
NORTH CAROLINA:										
Supreme Court	COLR	O	X	O	O	X (if direct appeal)	X (COLR if appeal from IAC)	X (if petition to rehear)	X	O
Court of Appeals	IAC	O	X	O	O	X	O	X (if reconsidering dismissal)	X	O
NORTH DAKOTA:										
Supreme Court	COLR	X	O	O	O	X	O	O	O	X
OHIO:										
Supreme Court	COLR	X	O	O	O	O	IAC	X	O	O
Court of Appeals	IAC	X	O	O	O	X*	O	X	O	O
OKLAHOMA:										
Supreme Court	COLR	X*	O	O	O	X	O	X*	O	X*
Court of Criminal Appeals	COLR	O (notice plus transcript)	X	O	O	X	O	X*	O	X*
Court of Civil Appeals	IAC	O	O	O	TRANSFER	O	COLR	X*	O	X*
OREGON:										
Supreme Court	COLR	X	O	O	O	O	X	IDENTIFIED SEPARATELY		
Court of Appeals	IAC	X	O	O	O	O	X	IDENTIFIED SEPARATELY		

(continued on next page)

FIGURE B: Methods of Counting Cases in State Appellate Courts, 2000 (continued)

State/Court name:	Court type	Case counted at:				Case filed with:		Does the court count reinstated/reopened cases in its count of new filings?		
		Filing of				Trial court	Appellate court	No	Rarely	Yes, or frequently as new case
		Notice of appeal	The trial record	Record plus briefs	Other point					
PENNSYLVANIA:										
Supreme Court	COLR	X (direct appeal only)	O	O	X (discretionary certiorari granted)	X	X	X (if re-instituted to enforce order)	X (if new appeal)	O O
Superior Court	IAC	X	O	O	O	X	O	X	O	O
Commonwealth Court	IAC	X	O	O	O	X	X	O (ADM. AGY.)	O	X
PUERTO RICO:										
Supreme Court	COLR	X	O	O	O	X	X	YES, IDENTIFIED SEPARATELY		
Circuit Court of Appeals	IAC	X	O	O	O	X	X	YES, IDENTIFIED SEPARATELY		
RHODE ISLAND:										
Supreme Court	COLR	O	X	O	O	O	X	O	O	X
SOUTH CAROLINA:										
Supreme Court	COLR	O	X	O	O	X	X	X	O	O
Court of Appeals	IAC	O	O	O	TRANSFER	O	O	X	O	O
SOUTH DAKOTA:										
Supreme Court	COLR	X	O	O	O	X	O	X	O	O
TENNESSEE:										
Supreme Court	COLR	X	O	O	O	O	X	IDENTIFIED SEPARATELY		
Court of Appeals	IAC	X	O	O	O	O	X (Court of Appeals)	IDENTIFIED SEPARATELY		
Court of Criminal Appeals	IAC	X	O	O	O	O	X (Court of Criminal Appeals)	IDENTIFIED SEPARATELY		
TEXAS:										
Supreme Court	COLR	X	O	O	O	O	X	IDENTIFIED SEPARATELY		
Court of Criminal Appeals	COLR	O	O	O	X (any first filing)	X	X (Court of Crim. Appeals)	IDENTIFIED SEPARATELY		
Court of Appeals	IAC	X	O	O	O	X	O	IDENTIFIED SEPARATELY		
UTAH:										
Supreme Court	COLR	X	O	O	O	O	X (ADM. AGY.)	O	O	O
Court of Appeals	IAC	X	O	O	O	X	X	O	X	O

(continued on next page)

FIGURE B: Methods of Counting Cases in State Appellate Courts, 2000 (continued)

State/Court name:	Court type	Case counted at:				Case filed with:		Does the court count reinstated/reopened cases in its count of new filings?		
		Filing of				Trial court	Appellate court	No	Rarely	Yes, or frequently as new case
		Notice of appeal	The trial record	Record plus briefs	Other point					
VERMONT:										
Supreme Court	COLR	X	O	O	O	X	O	X (if dismissed & reinstated)	O	X (if after final decision or if statistical period has ended)
VIRGINIA:										
Supreme Court	COLR	X	O	O	O	O	X	X	O	O
Court of Appeals	IAC	X	O	O	O	X	O	X	O	O
WASHINGTON:										
Supreme Court	COLR	X	O	O	O	X	O	X	O	O
Court of Appeals	IAC	X	O	O	O	X	O	X	O	O
WEST VIRGINIA:										
Supreme Court of Appeals	COLR	X	O	O	O	X	O	X (counted as new filings as of 8/86)	O	O
WISCONSIN:										
Supreme Court	COLR	O	O	O	X (when accepted by court)	O	X	O	O	X
Court of Appeals	IAC	X	O	O	O	X	O	O	O	X
WYOMING:										
Supreme Court	COLR	O	X	O	O	O	X	X	O	O

ADM. AGY. = Administrative agency cases only.
 CR = Criminal cases only.
 CV = Civil cases only.
 DP = Death penalty cases only.
 COLR = Court of last resort.
 IAC = Intermediate appellate court.
 X = Yes
 O = No

California-Supreme Court: Cases are counted at the notice of appeal for discretionary review cases from the IAC.

Kansas: Cases are counted at the docketing, which occurs 21 days after a notice of appeal is filed in the trial court.

Ohio-Court of Appeals: The clerk of the trial court is also the clerk of the Court of Appeals.

Oklahoma: The notice of appeal refers to the petition in error. The courts do not count reinstated cases as new filings, but do count any subsequent appeal of an earlier decided case as a new filing.

FOOTNOTES*

Arizona-Supreme Court: Civil cases are counted when the fee is paid within 30 days after trial record is filed.

Arizona-Court of Appeals: Civil cases are counted when the fee is paid within 30 days after trial record is filed. Juvenile/ industrial/habeas corpus cases are counted at receipt of notice or at receipt of the trial record.

Source: State administrative offices of the courts.

FIGURE C: Dollar Amount Jurisdiction for Original Tort, Contract, Real Property Rights, and Small Claims Filings in State Trial Courts, 2000

State/Court name:	Jurisdiction	Unlimited dollar amount torts, contracts, real property	Limited dollar amount torts, contracts, real property	Small claims			
		Minimum/maximum	Minimum/maximum	Maximum dollar amount	Jury trials	Summary procedures	Lawyers permitted
ALABAMA:							
Circuit Court	G	\$3,000/No maximum	-	-	-	-	-
District Court	L	-	\$3,000/\$10,000	\$3,000	No	Yes	Optional
ALASKA:							
Superior Court	G	0/No maximum	-	-	-	-	-
District Court	L	-	0/\$50,000	\$7,500	No	Yes	Yes
ARIZONA:							
Superior Court	G	\$5,000/No maximum	-	-	-	-	-
Justice of the Peace Court	L	-	0/\$5,000	\$2,500	No	Yes	No
ARKANSAS:							
Circuit Court	G	\$100/No maximum	-	-	-	-	-
Court of Common Pleas	L	-	\$500/\$1,000 (contract only)	-	-	-	-
Municipal Court	L	-	0/\$5,000 (contract and real property)	\$5,000	No	Yes	No
City Court, Police Court	L	-	0/\$300 (contract and real property)	-	-	-	-
Justice of the Peace	L	-	-	\$300	No	Yes	No
CALIFORNIA:							
Superior Court	G	\$25,000/No maximum	0/\$25,000 (limited jurisdiction division)	\$5,000	No	Yes	No
COLORADO:							
District Court	G	0/No maximum	-	-	-	-	-
Water Court	G	0/No maximum	-	-	-	-	-
County Court	L	-	0/\$10,000	\$5,000	No	Yes	No
CONNECTICUT:							
Superior Court	G	0/No maximum	-	\$2,500	No	Yes	Yes
DELAWARE:							
Court of Chancery	G	0/No maximum	-	-	-	-	-
Superior Court	G	0/No maximum	-	-	-	-	-
Court of Common Pleas	L	-	0/\$50,000	-	-	-	-
Justice of the Peace Court	L	-	0/\$15,000	\$15,000	No	Yes	Yes
DISTRICT OF COLUMBIA:							
Superior Court	G	\$5,001/No maximum (No minimum for real property)	-	\$5,000	Yes	Yes	Yes
FLORIDA:							
Circuit Court	G	\$15,001/No maximum	-	-	-	-	-
County Court	L	-	\$5,001/\$15,000	\$5,000	Yes	Yes	Yes

(continued on next page)

FIGURE C: Dollar Amount Jurisdiction for Original Tort, Contract, Real Property Rights, and Small Claims Filings in State Trial Courts, 2000
(continued)

State/Court name:	Jurisdiction	Unlimited dollar amount	Limited dollar amount	Small claims			
		torts, contracts, real property	torts, contracts, real property	Maximum dollar amount	Jury trials	Summary procedures	Lawyers permitted
		Minimum/maximum	Minimum/maximum				
GEORGIA:							
Superior Court	G	0/No maximum	-	No max	Yes	No	Yes
State Court	L	0/No maximum (No real property)	-	No max	Yes	No	Yes
Civil Court (Bibb & Richmond counties only)	L	-	0/\$7,500 - 0/\$25,000 (Bibb) - (Richmond)	\$25,000	Yes	Yes	Yes
Magistrate Court	L	-	0/\$5,000 (No real property)	\$5,000	No	Yes	Yes
Municipal Court (Columbus)	L	-	0/\$15,000	\$15,000	Yes	Yes	Yes
HAWAII:							
Circuit Court	G	\$10,000/No maximum	-	-	-	-	-
District Court	L	-	0/\$20,000 (No maximum in summary possession or ejection)	\$3,500 (Except in residential security de- posit cases)	No	Yes	Yes
IDAHO:							
District Court	G	0/No maximum	-	-	-	-	-
Magistrates Division	L	-	0/\$10,000	\$4,000	No	Yes	No
ILLINOIS:							
Circuit Court	G	0/No maximum	-	\$2,500	Yes	Yes	Yes
INDIANA:							
Superior Court and Circuit Court	G	0/No maximum	-	\$3,000	No	Yes	Yes
County Court	L	-	0/\$10,000	\$3,000	No	Yes	Yes
Small Claims Court of Marion County	L	-	-	\$6,000	No	Yes	Yes
City Court	L	-	0/\$500- \$3,000 (No real property)	-	-	-	-
IOWA:							
District Court	G	0/No maximum	-	\$4,000	No	Yes	Yes
KANSAS:							
District Court	G	0/No maximum	-	\$1,800	No	Yes	No
KENTUCKY:							
Circuit Court	G	\$4,000/No maximum	-	-	-	-	-
District Court	L	-	0/\$4,000	\$1,500	No	Yes	Yes
LOUISIANA:							
District Court	G	0/No maximum	-	-	-	-	-
City Court, Parish Court (New Orleans City Court)	L	-	0/\$15,000	\$2,000	No	Yes	Yes
	L	-	0/\$20,000	\$2,000	No	Yes	Yes
Justice of the Peace Court	L	-	0/\$2,000	\$2,000	No	Yes	Yes

(continued on next page)

FIGURE C: Dollar Amount Jurisdiction for Original Tort, Contract, Real Property Rights, and Small Claims Filings in State Trial Courts, 2000
(continued)

State/Court name:	Jurisdiction	Unlimited dollar amount	Limited dollar amount	Small claims			
		torts, contracts, real property	torts, contracts, real property	Maximum dollar amount	Jury trials	Summary procedures	Lawyers permitted
		Minimum/maximum	Minimum/maximum				
MAINE:							
Superior Court	G	0/No maximum	-	-	-	-	-
District Court	L	0/No maximum	-	\$4,500	No	Yes	Yes
MARYLAND:							
Circuit Court	G	\$2,500/No maximum	-	-	-	-	-
District Court	L	0/No maximum (only real property)	\$2,500/\$25,000 (only tort, contract)	\$2,500	No	Yes	Yes
MASSACHUSETTS:							
Superior Court	G	0/No maximum	-	-	-	-	-
Housing Court	L	0/No maximum	-	\$2,000	No	No	Yes
District Court	L	0/No maximum	-	\$2,000	Yes	Yes	Yes
Boston Municipal Court	L	0/No maximum	-	\$2,000	Yes	Yes	Yes
MICHIGAN:							
Circuit Court	G	\$25,000/No maximum	-	-	-	-	-
District Court	L	-	0/\$25,000	\$3,000	No	Yes	No
Municipal Court	L	-	0/\$1,500 (\$3,000 if approved by local funding unit)	\$100	No	Yes	No
MINNESOTA:							
District Court	G	0/No maximum	-	\$7,500	No	Yes	Yes
MISSISSIPPI:							
Circuit Court	G	\$200/No maximum	-	-	-	-	-
County Court	L	-	0/\$75,000	-	-	-	-
Justice Court	L	-	0/\$2,500	-	-	-	-
MISSOURI:							
Circuit Court (Associate Division)	G L	0/No maximum -	- 0/\$25,000	- \$3,000	- No	- Yes	- Yes
MONTANA:							
District Court	G	\$50/No maximum	-	-	-	-	-
Justice of the Peace Court	L	-	0/\$5,000	\$3,000	No	Yes	No
Municipal Court	L	-	0/\$5,000	\$3,000	No	Yes	No
City Court	L	-	0/\$5,000	\$3,000	No	Yes	No
NEBRASKA:							
District Court	G	0/No maximum	-	-	-	-	-
County Court	L	-	0/\$15,000	\$2,100	No	Yes	No
NEVADA:							
District Court	G	\$7,500/No maximum	-	-	-	-	-
Justice Court	L	-	0/\$7,500	\$5,000	No	Yes	Yes
Municipal Court	L	-	0/\$2,500	-	-	-	-
NEW HAMPSHIRE:							
Superior Court	G	\$1,500/No maximum	-	-	-	-	-
District Court	L	-	0/\$25,000	\$5,000	No	Yes	Yes
Municipal Court	L	-	0/\$2,500 (only landlord-tenant, and small claims)	\$5,000	No	Yes	Yes

(continued on next page)

FIGURE C: Dollar Amount Jurisdiction for Original Tort, Contract, Real Property Rights, and Small Claims Filings in State Trial Courts, 2000
(continued)

State/Court name:	Jurisdiction	Unlimited dollar amount	Limited dollar amount	Small claims			
		torts, contracts, real property	torts, contracts, real property	Maximum dollar amount	Jury trials	Summary procedures	Lawyers permitted
		Minimum/maximum	Minimum/maximum				
NEW JERSEY:							
Superior Court (Law Division and Chancery Division)	G	0/No maximum	-	-	-	-	-
(Law Division, Special Civil Part)	L	-	0/\$10,000	\$2,000	No	Yes	Yes
NEW MEXICO:							
District Court	G	0/No maximum	-	-	-	-	-
Magistrate Court	L	-	0/\$5,000	-	-	-	-
Metropolitan Court of Bernalillo County	L	-	0/\$5,000	-	-	-	-
NEW YORK:							
Supreme Court	G	0/No maximum	-	-	-	-	-
County Court	G	-	0/\$25,000	-	-	-	-
Civil Court of the City of New York	L	-	0/\$25,000	\$3,000	-	Yes	Yes
City Court	L	-	0/\$15,000	\$3,000	-	Yes	Yes
District Court	L	-	0/\$15,000	\$3,000	-	Yes	Yes
Court of Claims	L	0/No maximum	-	-	-	-	-
Town Court and Village Justice Court	L	-	0/\$3,000	\$3,000	-	Yes	Yes
NORTH CAROLINA:							
Superior Court	G	\$10,000/No maximum	-	-	-	-	-
District Court	L	-	0/\$10,000	\$4,000	No	Yes	Yes
NORTH DAKOTA:							
District Court	G	0/No maximum	-	\$5,000	No	Yes	Varies
OHIO:							
Court of Common Pleas	G	\$500/No maximum	-	-	-	-	-
County Court	L	-	0/\$15,000	\$2,000	No	Yes	Yes
Municipal Court	L	-	0/\$15,000	\$2,000	No	Yes	Yes
OKLAHOMA:							
District Court	G	0/No maximum	-	\$3,000	Yes	Yes	Yes
OREGON:							
Circuit Court	G	\$751/No maximum	-	\$5,000	-	-	-
Justice Court	L	-	-	\$5,000	No	Yes	No
PENNSYLVANIA:							
Court of Common Pleas	G	0/No maximum	-	-	-	-	-
District Justice Court	L	-	0/\$8,000	-	-	-	-
Philadelphia Municipal Court	L	-	0/\$10,000 (real property jurisdiction only)	\$10,000	No	Yes	Yes
Pittsburgh City Magistrates Court	L	0/No maximum (real property jurisdiction only)	-	-	-	-	-

(continued on next page)

FIGURE C: Dollar Amount Jurisdiction for Original Tort, Contract, Real Property Rights, and Small Claims Filings in State Trial Courts, 2000
(continued)

State/Court name:	Jurisdiction	Unlimited dollar amount	Limited dollar amount	Small claims			
		torts, contracts, real property	torts, contracts, real property	Maximum dollar amount	Jury trials	Summary procedures	Lawyers permitted
		Minimum/maximum	Minimum/maximum				
PUERTO RICO:							
Court of First Instance	G	-	-	-	-	-	-
Superior Division		\$0/No maximum	-	-	-	-	-
District Subsection		-	\$3,001/\$50,000	-	-	-	-
Municipal Division		-	0/\$3,000	-	-	-	-
RHODE ISLAND:							
Superior Court	G	\$5,000/No maximum	-	-	-	-	-
District Court	L	-	\$1,500/\$5,000- \$10,000	\$1,500	No	Yes	Yes
SOUTH CAROLINA:							
Circuit Court	G	0/No maximum	-	-	-	-	-
Magistrate Court	L	-	0/\$7,500 (No max. in landlord-tenant)	\$7,500	Yes	Yes	Yes
SOUTH DAKOTA:							
Circuit Court	G	0/No maximum	-	\$8,000	No	Yes	Yes
TENNESSEE:							
Circuit Court, Chancery Court	G	\$50/No maximum	-	-	-	-	-
General Sessions Court	L	0/No maximum (Forcible entry, detainer, and in actions to recover personal property)	0/\$15,000 (All civil actions in counties with population under 700,000); 0/\$25,000 (All civil actions in counties with popula- tion over 700,000)	\$15,000- 25,000	No	Yes	Yes
TEXAS:							
District Court	G	\$200/No maximum	-	-	-	-	-
County Court at Law, Consti- tutional County Court	L	-	\$200/varies	-	-	-	-
Justice of the Peace Court	L	-	0/\$5,000	\$5,000	Yes	Yes	Yes
UTAH:							
District Court	G	0/No maximum	-	-	-	-	-
Justice Court	L	-	0/\$5,000	\$5,000	No	Yes	Yes
VERMONT:							
Superior Court	G	0/No maximum	-	-	-	-	-
District Court	G	-	-	\$3,500	Yes	Yes	Yes
VIRGINIA:							
Circuit Court	G	\$3,000/No maximum	-	-	-	-	-
District Court	L	-	0/\$15,000	-	-	-	-
WASHINGTON:							
Superior Court	G	0/No maximum	-	-	-	-	-
District Court	L	-	0/\$50,000	\$2,500	No	Yes	No
WEST VIRGINIA:							
Circuit Court	G	\$300/No maximum	-	-	-	-	-
Magistrate Court	L	-	0/\$5,000	-	-	-	-

(continued on next page)

FIGURE C: Dollar Amount Jurisdiction for Original Tort, Contract, Real Property Rights, and Small Claims Filings in State Trial Courts, 2000
(continued)

State/Court name:	Jurisdiction	Unlimited dollar amount	Limited dollar amount	Small claims			
		torts, contracts, real property	torts, contracts, real property	Maximum dollar amount	Jury trials	Summary procedures	Lawyers permitted
		Minimum/maximum	Minimum/maximum				
WISCONSIN:							
Circuit Court	G	0/No maximum	-	\$5,000	Yes	Yes	Yes
WYOMING:							
District Court	G	\$1,000-\$7,000/No maximum	-	-	-	-	-
County Court	L	-	0/\$7,000	\$3,000	No	Yes	Yes
Justice of the Peace Court	L	-	0/\$3,000	\$3,000	No	Yes	Yes

JURISDICTION CODES:

- G = General jurisdiction court.
- L = Limited jurisdiction court.
- = Information not available.

Source: State administrative offices of the courts.

FIGURE D: Criminal Case Unit of Count Used by State Trial Courts, 2000

State/Court name:	Jurisdiction	Point of counting a criminal case	Number of defendants		Contents of charging document			
			One	One or more	Single charge	Single incident (set # of charges per case)	Single incident (unlimited # of charges)	One or more incidents
ALABAMA:								
Circuit Court	G	Information/indictment	X				X	
District Court	L	Complaint	X				X	
Municipal Court	L	Complaint	X		X			
ALASKA:								
Superior Court	G	Indictment	X		multiple charges		X	
District Court	L	Complaint	X		multiple counts		X	
ARIZONA:								
Superior Court	G	Information/indictment	X					X
Justice of the Peace Court	L	Complaint				Varies with jurisdiction*		
Municipal Court	L	Complaint				Varies with jurisdiction*		
ARKANSAS:								
Circuit Court	G	Information/indictment	X					X
Municipal Court	L	Complaint	X		X			
City Court, Police Court	L	Complaint	X		X			
CALIFORNIA:								
Superior Court	G	Information/indictment	X				X	
COLORADO:								
District Court	G	Complaint	X					X
County Court	L	Complaint/summons	X					X
CONNECTICUT:								
Superior Court	G	Information	X				(varies among local police departments)	
DELAWARE:								
Superior Court	G	Information/indictment	X				X	
Family Court	L	Petition	X				X	
Justice of the Peace Court	L	Complaint	X		X			
Court of Common Pleas	L	Complaint	X				X	
Alderman's Court	L	Complaint	X		X			
DISTRICT OF COLUMBIA:								
Superior Court	G	Complaint/information/indictment	X				X	
FLORIDA:								
Circuit Court	G	Information/indictment	X				(prosecutor decides)	
County Court	L	Complaint	X				X	

(continued on next page)

FIGURE D: Criminal Case Unit of Count Used by State Trial Courts, 2000 (continued)

State/Court name:	Jurisdiction	Point of counting a criminal case	Number of defendants		Contents of charging document			
			One	One or more	Single charge	Single incident (set # of charges per case)	Single incident (unlimited # of charges)	One or more incidents
GEORGIA:								
Superior Court	G	Indictment/accusation		X			X	
State Court	L	Accusation/citation		X			X	
Magistrate Court	L	Accusation/citation	X				X	
Probate Court	L	Accusation/citation	X				X	
Municipal Court	L	No data reported						
Civil Court	L	No data reported						
County Recorder's Court	L	No data reported						
Municipal Courts and the City Court of Atlanta	L	No data reported						
HAWAII:								
Circuit Court	G	Complaint/indictment	X				X	(most serious charge)
District Court	L	First appearance/information	X		X			
IDAHO:								
District Court	G	Information		X				X
Magistrates Division	L	Complaint		X				X
ILLINOIS:								
Circuit Court	G	Complaint/information/indictment		X			X	
INDIANA:								
Superior Court and Circuit Court	G	Information/indictment	X				X	(may not be consistent)
County Court	L	Information/complaint	X				X	(may not be consistent)
City Court and Town Court	L	Information/complaint	X				X	(may not be consistent)
IOWA:								
District Court	G	Information/indictment	X				X	
KANSAS:								
District Court	G	First appearance	X				X	
KENTUCKY:								
Circuit Court	G	Information/indictment	X				X	
District Court	L	Complaint/citation	X				X	
LOUISIANA:								
District Court	G	Information/indictment	Varies				Varies	
City and Parish Court	L	Information/complaint	X		X			
MAINE:								
Superior Court	G	Information/indictment	X	(Sometimes more than one)			Varies court to court	
District Court	L	Information/complaint	X		X			

(continued on next page)

FIGURE D: Criminal Case Unit of Count Used by State Trial Courts, 2000 (continued)

State/Court name:	Jurisdiction	Point of counting a criminal case	Number of defendants		Contents of charging document			
			One	One or more	Single charge	Single incident (set # of charges per case)	Single incident (unlimited # of charges)	One or more incidents
MARYLAND:								
Circuit Court	G	Information/indictment	X				X	
District Court	L	Citation/information	X				X	
MASSACHUSETTS:								
Superior Court	G	Information/indictment	X					X
Housing Court	L	Complaint	X					X
District Court	L	Complaint	X					X
Boston Municipal Ct.	L	Complaint	X					X
MICHIGAN:								
Circuit Court	G	Information	X			Varies, depending on prosecutor		
District Court	L	Complaint	X			Varies, depending on prosecutor		
Municipal Court	L	Complaint	X			Varies, depending on prosecutor		
MINNESOTA:								
District Court	G	First appearance	X				X	
MISSISSIPPI:								
Circuit Court	G	Indictment	X					X
County Court	L	Affidavit/accusation	X					X
Justice Court	L	Affidavit/accusation	X					X
MISSOURI:								
Circuit Court	G	Information/indictment		X			X	
(Associate Division)	L	Complaint/Information		X			X	
MONTANA:								
District Court	G	Information/indictment		X			X	
Justice of Peace Court	L	Complaint	X				X	
Municipal Court	L	Complaint	X				X	
City Court	L	Complaint	X				X	
NEBRASKA:								
District Court	G	Information/indictment	X				X	(not consistently observed statewide)
County Court	L	Information/complaint	X				X	
NEVADA:								
District Court	G	Information/indictment	X				X	
Justice Court	L	Complaint	Varies			Varies, depending on prosecutor		
Municipal Court	L	Complaint	Varies			Varies, depending on prosecutor		
NEW HAMPSHIRE:								
Superior Court	G	Information/indictment	X		X			
District Court	L	Complaint	X		X			
Municipal Court	L	Complaint	X		X			
NEW JERSEY:								
Superior Court (Law Division)	G	Accusation/indictment	X				X	X
Municipal Court	L	Complaint	X				X	X

(continued on next page)

FIGURE D: Criminal Case Unit of Count Used by State Trial Courts, 2000 (continued)

State/Court name:	Jurisdiction	Point of counting a criminal case	Number of defendants		Contents of charging document			
			One	One or more	Single charge	Single incident (set # of charges per case)	Single incident (unlimited # of charges)	One or more incidents
NEW MEXICO:								
District Court	G	Indictment/information	X					X
Magistrate Court	L	Complaint	X					X
Bernalillo County Metropolitan Court	L	Complaint	X					X
NEW YORK:								
Supreme Court	G	Defendant/indictment		X			Varies depending on prosecutor	
County Court	G	Defendant/indictment		X			Varies depending on prosecutor	
Criminal Court of the City of New York	L	Defendant/docket		X			Varies depending on prosecutor	
District Court and City Court	L	Defendant/docket		X			Varies depending on prosecutor	
Town Court and Village Justice Court	L	N/A					Varies depending on prosecutor	
NORTH CAROLINA:								
Superior Court	G	Transfer (from District Court) Indictment (when case originates in Superior Court)	X				Varies depending on prosecutor	
District Court	L	Warrant/summons (includes citations, Magistrates order, misdemeanor statement of charges)	X				Varies depending on prosecutor	
NORTH DAKOTA:								
District Court	G	Information/indictment	X				X	(may vary)
Municipal Court	L	Complaint	X				X	
OHIO:								
Court of Common Pleas	G	Arraignment	X				X	
County Court	L	Warrant/summons	X				X	
Municipal Court	L	Warrant/summons	X				X	
Mayor's Court	L	No data reported						
OKLAHOMA:								
District Court	G	Information/indictment		X				X
OREGON:								
Circuit Court	G	Complaint/indictment	X				X	
Justice Court	L	Complaint		X			(number of charges not consistent statewide)	
Municipal Court	L	Complaint		X		X		
PENNSYLVANIA:								
Court of Common Pleas	G	Information/docket transcript	X				X	
District Justice Court	L	Complaint	X				X	
Philadelphia Municipal Court	L	Complaint	X				X	
Pittsburgh City Magistrates Ct.	L	Complaint	X				X	
PUERTO RICO:								
Court of First Instance	G	Indictment	X		X			

(continued on next page)

FIGURE D: Criminal Case Unit of Count Used by State Trial Courts, 2000 (continued)

State/Court name:	Jurisdiction	Point of counting a criminal case	Number of defendants		Contents of charging document			
			One	One or more	Single charge	Single incident (set # of charges per case)	Single incident (unlimited # of charges)	One or more incidents
RHODE ISLAND:								
Superior Court	G	Information/indictment	X					X
District Court	L	Complaint	X					X
SOUTH CAROLINA:								
Circuit Court	G	Warrant/summons	X		X			
Magistrate Court	L	Warrant/summons	X		X			
Municipal Court	L	Warrant/summons	X		X			
SOUTH DAKOTA:								
Circuit Court	G	Complaint	X				X	
TENNESSEE:								
Circuit Court and Criminal Court	G	Information/indictment	X		X			
General Sessions Court	L	No data reported						
Municipal Court	L	No data reported						
TEXAS:								
District Court and Criminal District Court	G	Information/indictment	X				X	
County-level Courts	L	Complaint/information	X				X	
Municipal Court	L	Complaint	X		X			
Justice of the Peace Court	L	Complaint	X		X			
UTAH:								
District Court	G	Information		X				X
Justice Court	L	Citation	X				X	
VERMONT:								
District Court	G	Arraignment	X					X
VIRGINIA:								
Circuit Court	G	Information/indictment	X		X			
District Court	L	Warrant/summons	X		X			
WASHINGTON:								
Superior Court	G	(Original) Information	X					X
District Court	L	Complaint/citation	X			X	(Typically no more than 3 charges)	
Municipal Court	L	Complaint/citation	X			X		
WEST VIRGINIA:								
Circuit Court	G	Information/indictment	X					X
Magistrate Court	L	Complaint			X			X
Municipal Court	L	Complaint	X		X			
WISCONSIN:								
Circuit Court	G	Initial appearance	X					X
Municipal Court	L	Citation*	X		X			

(continued on next page)

FIGURE D: Criminal Case Unit of Count Used by State Trial Courts, 2000 (continued)

State/Court name:	Jurisdiction	Point of counting a criminal case	Number of defendants		Contents of charging document			
			One	One or more	Single charge	Single incident (set # of charges per case)	Single incident (unlimited # of charges)	One or more incidents
WYOMING:								
District Court	G	Information/indictment		X				X
County Court	L	Citation/information		X				X
Justice of the Peace Court	L	Citation/information		X				X
Municipal Court	L	Citation/information	X		X			

JURISDICTION CODES:

- G = General jurisdiction court.
- L = Limited jurisdiction court.

FOOTNOTES*

Arizona-Varies in limited jurisdiction courts. Prosecutor can file long form. Long form can involve one or more defendants and/or charges. Misdemeanors can also be included on citations.

Wisconsin-Municipal Court-The court has exclusively civil jurisdiction, but its caseload includes first offense DWI/DUI cases. The *State Court Model Statistical Dictionary* treats all DWI/DUI cases as a subcategory of criminal cases.

Source: State administrative offices of the courts.

FIGURE E: Juvenile Unit of Count Used in State Trial Courts, 2000

State/Court name:	Jurisdiction	Filings are counted		Disposition counted		Age at which juvenile jurisdiction transfers to adult courts
		At intake or referral	At filing of petition or complaint	At adjudication of petition	At disposition of juvenile	
ALABAMA:						
Circuit Court	G		X	X		18
District Court	L		X	X		18
ALASKA:						
Superior Court	G		X	X		18
ARIZONA:						
Superior Court	G		X	X		18
ARKANSAS:						
Chancery Court	G		X		X	18*
CALIFORNIA:						
Superior Court	G		X	X		18
COLORADO:						
District Court (includes Denver Juvenile Court)	G		X		X	18
CONNECTICUT:						
Superior Court	G	X			X	16
DELAWARE:						
Family Court	L (special)		X	X		18
DISTRICT OF COLUMBIA:						
Superior Court	G	X			X	18*
FLORIDA:						
Circuit Court	G		X	X		18
GEORGIA:						
Juvenile Court	L (special)		X		X	17*
HAWAII:						
Circuit Court	G (Family Court Division)	X		X		16
IDAHO:						
District Court	G		X	X		18
Magistrates Division	L		X	X		18
ILLINOIS:						
Circuit Court	G		X		X	17 (15 for first-degree murder, aggravated criminal sexual assault, armed robbery, robbery with a firearm, and unlawful use of weapons on school grounds)

(continued on next page)

FIGURE E: Juvenile Unit of Count Used in State Trial Courts, 2000 (continued)

State/Court name:	Jurisdiction	Filings are counted		Disposition counted		Age at which juvenile jurisdiction transfers to adult courts
		At intake or referral	At filing of petition or complaint	At adjudication of petition	At disposition of juvenile	
INDIANA:						
Superior Court and Circuit Court	G		X	X		18
Probate Court	L		X	X		18
IOWA:						
District Court	G		X	Disposition data are not collected		18
KANSAS:						
District Court	G		X		X	18 14 (for traffic violation) 16 (for fish and game) 10 (if waived to adult status)
KENTUCKY:						
District Court	L		X	X		18
LOUISIANA:						
District Court	G		X	X		17
Family Court and Juvenile Court	G		X	X		17 (15 for first- and second-degree murder, manslaughter, and aggravated rape)
City Court	L		X	X		16 (for armed robbery, aggravated burglary, and aggravated kidnapping)
MAINE:						
District Court	L		X		X	18
MARYLAND:						
Circuit Court	G		X		X	18
District Court	L		X		X	18
MASSACHUSETTS:						
District Court	L		X	X		17
Juvenile Court	L		X	X		17
MICHIGAN:						
Probate Court	L		X		X	17
MINNESOTA:						
District Court	G		X	X		18

(continued on next page)

FIGURE E: Juvenile Unit of Count Used in State Trial Courts, 2000 (continued)

State/Court name:	Jurisdiction	Filings are counted		Disposition counted		Age at which juvenile jurisdiction transfers to adult courts
		At intake or referral	At filing of petition or complaint	At adjudication of petition	At disposition of juvenile	
MISSISSIPPI:						
County Court	L		X	X		18
Family Court	L		X	X		18
MISSOURI:						
Circuit Court	G		X	X		17
MONTANA:						
District Court	G		X		X	18
NEBRASKA:						
Separate Juvenile Court	L		X		X	18
County Court	L		X		X	18
NEVADA:						
District Court	G		Varies by district		Varies by district	18*
NEW HAMPSHIRE:						
District Court	L		X		X	18 16 (for traffic violation) 15 (for some felony charges)
NEW JERSEY:*						
Superior Court	G	X			X	18 complaint
NEW MEXICO:						
District Court	G		X	X		18
NEW YORK:						
Family Court	L		X		X	16 (except for specified felonies, 13, 14, 15)
NORTH CAROLINA:						
District Court	L		X (first filing only)	X		18 (age 13 or older may be transferred (after notice hearing and court finds probable cause) only as follows: if the offense is first degree murder, the court must transfer jurisdiction; for other felony-level offenses, the court may exercise discretion to transfer jurisdiction.)
NORTH DAKOTA:						
District Court	G		X		X	18
OHIO:						
Court of Common Pleas	G	X (warrant)			X	18

(continued on next page)

FIGURE E: Juvenile Unit of Count Used in State Trial Courts, 2000 (continued)

State/Court name:	Jurisdiction	Filings are counted		Disposition counted		Age at which juvenile jurisdiction transfers to adult courts
		At intake or referral	At filing of petition or complaint	At adjudication of petition	At disposition of juvenile	
OKLAHOMA: District Court	G		X (case number)	X		18
OREGON: Circuit Court	G		X			18*
OREGON: County Court	L		X		Dispositions are not counted	18
PENNSYLVANIA: Court of Common Pleas	G	X (delinquency)	X (dependency)	X		18
PUERTORICO: Court of First Instance	G		X		X	18 (but court keeps authority until processed minor turns 21)
RHODE ISLAND: Family Court	L		X	X		18
SOUTH CAROLINA: Family Court	L		X	X		17
SOUTH DAKOTA: Circuit Court	G	X		X		18
TENNESSEE: General Sessions Court	L					(Data are reported with Juvenile Court data)
TENNESSEE: Juvenile Court	L	X			X	18
TEXAS: District Court	G		X		X	17
TEXAS: County Court at Law, Constitutional County Court, Probate Court	L		X		X	17
UTAH: Juvenile Court	L		X		X	18
VERMONT: Family Court	G		X		X	16*
VIRGINIA: District Court	L		X		X	18
WASHINGTON: Superior Court	G		X	X		18
WEST VIRGINIA: Circuit Court	G		X		X	18
WISCONSIN: Circuit Court	G		X	X		17
WYOMING: District Court	G		X	X		19

(continued on next page)

FIGURE E: Juvenile Unit of Count Used in State Trial Courts, 2000 (continued)

JURISDICTION CODES:

G = General jurisdiction court.
L = Limited jurisdiction court.

FOOTNOTES*

Arkansas-At 14, if certain offenses are committed or other factors are involved (e.g., if offense is a felony if committed by an adult and juvenile has been adjudicated delinquent three times within the last two years for acts that would have been felonies if committed by an adult.

District of Columbia-Depending on the severity of the offense a juvenile between the ages of 16-18 can be charged as an adult.

Georgia-Age 18 for deprived juveniles. If 13 and certain offenses are committed (7), Superior Court has jurisdiction unless transferred to Juvenile Court.

Nevada-Unless certified at a younger age because of felony charged.

New Jersey-All signed juvenile delinquency complaints are filed with the court and are docketed upon receipt (and therefore counted). Once complaints have been docketed they are screened by Court Intake Services and decisions are made as to how complaints will be processed (e.g., diversion, court hearings, etc.).

Oregon-At age 15, if certain felony offenses are alleged. Up to age 21 for certain status offenses.

Vermont-At 10, if certain offenses are committed or other factors are involved.

Source: State administrative offices of the courts.

FIGURE F: State Trial Courts with Incidental Appellate Jurisdiction, 2000

State/Court name:	Jurisdiction	Administrative Agency Appeals	Trial Court Appeals		Type of Appeal	Source of Trial Court Appeal
			Civil	Criminal		
ALABAMA: Circuit Court	G	X	X	X	de novo	District, Probate, Municipal Courts
ALASKA: Superior Court	G	X	O	O	de novo	
		X	X	X	on the record	District Court
ARIZONA: Superior Court	G	X	X	X	de novo (if no record)	Justice of the Peace, Municipal Court
ARKANSAS: Circuit Court	G	O	X	X	de novo	Court of Common Pleas, County, Municipal, City, and Police Courts, and Justice of the Peace
CALIFORNIA: Superior Court	G	X	X	X	de novo on the record	Limited Jurisdiction Division
COLORADO: District Court	G	X	X	O	on the record	County and Municipal Court of Record
County Court	L	O	X	X	de novo not of record	Municipal Court
CONNECTICUT: Superior Court	G	X	X	O	de novo or on the record	Probate Court
DELAWARE: Superior Court	G	O	X (arbitration)	O		Superior Court
		O	O	X	on the record	Family Court
		O	X	X		Court of Common Pleas
		O	O	X	de novo	Municipal Court of Wilmington
Court of Common Pleas	L	O	X	X	de novo	Justice of the Peace, Alderman's Courts
DISTRICT OF COLUMBIA: Superior Court	G	X	O	O	on the record	Office of Employee Appeals, Administrative Traffic Agency
FLORIDA: Circuit Court	G	O	X	O	de novo on the record	County Court
		O	O	X	on the record	County Court

(continued on next page)

FIGURE F: State Trial Courts with Incidental Appellate Jurisdiction, 2000 (continued)

State/Court name:	Jurisdiction	Administrative Agency Appeals	Trial Court Appeals		Type of Appeal	Source of Trial Court Appeal
			Civil	Criminal		
GEORGIA:						
Superior Court	G	X	X	O	de novo or on the record	Probate Court, Magistrate Court
		O	O	X	de novo, on the record, or certiorari	Probate Court, Municipal Court, Magistrate Court, County Recorder's Court
State Court	L	O	X	O	certiorari on the record	Magistrate Court County Recorder's Court
		O	O	X		
HAWAII:						
Circuit Court	G	X	O	O	de novo	
IDAHO:						
District Court	G	X	X	X	de novo	Magistrates Division
		(small claims only) O	X	O	on the record	Magistrates Division
ILLINOIS:						
Circuit Court	G	X	O	O	on the record	
INDIANA:						
Superior Court and Circuit Court	G	X	X	X	de novo	City and Town Courts
IOWA:						
District Court	G	X	O	O	de novo	
		O	X	X	on the record	Magistrates Division
KANSAS:						
District Court	G	X	X	X	criminal on the record civil on the record	Criminal (from Municipal Court) Civil (from limited jurisdiction judge)
KENTUCKY:						
Circuit Court	G	X	X	X	on the record	District Court
LOUISIANA:						
District Court	G	X	X	X	on the record de novo	City and Parish Justice of the Peace, Mayor's Courts
MAINE:						
Superior Court	G	X	X	X	on the record	District Court, Administrative Court
MARYLAND:						
Circuit Court	G	X	X	X	de novo, on the record	District Court

(continued on next page)

FIGURE F: State Trial Courts with Incidental Appellate Jurisdiction, 2000 (continued)

State/Court name:	Jurisdiction	Administrative Agency Appeals	Trial Court Appeals		Type of Appeal	Source of Trial Court Appeal
			Civil	Criminal		
MASSACHUSETTS: Superior Court	G	X	X	O	de novo, on the record	All limited jurisdiction courts
MICHIGAN: Circuit Court	G	X	X	X	de novo on the record	Municipal Court District, Municipal, and Probate Courts
MINNESOTA: District Court	G	O	X		de novo	Conciliation Division
MISSISSIPPI: Circuit Court	G	X O O	X O X	X X X	on the record de novo de novo	County Court Municipal Courts Justice Courts
Chancery Court	L	X	X	X	on the record	Commission
MISSOURI: Circuit Court	G	X X	O X	O O	on the record de novo	Municipal Court, Associate Divisions
MONTANA: District Court	G	X O	X O	O X	de novo and on the record de novo	Justice of Peace, Municipal, City Courts, and State Boards
NEBRASKA: District Court	G	X O	O X	O X	de novo on the record on the record	County Court
NEVADA: District Court	G	X O O	X O O	X X X	on the record de novo on the record	Justice Court Municipal Court If Municipal Court is designated court of record
NEW HAMPSHIRE: Superior Court	G	X	O	X	de novo	District, Municipal, Probate Courts
NEW JERSEY: Superior Court	G	O	O	X	de novo on the record	Municipal Court
NEW MEXICO: District Court	G	X	X	X	de novo	Magistrate, Probate, Municipal, Bernalillo County Metropolitan Courts

(continued on next page)

FIGURE F: State Trial Courts with Incidental Appellate Jurisdiction, 2000 (continued)

State/Court name:	Jurisdiction	Administrative Agency Appeals	Trial Court Appeals		Type of Appeal	Source of Trial Court Appeal
			Civil	Criminal		
NEW YORK: County Court	G	O	X	X	on the record	City, Town and Village Justice Courts
NORTH CAROLINA: Superior Court	G	X X	O O	X O	de novo de novo on the record	District Court
District Court	L	X O	O X	O X	on the record de novo	Magistrates
NORTH DAKOTA: District Court	G	X	O	O	Varies	Municipal Court
OHIO: Court of Common Pleas	G	X	O	O	de novo and on the record	Mayor's Court Mayor's Court
County Court	L	O	O	X	de novo	
Municipal Court	L	O	O	X	de novo	
Court of Claims	L	X	O	O	de novo	
OKLAHOMA: District Court	G	X	O	X	de novo on the record	Municipal Court Not of Record
Court of Tax Review	L	X	O	O	de novo on the record	
OREGON: Circuit Court	G	X	X	X	on the record	County Court, Municipal Court, Justice Court
Tax Court	G	X	O	O	on the record	
PENNSYLVANIA: Court of Common Pleas	G	X	X	O	on the record	Philadelphia Municipal Court, District Justice, Philadelphia Traffic, Pittsburgh City
Magistrates Court	L	O	O	X	de novo	
PUERTORICO: Court of First Instance	G	X	O	O	on the record	
RHODE ISLAND: Superior Court	G	X O	O X	O X	on the record de novo	District, Municipal, Probate Courts
District Court	L	X	O	O	on the record	
SOUTH CAROLINA: Circuit Court	G	X	X	X	de novo on the record	Magistrate, Probate, Municipal Courts

(continued on next page)

FIGURE F: State Trial Courts with Incidental Appellate Jurisdiction, 2000 (continued)

State/Court name:	Jurisdiction	Administrative Agency Appeals	Trial Court Appeals		Type of Appeal	Source of Trial Court Appeal
			Civil	Criminal		
SOUTH DAKOTA: Circuit Court	G	X O	O X	O X	de novo and on the record de novo	Magistrates Division
TENNESSEE: Circuit, Criminal and Chancery Courts	G	X	X	X	de novo	General Sessions, Municipal, and Juvenile Courts
TEXAS: District Court	G	X	X	O	de novo	Municipal Court not of record, Justice of the Peace Courts
County-level Courts	L	O	X	X	de novo de novo on the record	Municipal Court not of record, Justice of the Peace Courts Municipal Courts of record
UTAH: District Court	G	X	X	X	de novo	Justice Courts
VERMONT: Superior Court	G	X	X	O	de novo or on the record	Probate Court; small claims appealed within Superior Court system
VIRGINIA: Circuit Court	G	X O	O X	O X	on the record de novo	District Court
WASHINGTON: Superior Court	G	X	X	X	de novo and de novo on the record	District, Municipal Courts
WEST VIRGINIA: Circuit Court	G	X O	O X X	O X X	on the record de novo on the record	Municipal Court Magistrate Court (if no jury trial) Magistrate Court (jury trials and preliminary hearings)
WISCONSIN: Circuit Court	G	X	X	X (first offense DWI/DUI only)	de novo	Municipal Court
WYOMING: District Court	G	X	X	X	de novo on the record	Justice of the Peace, Municipal, County Courts

(continued on next page)

FIGURE F: State Trial Courts with Incidental Appellate Jurisdiction, 2000 (continued)

JURISDICTION CODES:

- G = General jurisdiction court.
- L = Limited jurisdiction court.
- = Information not available.
- X = Yes
- O = No

Definitions of types of appeal:

certiorari: An appellate court case category in which a petition is presented to an appellate court asking the court to review the judgment of a trial court or administrative agency, or the decision of an intermediate appellate court.

first instance: If dissatisfied with the de novo verdict of the judge, defendant can go before the jury.

de novo: An appeal from one trial court to another trial court that results in a totally new set of proceedings and a new trial court judgment.

de novo on the record: An appeal from one trial court to another trial court that is based on the record and results in a new trial court judgment.

on the record: An appeal from one trial court to another trial court in which procedural challenges to the original trial proceedings are claimed, and an evaluation of those challenges are made—there is not a new trial court judgment on the case.

Source: State administrative offices of the courts.

FIGURE G: Number of Authorized Judges/Justices in State Courts, 2000

State:	Court(s) of last resort	Intermediate appellate court(s)	General jurisdiction court(s)	Limited jurisdiction court(s)
ALABAMA	9	10	142	423
ALASKA	5	3	41 (includes 9 masters)	77 (includes 60 magistrates)
ARIZONA	5	22	136 (includes 1 part-time)	225 (includes 83 justices of the peace, 58 part-time judges)
ARKANSAS	7	12	111	338 (includes 55 justices of the peace)
CALIFORNIA	7	105	1,936 (includes 437 commissioners and referees)	-
COLORADO	7	16	157 (includes 32 magistrates & 7 part-time water referees)	364 (includes 67 part-time judges)
CONNECTICUT	7	9	175	133
DELAWARE	5	-	24 (includes 1 chancellor & 4 vice-chancellors)	91 (includes 58 justices of the peace, 1 chief magistrate, 8 aldermen)
DISTRICT OF COLUMBIA	9	-	59	-
FLORIDA	7	62	493	269
GEORGIA	7	12	183	1,174 (includes 74 part-time judges, 159 chief magistrates, 346 magistrates, & 33 associate juvenile court judges)
HAWAII	5	4	43 (includes 16 family court judges)	22 (excludes per diem judges)
IDAHO	5	3	39*	83* (magistrate judges)
ILLINOIS	7	52 (includes 12 supplemental judges)	864 (includes 367 associate judges)	-
INDIANA	5	16 (includes 1 tax court judge)	289	90
IOWA	8	9	333 (includes 135 part-time magistrates, 12 associate juvenile judges, 1 associate probate judge, & 7 part-time alternate district associate judges)	-
KANSAS	7	10	233 (includes 74 district magistrates)	257
KENTUCKY	7	14	158 (includes 50 domestic relations commissioners)	206 (includes 77 trial commissioners)
LOUISIANA	8 (includes 54 1 assigned from courts of appeal)	54	235 (includes 11 commissioners)	713 (includes 390 justices of the peace, 250 mayors)
MAINE	7	-	16	45 (includes 16 part-time judges)
MARYLAND	7	13	143	173
MASSACHUSETTS	7	22	80	292
MICHIGAN	7	28	210	371
MINNESOTA	7	16	256	-
MISSISSIPPI	9	10	49	475 (includes 191 justices of the peace & 45 chancellors)
MISSOURI	7	32	346 (includes 32 commissioners)	327

(continued on next page)

FIGURE G: Number of Authorized Judges/Justices in State Courts, 2000 (continued)

State:	Court(s) of last resort	Intermediate appellate court(s)	General jurisdiction court(s)	Limited jurisdiction court(s)
MONTANA	7	-	54 (includes 6 water masters)	112 (includes 37 justices of the peace that also serve on the city court)
NEBRASKA	7	6	54	75
NEVADA	7	-	51	87 (includes 69 justices of the peace)
NEW HAMPSHIRE	5	-	40 (includes 11 full-time marital masters)	98 (includes 75 part-time judges)
NEW JERSEY	7	32	416 (includes 21 surrogates)	402 (includes 350 part-time judges)
NEW MEXICO	5	10	72	195
NEW YORK	7	70	524	3,044 (includes 30 surrogates, 2,300 justices of the peace & 81 quasi-judicial staff)
NORTH CAROLINA	7	12	205 (includes 100 clerks who hear uncontested probate)	932 (includes 706 magistrates)
NORTH DAKOTA	5*	-	42	82
OHIO	7	68	376	686 (includes 428 mayors)
OKLAHOMA	14	12	228 (includes 78 special judges)	372 (includes part-time judges)
OREGON	7	10	170 (includes 6 magistrates)	178 (includes 30 justices of the peace)
PENNSYLVANIA	7	24	394	588 (includes 550 district justices & 6 magistrates)
PUERTO RICO	7	33	315	-
RHODE ISLAND	5	-	25 (includes 3 magistrates)	112 (includes 13 magistrates)
SOUTH CAROLINA	5	9	67 (includes 21 masters-in-equity)	698 (includes 300 magistrates)
SOUTH DAKOTA	5	-	196 (includes 2 part-time lay magistrates, 15 magistrate judges, 93 full-time clerk magistrates, & 49 part-time clerk magistrates)	-
TENNESSEE	5	24	151 (includes 33 chancellors)	344
TEXAS	18	80	414	2,558 (includes 836 justices of the peace)
UTAH	5	7	77 (includes 7 domestic court commissioners)	151 (includes 128 justices of the peace & one commissioner)
VERMONT	5	-	34 (includes 5 child support magistrates)	23 (includes 18 part-time judges & 4 hearing officers)
VIRGINIA	7	11	150	234 (includes 110 FTE juvenile & domestic relations judges)
WASHINGTON	9	22	174	219
WEST VIRGINIA	5	-	62	279 (includes 157 magistrates & 122 part-time judges)
WISCONSIN	7	16	241	223
WYOMING	5	-	17	103 (includes 8 part-time justices of the peace & 73 part-time judges)
Total	358	980	11,300	17,943

- = The state does not have a court at the indicated level.

FOOTNOTES*

Note: This table identifies, in parentheses, all individuals who hear cases but are not titled judges/justices. Some states may have given the title "judge" to officials who are called magistrates, justices of the peace, etc., in other states.

Idaho-The Magistrates Division of the District Court functions as a limited jurisdiction court.
 North Dakota-A temporary court of appeals was established July 1, 1987 to exercise appellate and original jurisdiction as delegated by the supreme court. This court does not sit, has no assigned judges, has heard no appeals, and is currently unfunded.

Source: State administrative offices of the courts.

FIGURE H: Method of Counting Civil Cases in State Trial Courts, 2000

State/Court name:	Jurisdiction	Are reopened cases counted as new filings, or identified separately as reopened cases?	Qualifications or Conditions	Are enforcement/ collection proceedings counted? If yes, are they counted separately from new case filings?	Are temporary injunctions counted? If yes, are they counted separately from new case filings?
ALABAMA:					
Circuit Court	G	New filings		No	No
District Court	L	New filings		No	No
ALASKA:					
Superior Court	G	Reopened		No	No
District Court	L	Reopened		No	No
ARIZONA:					
Superior Court	G	New filings		No	No
Justice of the Peace Court	L	New filings		No	No
ARKANSAS:					
Circuit Court	G	Reopened		No	No
Chancery and Probate Court	G	Reopened		No	No
CALIFORNIA:					
Superior Court	G	Reopened	Retried cases	No	No
COLORADO:					
District Court	G	Reopened	Post activities	No	No
Water Court	G	Reopened	Post activities	No	No
County Court	L	Reopened	Post activities	No	No
Municipal Court	L	NA		NA	NA
CONNECTICUT:					
Superior Court	G	Not counted as either new filing or reopened case; only pending caseload is adjusted		No	No If heard separately (rarely occurs)
DELAWARE:					
Court of Chancery	G	Reopened		No	No
Superior Court	G	New filings reopened	If remanded Case rehearing	No	Yes/No
Justice of the Peace Court	L	New filings		No	Yes/No
Family Court	L	New filings are heard separately Reopened if rehearing of total case	If part of original proceeding	No	No
Court of Common Pleas	L	New filings reopened	If remanded rehearing	No	No
DISTRICT OF COLUMBIA:					
Superior Court	G	Reopened		Yes/No	Yes/No
FLORIDA:					
County Court	L	Reopened		Yes/No	Yes/No
Circuit Court	G	Reopened		Yes/No	Yes/No

(continued on next page)

FIGURE H: Method of Counting Civil Cases in State Trial Courts, 2000 (continued)

State/Court name:	Jurisdiction	Are reopened cases counted as new filings, or identified separately as reopened cases?	Qualifications or Conditions	Are enforcement/collection proceedings counted? If yes, are they counted separately from new case filings?	Are temporary injunctions counted? If yes, are they counted separately from new case filings?
GEORGIA:					
Superior Court	G	New filings		Yes	No
Civil Court	L	NC		NC	NC
State Court	L	New filings		Yes	No
Probate Court	L	New filings		NC	NC
Magistrate Court	L	New filings		Yes	No
Municipal Court	L	NC		NC	NC
HAWAII:					
Circuit Court	G	New filings		Yes/Yes Special proceedings	Yes/Yes Circuit Court: Special proceedings
Family Court	G	New filings			Yes/No
District Court	L	New filings		No	Yes/No (included as new case filing)
IDAHO:					
District Court	G	Reopened		Yes/No	No
Magistrates Division	L	Reopened		Yes/No	No
ILLINOIS:					
Circuit Court	G	Reopened		No	No
INDIANA:					
Superior Court	G	Reopened	Redocketed	No	No
Circuit Court	G	Reopened	Redocketed	No	No
County Court	L	Reopened	Redocketed	No	No
City Court	L	NA	NA	NA	N/Applicable
Small Claims Court of Marion County	L	NA	NA	NA	NA
IOWA:					
District Court	G	New filings		Yes/Yes	No
KANSAS:					
District Court	G	Reopened		No	Yes/No
KENTUCKY:					
Circuit Court	G	Reopened		No	Yes/Yes
District Court	L	Reopened		No	Yes/Yes
LOUISIANA:					
District Court	G	New filings		Yes/No	Yes/No
Juvenile Court	G	New filings		Yes/No	No
Family Court	G	New filings		No	No
City & Parish Courts	L	New filings		Yes/Yes	No
MAINE:					
Superior Court	G	New filings		No	Yes/No
District Court	L	NC		No	No
Probate Court	L	NC		No	No

(continued on next page)

FIGURE H: Method of Counting Civil Cases in State Trial Courts, 2000 (continued)

State/Court name:	Jurisdiction	Are reopened cases counted as new filings, or identified separately as reopened cases?	Qualifications or Conditions	Are enforcement/collection proceedings counted? If yes, are they counted separately from new case filings?	Are temporary injunctions counted? If yes, are they counted separately from new case filings?
MARYLAND:					
Circuit Court	G	Reopened, but included with new filings		No	NA
District Court	L	NA		NA	Yes/No
MASSACHUSETTS:					
Superior Court	G	NC		NA	Yes/No
District Court	L	NC		Yes/Yes	NA
Boston Municipal Court	L	NC		Yes/Yes	NA
Housing Court	L	NC		Yes/Yes	NA
Land Court	L	NC		N/Applicable	NA
MICHIGAN:					
Court of Claims	G	Reopened		No	No
Circuit Court	G	Reopened		No	No
District Court	L	New filings		NA	NA
Municipal Court	L	New filings		NA	NA
MINNESOTA:					
District Court	G	Identified separately	No	No	
MISSISSIPPI:					
Circuit Court	G	Reopened		Yes	Yes/No
Chancery Court	L	Reopened		Yes	Yes/No
County Court	L	Varies from court to court		Varies	Yes/No
Family Court	L	Varies from court to court		Varies	Varies
Justice Court	L	Varies from court to court		Varies	Varies
MISSOURI:					
Circuit Court	G	New filings		Yes/No	Yes/No
MONTANA:					
District Court	G	New filings		Yes/Yes	Yes/No
Justice of the Peace Court	L	NA		NA	NA
Municipal Court	L	NA		NA	NA
City Court	L	NA		NA	NA
NEBRASKA:					
District Court	G	Reopened		No	No
County Court	L	Reopened		No	No
NEVADA:					
District Court	G	Reopened	May not be reopened but refers back to original case	Varies/Varies	Varies
NEW HAMPSHIRE:					
Superior Court	G	Reopened		No	No
District Court	L	NC		No	No
Municipal Court	L	NC		No	No

(continued on next page)

FIGURE H: Method of Counting Civil Cases in State Trial Courts, 2000 (continued)

State/Court name:	Jurisdiction	Are reopened cases counted as new filings, or identified separately as reopened cases?	Qualifications or Conditions	Are enforcement/ collection proceedings counted? If yes, are they counted separately from new case filings?	Are temporary injunctions counted? If yes, are they counted separately from new case filings?
NEW JERSEY:					
Superior Court: Family	G	Reopened		Yes/Yes	Yes/No (except for domestic violence)
Civil, General Equity, and Criminal Divisions	G	Reopened		No	No
NEW MEXICO:					
District Court	G	Reopened		Yes/Yes	No
Magistrate Court	L	Reopened		No	No
Metropolitan Court of Bernalillo County	L	Reopened		No	No
NEW YORK:					
Supreme Court	G	Reopened		Yes/No	Yes/No
County Court	L	NC		No	No
Court of Claims	L	NC		No	No
Family Court	L	Reopened		Yes/No	No
District Court	L	NC		No	No
City Court	L	NC		No	No
Civil Court of the City of New York	L	NC		No	No
Town & Village Justice Court	L	NC		No	No
NORTH CAROLINA:					
Superior Court	G	NC		No	No
District Court	L	NC		Yes/No	No
NORTH DAKOTA:					
District Court	G	New filings		Yes/Yes (only counted if a hearing was held)	Yes/Yes
OHIO:					
Court of Common Pleas	G	Reopened		Yes/No (are counted separately in domestic relations cases)	Yes/No
Municipal Court	L	Reopened		Yes	Yes
County Court	L	Reopened		Yes	Yes
Court of Claims	L	NA		NA	NA
OKLAHOMA:					
District Court	G	Reopened		No	No
OREGON:					
Circuit Court	G	Reopened, not counted		Yes/No	Yes/No
Justice Court	L	NA		NA	NA
Municipal Court	L	NA		NA	NA
PENNSYLVANIA:					
Court of Common Pleas	G	Reopened		No	No
District Justice Court	L	New filings		NA	NA
PUERTO RICO:					
Court of First Instance	G	New filings		Yes/No	No

(continued on next page)

FIGURE H: Method of Counting Civil Cases in State Trial Courts, 2000 (continued)

State/Court name:	Jurisdiction	Are reopened cases counted as new filings, or identified separately as reopened cases?	Qualifications or Conditions	Are enforcement/collection proceedings counted? If yes, are they counted separately from new case filings?	Are temporary injunctions counted? If yes, are they counted separately from new case filings?
RHODE ISLAND:					
Superior Court	G	Reopened		No	Yes/No
District Court	L	Reopened		No	Yes/Yes
Family Court	L	Reopened		No	Yes/Yes
Probate Court	L	NA		NA	NA
SOUTH CAROLINA:					
Circuit Court	G	Reopened		No	No (Permanent
Family Court	L	Reopened		No	No injunctions
Magistrate Court	L	Reopened		No	No are counted
Probate Court	L	Reopened		No	No as a new filing)
SOUTH DAKOTA:					
Circuit Court	G	NC		No	Yes/No
TENNESSEE:					
Circuit Court	G	Reopened	(varies based on local practice)		(varies based on local practice)
Chancery Court	G	Reopened	(varies based on local practice)		(varies based on local practice)
General Sessions Court	L	Reopened	(varies based on local practice)		(varies based on local practice)
TEXAS:					
District Court	G	Reopened		No	No
Constitutional County Court	L	Reopened		No	No
County Court at Law	L	Reopened		No	No
Justice Court	L	New filings		No	No
UTAH:					
District Court	G	NC		No	Yes/No
Justice Court	L	NC		No	Yes/No
VERMONT:					
Superior Court	G	Reopened		No	Yes/No
District Court	G	Reopened		No	Yes/No
Family Court	G	Reopened		No	Yes/No
Probate Court	L	Reopened		No	N/Applicable
VIRGINIA:					
Circuit Court	G	Reopened	Reinstated cases		
District Court	L	New filings		Yes/No	No
WASHINGTON:					
Superior Court	G	Reopened		No	Yes/No
Municipal Court	L	New filings		NA	NA
District Court	L	New filings		No	NA
WEST VIRGINIA:					
Circuit Court	G	NC		No	Yes/No
Magistrate Court	L	NC		No	N/Applicable

(continued on next page)

FIGURE H: Method of Counting Civil Cases in State Trial Courts, 2000 (continued)

State/Court name:	Jurisdiction	Are reopened cases counted as new filings, or identified separately as reopened cases?	Qualifications or Conditions	Are enforcement/collection proceedings counted? If yes, are they counted separately from new case filings?	Are temporary injunctions counted? If yes, are they counted separately from new case filings?
WISCONSIN:					
Circuit Court	G	New filings	Identified with R (reopened) suffix, but included in total count	No	Yes/Yes
WYOMING:					
District Court	G	Reopened		No	No
Justice of the Peace Court	L	Reopened		No	NA
County Court	L	Reopened		No	NA

JURISDICTION CODES:

- G = General Jurisdiction Court
- L = Limited Jurisdiction Court
- NA = Information is not available
- NC = Information is not collected/counted
- N/Applicable = Civil case types heard by this court are not applicable to this figure.

Source: State administrative offices of the courts.

Sate Court Caseload Tables

2000 State Court Caseload Tables

- 105 TABLE 1: Reported National Caseload for State Appellate Courts, 2000.
Mandatory jurisdiction cases and discretionary jurisdiction petitions
in courts of last resort and intermediate appellate courts.
- 106 TABLE 2: Reported Total Caseload for All State Appellate Courts, 2000.
Total mandatory cases, total discretionary petitions, and total discretionary petitions
granted that are filed and disposed. The number of and filed-per-judge figures for both
the sum of mandatory cases and discretionary petitions, and the sum of mandatory cases
and discretionary petitions granted. Court type and the point at which cases are counted.
- 117 TABLE 3: Selected Caseload and Processing Measures for Mandatory Cases in State
Appellate Courts, 2000. Court type. Filed and disposed cases. Disposed as a percent
of filed. Number of judges. Filed per judge. Filed per 100,000 total population.
- 123 TABLE 4: Selected Caseload and Processing Measures for Discretionary Petitions in State Appellate
Courts, 2000. Court type. Filed and disposed cases. Disposed as a percent of filed.
Number of judges. Filed per judge. Filed per 100,000 total population.
- 128 TABLE 5: Selected Caseload and Processing Measures for Discretionary Petitions Granted in State
Appellate Courts, 2000. Court type. Filed, filed granted, and granted disposed cases.
Granted as a percent of filed. Disposed as a percent of granted. Number of judges.
Filed granted per judge.
- 133 TABLE 6: Opinions Reported by State Appellate Courts, 2000.
Opinion unit of count. Composition of opinion count. Signed opinions.
Number of justices/judges. Number of opinions/judge. Number of lawyer support
personnel.
- 137 TABLE 7: Reported National Civil and Criminal Caseloads for State Trial Courts, 2000.
Civil and criminal cases in general jurisdiction and limited jurisdiction courts.
- 139 TABLE 8: Reported Grand Total State Trial Court Caseload, 2000.
Jurisdiction, parking, criminal unit of count, and support/custody codes.
Case filings and dispositions. Dispositions as a percentage of filings.
Filings per 100,000 total population.
- 147 TABLE 9: Reported Total State Trial Court Civil Caseload, 2000.
Jurisdiction, support/custody codes. Case filings and dispositions. Dispositions as
a percentage of filings. Filings per 100,000 total population.
- 155 TABLE 10: Reported Total State Trial Court Criminal Caseload, 2000.
Jurisdiction, criminal unit of count, and point of filing codes. Case filings
and dispositions. Dispositions as a percentage of filings. Filings per
100,000 adult population.
- 162 TABLE 11: Reported Total State Trial Court Traffic/Other Violation Caseload, 2000.
Jurisdiction, parking codes. Case filings and dispositions. Dispositions as a
percentage of filings. Filings per 100,000 total population.
- 168 TABLE 12: Reported Total State Trial Court Juvenile Caseload, 2000.
Jurisdiction, point of filing codes. Case filings and dispositions. Dispositions
as a percentage of filings. Filings per 100,000 juvenile population.
- 172 TABLE 13: Mandatory Caseload in State Appellate Courts, 1991-2000.
Case filings and dispositions, 1991-2000.
- 182 TABLE 14: Discretionary Petitions in State Appellate Courts, 1991-2000.
Case filings and dispositions, 1991-2000.
- 190 TABLE 15: Felony Caseload in State Trial Courts of General Jurisdiction, 1991-2000.
Case filings, 1991-2000.
- 194 TABLE 16: Tort Caseload in State Trial Courts of General Jurisdiction, 1991-2000.
Case filings, 1991-2000.

TABLE 1: Reported National Caseload for State Appellate Courts, 2000

<u>Reported Caseload</u>	<u>Filed</u>	<u>Disposed</u>	
Courts of last resort:			
I. Mandatory jurisdiction appeals:			
A. Number of reported complete cases	27,700	26,559	
Number of courts reporting complete data	45	44	
B. Number of reported complete cases that include some discretionary petitions	4,099	4,555	
Number of courts reporting complete data with some discretionary petitions	6	8	
C. Number of reported cases that are incomplete	132	0	
Number of courts reporting incomplete data	1	0	
D. Number of reported cases that are incomplete and include some discretionary petitions	912	9,060	
Number of courts reporting incomplete data that include some discretionary petitions	2	2	
II. Discretionary jurisdiction petitions:			
A. Number of reported complete petitions	57,454	54,546	
Number of courts reporting complete petitions	52	48	
B. Number of reported complete petitions that include some mandatory cases	4,164	2,071	
Number of courts reporting complete petitions that include some mandatory cases	2	3	
C. Number of reported petitions that are incomplete	1,500	4,324	
Number of courts reporting incomplete petitions	2	3	
Intermediate appellate courts:			
I. Mandatory jurisdiction appeals:			
A. Number of reported complete cases	131,205	131,442	
Number of courts reporting complete data	37	33	
B. Number of reported complete cases that include some discretionary petitions	28,518	43,413	
Number of courts reporting complete data with some discretionary petitions	7	11	
C. Number of reported cases that are incomplete	4,210	4,341	
Number of courts reporting incomplete data	1	1	
II. Discretionary jurisdiction petitions:			
A. Number of reported complete petitions	30,762	31,371	
Number of courts reporting complete petitions	18	18	
B. Number of reported complete petitions that include some mandatory cases	0	0	
Number of courts reporting complete petitions that include some mandatory cases	0	0	
C. Number of reported petitions that are incomplete	0	0	
Number of courts reporting incomplete petitions	0	0	
Summary section for all appellate courts:			
	Reported Filings		
	COLR	IAC	Total
A. Number of reported complete cases/petitions	85,154	161,967	247,121
B. Number of reported complete cases/petitions that include other case types	8,263	28,518	36,781
C. Number of reported cases/petitions that are incomplete	1,632	4,210	5,842
D. Number of reported cases/petitions that are incomplete and include other case types	912	0	912
Total	95,961	194,695	290,656
	Reported Dispositions		
	COLR	IAC	Total
A. Number of reported complete cases/petitions	81,105	162,813	243,918
B. Number of reported complete cases/petitions that include other case types	6,626	43,413	50,039
C. Number of reported cases/petitions that are incomplete	5,230	4,341	9,571
D. Number of reported cases/petitions that are incomplete and include other case types	0	0	0
Total	92,961	210,567	303,528

TABLE 2: Reported Total Caseload for All State Appellate Courts, 2000

<u>State/Court name:</u>	TOTAL CASES FILED						
	<u>Total mandatory cases filed</u>	<u>Total discretionary petitions filed</u>	<u>Total discretionary petitions filed granted</u>	<u>Sum of mandatory cases and discretionary petitions filed</u>		<u>Sum of mandatory cases and discretionary petitions filed granted</u>	
				<u>Number</u>	<u>Filed per judge</u>	<u>Number</u>	<u>Filed per judge</u>
States with one court of last resort and one intermediate appellate court							
ALASKA							
Supreme Court	335	194	5	529	106	340	68
Court of Appeals	295	34	0	329	110	295	98
State Total	630	228	5	858	107	635	79
ARIZONA							
Supreme Court	58	1,307	NA	1,365	273		
Court of Appeals	3,354	159	NA	3,513	160		
State Total	3,412	1,466		4,878	181		
ARKANSAS							
Supreme Court	418 C	(B)	117	418	60	535	76
Court of Appeals	1,355	164	15	1,519	127	1,370	114
State Total	1,773 *		132	1,937	102	1,905	100
CALIFORNIA							
Supreme Court	32	9,039	80 A	9,071	1,296	112	16
Courts of Appeal	16,143	8,895	NA	25,038	269		
State Total	16,175	17,934		34,109	341		
COLORADO							
Supreme Court	132 A	1,485	NA	1,617	231		
Court of Appeals	2,502	NJ	NJ	2,502	156	2,502	156
State Total	2,634 *	1,485		4,119	179		
CONNECTICUT							
Supreme Court	54	394	53	448	64	107	15
Appellate Court	1,204 B	(B)	NA				
State Total	1,258 *						
FLORIDA							
Supreme Court	109	2,622	NA	2,731	390		
District Courts of Appeal	18,983	3,901	NA	22,884	369		
State Total	19,092	6,523		25,615	371		
GEORGIA							
Supreme Court	633	1,210	53	1,843	263	686	98
Court of Appeals	2,974	420	82	3,394	339	3,056	306
State Total	3,607	1,630	135	5,237	308	3,742	220
HAWAII							
Supreme Court	646	79	34	725	145	680	136
Intermediate Court of Appeals	239	NJ	NJ	239	60	239	60
State Total	885	79	34	964	107	919	102
IDAHO							
Supreme Court	494 C	114	8	608	122	502	100
Court of Appeals	427	NJ	NJ	427	142	427	142
State Total	921 *	114	8	1,035	129	929	116
ILLINOIS **							
Supreme Court	877	2,245	102	3,122	446	979	140
Appellate Court	8,856 B	(B)	NA	8,856	170		
State Total	9,733 *			11,978	203		

TOTAL CASES DISPOSED

<u>Total mandatory cases disposed</u>	<u>Total discretionary petitions disposed</u>	<u>Total discretionary petitions granted disposed</u>	<u>Sum of mandatory cases and discretionary petitions disposed</u>	<u>Sum of mandatory cases and discretionary petitions granted disposed</u>	<u>Court type</u>	<u>Point at which cases are counted</u>
320	179	NA	499		COLR	1
285	30	NA	315		IAC	1
605	209		814			
51	1,196	NA	1,247		COLR	6
3,998	139	NA	4,137		IAC	6
4,049	1,335		5,384			
411 C	(B)	117	411	528	COLR	2
1,327	161	16	1,488	1,343	IAC	2
1,738 *		133	1,899	1,871		
9	8,868	92	8,877	101	COLR	6
18,737	9,466	NA	28,203		IAC	2
18,746	18,334		37,080			
(B)	1,563 B	NA	1,563		COLR	1
2,613	NJ	NJ	2,613	2,613	IAC	1
	1,563 *		4,176			
(B)	426 B	NA	426		COLR	1
1,120 B	(B)	NA	1,120		IAC	1
			1,546			
116	2,417	NA	2,533		COLR	1
18,466	3,784	NA	22,250		IAC	1
18,582	6,201		24,783			
560	1,171	51	1,731	611	COLR	2
3,000	419	82	3,419	3,082	IAC	2
3,560	1,590	133	5,150	3,693		
540	80	NA	620		COLR	2
198	NJ	NJ	198	198	IAC	2
738	80		818			
495 C	109	16	604	511	COLR	1
389	NJ	NJ	389	389	IAC	4
884 *	109	16	993	900		
938	2,238	0	3,176	938	COLR	1
8,909 B	(B)	NA	8,909		IAC	1
9,847 *			12,085			

(continued on next page)

TABLE 2: Reported Total Caseload for All State Appellate Courts, 2000 (continued)

State/Court name:	TOTAL CASES FILED						
	Total mandatory cases filed	Total discretionary petitions filed	Total discretionary petitions filed granted	Sum of mandatory cases and discretionary petitions filed		Sum of mandatory cases and discretionary petitions filed granted	
				Number	Filed per judge	Number	Filed per judge
IOWA							
Supreme Court	1,260 B	(B)	2	1,260	158	1,262	158
Court of Appeals	855	NJ	NJ	855	95	855	95
State Total	2,115 *		2	2,115	124	2,117	125
KANSAS							
Supreme Court	164	1,087	27	1,251	179	191	27
Court of Appeals	1,845 B	(B)	NA	1,845	185		
State Total	2,009 *			3,096	182		
KENTUCKY							
Supreme Court	401	847	NA	1,248	178		
Court of Appeals	2,882	76	NA	2,958	211		
State Total	3,283	923		4,206	200		
LOUISIANA							
Supreme Court	187	3,378	351	3,565	446	538	67
Courts of Appeal	4,557	6,127	1,745	10,684	198	6,302	117
State Total	4,744	9,505	2,096	14,249	230	6,840	110
MARYLAND							
Court of Appeals	270	741	117	1,011	144	387	55
Court of Special Appeals	1,998	324	13	2,322	179	2,011	155
State Total	2,268	1,065	130	3,333	167	2,398	120
MASSACHUSETTS							
Supreme Judicial Court	267	706	0	973	139	267	38
Appeals Court	2,164	768	NA	2,932	209		
State Total	2,431	1,474		3,905	186		
MICHIGAN							
Supreme Court	5	2,154	NA	2,159	308		
Court of Appeals	4,093 B	3,367	NA	7,460	266		
State Total	4,098 *	5,521		9,619	275		
MINNESOTA							
Supreme Court	125	622	79	747	107	204	29
Court of Appeals	1,999	116	NA	2,115	132		
State Total	2,124	738		2,862	124		
MISSISSIPPI							
Supreme Court	1,142 B	(B)	NA				
Court of Appeals	535	0	1	535	54	536	54
State Total	1,677				181		173
MISSOURI							
Supreme Court	252	786	75	1,038	148	327	47
Court of Appeals	3,724	NJ	NJ	3,724	116	3,724	116
State Total	3,976	786	75	4,762	122	4,051	104
NEBRASKA							
Supreme Court	80	247	60	327	47	140	20
Court of Appeals	1,260 B	(B)	NJ	1,260	180	1,260	180
State Total	1,340 *		60	1,587	113	1,400	100

TOTAL CASES DISPOSED

Total mandatory cases disposed	Total discretionary petitions disposed	Total discretionary petitions granted disposed	Sum of mandatory cases and discretionary petitions disposed	Sum of mandatory cases and discretionary petitions granted disposed	Court type	Point at which cases are counted
249 B	1,822	NA	2,071		COLR	1
912	NJ	NJ	912	912	IAC	4
1,161 *	1,822		2,983			
1,281 B	(B)	NA	1,281		COLR	5
2,240 B	(B)	NA	2,240		IAC	5
3,521 *			3,521			
378	793	NA	1,171		COLR	6
3,122	74	NA	3,196		IAC	3
3,500	867		4,367			
186	2,842	361	3,028	547	COLR	2
4,455	6,325	1,719	10,780	6,174	IAC	2
4,641	9,167	2,080	13,808	6,721		
267	712	NA	979		COLR	2
2,060	324	NA	2,384		IAC	2
2,327	1,036		3,363			
463	422	NA	885		COLR	2
2,145	768	NA	2,913		IAC	2
2,608	1,190		3,798			
(B)	2,300 B	NA	2,300		COLR	1
4,100 B	3,699	NA	4,100		IAC	1
			6,400			
121	666	77	787	198	COLR	1
1,961	118	NA	2,079		IAC	1
2,082	784		2,866			
598	NA	NA			COLR	2
535	0	NA	535	NA	IAC	2
1,133						
222	764	NA	986		COLR	1
3,781	NJ	NJ	3,781	3,781	IAC	1
4,003	764		4,767			
NA	NA	NA			COLR	1
1,224 B	(B)	NJ	1,224	1,224		1

(continued on next page)

TABLE 2: Reported Total Caseload for All State Appellate Courts, 2000 (continued)

State/Court name:	TOTAL CASES FILED						
	Total mandatory cases filed	Total discretionary petitions filed	Total discretionary petitions filed granted	Sum of mandatory cases and discretionary petitions filed		Sum of mandatory cases and discretionary petitions filed granted	
				Number	Filed per judge	Number	Filed per judge
NEW JERSEY							
Supreme Court	488	3,111	155	3,599	514	643	92
Appellate Div. of Super. Ct.	7,286	0	NA	7,286	228		
State Total	7,774	3,111		10,885	279		
NEW MEXICO ***							
Supreme Court	62	544	30	606	121	92	18
Court of Appeals	862	86	NA	948	95		
State Total	924	630		1,554	104		
NORTH CAROLINA							
Supreme Court	61	577	39	638	91	100	14
Court of Appeals	1,592	676	54	2,268	189	1,646	137
State Total	1,653	1,253	93	2,906	153	1,746	92
OHIO							
Supreme Court	620	1,735	134	2,355	336	754	108
Courts of Appeals	10,394	NJ	NJ	10,394	153	10,394	153
State Total	11,014	1,735	134	12,749	170	11,148	149
OREGON							
Supreme Court	248	1,037	0	1,285	184	248	35
Court of Appeals	3,977	NJ	NJ	3,977	398	3,977	398
State Total	4,225	1,037	0	5,262	310	4,225	249
PUERTO RICO							
Supreme Court	129	1,002	NA	1,131	162		
Circuit Court of Appeals	1,410	2,121	NA	3,531	107		
State Total	1,539	3,123		4,662	117		
SOUTH CAROLINA							
Supreme Court	140	1,066	95	1,206	241	235	47
Court of Appeals	900	NJ	NJ	900	100	900	100
State Total	1,040	1,066	95	2,106	150	1,135	81
UTAH							
Supreme Court	604 B	NA	NA				
Court of Appeals	796 B	(B)	NA	796	114		
State Total	1,400 *						
VIRGINIA****							
Supreme Court	201	2,878	257	3,079	440	458	65
Court of Appeals	623	2,445	418	3,068	279	1,041	95
State Total	824	5,323	675	6,147	342	1,499	83
WASHINGTON							
Supreme Court	63 B	1,458 A	NA	1,521	169		
Court of Appeals	3,797	391	NA	4,188	190		
State Total	3,860 *	1,849 *		5,709	184		
WISCONSIN							
Supreme Court	NJ	1,185	0	1,185	169		
Court of Appeals	3,472 B	(B)	NA	3,472	217		
State Total	3,472 *			4,657	202		

TOTAL CASES DISPOSED

Total mandatory cases disposed	Total discretionary petitions disposed	Total discretionary petitions granted disposed	Sum of mandatory cases and discretionary petitions disposed	Sum of mandatory cases and discretionary petitions granted disposed	Court type	Point at which cases are counted
481	3,084	NA	3,565		COLR	1
7,217	0	NA	7,217		IAC	1
7,698	3,084		10,782			
51	528	28	579	79	COLR	5
946 B	(B)	NA	946		IAC	5
997 *			1,525			
90	632	47	722	137	COLR	2
1,460	597	NA	2,057		IAC	2
1,550	1,229		2,779			
642	1,603	NA	2,245		COLR	1
11,621	NJ	NJ	11,621	11,621	IAC	1
12,263	1,603		13,866			
290 B	1,013	(B)	1,303	290	COLR	1
4,107	NJ	NJ	4,107	4,107	IAC	1
4,397 *	1,013		5,410	4,397		
144	1,085	NA	1,229		COLR	1
1,551	2,278	NA	3,829		IAC	1
1,695	3,363		5,058			
271		NA	271		COLR	2
813	NJ	NJ	813	813	IAC	4
1,084	0		1,084			
587 B	(B)	NA			COLR	1
755 B	(B)	NA	755		IAC	1
1,342 *						
193	2,797	0	2,990	193	COLR	1
678	2,554	NA	3,232		IAC	1
871	5,351		6,222			
85 B	1,332 A	NA	1,417		COLR	6
3,898	340	NA	4,238		IAC	6
3,983 *	1,672 *		5,655			
NJ	1,170	116	1,170	116	COLR	6
3,574 B	(B)	NA	3,574		IAC	6
3,574 *			4,744			

(continued on next page)

TABLE 2: Reported Total Caseload for All State Appellate Courts, 2000 (continued)

State/Court name:	TOTAL CASES FILED						
	Total mandatory cases filed	Total discretionary petitions filed	Total discretionary petitions filed granted	Sum of mandatory cases and discretionary petitions filed		Sum of mandatory cases and discretionary petitions filed granted	
				Number	Filed per judge	Number	Filed per judge
States with no intermediate appellate court							
DELAWARE							
Supreme Court	656	0	NA	656	131		
DISTRICT OF COLUMBIA							
Court of Appeals	1,698	45	2	1,743	194	1,700	189
MAINE							
Supreme Judicial Court	442 B	(B)	NA	442	63		
MONTANA							
Supreme Court	580	288	NA	868	124		
NEVADA							
Supreme Court	1,803	NJ	NJ	1,803	258	1,803	258
NEW HAMPSHIRE							
Supreme Court	NJ	834	NA	834	167		
NORTH DAKOTA							
Supreme Court	334	16	NA	350	70		
RHODE ISLAND							
Supreme Court	372	163	6	535	107	378	76
SOUTH DAKOTA							
Supreme Court	396 B	42 A	0	438	88	396	79
VERMONT							
Supreme Court	545	27	NA	572	114		
WEST VIRGINIA							
Supreme Court of Appeals	NJ	3,029	1,773	3,029	606	1,773	355
WYOMING							
Supreme Court	364	NJ	NJ	364	73	364	73

TOTAL CASES DISPOSED

<u>Total mandatory cases disposed</u>	<u>Total discretionary petitions disposed</u>	<u>Total discretionary petitions granted disposed</u>	<u>Sum of mandatory cases and discretionary petitions disposed</u>	<u>Sum of mandatory cases and discretionary petitions granted disposed</u>	<u>Court type</u>	<u>Point at which cases are counted</u>
599	0	NA	599		COLR	1
1,906	44	NA	1,950		COLR	1
542 B	(B)	NA	542		COLR	1
591	252	NA	843		COLR	1
1,932	NJ	NJ	1,932	1,932	COLR	2
NJ	717	NA	717		COLR	1
347	22	NA	369		COLR	1
378	185	NA	563		COLR	1
407 B	(B)	NA	407		COLR	2
529	28	NA	557		COLR	1
NJ	1,412 A	0	1,412	0	COLR	1
389	NJ	NJ	389	389	COLR	1

(continued on next page)

TABLE 2: Reported Total Caseload for All State Appellate Courts, 2000 (continued)

State/Court name:	TOTAL CASES FILED						Sum of mandatory cases and discretionary petitions filed granted	
	Total mandatory cases filed	Total discretionary petitions filed	Total discretionary petitions filed granted	Sum of mandatory cases and discretionary petitions filed		Number	Filed per judge	
				Number	Filed per judge			
States with multiple appellate courts at any level								
ALABAMA								
Supreme Court	1,174	1,224	NA	2,398	266			
Court of Civil Appeals	1,404	NJ	NJ	1,404	281	1,404	281	
Court of Criminal Appeals	2,630	NJ	NJ	2,630	526	2,630	526	
State Total	5,208	1,224		6,432	339			
INDIANA								
Supreme Court	285	827	NA	1,112	222			
Court of Appeals	2,160	NA	164			2,324	155	
Tax Court	131	NJ	NJ	131	9	131	9	
State Total	2,576							
NEW YORK								
Court of Appeals	300	4,381	NA	4,681	669			
Appellate Div. of Sup. Ct.	11,110 B	(B)	NA	11,110	198			
Appellate Terms of Sup. Ct.	2,078 B	(B)	NA	2,078	139			
State Total	13,488 *			17,869	229			
OKLAHOMA								
Supreme Court	1,339	502	NA	1,841	205			
Court of Criminal Appeals	1,620	NJ	NJ	1,620	324	1,620	324	
Court of Appeals	499	NJ	NJ	499	42	499	42	
State Total	3,458	502		3,960	152			
PENNSYLVANIA								
Supreme Court	327	2,884	NA	3,211	459			
Superior Court	8,131	NJ	NJ	8,131	542	8,131	542	
Commonwealth Court	4,210 A	NA	NA					
State Total	12,668 *							
TENNESSEE								
Supreme Court	330	989	83	1,319	264	413	83	
Court of Criminal Appeals	1,143	86	27	1,229	102	1,170	98	
Court of Appeals	1,161	282	159	1,443	120	1,320	110	
State Total	2,634	1,357	269	3,991	138	2,903	100	
TEXAS								
Supreme Court	4	1,376	103	1,380	153	107	12	
Court of Criminal Appeals	8,714	2,271	170	10,985	1,221	8,884	987	
Courts of Appeals	12,343	NJ	NJ	12,343	154	12,343	154	
State Total	21,061	3,647	273	24,708	252	21,334	218	

COURT TYPE:

COLR = Court of last resort
 IAC = Intermediate appellate court

POINTS AT WHICH CASES ARE COUNTED:

1 = At the notice of appeal
 2 = At the filing of trial record
 3 = At the filing of trial record and complete briefs
 4 = At transfer
 5 = Other
 6 = Varies

TOTAL CASES DISPOSED

Total mandatory cases disposed	Total discretionary petitions disposed	Total discretionary petitions granted disposed	Sum of mandatory cases and discretionary petitions disposed	Sum of mandatory cases and discretionary petitions granted disposed	Court type	Point at which cases are counted
851	1,386	NA	2,237		COLR	1
1,538	NJ	NJ	1,538	1,538	IAC	1
2,676	NJ	NJ	2,676	2,676	IAC	1
5,065	1,386		6,451			
356	904	0	1,260	356	COLR	6
2,157	NA	164		2,321	IAC	6
132	NJ	NJ	132	132	IAC	6
2,645		164		2,809		
170	4,256	105	4,426	275	COLR	1
20,063 B	(B)	NA	20,063		IAC	2
2,238 B	(B)	NA	2,238		IAC	2
22,471 *			26,727			
1,625	502	NA	2,127		COLR	1
1,604	NJ	NJ	1,604	1,604	COLR	2
737	NJ	NJ	737	737	IAC	4
3,966	502		4,468			
548	2,996	NA	3,544		COLR	6
7,165	NJ	NJ	7,165	7,165	IAC	1
4,341 A	NA	NA			IAC	1
12,054 *						
344	817	NA	1,161		COLR	1
1,289 B	74	(B)	1,363	1,289	IAC	1
1,055 B	80	(B)	1,135	1,055	IAC	1
2,688 *	971		3,659			
4	1,381	0	1,385	4	COLR	1
7,764	2,578	186	10,342	7,950	COLR	5
13,429	NJ	NJ	13,429	13,429	IAC	1
21,197	3,959	186	25,156	21,383		

NOTE:

NA = Indicates that the data are unavailable. Blank spaces indicate that a calculation is inappropriate.

NJ = This case type is not handled in this court.

() = **Mandatory and discretionary jurisdiction** cases cannot be separately identified. Data are reported within the jurisdiction where the court has the majority of its caseload.

(continued on next page)

TABLE 2: Reported Total Caseload for All State Appellate Courts, 2000 (continued)

QUALIFYING FOOTNOTES:

An absence of a qualifying footnote indicates that the data are complete.

* See the qualifying footnote for each court within the state. Each footnote has an effect on the state's total.

** Total mandatory cases filed and disposed in the Illinois Supreme Court do not include the **miscellaneous record cases**.

*** Total mandatory cases filed in the New Mexico Supreme Court do not include **petitions for extension of time** in criminal cases.

**** Total cases filed in the Virginia Supreme Court reflect data reported by the clerk's office.

***** Oklahoma appellate data were not available for 2000. Data are repeated from 1998.

A: The following courts' data are incomplete:

California—Supreme Court—Total **discretionary petitions granted** filed data do not include **original proceedings**.

Colorado—Supreme Court—Total **mandatory** filed data do not include some reopened cases, some **disciplinary matters**, and some **interlocutory decisions**.

Pennsylvania—Commonwealth Court—Total **mandatory** filed and disposed data do not include some **administrative agency cases** and some **original proceedings**.

South Dakota—Supreme Court—Total **discretionary petitions** filed data do not include some **advisory opinions**, which are reported with **mandatory jurisdiction cases**.

Washington—Supreme Court—Total **discretionary petitions** filed and disposed data do not include some civil and criminal **discretionary petitions**.

B: The following courts' data are overinclusive:

Colorado—Supreme Court—Total **discretionary petitions** disposed data include all **mandatory jurisdiction cases**.

Connecticut—Supreme Court—Total **discretionary petitions** filed and disposed data include all **mandatory jurisdiction cases**.
—Appellate Court—Total **mandatory** filed and disposed data include **discretionary petitions**.

Illinois—Appellate Court—Total **mandatory** filed and disposed data include all **discretionary petitions**.

Iowa—Supreme Court—Total **mandatory** filed and disposed data include some **discretionary petitions**.

Kansas—Supreme Court—Total **mandatory** disposed data include **discretionary petitions** that were disposed.
—Court of Appeals—Total **mandatory** filed and disposed data include all **discretionary petitions**.

Maine—Supreme Judicial Court—Total **mandatory** filed and disposed data include **discretionary petitions**.

Michigan—Supreme Court—Total **discretionary petitions** disposed data include **mandatory cases** disposed.

Mississippi—Supreme Court—Total **mandatory** filed data include all **discretionary petitions**.

Nebraska—Court of Appeals—Total **mandatory** filed and disposed data include all **discretionary petitions**.

New Mexico—Court of Appeals—Total **mandatory** disposed data include all **discretionary petitions**.

New York—Appellate Divisions of Supreme Court—Total **mandatory** filed and disposed data include all **discretionary petitions** that were disposed.

—Appellate Terms of Supreme Court—Total **mandatory** filed and disposed data include **discretionary petitions**.

Oregon—Supreme Court—Total **mandatory** disposed data include all **discretionary petitions** that were granted.

South Dakota—Supreme Court—Total **mandatory** filed data include **discretionary advisory opinions**. Total **mandatory** disposed data include all **discretionary petitions** that were disposed.

Tennessee—Court of Criminal Appeals—Total **mandatory** disposed data include **discretionary petitions filed granted, and disposed**.

—Court of Appeals—Total **mandatory** disposed data include **discretionary petitions filed granted, and disposed**.

Utah—Supreme Court—Total **mandatory** filed and disposed data include all **discretionary petitions**.

—Court of Appeals—Total **mandatory** filed and disposed data include all **discretionary petitions**.

Washington—Supreme Court—Total **mandatory** filed and disposed data include some **discretionary petitions**.

Wisconsin—Court of Appeals—Total **mandatory** filed and disposed data include all **discretionary petitions**.

C: The following courts' data are both incomplete and overinclusive:

Arkansas—Supreme Court—Total **mandatory** filed and disposed data include a few **discretionary petitions**, but do not include mandatory **attorney disciplinary cases** and **certified questions** from the federal courts.

Idaho—Supreme Court—Total **mandatory** filed and disposed data include **discretionary original proceedings, interlocutory decisions and advisory opinions**, but do not include mandatory **interlocutory decisions**.

TABLE 3: Selected Caseload and Processing Measures for Mandatory Cases in State Appellate Courts, 2000

<u>State/Court name:</u>	<u>Court type</u>	<u>Filed</u>	<u>Disposed</u>	<u>Disposed as a percent of filed</u>	<u>Number of judges</u>	<u>Filed per judge</u>	<u>Filed per 100,000 population</u>
States with one court of last resort and one intermediate appellate court							
ALASKA							
Supreme Court	COLR	335	320	96	5	67	53
Court of Appeals	IAC	295	285	97	3	98	47
State Total		630	605	96	8	79	100
ARIZONA							
Supreme Court	COLR	58	51	88	5	12	1
Court of Appeals	IAC	3,354	3,998	119	22	152	65
State Total		3,412	4,049	119	27	126	67
ARKANSAS							
Supreme Court	COLR	418 C	411 C	98	7	60	16
Court of Appeals	IAC	1,355	1,327	98	12	113	51
State Total		1,773 *	1,738 *	98	19	93	66
CALIFORNIA							
Supreme Court	COLR	32	9	28	7	5	1
Courts of Appeal	IAC	16,143	18,737	116	93	174	48
State Total		16,175	18,746	116	100	162	48
COLORADO							
Supreme Court	COLR	132 A	(B)		7	19	3
Court of Appeals	IAC	2,502	2,613	104	16	156	58
State Total		2,634 *	2,613		23	115	61
CONNECTICUT							
Supreme Court	COLR	54	(B)		7	8	2
Appellate Court	IAC	1,204 B	1,120 B	93	9	134	35
State Total		1,258 *	1,120 *	89	16	79	37
FLORIDA							
Supreme Court	COLR	109	116	106	7	16	1
District Courts of Appeal	IAC	18,983	18,466	97	62	306	119
State Total		19,092	18,582	97	69	277	119
GEORGIA							
Supreme Court	COLR	633	560	88	7	90	8
Court of Appeals	IAC	2,974	3,000	101	10	297	36
State Total		3,607	3,560	99	17	212	44
HAWAII							
Supreme Court	COLR	646	540	84	5	129	53
Intermediate Court of Appeals	IAC	239	198	83	4	60	20
State Total		885	738	83	9	98	73
IDAHO							
Supreme Court	COLR	494 C	495 C	100	5	99	38
Court of Appeals	IAC	427	389	91	3	142	33
State Total		921 *	884 *	96	8	115	71
ILLINOIS							
Supreme Court	COLR	877	938	107	7	125	7
Appellate Court	IAC	8,856 B	8,909 B	101	52	170	71
State Total		9,733 *	9,847 *	101	59	165	78

(continued on next page)

TABLE 3: Selected Caseload and Processing Measures for Mandatory Cases in State Appellate Courts, 2000 (continued)

<u>State/Court name:</u>	<u>Court type</u>	<u>Filed</u>	<u>Disposed</u>	<u>Disposed as a percent offiled</u>	<u>Number of judges</u>	<u>Filed per judge</u>	<u>Filed per 100,000 population</u>
IOWA							
Supreme Court	COLR	1,260 B	249 B	20	8	158	43
Court of Appeals	IAC	855	912	107	9	95	29
State Total		2,115 *	1,161 *	55	17	124	72
KANSAS							
Supreme Court	COLR	164	1,281 B		7	23	6
Court of Appeals	IAC	1,845 B	2,240 B	121	10	185	69
State Total		2,009 *	3,521 *		17	118	75
KENTUCKY							
Supreme Court	COLR	401	378	94	7	57	10
Court of Appeals	IAC	2,882	3,122	108	14	206	71
State Total		3,283	3,500	107	21	156	81
LOUISIANA							
Supreme Court	COLR	187	186	99	8	23	4
Courts of Appeal	IAC	4,557	4,455	98	54	84	102
State Total		4,744	4,641	98	62	77	106
MARYLAND							
Court of Appeals	COLR	270	267	99	7	39	5
Court of Special Appeals	IAC	1,998	2,060	103	13	154	38
State Total		2,268	2,327	103	20	113	43
MASSACHUSETTS							
Supreme Judicial Court	COLR	267	463	173	7	38	4
Appeals Court	IAC	2,164	2,145	99	14	155	34
State Total		2,431	2,608	107	21	116	38
MICHIGAN							
Supreme Court	COLR	5	(B)		7	1	0
Court of Appeals	IAC	4,093	4,100	100	28	146	41
State Total		4,098	4,100		35	117	41
MINNESOTA							
Supreme Court	COLR	125	121	97	7	18	3
Court of Appeals	IAC	1,999	1,961	98	16	125	41
State Total		2,124	2,082	98	23	92	43
MISSISSIPPI							
Supreme Court	COLR	1,142 B	598		9	127	40
Court of Appeals	IAC	535	535	100	10	54	20
State Total		1,677 *	1,133		19	88	62
MISSOURI							
Supreme Court	COLR	252	222	88	7	36	5
Court of Appeals	IAC	3,724	3,781	102	32	116	67
State Total		3,976	4,003	101	39	102	71
NEBRASKA							
Supreme Court	COLR	80	NA		7	11	5
Court of Appeals	IAC	1,260 B	1,224 B	97	7	180	74
State Total		1,340 *			14	96	78
NEW JERSEY							
Supreme Court	COLR	488	481	99	7	70	6
Appellate Div. of Super. Ct.	IAC	7,286	7,217	99	32	228	87
State Total		7,774	7,698	99	39	199	92

(continued on next page)

TABLE 3: Selected Caseload and Processing Measures for Mandatory Cases in State Appellate Courts, 2000 (continued)

<u>State/Court name:</u>	<u>Court type</u>	<u>Filed</u>	<u>Disposed</u>	<u>Disposed as a percent of filed</u>	<u>Number of judges</u>	<u>Filed per judge</u>	<u>Filed per 100,000 population</u>
NEW MEXICO							
Supreme Court	COLR	62	51	82	5	12	3
Court of Appeals	IAC	862	946 B		10	86	47
State Total		924	997 *		15	62	51
NORTH CAROLINA							
Supreme Court	COLR	61	90	148	7	9	1
Court of Appeals	IAC	1,592	1,460	92	12	133	20
State Total		1,653	1,550	94	19	87	21
OHIO							
Supreme Court	COLR	620	642	104	7	89	5
Courts of Appeals	IAC	10,394	11,621	112	68	153	92
State Total		11,014	12,263	111	75	147	97
OREGON							
Supreme Court	COLR	248	290 B		7	35	7
Court of Appeals	IAC	3,977	4,107	103	10	398	116
State Total		4,225	4,397 *		17	249	123
PUERTO RICO							
Supreme Court	COLR	129	144	112	7	18	3
Circuit Court of Appeals	IAC	1,410	1,551	110	33	43	38
State Total		1,539	1,695	110	40	38	41
SOUTH CAROLINA							
Supreme Court	COLR	140	271	194	5	28	3
Court of Appeals	IAC	900	813	90	9	100	22
State Total		1,040	1,084	104	14	74	26
UTAH							
Supreme Court	COLR	604 B	587 B	97	5	121	27
Court of Appeals	IAC	796 B	755 B	95	7	114	36
State Total		1,400 *	1,342 *	96	12	117	63
VIRGINIA							
Supreme Court	COLR	201	193	96	7	29	3
Court of Appeals	IAC	623	678	109	11	57	9
State Total		824	871	106	18	46	12
WASHINGTON							
Supreme Court	COLR	63 B	85 B	135	9	7	1
Court of Appeals	IAC	3,797	3,898	103	22	173	64
State Total		3,860 *	3,983 *	103	31	125	65
WISCONSIN							
Supreme Court	COLR	NJ	NJ		7		
Court of Appeals	IAC	3,472 B	3,574 B	103	16	217	65
State Total		3,472 *	3,574 *	103	23	151	65
States with no intermediate appellate court							
DELAWARE							
Supreme Court	COLR	656	599	91	5	131	84
DISTRICT OF COLUMBIA							
Court of Appeals	COLR	1,698	1,906	112	9	189	297

(continued on next page)

TABLE 3: Selected Caseload and Processing Measures for Mandatory Cases in State Appellate Courts, 2000 (continued)

<u>State/Court name:</u>	<u>Court type</u>	<u>Filed</u>	<u>Disposed</u>	<u>Disposed as a percent of filed</u>	<u>Number of judges</u>	<u>Filed per judge</u>	<u>Filed per 100,000 population</u>
MAINE							
Supreme Judicial Court	COLR	442 B	542 B	123	7	63	35
MONTANA							
Supreme Court	COLR	580	591	102	7	83	64
NEVADA							
Supreme Court	COLR	1,803	1,932	107	7	258	90
NEW HAMPSHIRE							
Supreme Court	COLR	NJ	NJ		5		
NORTH DAKOTA							
Supreme Court	COLR	334	347	104	5	67	52
RHODE ISLAND							
Supreme Court	COLR	372	378	102	5	74	35
SOUTH DAKOTA							
Supreme Court	COLR	396 B	407 B	103	5	79	52
VERMONT							
Supreme Court	COLR	545	529	97	5	109	90
WEST VIRGINIA							
Supreme Court of Appeals	COLR	NJ	NJ		5		
WYOMING							
Supreme Court	COLR	364	389	107	5	73	74
States with multiple appellate courts at any level							
ALABAMA							
Supreme Court	COLR	1,174	851	72	9	130	26
Court of Civil Appeals	IAC	1,404	1,538	110	5	281	32
Court of Criminal Appeals	IAC	2,630	2,676	102	5	526	59
State Total		5,208	5,065	97	19	274	117
INDIANA							
Supreme Court	COLR	285	356	125	5	57	5
Court of Appeals	IAC	2,160	2,157	100	15	144	36
Tax Court	IAC	131	132	101	1	131	2
State Total		2,576	2,645	103	21	123	42
NEW YORK							
Court of Appeals	COLR	300	170	57	7	43	2
Appellate Div. of Sup. Ct.	IAC	11,110 B	20,063 B	181	56	198	59
Appellate Terms of Sup. Ct.	IAC	2,078 B	2,238 B	108	15	139	11
State Total		13,488 *	22,471 *	167	78	173	71
OKLAHOMA							
Supreme Court	COLR	1,339	1,625	121	9	149	39
Court of Criminal Appeals	COLR	1,620	1,604	99	5	324	47
Court of Appeals	IAC	499	737	148	12	42	14
State Total		3,458	3,966	115	26	133	100

(continued on next page)

TABLE 3: Selected Caseload and Processing Measures for Mandatory Cases in State Appellate Courts, 2000 (continued)

State/Court name:	Court type	Filed	Disposed	Disposed as a percent of filed	Number of judges	Filed per judge	Filed per 100,000 population
PENNSYLVANIA							
Supreme Court	COLR	327	548	168	7	47	3
Superior Court	IAC	8,131	7,165	88	15	542	66
Commonwealth Court	IAC	4,210 A	4,341 A	103	9	468	34
State Total		12,668 *	12,054 *	95	31	409	103
TENNESSEE							
Supreme Court	COLR	330	344	104	5	66	6
Court of Appeals	IAC	1,161	1,055 B		12	97	20
Court of Criminal Appeals	IAC	1,143	1,289 B		12	95	20
State Total		2,634	2,688 *		29	91	46
TEXAS							
Supreme Court	COLR	4	4	100	9	0	0
Court of Criminal Appeals	COLR	8,714	7,764	89	9	968	42
Courts of Appeals	IAC	12,343	13,429	109	80	154	59
State Total		21,061	21,197	101	98	215	101

COURT TYPE:

COLR = Court of Last Resort
 IAC = Intermediate Appellate Court

NOTE:

NA = Data are unavailable. Blank spaces indicate that a calculation is inappropriate.
 NJ = This case type is not handled in this court.
 (B) = **Mandatory jurisdiction** cases cannot be separately identified and are reported with **discretionary petitions**. (See Table 4.)

QUALIFYING FOOTNOTES:

The absence of a qualifying footnote indicates that data are complete.
 * See the qualifying footnote for each court in the state. Each footnote has an effect on the state total.

A: The following courts' data are incomplete:

Colorado—Supreme Court—Total **mandatory** filed data do not include some reopened cases, some **disciplinary matters**, and some **interlocutory decisions**.
 Pennsylvania—Commonwealth Court—Total **mandatory** filed and disposed data do not include some **administrative agency** cases and some **original proceedings**.

B: The following courts' data are overinclusive:

Connecticut—Appellate Court—Total **mandatory** filed and disposed data include all **discretionary petitions**.
 Illinois—Appellate Court—Total **mandatory** filed and disposed data include all **discretionary petitions**.
 Iowa—Supreme Court—Total **mandatory** filed and disposed data include some **discretionary petitions**.
 Kansas—Supreme Court—Total **mandatory** disposed data include **discretionary petitions** that were disposed.
 —Court of Appeals—Total **mandatory** filed and disposed data include all **discretionary petitions**.
 Maine—Supreme Judicial Court—Total **mandatory** filed and disposed data include **discretionary petitions**.
 Mississippi—Supreme Court—Total **mandatory** filed data include all **discretionary petitions**.
 Nebraska—Court of Appeals—Total **mandatory** filed and disposed data include all **discretionary petitions**.
 New Mexico—Court of Appeals—Total **mandatory** disposed data include all **discretionary petitions**.
 New York—Appellate Divisions of Supreme Court—Total **mandatory** filed and disposed data include **discretionary petitions**.
 —Appellate Terms of Supreme Court—Total **mandatory** filed and disposed data include **discretionary petitions**.
 Oregon—Supreme Court—Total **mandatory** disposed data include all **discretionary petitions** that were **granted**.
 South Dakota—Supreme Court—Total **mandatory** filed and disposed data include **discretionary advisory opinions**. Total **mandatory** disposed data include all discretionary petitions that were disposed.
 Tennessee—Court of Appeals— Total **mandatory** disposed data include **discretionary petitions filed granted, and disposed**.
 —Court of Criminal Appeals— Total **mandatory** disposed data include **discretionary petitions filed granted, and disposed**.

(continued on next page)

TABLE 3: Selected Caseload and Processing Measures for Mandatory Cases in State Appellate Courts, 2000 (continued)

Utah—Supreme Court—Total **mandatory** filed and disposed data include all **discretionary petitions**.

—Court of Appeals—Total **mandatory** filed and disposed data include all **discretionary petitions**.

Washington—Supreme Court—Total **mandatory** filed and disposed data include some **discretionary petitions**.

Wisconsin—Court of Appeals—Total **mandatory** filed and disposed data include all **discretionary petitions**.

C: The following courts' data are both incomplete and overinclusive:

Arkansas—Supreme Court—Total **mandatory** filed and disposed data include a few **discretionary petitions**, but do not include **mandatory attorney disciplinary cases** and **certified questions** from the federal courts.

Idaho—Supreme Court—Total **mandatory** filed and disposed data include **discretionary original proceedings, interlocutory decisions and advisory opinions**, but do not include **mandatory interlocutory decisions**.

TABLE 4: Selected Caseload and Processing Measures for Discretionary Petitions in State Appellate Courts, 2000

<u>State/Court name:</u>	<u>Court type</u>	<u>Filed</u>	<u>Disposed</u>	<u>Disposed as a percent of filed</u>	<u>Number of judges</u>	<u>Filed per judge</u>	<u>Filed per 100,000 population</u>
States with one court of last resort and one intermediate appellate court							
ALASKA							
Supreme Court	COLR	194	179	92	5	39	31
Court of Appeals	IAC	34	30	88	3	11	5
State Total		228	209	92	8	29	36
ARIZONA							
Supreme Court	COLR	1,307	1,196	92	5	261	25
Court of Appeals	IAC	159	139	87	22	7	3
State Total		1,466	1,335	91	27	54	29
ARKANSAS							
Supreme Court	COLR	453	448	99	7	65	17
Court of Appeals	IAC	164	161	98	12	14	6
State Total		617	609	99	19	32	23
CALIFORNIA							
Supreme Court	COLR	9,039	8,868	98	7	1291	27
Courts of Appeal	IAC	8,895	9,466	106	93	96	26
State Total		17,934	18,334	102	100	179	53
COLORADO							
Supreme Court	COLR	1,485	1,563 B		7	212	35
Court of Appeals	IAC	NJ	NJ		16		
State Total		1,485	1,563 *		23	65	35
CONNECTICUT							
Supreme Court	COLR	394	426		7	56	12
Appellate Court	IAC	NA	NA		9		
State Total					16		
FLORIDA							
Supreme Court	COLR	2,622	2,417	92	7	375	16
District Courts of Appeal	IAC	3,901	3,784	97	62	63	24
State Total		6,523	6,201	95	69	95	41
GEORGIA							
Supreme Court	COLR	1,210	1,171	97	7	173	15
Court of Appeals	IAC	420	419	100	10	42	5
State Total		1,630	1,590	98	17	96	20
HAWAII							
Supreme Court	COLR	79	80	101	5	16	7
Intermediate Court of Appeals	IAC	NJ	NJ		4		
State Total		79	80	101	9	9	7
IDAHO							
Supreme Court	COLR	114	109	96	5	23	9
Court of Appeals	IAC	NJ	NJ		3		
State Total		114	109	96	8	14	9
ILLINOIS							
Supreme Court	COLR	2,245	2,238	100	7	321	18
Appellate Court	IAC	NA	NA		52		
State Total					59		
IOWA							
Supreme Court	COLR	NA	1,822		8		
Court of Appeals	IAC	NJ	NJ		9		
State Total			1,822		17		

(continued on next page)

TABLE 4: Selected Caseload and Processing Measures for Discretionary Petitions in State Appellate Courts, 2000 (continued)

<u>State/Court name:</u>	<u>Court type</u>	<u>Filed</u>	<u>Disposed</u>	<u>Disposed as a percent of filed</u>	<u>Number of judges</u>	<u>Filed per judge</u>	<u>Filed per 100,000 population</u>
KANSAS							
Supreme Court	COLR	1,087	NA		7	155	40
Court of Appeals	IAC	29	NA		10	3	1
State Total		1,116			17	66	42
KENTUCKY							
Supreme Court	COLR	847	793	94	7	121	21
Court of Appeals	IAC	76	74	97	14	5	2
State Total		923	867	94	21	44	23
LOUISIANA							
Supreme Court	COLR	3,378	2,842	84	8	422	76
Courts of Appeal	IAC	6,127	6,325	103	54	113	137
State Total		9,505	9,167	96	62	153	213
MARYLAND							
Court of Appeals	COLR	741	712	96	7	106	14
Court of Special Appeals	IAC	324	324	100	13	25	6
State Total		1,065	1,036	97	20	53	20
MASSACHUSETTS							
Supreme Judicial Court	COLR	706	422	60	7	101	11
Appeals Court	IAC	768	768	100	14	55	12
State Total		1,474	1,190	81	21	70	23
MICHIGAN							
Supreme Court	COLR	2,154	2,300	107	7	308	22
Court of Appeals	IAC	3,367	3,699	110	28	120	34
State Total		5,521	5,999	109	35	158	56
MINNESOTA							
Supreme Court	COLR	622	666	107	7	89	13
Court of Appeals	IAC	116	118	102	16	7	2
State Total		738	784	106	23	32	15
MISSISSIPPI							
Supreme Court	COLR	NA	NA		9		
Court of Appeals	IAC	0	0		10		
MISSOURI							
Supreme Court	COLR	786	764	97	7	112	14
Court of Appeals	IAC	NJ	NJ		32		
State Total		786	764	97	39	20	14
NEBRASKA							
Supreme Court	COLR	247	377	153	7	35	14
Court of Appeals	IAC	NJ	377		6		
State Total		247	754	305	13	19	14
NEW JERSEY							
Supreme Court	COLR	3,111	3,084	99	7	444	37
Appellate Div. of Super. Ct.	IAC	0	0		32		
State Total		3,111	3,084	99	39	80	37
NEW MEXICO							
Supreme Court	COLR	544	528	97	5	109	30
Court of Appeals	IAC	86	NA		10	9	5
State Total		630			15	42	35

(continued on next page)

TABLE 4: Selected Caseload and Processing Measures for Discretionary Petitions in State Appellate Courts, 2000 (continued)

State/Court name:	Court type	Filed	Disposed	Disposed as a percent of filed	Number of judges	Filed per judge	Filed per 100,000 population
NORTH CAROLINA							
Supreme Court	COLR	577	632	110	7	82	7
Court of Appeals	IAC	676	597	88	12	56	8
State Total		1,253	1,229	98	19	66	16
OHIO							
Supreme Court	COLR	1,735	1,603	92	7	248	15
Courts of Appeals	IAC	NJ	NJ		68		
State Total		1,735	1,603	92	75	23	15
OREGON							
Supreme Court	COLR	1,037	1,013	98	7	148	30
Court of Appeals	IAC	NJ	NJ		10		
State Total		1,037	1,013	98	17	61	30
PUERTO RICO							
Supreme Court	COLR	1,002	1,085	108	7	143	40
Circuit Court of Appeals	IAC	2,121	2,278	107	11	193	85
State Total		3,123	3,363	108	18	174	125
SOUTH CAROLINA							
Supreme Court	COLR	1,066	1,045	98	5	213	27
Court of Appeals	IAC	NJ	NJ		9		
State Total		1,066	1,045	98	14	76	27
UTAH							
Supreme Court	COLR	NA	NA		5		
Court of Appeals	IAC	NA	NA		7		
State Total					12		
VIRGINIA							
Supreme Court	COLR	2,878	2,797	97	7	411	41
Court of Appeals	IAC	2,445	2,554	104	11	222	35
State Total		5,323	5,351	101	18	296	75
WASHINGTON							
Supreme Court	COLR	1,458 A	1,332 A	91	9	162	25
Court of Appeals	IAC	391	340	87	22	18	7
State Total		1,849 *	1,672 *	90	31	60	31
WISCONSIN							
Supreme Court	COLR	1,185	1,170	99	7	169	22
Court of Appeals	IAC	NA	NA		16		
State Total					23		
States with no intermediate appellate court							
DELAWARE							
Supreme Court	COLR	0	0		5		
DISTRICT OF COLUMBIA							
Court of Appeals	COLR	45	44	98	9	5	8
MAINE							
Supreme Judicial Court	COLR	257	256	100	7	37	20
MONTANA							
Supreme Court	COLR	288	252	88	7	41	32
NEVADA							
Supreme Court	COLR	NJ	NJ		7		

(continued on next page)

TABLE 4: Selected Caseload and Processing Measures for Discretionary Petitions in State Appellate Courts, 2000 (continued)

<u>State/Court name:</u>	<u>Court type</u>	<u>Filed</u>	<u>Disposed</u>	<u>Disposed as a percent of filed</u>	<u>Number of judges</u>	<u>Filed per judge</u>	<u>Filed per 100,000 population</u>
NEW HAMPSHIRE Supreme Court	COLR	834	717	86	5	167	67
NORTH DAKOTA Supreme Court	COLR	16	22	138	5	3	2
RHODE ISLAND Supreme Court	COLR	163	185	113	5	33	16
SOUTH DAKOTA Supreme Court	COLR	42 A	NA		5	8	6
VERMONT Supreme Court	COLR	27	28	104	5	5	4
WEST VIRGINIA Supreme Court of Appeals	COLR	3,029	1,412 A		5	606	168
WYOMING Supreme Court	COLR	NJ	NJ		5		
States with multiple appellate courts at any level							
ALABAMA							
Supreme Court	COLR	1,224	1,386	113	9	136	28
Court of Civil Appeals	IAC	NJ	NJ		5		
Court of Criminal Appeals	IAC	NJ	NJ		5		
State Total		1,224	1,386	113	19	64	28
INDIANA							
Supreme Court	COLR	827	904	109	5	165	14
Court of Appeals	IAC	NA	NA		15		
Tax Court	IAC	NJ	NJ		1		
State Total					21		
NEW YORK							
Court of Appeals	COLR	4,381	4,256	97	7	626	23
Appellate Div. of Sup. Ct.	IAC	NA	NA		56		
Appellate Terms of Sup. Ct.	IAC	NA	NA		15		
State Total					78		
OKLAHOMA							
Supreme Court	COLR	502	502	100	9	56	15
Court of Criminal Appeals	COLR	NJ	NJ		5		
Court of Appeals	IAC	NJ	NJ		12		
State Total		502	502	100	26	19	15
PENNSYLVANIA							
Supreme Court	COLR	2,884	2,996	104	7	412	23
Superior Court	IAC	NJ	NJ		15		
Commonwealth Court	IAC	NA	NA		9		
State Total					31		
TENNESSEE							
Supreme Court	COLR	989	817	83	5	198	17
Court of Appeals	IAC	282	80	28	12	24	5
Court of Criminal Appeals	IAC	86	74	86	12	7	2
State Total		1,357	971	72	29	47	24

(continued on next page)

TABLE 4: Selected Caseload and Processing Measures for Discretionary Petitions in State Appellate Courts, 2000 (continued)

<u>State/Court name:</u>	<u>Court type</u>	<u>Filed</u>	<u>Disposed</u>	<u>Disposed as a percent of filed</u>	<u>Number of judges</u>	<u>Filed per judge</u>	<u>Filed per 100,000 population</u>
TEXAS							
Supreme Court	COLR	1,376	1,381	100	9	153	7
Court of Criminal Appeals	COLR	2,271	2,578	114	9	252	11
Courts of Appeals	IAC	NJ	NJ		80		
State Total		3,647	3,959	109	98	37	17

COURT TYPE:

COLR = Court of Last Resort
 IAC = Intermediate Appellate Court

NOTE:

NA = Data are unavailable. Blank spaces indicate that a calculation is inappropriate.

NJ = This case type is not handled in this court.

(B) = **Discretionary petitions** cannot be separately identified and are reported with **mandatory** cases. (See Table 3).

QUALIFYING FOOTNOTES:

The absence of a qualifying footnote indicates that data are complete.

* See the qualifying footnote for each court in the state. Each footnote has an effect on the state's total.

A: The following courts' data are incomplete:

South Dakota—Supreme Court—Total **discretionary petitions** filed data do not include some **discretionary advisory opinions**, which are reported with **mandatory jurisdiction** cases.

Washington—Supreme Court—Total **discretionary petitions** filed and disposed data do not include some civil and criminal **discretionary petitions** that are reported with **mandatory jurisdiction** cases.

B: The following courts' data are overinclusive:

Colorado—Supreme Court—Total **discretionary petitions** disposed data include all **mandatory disposed** cases.

TABLE 5: Selected Caseload and Processing Measures for Discretionary Petitions Granted in State Appellate Courts, 2000

<u>State/Court name:</u>	<u>Court type</u>	<u>Discretionary petitions:</u>			<u>Granted as a percent of filed</u>	<u>Disposed as a percent of granted</u>	<u>Number of judges</u>	<u>Filed granted per judge</u>
		<u>Filed</u>	<u>Filed granted</u>	<u>Granted disposed</u>				
States with one court of last resort and one intermediate appellate court								
ALASKA								
Supreme Court	COLR	194	5	NA	3		5	1
Court of Appeals	IAC	34	0	NA			3	
State Total		228	5		2			
ARIZONA								
Supreme Court	COLR	1,307	NA	NA			5	
Court of Appeals	IAC	159	NA	NA			22	
State Total		1,466						
ARKANSAS								
Supreme Court	COLR	453	117	117	26	100	7	17
Court of Appeals	IAC	164	15	16	9	107	12	1
State Total		617	132	133	21	101	19	7
CALIFORNIA								
Supreme Court	COLR	9,039	80 A	92			7	11
Courts of Appeal	IAC	8,895	NA	NA			93	
State Total		17,934						
COLORADO								
Supreme Court	COLR	1,485	NA	NA			7	
Court of Appeals	IAC	NJ	NJ	NJ			16	
State Total		1,485						
CONNECTICUT								
Supreme Court	COLR	394	53	NA	13		7	8
Appellate Court	IAC	NA	NA	NA			9	
State Total								
FLORIDA								
Supreme Court	COLR	2,622	NA	NA			7	
District Courts of Appeal	IAC	3,901	NA	NA			62	
State Total		6,523						
GEORGIA								
Supreme Court	COLR	1,210	53	51	4	96	7	8
Court of Appeals	IAC	420	82	82	20	100	10	8
State Total		1,630	135	133	8	99	17	8
HAWAII								
Supreme Court	COLR	79	34	NA	43		5	7
Intermediate Court of Appeals	IAC	NJ	NJ	NJ			4	
State Total		79	34		43			
IDAHO								
Supreme Court	COLR	114	8	16	7	200	5	2
Court of Appeals	IAC	NJ	NJ	NJ			3	
State Total		114	8	16	7	200		
ILLINOIS								
Supreme Court	COLR	2,245	102	0	5		7	15
Appellate Court	IAC	NA	NA	NA			52	
State Total								

(continued on next page)

TABLE 5: Selected Caseload and Processing Measures for Discretionary Petitions Granted in State Appellate Courts, 2000 (continued)

State/Court name:	Court type	Discretionary petitions:			Granted as a percent of filed	Disposed as a percent of granted	Number of judges	Filed granted per judge
		Filed	Filed granted	Granted disposed				
IOWA								
Supreme Court	COLR	NA	2	NA			8	0
Court of Appeals	IAC	NJ	NJ	NJ			9	
State Total			2					
KANSAS								
Supreme Court	COLR	1,087	27	NA	2		7	4
Court of Appeals	IAC	29	NA	NA			10	
State Total		1,116						
KENTUCKY								
Supreme Court	COLR	847	NA	NA			7	
Court of Appeals	IAC	76	NA	NA			14	
State Total		923						
LOUISIANA								
Supreme Court	COLR	3,378	351	361	10	103	8	44
Courts of Appeal	IAC	6,127	1,745	1,719	28	99	54	32
State Total		9,505	2,096	2,080	22	99	62	34
MARYLAND								
Court of Appeals	COLR	741	117	NA	16		7	17
Court of Special Appeals	IAC	324	13	NA	4		13	1
State Total		1,065	130		12			
MASSACHUSETTS								
Supreme Judicial Court	COLR	706	0	NA			7	
Appeals Court	IAC	768	NA	NA			14	
State Total		1,474						
MICHIGAN								
Supreme Court	COLR	2,154	NA	NA			7	
Court of Appeals	IAC	3,367	NA	NA			28	
State Total		5,521						
MINNESOTA								
Supreme Court	COLR	622	79	77	13	97	7	11
Court of Appeals	IAC	116	NA	NA			16	
State Total		738						
MISSISSIPPI								
Supreme Court	COLR	NA	NA	NA			9	
Court of Appeals	IAC	1	1	NA			10	0
State Total								
MISSOURI								
Supreme Court	COLR	786	75	NA	10		7	11
Court of Appeals	IAC	NJ	NJ	NJ			32	
State Total		786	75		10			
NEBRASKA								
Supreme Court	COLR	247	60	NA	24		7	9
Court of Appeals	IAC	NJ	NJ	NJ			7	
State Total		247	60		24			
NEW JERSEY								
Supreme Court	COLR	3,111	155	NA	5		7	22
Appellate Div. of Super. Ct.	IAC	0	NA	NA			32	
State Total		3,111						

(continued on next page)

TABLE 5: Selected Caseload and Processing Measures for Discretionary Petitions Granted in State Appellate Courts, 2000 (continued)

State/Court name:	Court type	Discretionary petitions:			Granted as a percent of filed	Disposed as a percent of granted	Number of judges	Filed granted per judge
		Filed	Filed granted	Granted disposed				
NEW MEXICO								
Supreme Court	COLR	544	30	28	6	93	5	
Court of Appeals	IAC	86	NA	NA			10	
State Total		630						
NORTH CAROLINA								
Supreme Court	COLR	577	39	47	7	121	7	6
Court of Appeals	IAC	676	54	NA	8		12	5
State Total		1,253	93		7			
OHIO								
Supreme Court	COLR	1,735	134	NA	8		7	19
Courts of Appeals	IAC	NJ	NJ	NJ			68	
State Total		1,735	134		8			
OREGON								
Supreme Court	COLR	1,037	0	NA			7	
Court of Appeals	IAC	NJ	NJ	NJ			10	
State Total		1,037	0		0			
PUERTO RICO								
Supreme Court	COLR	1,002	NA	NA	7			
Court of Appeals	IAC	2,121	NA	NA	33			
State Total		3,123						
SOUTH CAROLINA								
Supreme Court	COLR	1,066	95	NA	9		5	19
Court of Appeals	IAC	NJ	NJ	NJ			9	
State Total		1,066	95		9			
UTAH								
Supreme Court	COLR	NA	NA	NA			5	
Court of Appeals	IAC	NA	NA	NA			7	
State Total								
VIRGINIA								
Supreme Court	COLR	2,878	257	0	9		7	37
Court of Appeals	IAC	2,445	418	NA	17		11	38
State Total		5,323	675		13			
WASHINGTON								
Supreme Court	COLR	1,458 A	NA	NA			9	
Court of Appeals	IAC	391	NA	NA			22	
State Total		1,849 *						
WISCONSIN								
Supreme Court	COLR	1,185	0	116			7	
Court of Appeals	IAC	NA	NA	NA			16	
State Total								
States with no intermediate appellate court								
DELAWARE								
Supreme Court	COLR	0	NA	NA			5	
DISTRICT OF COLUMBIA								
Court of Appeals	COLR	45	2	NA	4		9	0

(continued on next page)

TABLE 5: Selected Caseload and Processing Measures for Discretionary Petitions Granted in State Appellate Courts, 2000 (continued)

State/Court name:	Court type	Discretionary petitions:			Granted as a percent of filed	Disposed as a percent of granted	Number of judges	Filed granted per judge
		Filed	Filed granted	Granted disposed				
MAINE								
Supreme Judicial Court	COLR	257	NA	NA			7	
MONTANA								
Supreme Court	COLR	288	NA	NA			7	
NEVADA								
Supreme Court	COLR	NJ	NJ	NJ			7	
NEW HAMPSHIRE								
Supreme Court	COLR	834	NA	NA			5	
NORTH DAKOTA								
Supreme Court	COLR	16	NA	NA			5	
RHODE ISLAND								
Supreme Court	COLR	163	6	NA	4		5	1
SOUTH DAKOTA								
Supreme Court	COLR	42 A	0	NA			5	
VERMONT								
Supreme Court	COLR	27	NA	NA			5	
WEST VIRGINIA								
Supreme Court of Appeals	COLR	3,029	1,773	0	59		5	355
WYOMING								
Supreme Court	COLR	NJ	NJ	NJ			5	
States with multiple appellate courts at any level								
ALABAMA								
Supreme Court	COLR	1,224	NA	NA			9	
Court of Civil Appeals	IAC	NJ	NJ	NJ			5	
Court of Criminal Appeals	IAC	NJ	NJ	NJ			5	
State Total		1,224						
INDIANA								
Supreme Court	COLR	827	NA A	0			5	
Court of Appeals	IAC	NA	164	164		100	15	11
Tax Court	IAC	NJ	NJ	NJ			1	
State Total				164				
NEW YORK								
Court of Appeals	COLR	4,381	NA	105			7	
Appellate Div. of Sup. Ct.	IAC	NA	NA	NA			56	
Appellate Terms of Sup. Ct.	IAC	NA	NA	NA			15	
State Total								
OKLAHOMA								
Supreme Court	COLR	502	NA	NA			9	
Court of Criminal Appeals	COLR	NJ	NJ	NJ			5	
Court of Appeals	IAC	NJ	NJ	NJ			12	
State Total		502						
PENNSYLVANIA								
Supreme Court	COLR	2,884	NA	NA			7	
Superior Court	IAC	NJ	NJ	NJ			15	
Commonwealth Court	IAC	NA	NA	NA			9	
State Total								

(continued on next page)

TABLE 5: Selected Caseload and Processing Measures for Discretionary Petitions Granted in State Appellate Courts, 2000 (continued)

State/Court name:	Court type	Discretionary petitions:			Granted as a percent of filed	Disposed as a percent of granted	Number of judges	Filed granted per judge
		Filed	Filed granted	Granted disposed				
TENNESSEE								
Supreme Court	COLR	989	83	NA	8		5	17
Court of Appeals	IAC	282	159	NA	56		12	13
Court of Criminal Appeals	IAC	86	27	NA	31		12	2
State Total		1,357	269		20			
TEXAS								
Supreme Court	COLR	1,376	103	0	7		9	11
Court of Criminal Appeals	COLR	2,271	170	186	7	109	9	19
Courts of Appeals	IAC	NJ	NJ	NJ			80	
State Total		3,647	273	186	7	68		

COURT TYPE:

COLR = Court of Last Resort
 IAC = Intermediate Appellate Court

NOTE:

NA = Data are unavailable. Blank spaces indicate that a calculation is inappropriate.
 NJ = This case type is not handled in this court.

QUALIFYING FOOTNOTES:

The absence of a qualifying footnote indicates that data are complete.

* See the qualifying footnote for each court in the state. Each footnote has an effect on the state's total.

A: The following courts' data are incomplete:

California—Supreme Court—Total discretionary petitions granted filed data do not include original proceedings.

TABLE 6: Opinions Reported by State Appellate Courts, 2000

State/Court name:	Composition of opinion count:				Total dispositions by signed opinion	Number of authorized justices/judges	Number of opinions/judge	Number of lawyer support personnel
	Opinion count: C=case D=written document	Signed opinions	Per curiam opinions	Memos/orders				
States with one court of last resort and one intermediate appellate court								
ALASKA								
Supreme Court	C	X	O	O	170	5	34	15
Court of Appeals	C	X	O	O	38	3	13	8
ARIZONA								
Supreme Court	C	X	X	O	34	5	7	15
Court of Appeals	C	X	X	some	192	22	9	54
ARKANSAS								
Supreme Court	C	X	X	X	246	7	35	15
Court of Appeals	C	X	X	O	869	12	72	16
CALIFORNIA								
Supreme Court	C	X	X	some	123	7	18	50
Courts of Appeal	C	X	X	some	13,458	93	145	206
COLORADO								
Supreme Court	C	X	X	O	93	7	13	14
Court of Appeals	C	X	O	some	291	16	18	32
CONNECTICUT								
Supreme Court	C	X	X	some	144	7	21	14
Appellate Court	C	X	X	some	517	9	57	14
FLORIDA								
Supreme Court	C	X	X	O	NA	7	NA	23
District Courts of Appeal	C	X	X	O	NA	61	NA	146
GEORGIA								
Supreme Court	C	X	X	O	371	7	NA	17
Court of Appeals	C	X	O	O	1,420	10	142	40
HAWAII								
Supreme Court	C	X	X	some	59	5	12	16
Intermediate Court of Appeals	C	X	X	X	57	4	14	8
IDAHO								
Supreme Court	D	X	X	X	139	5	28	11
Court of Appeals	D	X	X	O	96	3	32	6
ILLINOIS								
Supreme Court	C	X	X	O	144	7	21	24
Appellate Court	C	X	X	some	NA	52		123
IOWA								
Supreme Court	D	X	O	O	210	9	23	16
Court of Appeals	C	X	O	O	22	6	NA	6
KANSAS								
Supreme Court	C	X	X	some	154	7	22	7
Court of Appeals	C	X	X	some	193	10	19	21
KENTUCKY								
Supreme Court	C	X	X	some	200	7	19	13
Court of Appeals	C	X	X	some	NA	14	NA	34

(continued on next page)

TABLE 6: Opinions Reported by State Appellate Courts, 2000 (continued)

State/Court name:	Composition of opinion count:				Total dispositions by signed opinion	Number of authorized justices/judges	Number of opinions/judge	Number of lawyer support personnel
	Opinion count: C=case D=written document	Signed opinions	Per curiam opinions	Memos/orders				
LOUISIANA								
Supreme Court	D	X	X	some	116	8	15	38
Courts of Appeal	D	X	X	X	3,727	54	69	158
MARYLAND								
Court of Appeals	C	X	O	O	149	7	21	14
Court of Special Appeals	C	X	O	O	2,982	13	229	29
MASSACHUSETTS								
Supreme Judicial Court	D	X	O	O	208	7	30	20
Appeals Court	D	X	X	X	300	14	21	40
MICHIGAN								
Supreme Court	C	X	X	O	83	7	12	19
Court of Appeals	C	X	X	some	277	28	10	108
MINNESOTA								
Supreme Court	C	X	O	O	54	7	NA	10
Court of Appeals	C	X	O	O	380	16	24	36
MISSISSIPPI								
Supreme Court	C	X	O	X	282	9	31	38
Court of Appeals	C	X	O	X	579	10	58	NA
MISSOURI								
Supreme Court	C	X	X	some	81	7	NA	15
Court of Appeals	C	X	X	some	1,812	32	57	54
NEBRASKA								
Supreme Court	C	X	X	X	332	7	47	16
Court of Appeals	C	X	X	X	509	6	85	13
NEW JERSEY								
Supreme Court	D	X	O	O	112	7	16	25
Appellate Div. of Superior Ct.	C	X	X	X	437	33	NA	60
NEW MEXICO								
Supreme Court	C	X	O	some	41	5	8	10
Court of Appeals	D	X	O	O	133	10	13	36
NORTH CAROLINA								
Supreme Court	C	X	O	some	101	7	14	15
Court of Appeals	C	X	O	X	1,289	12	107	28
OHIO								
Supreme Court	C	X	O	X	448	7	64	20
Courts of Appeals	C	X	O	X	NA	66	NA	NA
OREGON								
Supreme Court	C	X	X	O	NA	7	NA	10
Court of Appeals	C	X	O	O	NA	10	NA	18
PUERTORICO								
Supreme Court	C	X	X	X	145	7	21	29
Circuit Court of Appeals	C	X	O	X	NA	33	NA	45

(continued on next page)

TABLE 6: Opinions Reported by State Appellate Courts, 2000 (continued)

State/Court name:	Opinion count: C=case D=written document	Composition of opinion count:			Total dispositions by signed opinion	Number of authorized justices/ judges	Number of opinions/ judge	Number of lawyer support personnel
		Signed opinions	Per curiam opinions	Memos/ orders				
SOUTH CAROLINA								
Supreme Court	C	X	X	O	200	5	40	21
Court of Appeals	C	X	X	O	100	9	11	27
UTAH								
Supreme Court	C	X	X	O	101	5	20	12
Court of Appeals	C	X	X	O	100	7	14	18
VIRGINIA								
Supreme Court	C	X	X	O	159	7	23	23
Court of Appeals	C	X	X	O	238	10	24	15
WASHINGTON								
Supreme Court	C	X	X	some	105	9	12	23
Court of Appeals	C	X	X	some	466	22	21	32
WISCONSIN								
Supreme Court	C	X	X	O	112	7	16	10
Court of Appeals	C	X	O	O	283	16	18	25
States with no intermediate appellate court								
DELAWARE								
Supreme Court	C	X	O	O	58	5	12	5
DISTRICT OF COLUMBIA								
Court of Appeals	C	X	X	O	386	9	43	27
MAINE								
Supreme Judicial Court	D	X	O	O	220	7	31	11
MONTANA								
Supreme Court	C	X	O	O	276	7	39	14
NEVADA								
Supreme Court	D	X	X	O	141	7	20	40
NEW HAMPSHIRE								
Supreme Court	C	X	X	O	124	5	25	15
NORTH DAKOTA								
Supreme Court	C	X	X	O	246	5	49	11
RHODE ISLAND								
Supreme Court	C	X	O	O	196	5	NA	17
SOUTH DAKOTA								
Supreme Court	C	X	X	O	185	5	37	8
VERMONT								
Supreme Court	C	X	O	O	168	5	34	8
WEST VIRGINIA								
Supreme Court of Appeals	C	X	X	some	189	5	38	29
WYOMING								
Supreme Court	C	X	X	some	NA	5	NA	12

(continued on next page)

TABLE 6: Opinions Reported by State Appellate Courts, 2000 (continued)

State/Court name:	Composition of opinion count:				Total dispositions by signed opinion	Number of authorized justices/judges	Number of opinions/judge	Number of lawyer support personnel
	Opinion count: C=case D=written document	Signed opinions	Per curiam opinions	Memos/orders				
States with multiple appellate courts at any level								
ALABAMA								
Supreme Court	C	X	X	some	473	9	53	18
Court of Civil Appeals	C	X	X	X	NA	5	NA	6
Court of Criminal Appeals	C	X	O	some	133	5	27	22
INDIANA								
Supreme Court	C	X	X	O	288	5	58	13
Court of Appeals	C,D	X	X	X	560	15	37	10
Tax Court	C,D	X	X	X	NA	1	NA	3
NEW YORK								
Court of Appeals	D	X	O	O	103	7	15	28
Appellate Div. - Supreme Ct.	D	X	X	some	NA	56	NA	25
Appellate Terms - Supreme Ct.	D	X	X	some	NA	15	NA	171
OKLAHOMA								
Supreme Court	C	X	X	O	NA	9	NA	16
Court of Criminal Appeals	C	X	X	O	NA	5	NA	12
Court of Civil Appeals	C	X	X	X	NA	12	NA	12
PENNSYLVANIA								
Supreme Court	C	X	O	O	190	7	27	NA
Superior Court	C	X	X	X	456	15	30	NA
Commonwealth Court	D	X	X	X	NA	9	NA	58
TENNESSEE								
Supreme Court	C	X	X	some	NA	5	NA	12
Court of Criminal Appeals	C	X	X	some	NA	12	NA	12
Court of Appeals	C	X	X	some	NA	12	NA	12
TEXAS								
Supreme Court	D	X	O	O	99	9	11	44
Court of Criminal Appeals	C	X	O	O	569	9	63	30
Courts of Appeals	C	X	O	O	NA	80	NA	217

CODES:

- X - Court follows this method when counting opinions.
- O - Court does not follow this method when counting opinions.
- NA - Data are not available.

Note: Disposition data are from the Manner of Disposition Survey sent to each appellate court.

TABLE 7: Reported National Civil and Criminal Caseloads for State Trial Courts, 2000

<u>Reported Caseload</u>	<u>Filed</u>	<u>Disposed</u>
Civil cases:		
I. General jurisdiction courts:		
A. Number of reported complete civil cases	4,212,814	3,810,058
Number of courts reporting complete civil data	39	36
B. Number of reported complete civil cases that include other case types	2,683,433	2,651,096
Number of courts reporting complete civil data that include other case types	14	13
C. Number of reported civil cases that are incomplete	3,740,414	3,387,253
Number of courts reporting civil cases that are incomplete	9	9
D. Number of reported civil cases that are incomplete and include noncivil case types	208,302	119,707
Number of courts reporting civil cases that are incomplete and include noncivil case types	2	2
II. Limited jurisdiction courts:		
A. Number of reported complete civil cases	4,673,960	3,302,382
Number of courts reporting complete civil data	51	40
B. Number of reported complete civil cases that include other case types	333,921	134,722
Number of courts reporting complete civil data that include other case types	4	3
C. Number of reported civil cases that are incomplete	4,393,204	3,843,020
Number of courts reporting civil cases that are incomplete	22	23
D. Number of reported civil cases that are incomplete and include noncivil case types	25,560	116,485
Number of courts reporting civil cases that are incomplete and include noncivil case types	1	1
Criminal cases:		
I. General jurisdiction courts:		
A. Number of reported complete criminal cases	2,101,616	1,919,050
Number of courts reporting complete criminal data	29	28
B. Number of reported complete criminal cases that include other case types	997,056	989,735
Number of courts reporting complete criminal data that include other case types	10	9
C. Number of reported criminal cases that are incomplete	912,236	900,640
Number of courts reporting criminal cases that are incomplete	10	10
D. Number of reported criminal cases that are incomplete and include noncriminal case types	902,495	847,252
Number of courts reporting criminal cases that are incomplete and include noncriminal case types	2	2
II. Limited jurisdiction courts:		
A. Number of reported complete criminal cases	4,332,368	3,167,699
Number of courts reporting complete criminal data	28	23
B. Number of reported complete criminal cases that include other case types	1,296,651	1,404,276
Number of courts reporting complete criminal data that include other case types	9	8
C. Number of reported criminal cases that are incomplete	3,003,681	3,049,103
Number of courts reporting criminal cases that are incomplete	17	15
D. Number of reported criminal cases that are incomplete and include noncriminal case types	986,792	772,644
Number of courts reporting criminal cases that are incomplete and include noncriminal case types	5	4

(continued on next page)

TABLE 7: Reported National Civil and Criminal Caseloads for State Trial Courts, 2000 (continued)

Summary section for all trial courts:

	Reported Filings					
	General Jurisdiction		Limited Jurisdiction		Total (incomplete)	
	Civil	Criminal	Civil	Criminal	Civil	Criminal
1. Total number of reported complete cases	4,212,814	2,101,616	4,673,960	4,332,368	8,886,774	6,433,984
2. Total number of reported complete cases that include other case types	2,683,433	997,056	333,921	1,296,651	3,017,354	2,293,707
3. Total number of reported cases that are incomplete	3,740,414	912,236	4,393,204	3,003,681	8,133,618	3,915,917
4. Total number of reported cases that are incomplete and include other case types	208,302	902,495	25,560	986,792	233,862	1,889,287
Total (incomplete)	10,844,963	4,913,403	9,426,645	9,619,492	20,271,608	14,532,895

	Reported Dispositions					
	General Jurisdiction		Limited Jurisdiction		Total (incomplete)	
	Civil	Criminal	Civil	Criminal	Civil	Criminal
1. Total number of reported complete cases	3,810,058	1,919,050	3,302,382	3,167,699	7,112,440	5,086,749
2. Total number of reported complete cases that include other case types	2,651,096	989,735	134,722	1,404,276	2,785,818	2,394,011
3. Total number of reported cases that are incomplete	3,387,253	900,640	3,843,020	3,049,103	7,230,273	3,949,743
4. Total number of reported cases that are incomplete and include other case types	119,707	847,252	116,485	772,644	236,192	1,619,896
Total (incomplete)	9,968,114	4,656,677	7,396,609	8,393,722	17,364,723	13,050,399

TABLE 8: Reported Grand Total State Trial Court Caseload, 2000

State/Court name:	Jurisdiction	Parking	Criminal unit of count	Support/custody	Grand total filings and qualifying footnotes	Grand total dispositions and qualifying footnotes	Dispositions as a percentage of filings	Filings per 100,000 total population
ALABAMA								
Circuit	G	2	G	6	197,584 B	191,979 B	97	4,443
District	L	1	B	2	697,790	682,029	98	15,691
Municipal	L	1	M	1	634,171 A	492,204 A	78	14,260
Probate	L	2	I	1	NA	NA		
State Total								
ALASKA								
Superior	G	1	B	6	17,785 C	16,924 C	95	2,837
District	L	3	B	2	135,710	135,638	100	21,647
State Total					153,495 *	152,562 *	99	24,484
ARIZONA								
Superior	G	2	D	6	182,342	166,437	91	3,554
Tax	G	2	I	1	1,044	1,159	111	20
Justice of the Peace	L	1	Z	1	823,889	764,827	93	16,058
Municipal	L	1	Z	1	1,439,263	1,295,435	90	28,052
State Total					2,446,538	2,227,858	91	47,685
ARKANSAS								
Chancery and Probate	G	2	I	3	97,372	96,997	100	3,642
Circuit	G	1	A	1	83,951	78,157	93	3,140
City	L	1	A	1	61,857	47,502	77	2,314
County	L	2	I	1	NA	NA		
Court of Common Pleas	L	2	I	1	NA	NA		
Justice of the Peace	L	2	A	1	NA	NA		
Municipal	L	1	A	1	982,123	732,161	75	36,737
Police	L	1	A	1	5,285	1,525	29	198
State Total								
CALIFORNIA								
Superior	G	6	B	6	8,514,908 A	8,009,312 A	94	25,139
COLORADO								
District, Denver Juvenile,								
Denver Probate	G	2	D	3	161,401 A	171,562 A	106	3,752
Water	G	2	I	1	1,224	1,234	101	28
County	L	2	D	1	751,502 C	493,543 C		17,472
Municipal	L	1	I	1	NA	NA		
State Total								
CONNECTICUT								
Superior	G	6	E	5**	536,296 C	470,447 C		15,748
Probate	L	2	I	4	75,372	NA		2,213
State Total					611,668 *			17,961
DELAWARE								
Court of Chancery	G	2	I	1	4,442	4,367	98	567
Superior	G	2	B	1	18,047 B	17,222 B	95	2,303
Alderman's	L	4	A	1	14,678 A	14,968 A	102	1,873
Court of Common Pleas	L	2	A	1	78,647	73,208	93	10,037
Family	L	2	B	3**	57,276	58,515	102	7,309
Justice of the Peace	L	2	A	1	406,624	411,504	101	51,892
State Total					579,714 *	579,784 *	100	73,981
DISTRICT OF COLUMBIA								
Superior	G	6	B	6**	156,548	162,198	104	27,366

(continued on next page)

TABLE 8: Reported Grand Total State Trial Court Caseload, 2000 (continued)

State/Court name:	Jurisdiction	Parking	Criminal unit of count	Support/ custody	Grand total filings and qualifying footnotes	Grand total dispositions and qualifying footnotes	Dispositions as a percentage of filings	Filings per 100,000 total population
FLORIDA								
Circuit	G	2	E	4	1,181,927 A	703,203 A		7,395
County	L	5	A	1	4,696,308 A	3,519,200 A		29,384
State Total					5,878,235 *	4,222,403 *		36,779
GEORGIA								
Superior	G	2	G	3	308,698 B	299,733 B	97	3,771
Civil	L	2	M	1	NA	NA		
County Recorder's	L	1	M	1	NA	NA		
Juvenile	L	2	I	1	91,501 A	83,894 A	92	1,118
Magistrate	L	2	B	1	218,884 A	155,052 A	71	2,674
Municipal	L	2	M	1	NA	NA		
Municipal and City of Atlanta	L	1	M	1	NA	NA		
Probate †	L	2	B	1	134,320 A	140,721 A		1,641
State	L	2	G	1	702,299 A	572,979 A	82	8,579
State Total								
HAWAII								
Circuit	G	2	G	6	63,354	63,456	100	5,229
District	L	4	A	1	511,687	461,215	90	42,235
State Total					575,041	524,671	91	47,464
IDAHO								
District	G	3	J	6**	17,383 A	17,100 A	98	1,343
Magistrates Division	L	3	J	6**	468,560 A	465,442 A	99	36,212
State Total					485,943 *	482,542 *	99	37,555
ILLINOIS								
Circuit	G	2	G	6**	4,244,707	3,862,615	91	34,178
INDIANA								
Probate	G	2	I	1	3,654	2,848	78	60
Superior and Circuit	G	3	B	5	1,219,206 A	1,214,892 A	100	20,051
City and Town	L	3	B	1	317,799	301,150	95	5,227
County	L	4	B	1	80,914	71,495	88	1,331
Small Claims Court of Marion County	L	2	I	1	74,226	68,398	92	1,221
State Total					1,695,799 *	1,658,783 *	98	27,889
IOWA								
District	G	3	B	6	1,104,293 B	1,108,589 C		37,737
KANSAS								
District	G	4	B	6**	474,347	460,345	97	17,644
Municipal	L	1	B	1	473,119 A	552,144 A	117	17,598
State Total					947,466 *	1,012,489 *	107	35,243
KENTUCKY								
Circuit	G	2	B	6	101,845	94,395	93	2,520
District	L	3	B	1	907,018 B	890,058 B	98	22,441
State Total					1,008,863 *	984,453 *	98	24,961
LOUISIANA								
District	G	1	Z	6	692,633	NA		15,499
Family and Juvenile	G	2	I	4***	22,411	21,072	94	501
City and Parish	L	1	B	1	1,050,551	905,188	86	23,508
Justice of the Peace	L	1	I	1	NA	NA		
Mayor's	L	1	I	1	NA	NA		
State Total								

(continued on next page)

TABLE 8: Reported Grand Total State Trial Court Caseload, 2000 (continued)

State/Court name:	Jurisdiction	Parking	Criminal unit of count	Support/custody	Grand total filings and qualifying footnotes	Grand total dispositions and qualifying footnotes	Dispositions as a percentage of filings	Filings per 100,000 total population
MAINE								
Superior	G	2	E	6	4,089 C	NA		321
Administrative	L	2	I	1	783	755	96	61
District	L	4	E	5	46,347 A	44,934 A	97	3,635
Probate	L	2	I	1	NA	NA		
State Total								
MARYLAND								
Circuit	G	2	B	6**	282,377 B	261,562 B	93	5,331
District	L	1	B	1	2,187,327	1,342,461 A		41,298
Orphan's	L	2	I	1	NA	NA		
State Total								
MASSACHUSETTS								
Superior Court	G	1	D	5**	27,326	32,531	119	430
District Court	L	2	D	5**	792,659	678,873	86	12,485
Boston Municipal Court	L	2	D	1	41,524	38,543	93	654
Housing Court	L	2	D	1	40,433	NA		637
Juvenile Court	L	2	I	1	44,966	NA		708
Land Court	L	2	I	1	11,454	10,505	92	180
Probate & Family Court	L	2	I	5**	152,687	107,732	71	2,405
State Total					1,111,049			17,499
MICHIGAN								
Circuit	G	2	B	6**	380,582	262,067 A		3,829
Court of Claims	G	2	I	1	343	378	110	3
District	L	4	B	1	3,540,132	3,528,763	100	35,621
Municipal	L	4	B	1	61,138	60,601	99	615
Probate	L	2	I	1	68,319	NA		687
State Total					4,050,514			40,756
MINNESOTA								
District	G	4	B	6	2,039,594	2,049,673	100	41,460
MISSISSIPPI †								
Circuit	G	2	B	1	22,722 A	37,099		799
Chancery	L	2	I	5	72,041 A	45,278 A	63	2,533
County	L	2	B	4	33,153 A	22,004 A	66	1,165
Justice	L	2	B	1	NA	NA		
Municipal	L	1	B	1	NA	NA		
State Total								
MISSOURI								
Circuit	G	2	G	6**	910,721 A	871,031 A	96	16,277
Municipal	L	1	I	1	NA	NA		
State Total								
MONTANA								
District	G	2	G	3	31,545	30,325	96	3,496
Water	G	2	I	1	NA	NA		
Workers' Compensation	G	2	I	1	261	117	45	29
City	L	1	B	1	74,137 A	NA		8,217
Justice of the Peace	L	1	B	1	204,675 C	NA		22,686
Municipal	L	1	B	1	81,928	NA		9,081
State Total								

(continued on next page)

TABLE 8: Reported Grand Total State Trial Court Caseload, 2000 (continued)

State/Court name:	Jurisdiction	Parking	Criminal unit of count	Support/custody	Grand total filings and qualifying footnotes	Grand total dispositions and qualifying footnotes	Dispositions as a percentage of filings	Filings per 100,000 total population
NEBRASKA								
District	G	2	B	5	39,201 B	NA		2,291
County	L	1	B	1	379,096 A	NA		22,153
Separate Juvenile	L	2	I	1	4,691	NA		274
Workers' Compensation	L	2	I	1	124	118	95	7
State Total					423,112 *			24,725
NEVADA								
District	G	2	Z	2	91,516 A	NA		4,580
Justice	L	1	Z	1	538,057 A	NA		26,926
Municipal	L	1	Z	1	322,741 A	NA		16,151
State Total					952,314 *			
NEW HAMPSHIRE								
Superior	G	2	A	5	55,492	54,035	97	4,490
District	L	4	A	1	167,686	164,965	98	13,569
Probate	L	2	I	1	10,336	10,187 A		836
State Total					233,514	229,187 *		18,896
NEW JERSEY								
Superior	G	2	B	6**	1,141,638	1,166,464	102	13,568
Municipal	L	4	B	1	5,949,260	5,901,451	99	70,704
Tax	L	2	I	1	5,386	6,702	124	64
State Total					7,096,284	7,074,617	100	84,335
NEW MEXICO								
District	G	2	E	6	97,473	93,316	96	5,358
Magistrate	L	3	E	1	137,799	109,223	79	7,575
Metropolitan Ct. of Bernalillo County	L	3	E	1	111,203	97,518	88	6,113
Municipal	L	1	I	1	NA	NA		
Probate	L	2	I	1	NA	NA		
State Total								
NEW YORK								
Supreme and County Civil Court of the City of New York	G	2	E	1	493,721 B	539,601 B	109	2,602
Court of Claims	L	2	I	1	593,048 A	454,277 A	77	3,125
Criminal Court of the City of New York	L	2	I	1	2,092	2,344	112	11
District and City	L	2	E	1	962,822 A	785,212 A	82	5,074
Family	L	4	E	1	1,118,484 A	996,151 A	89	5,894
Surrogates'	L	2	I	4	692,367	694,433	100	3,649
Town and Village Justice	L	2	I	1	164,863	135,475	82	869
State Total	L	1	E	1	NA	NA		
NORTH CAROLINA								
Superior	G	2	E	1	296,380 B	285,408 B	96	3,682
District	L	6	E	6**	2,485,356 A	2,400,640 A		30,877
State Total					2,781,736 *	2,686,048 *		34,559
NORTH DAKOTA								
District	G	4	B	6**	168,429	165,360	98	26,227
Municipal	L	1	B	1	55,323 A	55,323 A	100	8,615
State Total					223,752 *	220,683 *	99	

(continued on next page)

TABLE 8: Reported Grand Total State Trial Court Caseload, 2000 (continued)

State/Court name:	Jurisdiction	Parking	Criminal unit of court	Support/ custody	Grand total filings and qualifying footnotes	Grand total dispositions and qualifying footnotes	Dispositions as a percentage of filings	Filings per 100,000 total population
OHIO								
Court of Common Pleas	G	2	B	6**	773,847 B	774,272 B	100	6,816
County	L	5	B	1	293,543	296,303	101	2,586
Court of Claims	L	2	I	1	4,101	6,634	162	36
Mayor's	L	1	B	1	NA	NA		
Municipal	L	5	B	1	2,452,200	2,481,572	101	21,599
State Total								
OKLAHOMA †								
District	G	2	J	6	561,540	527,174	94	16,273
Court of Tax Review	L	2	I	1	NA	NA		
Municipal Court Not of Record	L	1	I	1	NA	NA		
Municipal Criminal Court of Record	L	1	I	1	NA	NA		
State Total								
OREGON								
Circuit	G	2	B	6**	652,234	654,633	100	19,063
Tax	G	2	I	1	1,280	1,358	106	37
County	L	2	I	1	NA	NA		
Justice	L	3	E	1	NA	NA		
Municipal	L	3	A	1	NA	NA		
State Total								
PENNSYLVANIA								
Court of Common Pleas †	G	2	B	4	647,879 A	721,355 A	111	5,275
District Justice	L	4	B	1	2,362,211	2,310,848	98	19,235
Philadelphia Municipal	L	2	B	1	210,104	208,209	99	1,711
Philadelphia Traffic	L	1	I	1	371,091 A	374,637 A	101	3,022
Pittsburgh City Magistrates	L	4	B	1	353,972	NA		2,882
State Total					3,945,257 *			32,125
PUERTO RICO								
Court of First Instance	G	2	J	6	290,561	283,522	98	7,629
RHODE ISLAND								
Superior	G	2	D	1	14,612	12,850	88	1,394
Workers' Compensation	L	2	I	1	7,827 A	8,018 A	102	747
District	L	2	A	1	61,566	64,018 A		5,873
Family	L	2	I	6	23,334	12,401 A		2,226
Municipal	L	1	I	1	NA	NA		
Probate	L	2	I	1	NA	NA		
Traffic Tribunal	L	1	I	1	88,149	123,673	140	8,409
State Total								
SOUTH CAROLINA								
Circuit	G	2	B	1	176,297 B	176,299 B	100	4,394
Family	L	2	I	6**	92,382	91,247	99	2,303
Magistrate	L	4	B	1	1,146,633 A	1,186,874 A	104	28,580
Municipal	L	4	B	1	408,382	410,691	101	10,179
Probate	L	2	I	1	27,185 A	27,105 A	100	678
State Total					1,850,879 *	1,892,216 *	102	46,133
SOUTH DAKOTA								
Circuit	G	3	B	4	250,041	233,260	93	33,125

(continued on next page)

TABLE 8: Reported Grand Total State Trial Court Caseload, 2000 (continued)

State/Court name:	Jurisdiction	Parking	Criminal unit of count	Support/ custody	Grand total filings and qualifying footnotes	Grand total dispositions and qualifying footnotes	Dispositions as a percentage of filings	Filings per 100,000 total population
TENNESSEE								
Circuit, Criminal, and Chancery	G	2	A	6**	245,294 A	242,884 A	99	4,312
Probate	G	2	I	1	2,027	4,032	199	36
General Sessions	L	1	M	6**	NA	NA		
Juvenile	L	2	I	4	136,726	242,557 B		2,403
Municipal	L	1	M	1	NA	NA		
State Total								
TEXAS								
District	G	2	B	6**	693,379	677,478	98	3,325
County-level	L	2	B	6**	713,285	642,422 A		3,421
Justice of the Peace	L	4	A	1	2,882,001 A	2,503,907 A	87	13,821
Municipal	L	4	A	1	7,306,001 A	7,184,494 A	98	35,038
State Total					11,594,666 *	11,008,301 *		55,605
UTAH								
District	G	4	J	3	313,050 B	381,381 B	122	14,018
Justice	L	4	B	1	388,407 A	390,016 A	100	17,393
Juvenile	L	2	I	1	50,218	52,331	104	2,249
State Total					751,675 *	823,728 *	110	33,660
VERMONT								
District	G	2	D	1	24,975	24,554	98	4,102
Family	G	2	D	4***	24,301	24,191	100	3,991
Superior	G	2	B	5	14,453	14,076	97	2,374
Environmental	L	2	I	1	300	232	77	49
Probate	L	2	I	1	5,205	5,009	96	855
Judicial Bureau	L	4	I	1	90,398	92,127	102	14,848
State Total					159,632	160,189	100	26,220
VIRGINIA								
Circuit	G	2	A	3	270,453	256,528	95	3,821
District	L	4	A	4	3,776,302	3,845,335	102	53,349
State Total					4,046,755	4,101,863	101	57,170
WASHINGTON								
Superior	G	2	D	6	247,347 C	238,502 C	96	4,197
District	L	4	C	1	896,580	968,049	108	15,211
Municipal	L	4	C	1	1,166,240 A	1,213,659 A	104	19,786
State Total					2,310,167 *	2,420,210 *	105	39,194
WEST VIRGINIA								
Circuit	G	2	J	5	61,380 B	58,262 B	95	3,394
Magistrate	L	2	J	1	387,741	347,661	90	21,442
Municipal	L	1	A	1	NA	NA		
State Total								
WISCONSIN								
Circuit	G	3	D	6**	1,006,282	1,007,953	100	18,761
Municipal	L	3	A	1	NA	491,679 A		
State Total						1,499,632 *		
WYOMING								
District	G	2	J	5	15,535	16,005	103	3,146
Circuit	L	1	J	4	111,198 A	111,072 A	100	22,520
Justice of the Peace	L	1	J	1	NA	NA		
Municipal	L	1	A	1	NA	NA		
State Total								

(continued on next page)

TABLE 8: Reported Grand Total State Trial Court Caseload, 2000 (continued)

NOTE: All state trial courts with grand total jurisdiction are listed in the table, regardless of whether caseload data are available. Blank spaces in the table indicate that a particular calculation, such as the total state caseload, is not appropriate. State total "filings per 100,000 population" may not equal the sum of the filing rates for the individual courts due to rounding.

NA = Data are not available.

JURISDICTION CODES:

G = General Jurisdiction
L = Limited Jurisdiction

SUPPORT/CUSTODY CODES:

- 1 = The court does not have jurisdiction over support/custody cases
- 2 = Support/custody caseload data are not available
- 3 = Only contested support/custody cases and all interstate support cases (where the court has jurisdiction) are counted separately from marriage dissolution cases
- 4 = Both contested and uncontested support/custody cases and interstate support cases (where the court has jurisdiction) are counted separately from marriage dissolution cases
- 5 = Support/custody is counted as a proceeding of the marriage dissolution and, thus, a marriage dissolution that involves support/custody is counted as one case
- 6 = Support/custody is counted as a proceeding of the marriage dissolution, but interstate support cases are counted separately
- ** = Nondissolution support/custody cases are also counted separately
- *** = Court has only interstate support jurisdiction

PARKING CODES:

- 1 = Parking data are unavailable
- 2 = Court does not have parking jurisdiction
- 3 = Only contested parking cases are included
- 4 = Both contested and uncontested parking cases are included
- 5 = Parking cases are handled administratively
- 6 = Uncontested parking cases are handled administratively; contested parking cases are handled by the court

CRIMINAL UNIT OF COUNT CODES:

- M = Missing data
- I = Data element is inapplicable
- A = Single defendant—single charge
- B = Single defendant—single incident (one/more charges)
- C = Single defendant—single incident/maximum number charges (usually two)
- D = Single defendant—one/more incidents
- E = Single defendant—content varies with prosecutor
- F = One/more defendants—single charge
- G = One/more defendants—single incident (one/more charges)
- H = One/more defendants—single incident/maximum number charges (usually two)
- J = One/more defendants—one/more incidents
- K = One/more defendants—content varies with prosecutor
- L = Inconsistent during reporting year
- Z = Both the defendant and charge components vary within the state

QUALIFYING FOOTNOTES:

The absence of a qualifying footnote indicates that data are complete.

† Data for all Oklahoma courts are for 1997. Data for Georgia Probate Court and all Mississippi courts are for 1999. Data for Pennsylvania Court of Common Pleas are preliminary 2000 data.

* See the qualifying footnote for each court within the state. Each footnote has an effect on the state's total.

A: The following courts' data are incomplete:

- Alabama—Municipal Court—Grand total filed and disposed data do not include cases from 66 municipalities.
- California—Superior Court—Grand total filed and disposed data do not include partial data from several courts.
- Colorado—District, Denver Juvenile, and Denver Probate Courts—Grand total filed and disposed data do not include **administrative agency appeals** and **criminal appeals**.
- Delaware—Alderman's Court—Grand total filed and disposed data do not include cases from two of eight courts, and are less than 75% complete.
- Florida—Circuit Court—Grand total filed data do not include partial data from several courts. Disposed data do not include **civil appeals**, **criminal appeals**, reopened cases, partial data from several courts and are less than 75% complete.
—County Court—Grand total filed and disposed data do not include partial data due to incomplete reporting. Disposed data also do not include reopened cases.
- Georgia—Juvenile Court—Grand total filed and disposed data do not include cases from 34 counties.
—Magistrate Court—Grand total filed and disposed data do not include data from courts that did not submit reports, and are less than 75% complete.
—Probate Court—Grand total filed and disposed data do not include any **civil** cases from 62 of 159 counties, and partial **civil** data from 46 counties; any **criminal** and **traffic** data from 51 counties, and partial **criminal** and **traffic** data from 27 counties; and are less than 75% complete. Disposed data also do not include any **civil** cases.
—State Court—Grand total filed and disposed data do not include cases from 11 courts.
- Idaho—District Court—Grand total filed and disposed data do not include **mental health** cases.
—Magistrates Division—Grand total filed and disposed data do not include **mental health** and **parking** cases.
- Indiana—Superior and Circuit Courts—Grand total filed and disposed data do not include **civil appeals**, **criminal appeals** and some **support/custody** cases.
- Kansas—Municipal Court—Grand total filed and disposed data do not include **parking** cases, and partial data from one court.
- Maine—District Court—Grand total filed and disposed data do not include **criminal**, **traffic**, and **juvenile** cases, and are less than 75% complete.
- Maryland—District Court—Grand total disposed data do not include **ordinance violation**, **parking** and most **civil** cases, and are less than 75% complete.
- Michigan—Circuit Court—Grand total disposed data do not include **adoption**, **traffic**, **juvenile**, and some **miscellaneous domestic relations** cases.
- Mississippi—Circuit Court—Grand total filed data do not include **criminal** cases, and are less than 75% complete.
—Chancery Court—Grand total filed and disposed data do not include **juvenile** cases.
—County Court—Grand total filed and disposed data do not include **criminal** and **juvenile** cases.

(continued on next page)

TABLE 8: Reported Grand Total State Trial Court Caseload, 2000 (continued)

Missouri—Circuit Court—Grand total filed and disposed data do not include those **ordinance violation** cases heard by municipal judges.

Montana—City Court—Grand total filed data do not include cases from several courts.

Nebraska—County Court—Grand total filed data do not include **parking** cases.

Nevada—District Court—Grand total filed data do not include partial data from several courts, and are less than 75% complete.
—Justice Court—Grand total filed data do not include partial data from several courts, and are less than 75% complete.
—Municipal Court—Grand total filed data do not include partial data from several courts, and are less than 75% complete.

New Hampshire—Probate Court—Grand total disposed data do not include some **estate** and some **miscellaneous civil** cases, and are less than 75% complete.

New York—Civil Court of the City of New York—Grand total filed and disposed data do not include **administrative agency appeals** cases.
—Criminal Court of the City of New York—Grand total filed and disposed data do not include **moving traffic**, **miscellaneous traffic**, and some **ordinance violation** cases.
—District and City Courts—Grand total filed and disposed data do not include **administrative agency appeals** cases.

North Carolina—District Court—Grand total filed and disposed data do not include **mental health** cases. Disposed data also do not include **miscellaneous civil** cases.

North Dakota—Municipal Court—Grand total filed and disposed data do not include **ordinance violation** and **parking** cases, represent only the 12 municipalities with the highest case volume, and are less than 75% complete.

Pennsylvania—Court of Common Pleas—Grand total filed and disposed data do not include some **civil appeals** and some **criminal appeals** cases.
—Philadelphia Traffic Court—Grand total filed and disposed data do not include **ordinance violation**, **parking**, and **miscellaneous traffic** cases, and are less than 75% complete.

Rhode Island—Workers' Compensation Court—Grand total filed and disposed data do not include some **administrative agency appeals**.
—District Court—Grand total disposed data do not include **mental health**, **domestic violence**, and **administrative agency appeals**.
—Family Court—Grand total disposed data do not include **marriage dissolution**, **paternity**, and **interstate support** cases, and are less than 75% complete.

South Carolina—Magistrate Court—Grand total filed and disposed data do not include **ordinance violation** cases.
—Probate Court—Grand total filed and disposed data do not include **mental health** cases, and are less than 75% complete.

Tennessee—Circuit, Criminal and Chancery Courts—Grand total filed and disposed data do not include **miscellaneous criminal** cases.

Texas—County-level Court—Grand total disposed data do not include **estate** and **mental health** cases.
—Justice of the Peace Court—Grand total filed and disposed data represent a reporting rate of 91%.
—Municipal Court—Grand total filed and disposed data represent a reporting rate of 90%.

Utah—Justice Court—Grand total filed and disposed data reflect incomplete reporting by 32 courts.

Washington—Municipal Court—Grand total filed and disposed data represent a reporting rate of 99%.

Wisconsin—Municipal Court—Grand total disposed data represent a reporting rate of 98%.

Wyoming—Circuit Court—Grand total disposed data do not include **trial court civil appeals** and **criminal appeals** cases, and data from one county.

B: The following courts' data are overinclusive:

Alabama—Circuit Court—Grand total filed and disposed data include **postconviction remedy proceedings** and **extraordinary writs**.

Delaware—Superior Court—Grand total filed and disposed data include **postconviction remedy proceedings** and **extraordinary writs**.

Georgia—Superior Court—Grand total filed and disposed data include **extraordinary writs**.

Iowa—District Court—Grand total filed data include **postconviction remedy proceedings**.

Kentucky—District Court—Grand total filed and disposed data include **sentence review only proceedings**.

Maryland—Circuit Court—Grand total filed and disposed data include **estate** cases from the Orphan's Court, and some **postconviction remedy** and **sentence review only proceedings**.

Nebraska—District Court—Grand total filed data include **postconviction remedy proceedings**.

New York—Supreme and County Court—Grand total filed and disposed data include **postconviction remedy proceedings**.

North Carolina—Superior Court—Grand total filed and disposed data include **mental health** cases from District Court.

Ohio—Court of Common Pleas—Grand total filed and disposed data include **postconviction remedy proceedings**.

South Carolina—Circuit Court—Grand total filed and disposed data include **postconviction remedy proceedings**.

Tennessee—Juvenile Court—Grand total disposed data are somewhat inflated. Disposed data are counted by number of actions rather than number of referrals.

Utah—District Court—Grand total filed and disposed data include **sentence review only proceedings**.

West Virginia—Circuit Court—Grand total filed and disposed data include **postconviction remedy proceedings** and **extraordinary writs**.

C: The following courts' data are incomplete and overinclusive:

Alaska—Superior Court—Grand total filed and disposed data include **extraordinary writs**, orders to show cause, unfair trade practices, and **postconviction remedy proceedings**, but do not include **criminal appeals** cases.

Colorado—County Court—Grand total filed data include **preliminary hearing proceedings**, but do not include **miscellaneous civil** (name change) cases from counties other than Denver. Disposed data include **preliminary hearing proceedings**, but do not include **civil**, **criminal**, and **traffic** data from Denver County Court, **miscellaneous civil** cases from counties other than Denver, and are less than 75% complete.

Connecticut—Superior Court—Grand total filed and disposed data include **postconviction remedy proceedings**, but do not include most **interstate support** cases. Disposed data also do not include most **small claims** cases.

Iowa—District Court—Grand total disposed data include **postconviction remedy proceedings**, but do not include **juvenile** cases.

Maine—Superior Court—Grand total filed data include **postconviction remedy** and **sentence review only proceedings**, but do not include **criminal** and **traffic** cases, and are less than 75% complete.

Montana—Justice of the Peace Court—Grand total filed data include some City Court data, but do not include partial data from three courts.

Washington—Superior Court—Grand total filed and disposed data include **postconviction remedy proceedings** and **extraordinary writs**, but do not include partial **juvenile** caseload from one court.

TABLE9: Reported Total State Trial Court Civil Caseload, 2000

State/Court name:	Jurisdiction	Support/custody:		Total civil filings and qualifying footnotes	Total civil dispositions and qualifying footnotes	Dispositions as a percentage of filings	Filings per 100,000 total population
		(a) method of count code	(b) decree change counted as				
ALABAMA							
Circuit	G	6	NF	107,078 B	100,474 B	94	2,408
District	L	2	I	166,501	160,925	97	3,744
Probate	L	1	I	NA	NA		
State Total							
ALASKA							
Superior	G	6	R	11,359 B	10,857 C		1,812
District	L	2	I	26,577 B	26,637 B	100	4,239
State Total				37,936 *	37,494 *		6,051
ARIZONA							
Superior	G	6	NF	116,558	107,852	93	2,272
Tax	G	1	I	1,044	1,159	111	20
Justice of the Peace	L	1	I	150,742	147,718	98	2,938
Municipal	L	1	I	18,580	12,372	67	362
State Total				286,924	269,101	94	5,592
ARKANSAS							
Chancery and Probate	G	3	R	73,826	73,530	100	2,762
Circuit	G	1	I	23,137	21,806	94	865
City	L	1	I	0	0		
Justice of the Peace	L	1	I	NA	NA		
County	L	1	I	NA	NA		
Court of Common Pleas	L	1	I	NA	NA		
Municipal	L	1	I	78,142	40,112	51	2,923
Police	L	1	I	0	0		
State Total							
CALIFORNIA							
Superior	G	6	NC	1,526,384 A	1,348,182 A	88	4,506
COLORADO							
District, Denver Juvenile, Denver Probate	G	3	R	98,951 A	95,091 A		2,301
Water	G	1	I	1,224	1,234	101	28
County	L	1	I	189,087 A	154,610 A		4,396
State Total				289,262 *	250,935 *		6,725
CONNECTICUT							
Superior	G	5**	NC	177,904 C	108,850 C		5,224
Probate	L	4	R	75,372	NA		2,213
State Total				253,276 *			7,437
DELAWARE							
Court of Chancery	G	1	I	4,442	4,367	98	567
Superior	G	1	I	9,523 B	9,246 B	97	1,215
Court of Common Pleas	L	1	I	6,436	6,453	100	821
Family	L	3**	R	39,374 B	40,412 B	103	5,025
Justice of the Peace	L	1	I	29,729	31,150	105	3,794
State Total				89,504 *	91,628 *	102	11,422
DISTRICT OF COLUMBIA							
Superior	G	6**	R	106,387	109,173	103	18,597

(continued on next page)

TABLE 9: Reported Total State Trial Court Civil Caseload, 2000 (continued)

State/Court name:	Jurisdiction	Support/custody:		Total civil filings and qualifying footnotes	Total civil dispositions and qualifying footnotes	Dispositions as a percentage of filings	Filings per 100,000 total population
		(a) method of count code	(b) decree change counted as				
FLORIDA							
Circuit	G	4	R	818,523 A	457,994 A		5,121
County	L	1	I	446,124 A	323,082 A		2,791
State Total				1,264,647 *	781,076 *		7,913
GEORGIA							
Superior	G	3	NF	209,949 B	196,742 B	94	2,565
Civil	L	1	I	NA	NA		
Magistrate	L	1	I	84,008 A	59,332 A	71	1,026
Municipal	L	1	I	NA	NA		
Probate †	L	1	I	32,105 A	NA		392
State	L	1	I	142,789 A	74,105 A	52	1,744
State Total							
HAWAII							
Circuit	G	6	R	24,221	26,001	107	1,999
District	L	1	I	23,008	21,881	95	1,899
State Total				47,229	47,882	101	3,898
IDAHO							
District	G	6**	R	6,107 A	6,006 A	98	472
Magistrates Division	L	6**	R	79,278 A	76,717 A	97	6,127
State Total				85,385 *	82,723 *	97	6,599
ILLINOIS							
Circuit	G	6**	R	660,518	662,219	100	5,318
INDIANA							
Probate	G	1	I	1,880	1,149	61	31
Superior and Circuit	G	5	R	404,932 A	379,835 A	94	6,660
City and Town	L	1	I	12,212	10,754	88	201
County	L	1	I	32,729	31,223	95	538
Small Claims Court of Marion County	L	1	I	74,226	68,398	92	1,221
State Total				525,979 *	491,359 *	93	8,650
IOWA							
District	G	6	NF	180,299 B	178,355 B	99	6,161
KANSAS							
District	G	6**	NC	210,840	200,608	95	7,843
KENTUCKY							
Circuit	G	6	R	79,413	72,832	92	1,965
District	L	1	I	187,887 A	177,600 A	95	4,649
State Total				267,300 *	250,432 *	94	6,613
LOUISIANA							
District	G	6	NF	178,610	NA		3,997
Family and Juvenile	G	4***	NF	8,743	9,031	103	196
City and Parish	L	1	I	85,241	69,582	82	1,907
Justice of the Peace	L	1	I	NA	NA		
State Total							
MAINE							
Superior	G	6	NC	4,089	NA		321
Administrative	L	1	I	320	315	98	25
District	L	5	NC	46,347	44,934	97	3,635
Probate	L	1	I	NA	NA		
State Total							

(continued on next page)

TABLE 9: Reported Total State Trial Court Civil Caseload, 2000 (continued)

State/Court name:	Jurisdiction	Support/custody:		Total civil filings and qualifying footnotes	Total civil dispositions and qualifying footnotes	Dispositions as a percentage of filings	Filings per 100,000 total population
		(a) method of count code	(b) decree change counted as				
MARYLAND							
Circuit	G	6**	NF	169,995 B	159,658 B	94	3,210
District	L	1	I	808,757	16,218 A		15,270
Orphan's	L	1	I	NA	NA		
State Total							
MASSACHUSETTS							
Superior Court	G	5**	R	22,308	26,814		351
District Court	L	5**	R	251,805	225,442		3,966
Boston Municipal Court	L	1	I	25,135	25,295		396
Housing Court	L	1	I	31,889	NA		502
Juvenile Court	L	1	I	822	NA		13
Land Court	L	1	I	11,454	10,505		180
Probate & Family Court	L	5**	R	152,687	107,732		2,405
State Total				496,100			7,814
MICHIGAN							
Circuit	G	6**	NC	213,038	202,084 A		2,144
Court of Claims	G	1	I	343	378	110	3
District	L	1	I	467,363	454,084	97	4,703
Municipal	L	1	I	892	959	108	9
Probate	L	1	I	68,319	NA		687
State Total				749,955			7,546
MINNESOTA							
District	G	6	NF	210,045	203,993	97	4,270
MISSISSIPPI †							
Circuit	G	1	I	22,722	13,837	61	799
Chancery	L	5	NF	72,041	45,278	63	2,533
County	L	4	NF	33,153 A	22,004 A	66	1,165
Justice	L	1	I	NA	NA		
State Total							
MISSOURI							
Circuit	G	6**	NF	292,336	279,632	96	5,225
MONTANA							
District	G	3	R	22,314	21,467	96	2,473
Water	G	1	I	NA	NA		
Workers' Compensation	G	1	I	261	117	45	29
City	L	1	I	1,584 A	NA		176
Justice of the Peace	L	1	I	25,560 C	NA		2,833
Municipal	L	1	I	2,084	NA		231
State Total							
NEBRASKA							
District	G	5	R	30,398 C	NA		1,776
County	L	1	I	74,618	NA		4,360
Workers' Compensation	L	1	I	124	118	95	7
State Total				105,140 *			6,144
NEVADA							
District	G	2	R	64,790 A	NA		3,242
Justice	L	1	I	83,942 A	NA		4,201
Municipal	L	1	I	NA	NA		
State Total							

(continued on next page)

TABLE 9: Reported Total State Trial Court Civil Caseload, 2000 (continued)

State/Court name:	Jurisdiction	Support/custody:		Total civil filings and qualifying footnotes	Total civil dispositions and qualifying footnotes	Dispositions as a percentage of filings	Filings per 100,000 total population
		(a) method of count code	(b) decree change counted as				
NEW HAMPSHIRE							
Superior	G	5	R	36,202	35,543	98	2,929
District	L	1	I	36,256	34,745	96	2,934
Probate	L	1	I	10,336	10,187 A		836
State Total				82,794	80,475 *		6,700
NEW JERSEY							
Superior	G	6**	R	1,000,213	1,022,597	102	11,887
Tax	L	1	I	5,386	6,702	124	64
State Total				1,005,599	1,029,299	102	11,951
NEW MEXICO							
District	G	6	R	68,772	66,059	96	3,781
Magistrate	L	1	I	20,847	9,615	46	1,146
Metropolitan Ct. of Bernalillo County	L	1	I	16,671	16,752	100	916
Probate	L	1	I	NA	NA		
State Total							
NEW YORK							
Supreme and County	G	1	I	439,789 B	481,463 B	109	2,318
Civil Court of the City of New York	L	1	I	593,048 A	454,277 A	77	3,125
Court of Claims	L	1	I	2,092	2,344	112	11
District and City	L	1	I	237,501 A	230,219 A	97	1,252
Family	L	4	R	579,767	580,182	100	3,055
Surrogates'	L	1	I	164,863	135,475	82	869
Town and Village Justice	L	1	I	NA	NA		
State Total							
NORTH CAROLINA							
Superior	G	1	I	159,889 B	151,876 B	95	1,986
District	L	6**	R	530,714 A	465,616 A		6,593
State Total				690,603 *	617,492 *		8,580
NORTH DAKOTA							
District	G	6**	NF	38,067	37,743	99	5,928
OHIO							
Court of Common Pleas	G	6**	R	439,213 B	440,153 B	100	3,869
County	L	1	I	24,719	24,358	99	218
Court of Claims	L	1	I	4,101	6,634	162	36
Municipal	L	1	I	346,440	353,280	102	3,051
State Total				814,473 *	824,425 *	101	7,174
OKLAHOMA †							
District	G	6	R	267,042	256,626	96	7,739
Court of Tax Review	L	1	I	NA	NA		
State Total							
OREGON							
Circuit	G	6**	R	203,006 B	205,458 B	101	5,933
Tax	G	1	I	1,280	1,358	106	37
County	L	1	I	NA	NA		
Justice	L	1	I	NA	NA		
State Total							

(continued on next page)

TABLE 9: Reported Total State Trial Court Civil Caseload, 2000 (continued)

State/Court name:	Jurisdiction	Support/custody:		Total civil filings and qualifying footnotes	Total civil dispositions and qualifying footnotes	Dispositions as a percentage of filings	Filings per 100,000 total population
		(a) method of count code	(b) decree change counted as				
PENNSYLVANIA †							
Court of Common Pleas	G	4	NF	416,816 A	495,099 A	119	3,394
District Justice	L	1	I	209,520	203,295	97	1,706
Philadelphia Municipal	L	1	I	144,088 A	143,563 A	100	1,173
Pittsburgh City Magistrates	L	1	I	3,242	NA		26
State Total				773,666 *			6,300
PUERTO RICO							
Court of First Instance	G	6	NF	136,876 A	136,006 A	99	3,594
RHODE ISLAND							
Superior	G	1	I	8,673	6,832	79	827
Workers' Compensation	L	1	I	7,827 A	8,018 A	102	747
District	L	1	I	33,549	35,168 A		3,200
Family	L	6	R	14,156	3,725 A		1,350
Probate	L	1	I	NA	NA		
State Total							
SOUTH CAROLINA							
Circuit	G	1	I	61,939 B	59,951 B	97	1,544
Family	L	6**	NF	68,107 B	67,673 B	99	1,698
Magistrate	L	1	I	201,349	190,262	94	5,019
Probate	L	1	I	27,185 A	27,105 A	100	678
State Total				358,580 *	344,991 *	96	8,938
SOUTH DAKOTA							
Circuit	G	4	NC	60,401	56,898	94	8,002
TENNESSEE							
Circuit, Criminal, and Chancery	G	6**	R	134,666	131,339	98	2,367
Probate	G	1	I	2,027	4,032	199	36
General Sessions	L	6**	R	NA	NA		
Juvenile	L	4	R	16,669	42,932	258	293
State Total							
TEXAS							
District	G	6**	R	486,320 B	470,529 B	97	2,332
County-level	L	6**	R	199,863 B	116,485 C		958
Justice of the Peace	L	1	I	246,542 A	217,292 A	88	1,182
Municipal	L	1	I	746 A	746 A	100	4
State Total				933,471 *	805,052 *		4,477
UTAH							
District	G	3	R	155,757	200,211	129	6,975
Justice	L	1	I	8,337 A	3,108 A	37	373
State Total				164,094 *	203,319 *	124	7,348
VERMONT							
District	G	1	I	2,080	2,096	101	342
Family	G	4***	NC	21,661	21,750	100	3,558
Superior	G	5	NC	14,453	14,074	97	2,374
Environmental	L	1	I	300	232	77	49
Probate	L	1	I	5,205	5,009	96	855
State Total				43,699	43,161	99	7,178
VIRGINIA							
Circuit	G	3	R	111,346	103,402	93	1,573
District	L	4	R	1,297,077 A	1,322,069 A	102	18,324
State Total				1,408,423 *	1,425,471 *	101	19,897

(continued on next page)

TABLE 9: Reported Total State Trial Court Civil Caseload, 2000 (continued)

State/Court name:	Jurisdiction	Support/custody:		Total civil filings and qualifying footnotes	Total civil dispositions and qualifying footnotes	Dispositions as a percentage of filings	Filings per 100,000 total population
		(a) method of count code	(b) decree change counted as				
WASHINGTON							
Superior	G	6	R	157,358 B	152,383 B	97	2,670
District	L	1	I	147,191	112,420	76	2,497
Municipal	L	1	I	557 A	171 A	31	9
State Total				305,106 *	264,974 *	87	5,176
WEST VIRGINIA							
Circuit	G	5	R	47,716 B	44,808 B	94	2,639
Magistrate	L	1	I	63,726	62,915	99	3,524
State Total				111,442 *	107,723 *	97	6,163
WISCONSIN							
Circuit	G	6**	NF	267,035 A	266,956 A	100	4,979
WYOMING							
District	G	5	R	11,875	12,299	104	2,405
Circuit	L	4	R	19,625 A	18,088 A	92	3,974
Justice of the Peace	L	1	I	NA	NA		
State Total							

NOTE: All state trial courts with civil jurisdiction are listed in the table regardless of whether caseload data are available. Blank spaces in the table indicate that a particular calculation, such as the total state caseload, is not appropriate. State total "filings per 100,000 population" may not equal the sum of the filing rates for the individual courts due to rounding.

NA = Data are not available

JURISDICTION CODES:

G = General Jurisdiction
L = Limited Jurisdiction

SUPPORT/CUSTODY CODES:

(a) Method of count codes:

- 1 = The court does not have jurisdiction over support/custody cases
- 2 = Support/custody caseload data are not available
- 3 = Only contested support/custody cases and all interstate support cases (where the court has jurisdiction) are counted separately from marriage dissolution cases
- 4 = Both contested and uncontested support/custody cases and interstate support cases (where the court has jurisdiction) are counted separately from marriage dissolution cases
- 5 = Support/custody is counted as a proceeding of the marriage dissolution and, thus, a marriage dissolution that involves support/custody is counted as one case
- 6 = Support/custody is counted as a proceeding of the marriage dissolution, but interstate support cases are counted separately

** Nondissolution support/custody cases are also counted separately.

*** Court has only interstate support jurisdiction.

(b) Decree change counted as:

NC = Not counted/collected
NF = New filing
R = Reopened case

QUALIFYING FOOTNOTES:

The absence of a qualifying footnote indicates that data are complete.

† Data for all Oklahoma Courts are for 1997. Data for all Mississippi courts and for Georgia Probate Court are for 1999. Data for Pennsylvania Court of Common Pleas are preliminary 2000 data.

* See the qualifying footnote for each court within the state. Each footnote has an effect on the state's total.

A: The following courts' data are incomplete:

- California—Superior Court—Total civil filed and disposed data do not include partial data from several courts.
- Colorado—District, Denver Juvenile & Denver Probate Court—Total civil filed and disposed data do not include **administrative agency appeals**. Disposed data also do not include **adoption, paternity, and some support/custody cases**.
- County Court—Total civil filed and disposed data do not include most **miscellaneous civil cases**. Disposed data also do not include cases from Denver County Court.

(continued on next page)

TABLE 9: Reported Total State Trial Court Civil Caseload, 2000 (continued)

Florida—Circuit Court—Total **civil** filed and disposed data do not include partial data from several courts. Disposed data also do not include **civil appeals** and reopened cases, and are less than 75% complete.

—County Court—Total **civil** filed and disposed data do not include partial data from several courts. Disposed data also do not include reopened cases.

Georgia—Magistrate Court—Total **civil** filed and disposed data do not include partial data from 43 courts.

—Probate Court—Total **civil** filed data do not include any cases from 62 of 159 counties, and partial data from 46 counties, and are less than 75% complete.

—State Court—Total **civil** filed and disposed data do not include any cases from 11 courts.

Idaho—District Court—Total **civil** filed and disposed data do not include **mental health** cases.

—Magistrate Division—Total **civil** filed and disposed data do not include **mental health** cases.

Indiana—Superior and Circuit Courts—Total **civil** filed and disposed data do not include **civil appeals** and **support/custody** cases.

Kentucky—District Court—Total **civil** filed and disposed data do not include **paternity** and **interstate support** cases.

Maryland—District Court—Total **civil** disposed data do not include **tort, contract, real property rights, small claims, and miscellaneous civil** cases, and are less than 75% complete.

Michigan—Circuit Court—Total **civil** disposed data do not include **adoption, some miscellaneous domestic relations, and some miscellaneous civil** cases.

Mississippi—County Court—Total **civil** filed and disposed data do not include some cases.

Montana—City Court—Total **civil** filed data do not include data from several courts.

Nevada—District Court—Total **civil** filed data do not include partial data from several courts.

—Justice Court—Total **civil** filed data do not include partial data from several courts.

New Hampshire—Probate Court—Total **civil** disposed data do not include some **estate** and some **miscellaneous civil** cases and are less than 75% complete.

New York—Civil Court of the City of New York—Total **civil** filed and disposed data do not include **administrative agency appeals** cases.

—District and City Court—Total **civil** filed and disposed data do not include **administrative agency appeals** cases.

North Carolina—District Court—Total **civil** filed and disposed data do not include **mental health** cases. Disposed data also do not include **miscellaneous civil** cases.

Pennsylvania—Court of Common Pleas—Total **civil** filed and disposed data do not include some **civil appeals** cases.

—Philadelphia Municipal Court—Total **civil** filed and disposed data do not include **domestic violence** cases.

Puerto Rico—Court of First Instance—Total **civil** filed and disposed data do not include **domestic violence** cases.

Rhode Island—Workers' Compensation Court—Total **civil** filed and disposed data do not include some **administrative agency appeals**.

—District Court—Total **civil** disposed data do not include **mental health, domestic violence, and administrative agency appeals**.

—Family Court—Total **civil** disposed data do not include **marriage dissolution, interstate support, and paternity** cases, and are less than 75% complete.

South Carolina—Probate Court—Total **civil** filed and disposed data do not include **mental health** cases, and are less than 75% complete.

Texas—Justice of the Peace Court—Total **civil** filed and disposed data represent a reporting rate of 91%.

—Municipal Court—Total **civil** filed and disposed data represent a reporting rate of 90%.

Utah—Justice Court—Total **civil** filed and disposed data do not include any data from seven courts and partial data from 25 courts.

Virginia—District Court—Total **civil** filed and disposed data do not include some **domestic relations** cases.

Washington—Municipal Court—Total **civil** filed and disposed data represent a reporting rate of 99%.

Wisconsin—Circuit Court—Total **civil** filed and disposed data do not include **domestic violence** cases.

Wyoming—Circuit Court—Total **civil** disposed data do not include **trial court civil appeals** cases and data from one county.

B: The following courts' data are overinclusive:

Alabama—Circuit Court—Total **civil** filed and disposed data include **extraordinary writs**.

Alaska—Superior Court—Total **civil** filed data include **extraordinary writs, orders to show cause, unfair trade practices, and postconviction remedy proceedings**.

—District Court—Total **civil** filed and disposed data include **juvenile** cases filed in noncomputerized District Courts.

Delaware—Superior Court—Total **civil** filed and disposed data include **extraordinary writs**.

—Family Court—Total **civil** filed and disposed data include **status offense petition** cases.

Georgia—Superior Court—Total **civil** filed and disposed data include **extraordinary writs**.

Iowa—District Court—Total **civil** filed and disposed data include **postconviction remedy proceedings**.

Maryland—Circuit Court—Total **civil** filed and disposed data include **estate** cases from the Orphan's Court.

Montana—Justice of the Peace Court—Total **civil** filed data include some City Court cases.

New York—Supreme and County Court—Total **civil** filed and disposed data include **postconviction remedy proceedings**.

North Carolina—Superior Court—Total **civil** filed and disposed data include **mental health** cases from District Court.

Ohio—Court of Common Pleas—Total **civil** filed and disposed data include **postconviction remedy proceedings**.

Oregon—Circuit Court—Total **civil** filed and disposed data include **criminal appeals** cases.

South Carolina—Circuit Court—Total **civil** filed and disposed data include **postconviction remedy proceedings**.

—Family Court—Total **civil** filed and disposed data include **child-victim petition** cases.

(continued on next page)

TABLE 9: Reported Total State Trial Court Civil Caseload, 2000 (continued)

Texas—District Court—Total **civil** filed and disposed data include **child-victim petition** cases.
—County-level Court—Total **civil** filed data include **child-victim petition** cases.

Washington—Superior Court—Total **civil** filed and disposed data include **postconviction remedy proceedings** and **extraordinary writs**.

West Virginia—Circuit Court—Total **civil** filed and disposed data include **postconviction remedy proceedings** and **extraordinary writs**.

C: The following courts' data are incomplete and overinclusive:

Alaska—Superior Court—Total **civil** disposed data include extraordinary writs, orders to show cause, unfair trade practices, and **postconviction remedy proceedings**, but do not include **miscellaneous domestic relations** (termination of parental rights) cases.

Connecticut—Superior Court—Total **civil** filed and disposed data include **postconviction remedy proceedings**, but do not include most **interstate support** cases. Disposed data also do not include most **small claims** cases, and are less than 75% complete.

Nebraska—District Court—Total **civil** filed data include **postconviction remedy proceedings**, but do not include **civil appeals** cases.

Texas—County-level Court—Total **civil** disposed data include **child-victim petition** cases, but do not include **probate/wills/intestate, guardianship/conservatorship/trusteeship, and mental health** cases, and are less than 75% complete. The court conducted 84,463 probate hearings and 32,837 mental health hearings during the year.

TABLE 10: Reported Total State Trial Court Criminal Caseload, 2000

State/Court name:	Jurisdiction	Unit of count	Point of filing	Total criminal filings and qualifying footnotes	Total criminal dispositions and qualifying footnotes	Dispositions as a percentage of filings	Filings per 100,000 adult population
ALABAMA							
Circuit	G	G	A	67,817 B	69,529 B	103	2,040
District	L	B	B	186,577	181,829	97	5,614
Municipal	L	M	B	159,267 C	127,686 C	80	4,792
State Total				413,661 *	379,044 *	92	12,446
ALASKA							
Superior	G	B	A	3,618 A	3,495 A	97	829
District	L	B	B	29,840 B	29,795 B	100	6,841
State Total				33,458 *	33,290 *	99	7,670
ARIZONA							
Superior	G	D	A	42,573	38,557	91	1,131
Justice of the Peace	L	Z	B	103,384	86,101	83	2,747
Municipal	L	Z	B	240,348	217,553	91	6,386
State Total				386,305	342,211	89	10,264
ARKANSAS							
Circuit	G	A	A	60,814	56,351	93	3,051
City	L	A	B	15,480	11,162	72	777
Justice of the Peace	L	A	B	NA	NA		
Municipal	L	A	B	340,869	256,691	75	17,103
Police	L	A	B	1,006	410	41	50
State Total							
CALIFORNIA							
Superior	G	B	A	789,261 C	737,662 C	93	3,206
COLORADO							
District, Denver Juvenile, Denver Probate	G	D	B	35,770 A	36,037 A	101	1,118
County	L	D	B	158,077 B	99,259 C		4,939
State Total				193,847 *	135,296 *		6,057
CONNECTICUT							
Superior	G	E	A	113,234 C	109,590 C	97	4,417
DELAWARE							
Superior	G	B	A	8,524 B	7,976 B	94	1,447
Alderman's	L	A	B	2,781 C	2,833 C	102	472
Court of Common Pleas	L	A	B	NA	NA		
Family	L	B	B	4,696	4,756	101	797
Justice of the Peace	L	A	B	98,134 A	98,328 A	100	16,661
State Total							
DISTRICT OF COLUMBIA							
Superior	G	B	G	30,360 A	31,156 A	103	6,642
FLORIDA							
Circuit	G	E	A	194,141 A	158,856 A		1,574
County	L	A	B	385,653 A	323,938 A		3,126
State Total				579,794 *	482,794 *		4,700

(continued on next page)

TABLE 10: Reported Total State Trial Court Criminal Caseload, 2000 (continued)

State/Court name:	Jurisdiction	Unit of count	Point of filing	Total criminal filings and qualifying footnotes	Total criminal dispositions and qualifying footnotes	Dispositions as a percentage of filings	Filings per 100,000 adult population
GEORGIA							
Superior	G	G	A	98,749 B	102,991 B	104	1,641
County Recorder's	L	M	M	NA	NA		
Magistrate	L	B	B	68,823 A	47,384 A	69	1,144
Municipal	L	M	M	NA	NA		
Municipal and City of Atlanta	L	M	M	NA	NA		
Probate †	L	B	A	3,298 A	3,502 A	106	55
State	L	G	A	102,228 A	93,353 A	91	1,699
State Total							
HAWAII							
Circuit	G	G	B	8,306	7,632	92	907
District	L	A	C	51,345 A	45,364 A	88	5,607
State Total				59,651 *	52,996 *	89	6,514
IDAHO							
District	G	J	F	11,274	11,092	98	1,219
Magistrates Division	L	J	F	96,592	95,354	99	10,443
State Total				107,866	106,446	99	11,662
ILLINOIS							
Circuit	G	G	A	609,559	633,982	104	6,645
INDIANA							
Superior and Circuit	G	B	A	194,121 A	200,491 A	103	4,308
City and Town	L	B	F	49,670 B	47,529 B	96	1,102
County	L	B	F	15,362	13,334	87	341
State Total				259,153 *	261,354 *	101	5,751
IOWA							
District	G	B	A	82,356 A	91,505 A	111	3,756
KANSAS							
District	G	B	C	49,488	51,051	103	2,505
Municipal	L	B	C	12,965 A	15,669 A	121	656
State Total				62,453 *	66,720 *	107	3,161
KENTUCKY							
Circuit	G	B	A	22,432	21,563	96	736
District	L	B	F	212,141 B	208,987 B	99	6,962
State Total				234,573 *	230,550 *	98	7,699
LOUISIANA							
District	G	Z	A	152,016	NA		4,679
City and Parish	L	B	F	226,617	197,296	87	6,975
State Total				378,633			11,653
MAINE							
Superior	G	E	A	NA	NA		
District	L	E	F	NA	NA		
State Total							
MARYLAND							
Circuit	G	B	A	73,097 B	69,221 B	95	1,855
District	L	B	A	243,105	256,043	105	6,170
State Total				316,202 *	325,264 *	103	8,025

(continued on next page)

TABLE 10: Reported Total State Trial Court Criminal Caseload, 2000 (continued)

State/Court name:	Jurisdiction	Unit of count	Point of filing	Total criminal filings and qualifying footnotes	Total criminal dispositions and qualifying footnotes	Dispositions as a percentage of filings	Filings per 100,000 adult population
MASSACHUSETTS							
Superior Court	G	D	B	5,018	5,717	114	103
District Court	L	D	B	311,490	239,568 B		6,424
Boston Municipal Court	L	D	B	11,333 B	10,333 B	91	234
Housing Court	L	D	B	8,544	NA		176
State Total				336,385 *			6,937
MICHIGAN							
Circuit	G	B	A	64,084	59,983	94	873
District	L	B	B	398,264	372,211	93	5,424
Municipal	L	B	B	3,052	3,147	103	42
State Total				465,400	435,341	94	6,338
MINNESOTA							
District	G	B	B	283,602 B	282,468 B	100	7,807
MISSISSIPPI †							
Circuit	G	B	B	NA	23,262		
County	L	B	B	NA	NA		
Justice	L	B	B	NA	NA		
Municipal	L	B	B	NA	NA		
State Total							
MISSOURI							
Circuit	G	G	G	188,115	174,293	93	4,514
MONTANA							
District	G	G	A	6,394	5,973	93	951
City	L	B	B	59,454 A	NA		8,846
Justice of the Peace	L	B	B	117,938 C	NA		17,547
Municipal	L	B	B	68,715	NA		10,223
State Total				252,501 *			37,567
NEBRASKA							
District	G	B	A	8,803 B	NA		698
County	L	B	F	109,313 B	NA		8,669
State Total				118,116 *			9,367
NEVADA							
District	G	Z	A	11,477 A	NA		772
Justice	L	Z	B	44,286 A	NA		2,979
Municipal	L	Z	B	69,663 A	NA		4,687
State Total				125,426 *			
NEW HAMPSHIRE							
Superior	G	A	A	19,290	18,492	96	2,083
District	L	A	B	48,509	47,899	99	5,237
State Total				67,799	66,391	98	7,320
NEW JERSEY							
Superior	G	B	A	47,917	48,717	102	757
Municipal	L	B	B	401,503	338,751	84	6,346
State Total				449,420	387,468	86	7,103
NEW MEXICO							
District	G	E	A	18,501	17,229	93	1,412
Magistrate	L	E	B	25,492	20,276	80	1,945
Metropolitan Ct. of Bernalillo County	L	E	B	13,191	12,463	94	1,007
State Total				57,184	49,968	87	4,364

(continued on next page)

TABLE 10: Reported Total State Trial Court Criminal Caseload, 2000 (continued)

State/Court name:	Jurisdiction	Unit of court	Point of filing	Total criminal filings and qualifying footnotes	Total criminal dispositions and qualifying footnotes	Dispositions as a percentage of filings	Filings per 100,000 adult population
NEW YORK							
Supreme and County Criminal Court of the City of New York	G	E	A	53,932	58,138	108	378
District and City	L	E	D	358,416	361,790	101	2,509
Town and Village Justice	L	E	D	264,633 B	257,599 B	97	1,852
State Total				NA	NA		
NORTH CAROLINA							
Superior District	G	E	A	136,491	133,532	98	2,243
District	L	E	G	548,729 C	542,866 C	99	9,017
State Total				685,220 *	676,398 *	99	11,260
NORTH DAKOTA							
District	G	B	A	36,274	34,277	94	7,536
Municipal	L	B	B	NA	NA		
State Total							
OHIO							
Court of Common Pleas	G	B	C	68,923	68,404	99	814
County	L	B	E	52,624 B	53,072 B	101	622
Mayor's	L	B	E	NA	NA		
Municipal	L	B	E	558,687 B	557,393 B	100	6,600
State Total							
OKLAHOMA †							
District	G	J	A	95,935	81,632	85	3,750
OREGON							
Circuit	G	B	G	101,235 A	98,012 A	97	3,932
Justice	L	E	B	NA	NA		
Municipal	L	A	B	NA	NA		
State Total							
PENNSYLVANIA							
Court of Common Pleas	G	B	A	162,414 A	160,265 A	99	1,735
District Justice	L	B	B	183,836	178,808	97	1,964
Philadelphia Municipal	L	B	B	46,606 A	45,442 A	98	498
Pittsburgh City Magistrates	L	B	B	8,410 B	NA		90
State Total				401,266 *			4,288
PUERTO RICO							
Court of First Instance	G	J	B	92,040 B	88,541 B	96	3,388
RHODE ISLAND							
Superior District	G	D	A	5,939	6,018	101	742
District	L	A	B	28,017	28,850	103	3,500
State Total				33,956	34,868	103	4,242
SOUTH CAROLINA							
Circuit	G	B	A	114,358	116,348	102	3,809
Magistrate	L	B	E	245,734	253,120	103	8,185
Municipal	L	B	E	70,361	NA		2,344
State Total				430,453			14,337

(continued on next page)

TABLE 10: Reported Total State Trial Court Criminal Caseload, 2000 (continued)

State/Court name:	Jurisdiction	Unit of count	Point of filing	Total criminal filings and qualifying footnotes	Total criminal dispositions and qualifying footnotes	Dispositions as a percentage of filings	Filings per 100,000 adult population
SOUTH DAKOTA							
Circuit	G	B	B	37,325	23,146 A		6,759
TENNESSEE							
Circuit, Criminal, and Chancery General Sessions	G	A	A	96,744 A	97,677 A	101	2,255
Municipal	L	M	M	NA	NA		
State Total	L	M	M	NA	NA		
TEXAS							
District	G	B	A	174,399	175,937	101	1,165
County-level Justice of the Peace	L	B	F	460,419	447,409 A		3,077
Municipal	L	A	B	637,053 A	515,206 A	81	4,257
State Total	L	A	B	884,112 A	837,533 A	95	5,908
				2,155,983 *	1,976,085 *		14,407
UTAH							
District	G	J	A	62,906 B	70,785 B	113	4,154
Justice	L	B	B	58,580 A	55,158 A	94	3,868
State Total				121,486 *	125,943 *	104	8,022
VERMONT							
District Superior	G	D	C	22,166	21,718	98	4,805
State Total	G	B	A	0	2		
				22,166	21,720	98	4,805
VIRGINIA							
Circuit	G	A	A	159,107 B	153,126 B	96	2,979
District	L	A	E	383,058 A	404,809 A	106	7,173
State Total				542,165 *	557,935 *	103	10,152
WASHINGTON							
Superior	G	D	F	40,971	40,024	98	935
District	L	C	B	94,494	106,242	112	2,157
Municipal	L	C	B	82,142 A	107,114 A	130	1,875
State Total				217,607 *	253,380 *	116	4,968
WEST VIRGINIA							
Circuit	G	J	A	6,964	6,883	99	495
Magistrate	L	J	E	138,295	123,613	89	9,836
Municipal	L	A	B	NA	NA		
State Total							
WISCONSIN							
Circuit	G	D	C	142,411 B	145,098 B	102	3,565
Municipal	L	A	B	NA	8,894 A		
State Total					153,992 *		
WYOMING							
District	G	J	A	2,158	2,243	104	591
Circuit	L	J	B	16,281 A	NA		4,462
Justice of the Peace	L	J	B	NA	NA		
Municipal	L	A	B	NA	NA		
State Total							

(continued on next page)

TABLE 10: Reported Total State Trial Court Criminal Caseload, 2000 (continued)

NOTE: All state trial courts with criminal jurisdiction are listed in the table regardless of whether caseload data are available. Blank spaces in the table indicate that a particular calculation, such as the total state caseload, is not appropriate. State total "filings per 100,000 population" may not equal the sum of the filing rates for the individual courts due to rounding.

NA = Data are not available.

JURISDICTION CODES:

G = General Jurisdiction
L = Limited Jurisdiction

UNIT OF COUNT CODES:

M = Missing data
I = Data element is inapplicable
A = Single defendant—single charge
B = Single defendant—single incident (one/more charges)
C = Single defendant—single incident/maximum number charges (usually two)
D = Single defendant—one/more incidents
E = Single defendant—content varies with prosecutor
F = One/more defendants—single charge
G = One/more defendants—single incident (one/more charges)
H = One/more defendants—single incident/maximum number charges (usually two)
J = One/more defendants—one/more incidents
K = One/more defendants—content varies with prosecutor
L = Inconsistent during reporting year
Z = Both the defendant and charge components vary within the state

POINT OF FILING CODES:

M = Missing data
I = Data element is inapplicable
A = At the filing of the information/indictment
B = At the filing of the complaint
C = When defendant enters plea/initial appearance
D = When docketed
E = At issuing of warrant
F = At filing of information/complaint
G = Varies (at filing of the complaint, information, indictment)

QUALIFYING FOOTNOTES:

The absence of a qualifying footnote indicates that data are complete.

† Data for Oklahoma District Court are for 1997. Data for Georgia Probate and Mississippi Circuit Courts are for 1999. Data for Pennsylvania Court of Common Pleas are preliminary 2000 data.

* See the qualifying footnote for each court within the state. Each footnote has an effect on the state's total.

A: The following courts' data are incomplete:

- Alaska—Superior Court—Total criminal filed and disposed data do not include criminal appeals cases.
- Colorado—District, Denver Juvenile, and Denver Probate Courts—Total criminal filed and disposed data do not include criminal appeals.
- Delaware—Justice of the Peace Court—Total criminal filed and disposed data do not include DWI/DUI cases.
- District of Columbia—Superior Court—Total criminal filed and disposed data do not include DWI/DUI cases.
- Florida—Circuit Court—Total criminal filed data do not include partial data from several courts. Disposed data do not include criminal appeals and reopened cases, and partial data from several courts.
 - County Court—Total criminal filed and disposed data do not include partial data from several courts. Disposed data also do not include reopened cases.
- Georgia—Magistrate Court—Total criminal filed and disposed data do not include partial data from 55 courts.
 - Probate Court—Total criminal filed and disposed data do not include any cases from 51 of 159 counties, partial data from 27 counties, and do not include DWI/DUI cases which are reported with traffic/other violation data, and are less than 75% complete.
 - State Court—Total criminal filed and disposed data do not include some DWI/DUI cases, and data from 11 courts.
- Hawaii—District Court—Total criminal filed and disposed data do not include some misdemeanor cases.
- Indiana—Superior and Circuit Courts—Total criminal filed and disposed data do not include criminal appeals cases.
- Iowa—District Court—Total criminal filed and disposed data do not include some misdemeanor cases.
- Kansas—Municipal Court—Total criminal filed and disposed data do not include partial data from one court.
- Montana—City Court—Total criminal filed data do not include data from several courts.
- Nevada—District Court—Total criminal filed data do not include partial data from several courts.
 - Justice Court—Total criminal filed data do not include partial data from several courts.
 - Municipal Court—Total criminal filed data do not include partial data from several courts.
- Oregon—Circuit Court—Total criminal filed and disposed data do not include criminal appeals cases.
- Pennsylvania—Court of Common Pleas—Total criminal filed and disposed data do not include some criminal appeals cases.
 - Philadelphia Municipal Court—Total criminal filed and disposed data do not include some misdemeanor cases.
- South Dakota—Circuit Court—Total criminal disposed data do not include dispositions by court trial.

(continued on next page)

TABLE 10: Reported Total State Trial Court Criminal Caseload, 2000 (continued)

Tennessee—Circuit, Criminal, and Chancery Courts—Total **criminal** filed and disposed data do not include **miscellaneous criminal** cases.

Texas—County-level Court—Total **criminal** disposed data do not include some **criminal appeals** cases.

—Justice of the Peace Court—Total **criminal** filed and disposed data represent a reporting rate of 91%.

—Municipal Court—Total **criminal** filed and disposed data represent a reporting rate of 90%.

Utah—Justice Court—Total **criminal** filed and disposed data do not include any cases from seven courts and partial data from 25 courts.

Virginia—District Court—Total **criminal** filed and disposed data do not include **DWI/DUI** cases.

Washington—Municipal Court—Total **criminal** filed and disposed data represent a reporting rate of 99%.

Wisconsin—Municipal Court—Total **criminal** disposed data represent a reporting rate of 98%.

Wyoming—Circuit Court—Total **criminal** filed data do not include reopened **misdemeanor** and reopened **DWI/DUI** cases, and cases from one county.

B: The following courts' data are overinclusive:

Alabama—Circuit Court—Total **criminal** filed and disposed data include **postconviction remedy proceedings**.

Alaska—District Court—Total **criminal** filed and disposed data include some **moving traffic violation** cases and all **ordinance violation** cases.

Colorado—County Court—Total **criminal** filed data include **preliminary hearing proceedings**.

Delaware—Superior Court—Total **criminal** filed and disposed data include **postconviction remedy proceedings**.

Georgia—Superior Court—Total **criminal** filed and disposed data include all **traffic/other violation** cases.

Indiana—City and Town Courts—Total **criminal** filed and disposed data include some **ordinance violation** and some unclassified traffic cases.

Kentucky—District Court—Total **criminal** filed and disposed data include **ordinance violation** cases and **sentence review only proceedings**.

Maryland—Circuit Court—Total **criminal** filed and disposed data include some **postconviction remedy** and **sentence review only proceedings**.

Massachusetts—District Court—Total **criminal** disposed data include some **moving traffic**, some **ordinance violation**, and some **miscellaneous traffic** cases.

—Boston Municipal Court—Total **criminal** filed and disposed data include some **moving traffic**, some **ordinance violation**, and some **miscellaneous traffic** cases.

Minnesota—District Court—Total **criminal** filed and disposed data include **ordinance violation** cases.

Nebraska—District Court—Total **criminal** filed data include **civil appeals** cases.

—County Court—Total **criminal** filed data include **ordinance violation** cases.

New York—District and City Courts—Total **criminal** filed and disposed data include **ordinance violation** cases.

Ohio—County Court—Total **criminal** filed and disposed data include **ordinance violation** cases.

—Municipal Court—Total **criminal** filed and disposed data include **ordinance violation** cases.

Pennsylvania—Pittsburgh City Magistrates Court—Total **criminal** filed data include **ordinance violation** cases.

Puerto Rico—Court of First Instance—Total **criminal** filed and disposed data include **domestic violence** cases.

Utah—District Court—Total **criminal** filed and disposed data include **sentence review only proceedings**.

Virginia—Circuit Court—Total **criminal** filed and disposed data include **ordinance violation** cases.

Wisconsin—Circuit Court—Total **criminal** filed and disposed data include **domestic violence** cases.

C: The following courts' data are incomplete and overinclusive:

Alabama—Municipal Court—Total **criminal** filed and disposed data include **ordinance violation** cases, but do not include cases from 66 municipalities, and are less than 75% complete.

California—Superior Court—Total **criminal** filed and disposed data include some **ordinance violation** cases, but do not include **DWI/DUI** cases, and partial data from several courts.

Colorado—County Court—Total **criminal** disposed data include **preliminary hearing proceedings**, but do not include **misdemeanor** and **felony** cases from Denver County, and **DWI/DUI** cases.

Connecticut—Superior Court—Total **criminal** filed and disposed data include **ordinance violation** cases, but do not include **DWI/DUI** cases.

Delaware—Alderman's Court—Total **criminal** filed and disposed data include **ordinance violation** cases, but do not include cases from two courts and are less than 75% complete.

Montana—Justice of the Peace Court—Total **criminal** filed data include some City Court cases, but do not include partial data from three courts.

North Carolina—District Court—Total **criminal** filed and disposed data include some **ordinance violation** cases, but do not include **DWI/DUI** cases.

TABLE 11: Reported Total State Trial Court Traffic/Other Violation Caseload, 2000

State/Court name:	Jurisdiction	Parking	Total traffic filings and qualifying footnotes	Total traffic dispositions and qualifying footnotes	Dispositions as a percentage of filings	Filings per 100,000 total population
ALABAMA						
District	L	1	312,336	307,630	98	7,023
Municipal	L	1	474,904 A	364,518 A	77	10,679
State Total			787,240 *	672,148 *	85	17,702
ALASKA						
District	L	3	79,293 A	79,206 A	100	12,648
ARIZONA						
Justice of the Peace	L	1	569,763	531,008	93	11,105
Municipal	L	1	1,180,335	1,065,510	90	23,006
State Total			1,750,098	1,596,518	91	34,111
ARKANSAS						
City	L	1	46,377	36,340	78	1,735
Municipal	L	1	563,112	435,358	77	21,064
Police	L	1	4,279	1,115	26	160
State Total			613,768	472,813	77	22,958
CALIFORNIA						
Superior	G	6	6,063,404 C	5,799,424 C	96	17,901
COLORADO						
County	L	2	404,338	239,674 C		9,400
Municipal	L	1	NA	NA		
State Total						
CONNECTICUT						
Superior	G	6	220,800 C	227,760 C	103	6,484
DELAWARE						
Alderman's	L	4	11,897 A	12,135 A	102	1,518
Court of Common Pleas	L	2	72,211 B	66,755 B	92	9,215
Family	L	2	1,295	1,289	100	165
Justice of the Peace	L	2	278,761 B	282,026 B	101	35,574
State Total			364,164 *	362,205 *	99	46,473
DISTRICT OF COLUMBIA						
Superior	G	6	15,243 B	17,021 B	112	2,665
FLORIDA						
County	L	5	3,864,531 A	2,872,180 A		24,180
GEORGIA						
Superior	G	2	NA	NA		
County Recorder's	L	1	NA	NA		
Juvenile	L	2	14,322 A	13,680 A	96	175
Magistrate	L	2	66,053 A	48,336 A	73	807
Municipal and City of Atlanta	L	1	NA	NA		
Probate †	L	2	98,917 C	137,219 C	139	1,208
State	L	2	457,282 C	405,521 C	89	5,586
State Total						
HAWAII						
Circuit	G	2	604	539	89	50
District	L	4	437,334 B	393,970 B	90	36,097
State Total			437,938 *	394,509 *	90	36,147

(continued on next page)

TABLE 11: Reported Total State Trial Court Traffic/Other Violation Caseload, 2000 (continued)

State/Court name:	Jurisdiction	Parking	Total traffic filings and qualifying footnotes	Total traffic dispositions and qualifying footnotes	Dispositions as a percentage of filings	Filings per 100,000 total population
IDAHO						
Magistrates Division	L	3	277,555 A	279,030 A	101	21,450
ILLINOIS						
Circuit	G	2	2,944,441	2,516,357	85	23,709
INDIANA						
Superior and Circuit	G	3	576,914	593,398	103	9,488
City and Town	L	3	255,917 A	242,867 A	95	4,209
County	L	4	32,823	26,938	82	540
State Total			865,654 *	863,203 *	100	14,237
IOWA						
District	G	3	830,820 B	838,729 B	101	28,391
KANSAS						
District	G	4	189,514	186,932	99	7,049
Municipal	L	1	460,154 A	536,475 A	117	17,116
State Total			649,668 *	723,407 *	111	24,165
KENTUCKY						
District	L	3	452,433 A	455,020 A	101	11,194
LOUISIANA						
District	G	1	351,953	NA		7,875
City and Parish	L	1	726,246	627,867	86	16,251
Justice of the Peace	L	1	NA	NA		
Mayor's	L	1	NA	NA		
State Total						
MAINE						
Superior	G	2	NA	NA		
District	L	4	NA	NA		
State Total						
MARYLAND						
District	L	1	1,127,272	1,062,349 A		21,283
MASSACHUSETTS						
District Court	L	2	221,458	207,679 A		3,488
Boston Municipal Court	L	2	5,056 A	2,915 A	58	80
State Total			226,514 *	210,594 *		3,568
MICHIGAN						
District	L	4	2,674,505	2,702,468	101	26,911
Municipal	L	4	57,194	56,495	99	575
State Total			2,731,699	2,758,963	101	27,486
MINNESOTA						
District	G	4	1,475,594 A	1,492,447 A	101	29,995
MISSISSIPPI						
Municipal	L	1	NA	NA		
MISSOURI						
Circuit	G	2	397,659 A	386,360 A	97	7,107
Municipal	L	1	NA	NA		
State Total						

(continued on next page)

TABLE 11: Reported Total State Trial Court Traffic/Other Violation Caseload, 2000 (continued)

State/Court name:	Jurisdiction	Parking	Total traffic filings and qualifying footnotes	Total traffic dispositions and qualifying footnotes	Dispositions as a percentage of filings	Filings per 100,000 total population
MONTANA						
City	L	1	13,099 A	NA		1,452
Justice of the Peace	L	1	61,177 C	NA		6,781
Municipal	L	1	11,129	NA		1,234
State Total			85,405 *			
NEBRASKA						
County	L	1	188,397 A	NA		11,009
NEVADA						
District	G	2	2,650 A	NA		133
Justice	L	1	409,829 A	NA		20,509
Municipal	L	1	253,078 A	NA		12,665
State Total			665,557 *			33,307
NEW HAMPSHIRE						
District	L	4	73,984	74,188	100	5,987
NEW JERSEY						
Municipal	L	4	5,547,757	5,562,700	100	65,932
NEW MEXICO						
Magistrate	L	3	91,460	79,332	87	5,028
Metropolitan Ct. of Bernalillo County	L	3	81,341	68,303	84	4,472
Municipal	L	1	NA	NA		
State Total						
NEW YORK						
Criminal Court of the City of New York	L	2	604,406 A	423,422 A	70	3,185
District and City	L	4	616,350 A	508,333 A	82	3,248
Town and Village Justice	L	1	NA	NA		
State Total						
NORTH CAROLINA						
District	L	6	1,367,540 C	1,351,368 C	99	16,990
NORTH DAKOTA						
District	G	4	81,387	81,913 A		12,673
Municipal	L	1	55,323 C	55,323 C	100	8,615
State Total			136,710 *	137,236 *		
OHIO						
Court of Common Pleas	G	2	95,317	97,911	103	840
County	L	5	216,200 A	218,873 A	101	1,904
Mayor's	L	1	NA	NA		
Municipal	L	5	1,547,073 A	1,570,899 A	102	13,627
State Total						
OKLAHOMA †						
District	G	2	185,419	177,344	96	5,373
Municipal Court Not of Record	L	1	NA	NA		
Municipal Criminal Court of Record	L	1	NA	NA		
State Total						

(continued on next page)

TABLE 11: Reported Total State Trial Court Traffic/Other Violation Caseload, 2000 (continued)

State/Court name:	Jurisdiction	Parking	Total traffic filings and qualifying footnotes	Total traffic dispositions and qualifying footnotes	Dispositions as a percentage of filings	Filings per 100,000 total population
OREGON						
Circuit	G	2	328,962	332,281	101	9,615
Justice	L	3	NA	NA		
Municipal	L	3	NA	NA		
State Total						
PENNSYLVANIA						
District Justice	L	4	1,968,855	1,928,745	98	16,032
Philadelphia Municipal	L	2	19,410 B	19,204 B	99	158
Philadelphia Traffic	L	1	371,091 A	374,637 A	101	3,022
Pittsburgh City Magistrates	L	4	342,320 A	NA		2,787
State Total			2,701,676 *			21,999
PUERTO RICO						
Court of First Instance	G	2	50,450	47,224	94	1,325
RHODE ISLAND						
Municipal	L	1	NA	NA		
Traffic Tribunal	L	1	88,149	123,673	140	8,409
State Total						
SOUTH CAROLINA						
Family	L	2	NA	NA		
Magistrate	L	4	699,550 A	743,492 A	106	17,436
Municipal	L	4	338,021	410,691 B		8,425
State Total						
SOUTH DAKOTA						
Circuit	G	3	145,627	145,627	100	19,292
TENNESSEE						
Circuit, Criminal, and Chancery	G	2	13,884	13,868	100	244
General Sessions	L	1	NA	NA		
Municipal	L	1	NA	NA		
State Total						
TEXAS						
County-level	L	2	45,393	70,986 B		218
Justice of the Peace	L	4	1,998,406 A	1,771,409 A	89	9,584
Municipal	L	4	6,421,143 A	6,346,215 A	99	30,794
State Total			8,464,942 *	8,188,610 *		40,596
UTAH						
District	G	4	94,387	110,385	117	4,227
Justice	L	4	321,490 A	331,750 A	103	14,396
Juvenile	L	2	1,329	1,384	104	60
State Total			417,206 *	443,519 *	106	18,682
VERMONT						
District	G	2	729	740	102	120
Judicial Bureau	L	4	90,398	92,127	102	14,848
State Total			91,127	92,867	102	14,968
VIRGINIA						
Circuit	G	2	NA	NA		
District	L	4	1,953,286 B	1,972,069 B	101	27,595
State Total						

(continued on next page)

TABLE 11: Reported Total State Trial Court Traffic/Other Violation Caseload, 2000 (continued)

State/Court name:	Jurisdiction	Parking	Total traffic filings and qualifying footnotes	Total traffic dispositions and qualifying footnotes	Dispositions as a percentage of filings	Filings per 100,000 total population
WASHINGTON						
District	L	4	654,895	749,387	114	11,111
Municipal	L	4	1,083,541 A	1,106,374 A	102	18,383
State Total			1,738,436 *	1,855,761 *	107	29,494
WEST VIRGINIA						
Magistrate	L	2	185,720	161,133	87	10,270
Municipal	L	1	NA	NA		
State Total						
WISCONSIN						
Circuit	G	3	571,967	570,835	100	10,664
Municipal	L	3	NA	482,785 A		
State Total				1,053,620 *		
WYOMING						
Circuit	L	1	75,292 C	92,984 C	123	15,248
Justice of the Peace	L	1	NA	NA		
Municipal	L	1	NA	NA		
State Total						

NOTE: Parking violations are defined as part of the traffic/other violation caseload. However, states and courts within a state differ in the extent to which parking violations are processed through the courts. A code opposite the name of each court indicates the manner in which parking cases are reported by the court. Qualifying footnotes in Table 11 do not repeat the information provided by the code, and, thus, refer only to the status of the statistics on moving traffic, miscellaneous traffic, and ordinance violations. All state trial courts with traffic/other violation jurisdiction are listed in the table regardless of whether caseload data are available. Blank spaces in the table indicate that a particular calculation, such as the total state caseload, is not appropriate. State total "filings per 100,000 population" may not equal the sum of the filing rates for the individual courts due to rounding.

NA = Data are not available.

JURISDICTION CODES:

G = General Jurisdiction
L = Limited Jurisdiction

PARKING CODES:

- 1 = Parking data are unavailable
- 2 = Court does not have parking jurisdiction
- 3 = Only contested parking cases are included
- 4 = Both contested and uncontested parking cases are included
- 5 = Parking cases are handled administratively
- 6 = Uncontested parking cases are handled administratively; contested parking cases are handled by the court

QUALIFYING FOOTNOTES:

The absence of a qualifying footnote indicates that data are complete.

† Data for Oklahoma District Court are for 1997. Data for Georgia Probate Court are for 1999.

* See the qualifying footnote for each court within the state. Each footnote has an effect on the state's total.

A: The following courts' data are incomplete:

- Alabama—Municipal Court—Total traffic/other violation filed and disposed data do not include ordinance violation cases and data from 66 municipalities, and are less than 75% complete.
- Alaska—District Court—Total traffic/other violation filed and disposed data do not include some moving traffic violation cases and all ordinance violation cases.
- Delaware—Alderman's Court—Total traffic/other violation filed and disposed data do not include ordinance violation cases and cases from two courts, and are less than 75% complete.
- Florida—County Court—Total traffic/other violation filed and disposed data do not include partial data from several courts. Disposed data also do not include reopened cases.
- Georgia—Juvenile Court—Total traffic/other violation filed and disposed data do not include cases from 34 counties.
—Magistrate Court—Total traffic/other violation filed and disposed data do not include partial data from 55 counties.
- Idaho—Magistrates Division—Total traffic/other violation filed and disposed data do not include parking cases.
- Indiana—City and Town Courts—Total traffic/other violation filed and disposed data do not include some ordinance violation and some unclassified traffic cases.
- Kansas—Municipal Court—Total traffic/other violation filed and disposed data do not include parking cases, and partial data from one court.

(continued on next page)

TABLE 11: Reported Total State Trial Court Traffic/Other Violation Caseload, 2000 (continued)

<p>Kentucky—District Court—Total traffic/other violation filed and disposed data do not include ordinance violation cases.</p> <p>Maryland—District Court—Total traffic/other violation disposed data do not include parking and ordinance violation cases.</p> <p>Massachusetts—District Court—Total traffic/other violation disposed data do not include some ordinance violation, some moving traffic, some miscellaneous traffic, and all juvenile traffic cases, and are less than 75% complete. —Boston Municipal Court—Total traffic/other violation filed and disposed data do not include some cases reported with misdeemeanor caseload.</p> <p>Minnesota—District Court—Total traffic/other violation filed and disposed data do not include ordinance violation cases.</p> <p>Missouri—Circuit Court—Total traffic/other violation filed and disposed data do not include those ordinance violation cases heard by municipal judges, and are less than 75% complete.</p> <p>Montana—City Court—Total traffic/other violation filed data do not include cases from several courts.</p> <p>Nebraska—County Court—Total traffic/other violation filed data do not include ordinance violation and parking cases.</p> <p>Nevada—District Court—Total traffic filed data do not include partial data from several courts. —Justice Court—Total traffic filed data do not include partial data from several courts. —Municipal Court—Total traffic filed data do not include partial data from several courts.</p> <p>New York—Criminal Court of the City of New York—Total traffic/other violation filed and disposed data do not include moving traffic, miscellaneous traffic, and some ordinance violation cases and are less than 75% complete. —District and City Courts—Total traffic/other violation filed and disposed data do not include ordinance violation cases.</p> <p>North Dakota—District Court—Total traffic/other violation disposed data do not include juvenile traffic cases.</p> <p>Ohio—County Court—Total traffic/other violation filed and disposed data do not include ordinance violation cases. —Municipal Court—Total traffic/other violation filed and disposed data do not include ordinance violation cases.</p> <p>Pennsylvania—Philadelphia Traffic Court—Total traffic/other violation filed and disposed data do not include ordinance violation, parking, and miscellaneous traffic cases, and are less than 75% complete. —Pittsburgh City Magistrates Court—Total traffic/other violation filed data do not include ordinance violation cases.</p> <p>South Carolina—Magistrate Court—Total traffic/other violation filed and disposed data do not include ordinance violation cases.</p> <p>Texas—Justice of the Peace Court—Total traffic/other violation filed and disposed data represent a reporting rate of 91%. —Municipal Court—Total traffic/other violation filed and disposed data represent a reporting rate of 90%.</p> <p>Utah—Justice Court—Total traffic/other violation filed and disposed data do not include any cases from seven courts and partial data from 25 courts.</p> <p>Washington—Municipal Court—Total traffic/other violation filed and disposed data represent a reporting rate of 99%.</p> <p>Wisconsin—Municipal Court—Total traffic/other violation disposed data represent a reporting rate of 98%.</p>	<p>B: The following courts' data are overinclusive:</p> <p>Delaware—Court of Common Pleas—Total traffic/other violation filed and disposed data include all criminal cases. —Justice of the Peace Court—Total traffic/other violation filed and disposed data include DWI/DUI cases.</p> <p>District of Columbia—Superior Court—Total traffic/other violation filed and disposed data include DWI/DUI cases.</p> <p>Hawaii—District Court—Total traffic/other violation filed and disposed data include some misdeemeanor cases.</p> <p>Iowa—District Court—Total traffic/other violation filed and disposed data include some misdeemeanor cases.</p> <p>Pennsylvania—Philadelphia Municipal Court—Total traffic/other violation filed and disposed data include domestic violence and some misdeemeanor cases.</p> <p>South Carolina—Municipal Court—Total traffic/other violation disposed data include misdeemeanor and DWI/DUI cases.</p> <p>Texas—County-level Court—Total traffic/other violation disposed data include some criminal appeals cases.</p> <p>Virginia—District Court—Total traffic/other violation filed and disposed data include DWI/DUI cases.</p> <p>C: The following courts' data are incomplete and overinclusive:</p> <p>California—Superior Court—Total traffic/other violation filed and disposed data include DWI/DUI cases, but do not include some ordinance violation cases, and partial data from several courts.</p> <p>Colorado—County Court—Total traffic/other violation disposed data include DWI/DUI cases, but do not include cases from Denver County, and are less than 75% complete.</p> <p>Connecticut—Superior Court—Total traffic/other violation filed and disposed data include DWI/DUI cases, but do not include ordinance violation cases.</p> <p>Georgia—Probate Court—Total traffic/other violation filed and disposed data include DWI/DUI cases, but do not include data from 51 of 159 counties, partial data from 27 counties, and are less than 75% complete. —State Court—Total traffic/other violation filed and disposed data include some DWI/DUI cases, but do not include cases from 11 courts.</p> <p>Montana—Justice of the Peace Court—Total traffic/other violation filed data include some City Court cases, but do not include partial data from three courts.</p> <p>North Carolina—District Court—Total traffic/other violation filed and disposed data include DWI/DUI cases, but do not include some ordinance violation cases.</p> <p>North Dakota—Municipal Court—Total traffic/other violation filed and disposed data include DWI/DUI cases, but do not include ordinance violation and parking cases, and represent only the 12 municipalities with the highest case volume, thus are less than 75% complete.</p> <p>Wyoming—Circuit Court—Total traffic/other violation filed data include reopened misdeemeanor and reopened DWI/DUI cases, but do not include data from one county. Disposed data include all misdeemeanor and all DWI/DUI cases, but do not include data from one county.</p>
--	---

TABLE 12: Reported Total State Trial Court Juvenile Caseload, 2000

State/Court name:	Jurisdiction	Point of filing	Total juvenile filings and qualifying footnotes	Total juvenile dispositions and qualifying footnotes	Dispositions as a percentage of filings	Filings per 100,000 juvenile population
ALABAMA						
Circuit	G	A	22,689	21,976	97	2,020
District	L	A	32,376	31,645	98	2,882
State Total			55,065	53,621	97	4,902
ALASKA						
Superior	G	C	2,808	2,572 B		1,472
District	L	I	NA	NA		
State Total						
ARIZONA						
Superior	G	C	23,211	20,028	86	1,698
ARKANSAS						
Chancery and Probate	G	C	23,546	23,467	100	3,461
CALIFORNIA						
Superior	G	C	135,859 A	124,044 A	91	1,469
COLORADO						
District, Denver Juvenile, Denver Probate	G	A	26,680	40,434 B		2,424
CONNECTICUT						
Superior	G	F	24,358	24,247	100	2,894
DELAWARE						
Family	L	C	11,911 A	12,058 A	101	6,121
DISTRICT OF COLUMBIA						
Superior	G	B	4,558	4,848	106	3,964
FLORIDA						
Circuit	G	A	169,263 A	86,353 A		4,642
GEORGIA						
Juvenile	L	A	77,179 A	70,214 A	91	3,558
HAWAII						
Circuit	G	F	30,223	29,284	97	10,219
IDAHO						
District	G	C	2	2	100	1
Magistrates Division	L	C	15,135	14,341	95	4,101
State Total			15,137	14,343	95	4,102
ILLINOIS						
Circuit	G	C	30,189	50,057	166	930
INDIANA						
Probate	G	C	1,774	1,699	96	113
Superior and Circuit	G	C	43,239 B	41,168 B	95	2,746
State Total			45,013 *	42,867 *	95	2,859
IOWA						
District	G	A	10,818	NA		1,475
KANSAS						
District	G	C	24,505	21,754	89	3,437

(continued on next page)

TABLE 12: Reported Total State Trial Court Juvenile Caseload, 2000 (continued)

State/Court name:	Jurisdiction	Point of filing	Total juvenile filings and qualifying footnotes	Total juvenile dispositions and qualifying footnotes	Dispositions as a percentage of filings	Filings per 100,000 juvenile population
KENTUCKY						
District	L	C	54,557 B	48,451 B	89	5,484
LOUISIANA						
District	G	C	10,054	NA		824
Family and Juvenile City and Parish	G	C	13,668	12,041	88	1,121
State Total	L	C	12,447	10,443	84	1,020
			36,169			2,965
MAINE						
District	L	C	NA	NA		
MARYLAND						
Circuit	G	C	39,285	32,683	83	2,897
District	L	C	8,193	7,851	96	604
State Total			47,478	40,534	85	3,501
MASSACHUSETTS						
District Court	L	C	7,906	6,184 B		527
Juvenile Court	L	C	43,713	NA		2,914
State Total			51,619			3,441
MICHIGAN						
Circuit	G	C	85,807	NA		3,306
MINNESOTA						
District	G	C	70,353	70,765	101	5,467
MISSISSIPPI						
Chancery	L	C	NA	NA		
County	L	C	NA	NA		
State Total						
MISSOURI						
Circuit	G	C	32,611	30,746	94	2,284
MONTANA						
District	G	C	2,837	2,885	102	1,233
NEBRASKA						
County	L	C	6,768	NA		1,503
Separate Juvenile	L	C	4,691	NA		1,042
State Total			11,459			2,545
NEVADA						
District	G	C	12,599 A	NA		2,462
NEW HAMPSHIRE						
District	L	C	8,937	8,133	91	2,887
NEW JERSEY						
Superior	G	F	93,508	95,150	102	4,479
NEW MEXICO						
District	G	C	10,200	10,028	98	2,006

(continued on next page)

TABLE 12: Reported Total State Trial Court Juvenile Caseload, 2000 (continued)

State/Court name:	Jurisdiction	Point of filing	Total juvenile filings and qualifying footnotes	Total juvenile dispositions and qualifying footnotes	Dispositions as a percentage of filings	Filings per 100,000 juvenile population
NEW YORK Family	L	C	112,600	114,251	101	2,401
NORTH CAROLINA District	L	C	38,373	40,790	106	1,954
NORTH DAKOTA District	G	C	12,701	11,427 B		7,896
OHIO Court of Common Pleas	G	E	170,394	167,804	98	5,899
OKLAHOMA † District	G	G	13,144	11,572	88	1,473
OREGON Circuit	G	C	19,031	18,882	99	2,248
PENNSYLVANIA Court of Common Pleas †	G	G	68,649	65,991	96	2,349
PUERTO RICO Court of First Instance	G	C	11,195	11,751	105	1,025
RHODE ISLAND Family	L	C	9,178	8,676	95	3,703
SOUTH CAROLINA Family	L	C	24,275 C	23,574 C	97	2,404
SOUTH DAKOTA Circuit	G	B	6,688	7,589	113	3,300
TENNESSEE General Sessions	L	B	NA	NA		
Juvenile	L	B	120,057	199,625 B		8,585
State Total						
TEXAS District	G	C	32,660 A	31,012 A	95	555
County-level	L	C	7,610 A	7,542 A	99	129
State Total			40,270 *	38,554 *	96	684
UTAH Juvenile	L	C	48,889	50,947	104	6,802
VERMONT Family	G	C	2,640	2,441	92	1,790
VIRGINIA District	L	C	142,881 B	146,388 B	102	8,220
WASHINGTON Superior	G	A	49,018 A	46,095 A	94	3,238
WEST VIRGINIA Circuit	G	C	6,700	6,571	98	1,665

(continued on next page)

TABLE 12: Reported Total State Trial Court Juvenile Caseload, 2000 (continued)

State/Court name:	Jurisdiction	Point of filing	Total juvenile filings and qualifying footnotes	Total juvenile dispositions and qualifying footnotes	Dispositions as a percentage of filings	Filings per 100,000 juvenile population
WISCONSIN Circuit	G	C	24,869	25,064	101	1,817
WYOMING District	G	C	1,502	1,463	97	1,165

NOTE: All state trial courts with juvenile jurisdiction are listed in the table regardless of whether caseload data are available. Blank spaces in the table indicate that a particular calculation, such as the total state caseload, is not appropriate. State total "filings per 100,000 population" may not equal the sum of the filing rates for the individual courts due to rounding.

NA = Data are not available.

JURISDICTION CODES:

G = General Jurisdiction
L = Limited Jurisdiction

POINT OF FILING CODES:

M = Missing data
I = Data element is inapplicable
A = Filing of complaint
B = At initial hearing (intake)
C = Filing of petition
E = Issuance of warrant
F = At referral
G = Varies

QUALIFYING FOOTNOTES:

The absence of a qualifying footnote indicates that data are complete.

† Data for Oklahoma District Court are for 1997. Data for Pennsylvania Court of Common Pleas are preliminary 2000 data.

* See the qualifying footnote for each court within the state. Each footnote has an effect on the state's total.

A: The following courts' data are incomplete:

- California—Superior Court—Total juvenile filed and disposed data do not include partial data from several courts.
- Delaware—Family Court—Total juvenile filed and disposed data do not include status offense cases.
- Florida—Circuit Court—Total juvenile filed and disposed data do not include partial data from several courts. Disposed data also do not include reopened cases and are less than 75% complete.

Georgia—Juvenile Court—Total juvenile filed and disposed data do not include cases from 34 counties.

Nevada—District Court—Total juvenile filed data do not include partial data from several courts.

Texas—District Court—Total juvenile filed and disposed data do not include child-victim petition cases.

—County-level Court—Total juvenile filed and disposed data do not include child-victim petition cases and are less than 75% complete.

Washington—Superior Court—Total juvenile filed and disposed data do not include partial data from one court.

B: The following courts' data are overinclusive:

Alaska—Superior Court—Total juvenile disposed data include miscellaneous domestic relations (termination of parental rights) cases.

Colorado—District, Denver Juvenile and Denver Probate Court—Total juvenile disposed data include adoption, paternity, and some support/custody cases.

Indiana—Superior and Circuit Courts—Total juvenile filed and disposed data include some support/custody cases.

Kentucky—District Court—Total juvenile filed and disposed data include interstate support and paternity cases.

Massachusetts—District Court—Total juvenile disposed data include all juvenile traffic cases.

North Dakota—District Court—Total juvenile disposed data include juvenile traffic/other violation cases.

Tennessee—Juvenile Court—Total juvenile disposed data are somewhat inflated. Disposed data are counted by number of actions rather than number of referrals.

Virginia—District Court—Total juvenile filed and disposed data include some domestic relations cases.

C: The following courts' data are incomplete and overinclusive:

South Carolina—Family Court—Total juvenile filed and disposed data include traffic/other violation cases, but do not include child-victim petition cases.

TABLE 13: Mandatory Caseload in State Appellate Courts, 1991-2000

State/Courtname:	Number of filings and qualifying footnotes									
	1991	1992	1993	1994	1995	1996	1997	1998	1999	2000
States with one court of last resort and one intermediate appellate court										
ALASKA										
Supreme Court	356	315	365	469	553	333	286	297	285	335
Court of Appeals	454	383	411	371	371 *	384	327	336	301	295
ARIZONA										
Supreme Court	100	83	94	126	91	77	161	92	73	58
Court of Appeals	4,746	4,603	3,722	3,340	3,298	3,610	3,607	3,710	3,553	3,354
ARKANSAS										
Supreme Court	534 C	512 C	514 C	567 C	548 C	548 C	562 C	413 C	370 C	418 C
Court of Appeals	1,200	1,021	1,129	1,091	1,141	1,077	1,121	1,485	1,300	1,355
CALIFORNIA										
Supreme Court	31	36	38	27	30	30	38	33	45	32
Courts of Appeal	13,024	14,763	14,308	14,267	14,923	15,641	16,881	15,931	16,186	16,143
COLORADO										
Supreme Court	202	198	170	162 A	161 A	183 A	179 A	205 A	147 A	132 A
Court of Appeals	2,147	2,201	2,209	2,287	2,179	2,289	2,245	2,410	2,647	2,502
CONNECTICUT										
Supreme Court	302	254	158	38 *	50	58	67	30	29	54
Appellate Court	1,091	1,127	1,164	NA	1,227	1,179 B	1,267 B	1,223 B	1,182 B	1,204 B
FLORIDA										
Supreme Court	232	215	261	102	90	99	100	98	117	109
District Cts. of Appeal	15,670	16,492	15,799	15,858	18,241	18,542	18,932	17,599	17,424	18,983
GEORGIA										
Supreme Court	696	706	613	708	655	675	757	681	586	633
Court of Appeals	2,265	2,455	2,601	3,300	3,213	2,967	3,034	2,910	2,916	2,974
HAWAII										
Supreme Court	688	541	605	610	721	715	695	713	730	646
Intermediate Ct. of App.	123	257	311	295	220	163	132	148	229	239
IDAHO										
Supreme Court	398 B	400 B	398 B	438 C	432 C	508 C	559 C	500 C	424 C	494 C
Court of Appeals	224	308	239	222	371	353	338	300	345	427
ILLINOIS										
Supreme Court	182	860	881	1,226	1,224	1,311	1,297	1,258	1,026	877
Appellate Court	8,785 B	9,126 B	9,116 B	8,889 B	9,010 B	8,982 B	9,301 B	9,481 B	9,212 B	8,856 B
IOWA										
Supreme Court	1,355	1,398	1,324	1,538 B	1,506 B	1,491 B	1,574 B	1,548 B	1,194 B	1,260 B
Court of Appeals	654	684	673	616	742	809	797	753	873	855
KANSAS										
Supreme Court	147	184	201	334	283	271	224	230	198	164
Court of Appeals	1,297 B	1,389 B	1,488 B	1,797 B	2,125 B	2,312 B	2,075 B	1,884 B	1,899 B	1,820 B
KENTUCKY										
Supreme Court	357	316	289	416	398	526	436	444	434	401
Court of Appeals	2,882	3,040	2,924	2,977	3,305	3,388	3,242	3,080	3,064	2,882

Number of dispositions and qualifying footnotes

1991	1992	1993	1994	1995	1996	1997	1998	1999	2000
306	405	303	316	274	627	350	299	260	320
389	457	440	355	355	365	353	358	317	285
122	97	88	127	101	91	92	92	74	51
4,095	4,026	4,815	3,813	3,439	3,815	3,908	3,618	3,416	3,998
508 C	512 C	506 C	556 C	550 C	502 C	544 C	475 C	380 C	411 C
1,199	1,126	1,064	997	939	1,042	1,315	1,524	1,354	1,327
28	26	25	18	10	14	13	16	9	9
12,880	16,688	14,574	14,481	14,524	15,024	12,600	19,254	18,941	18,737
NA	NA	NA	NA	NA	NA	NA	NA	NA	NA
2,192	2,335	2,269	2,192	2,156	2,318	2,274	2,231	2,443	2,613
301	230	255	NA	NA	NA	NA	299	NA	NA
1,067 B	1,017 B	1,034 B	1,033 B	1,191 B	1,153 B	1,275 B	1,189 B	1,091 B	1,120 B
216	234	255	134	81	94	135	87	94	116
15,994	15,766	15,766	16,465	17,663	18,674	19,021	18,078	18,227	18,466
649	776	679	851	775	852	402	808	631	560
1,886	2,498	2,695	3,363	3,379	3,161	3,028	3,425	2,906	3,000
614	519	318	610	722	644	822	856	763	540
126	171	132	295	158	187	411	315	200	198
397 B	399 B	416 B	438 C	456 C	487 C	598 C	481 C	417 C	495 C
260	277	268	222	265	370	337	336	276	389
137	879	839	1,226	1,227	1,275	1,230	1,160	1,255	938
8,387 B	8,481 B	8,746 B	8,889 B	9,790 B	9,413 B	9,578 B	9,162 B	9,113 B	8,909 B
1,110	1,145	1,207	1,240 B	1,273 B	1,312 B	1,073 B	NA	327 B	249 B
682	696	660	658	710	788	801	833	766	912
291	272	298	410 B	882 B	861 B	989 B	1,228 B	1,114 B	1,281 B
1,165 B	1,291 B	1,353 B	1,591 B	1,628 B	1,891 B	1,961 B	2,023 B	2,067 B	2,240 B
324	316	297	408	367	418	457	465	394	378
2,347	2,836	2,841	2,727	3,175	3,232	3,201	3,408	3,162	3,122

(continued on next page)

TABLE 13: Mandatory Caseload in State Appellate Courts, 1991-2000 (continued)

State/Court name:	Number of filings and qualifying footnotes									
	1991	1992	1993	1994	1995	1996	1997	1998	1999	2000
LOUISIANA										
Supreme Court	106	157	175	143	128	146	153	185	195	187
Courts of Appeal	3,782	4,008	4,007	4,070	3,920	4,092	3,964	4,140	4,220	4,557
MARYLAND										
Court of Appeals	259	222	253	243	223	246	254	255	280	270
Court of Spec. Appeals	2,035	1,956	2,031	1,974	2,121	2,042	1,913	1,951	1,962	1,998
MASSACHUSETTS										
Supreme Judicial Court	81 A	90 A	93 A	123 A	125 A	134 A	152 A	152 A	282 A	267
Appeals Court	1,527	1,871	1,814	2,068	2,095	2,126	2,235	2,329	2,298	2,164
MICHIGAN										
Supreme Court	2	5	2	6	1	2	3	10	4	5
Court of Appeals	11,825 B	10,159 B	9,270 B	8,054 B	7,591 B	5,782 B	5,006 B	4,503 B	4,214 B	4,093 B
MINNESOTA										
Supreme Court	269	229	222	208	178	205	171	106	120	125
Court of Appeals	1,828	2,314	2,337	2,380	2,497	2,353	2,177	2,174	1,895	1,999
MISSISSIPPI										
Supreme Court	912	1,025	1,113	1,013	1,063	1,159 B	1,210 B	1,071 B	1,065 B	1,142 B
Court of Appeals	NC	NC	NC	NC	535	643	719	719	719	NA
MISSOURI										
Supreme Court	371	257	291	264	272	228	273	220	223	252
Court of Appeals	3,706	3,826	4,032	4,473	4,405	4,539	4,168	3,842	3,678	3,724
NEBRASKA										
Supreme Court	834 B	40 B	32 B	69 B	54	60	44	52	52	80
Court of Appeals	NC	2,041 B	1,103 B	1,184 B	1,349 B	1,279 B	1,322 B	1,335 B	1,414 B	1,260 B
NEW JERSEY										
Supreme Court	501	407	389	410	212	205	546	450	522	488
Appel. Div. of Superior	6,569	6,871	6,712	7,148	7,307	7,911	7,509	7,788	7,361	7,286
NEWMEXICO										
Supreme Court	310	232	236	234	198	78	102	64	59	62
Court of Appeals	768	756	778	750	819	941	965	966	906	862
NORTH CAROLINA										
Supreme Court	137	112	120	131	119	102	81	84	78	61
Court of Appeals	1,325	1,304	1,329	1,400	1,478	1,470	1,565	1,553	1,719	1,592
OHIO										
Supreme Court	592	581	705	812	818	943	891	880	674	620
Court of Appeals	11,031	11,377	11,010	11,032	11,435	12,455	12,488	11,713	11,079	10,394
OREGON										
Supreme Court	197	230	172	201	310	329	326	271	248	248
Court of Appeals	5,123	5,102	4,410	4,440	4,426	4,466	4,631	4,319	4,024	3,977
PUERTO RICO										
Supreme Court	NA	NA	NA	NA	209	363	95	54	129	140
Court of Appeals	NC	NC	NC	NC	1,425	1,454	1,739	1,553	1,410	1,550

Number of dispositions and qualifying footnotes

1991	1992	1993	1994	1995	1996	1997	1998	1999	2000
101	157	152	116	121	162	157	162	159	186
3,745	4,361	4,297	4,258	4,139	4,090	3,872	4,093	4,291	4,455
243	240	222	212	223	182	190	251	235	267
1,824	2,019	2,047	1,979	2,105	1,997	1,891	1,980	1,863	2,060
NA	NA	NA	104 A	131 A	105	127 A	122 A	144 A	463
1,450	1,214	1,763	1,709	1,851	1,294	2,115	2,097	2,800	2,145
NA	NA	NA	NA	NA	NA	NA	5	3	2
10,237 B	11,662 B	13,037 B	12,824 B	12,596 B	10,842 B	10,233 B	8,682 B	4,239 B	4,100 B
219	238	231	174	187	181	163	115	113	121
1,818	2,252	2,409	2,373	2,441	2,391	2,211	1,991	1,649	1,961
922	872	718	805	772	500	894	641	738	598
NC	NC	NC	NC	535	643	719	776	635	595
376	258	283	259	226	236	255	216	215	222
3,440	3,641	3,786	4,302	4,285	4,349	4,515	4,281	3,927	3,781
1,420 B	634 B	429 B	315 B	300 B	305 B	305 B	309 B	NA	NA
NC	886 B	1,159 B	895 B	1,106 B	1,172 B	1,111 B	1,146 B	1,205 B	1,224 B
556	425	391	405	206	190	493	547	478	481
6,770	6,445	6,601	6,980	7,416	7,530	7,842	7,647	7,483	7,217
386	NA	196	194	257	68	66	53	49	51
771 B	751 B	838 B	936 B	827 B	894 B	925 B	925 B	939 B	946 B
119	128	89	110	134	134	129	98	91	90
1,414	1,099	1,158	1,550	1,420	1,425	1,559	1,585	1,631	1,460
648	627	594	819	701	915	827	1,045	722	642
11,569	11,944	11,325	11,565	11,551	12,509	12,440	12,239	11,509	11,621
257 B	403 B	290 B	296 B	282 B	282 B	263 B	278 B	290 B	290 B
4,558	5,060	5,625	4,592	4,430	4,321	4,474	4,790	4,107	4,107
NA	NA	NA	NA	212	341	183	91	144	174
NC	NC	NC	NC	586	948	1,442	1,615	1,551	1,670

(continued on next page)

TABLE 13: Mandatory Caseload in State Appellate Courts, 1991-2000 (continued)

State/Court name:	Number of filings and qualifying footnotes									
	1991	1992	1993	1994	1995	1996	1997	1998	1999	2000
SOUTH CAROLINA										
Supreme Court	339	587	417	443	301	275	355	2,033 *	258	140
Court of Appeals	425	383	585	461	680	756	907	965	925	900
UTAH										
Supreme Court	553 B	553 B	592 B	631 B	584 B	558 B	616 B	577 B	662 B	604 B
Court of Appeals	755 B	865 B	830 B	785 B	838 B	842 B	741 B	711 B	748 B	796 B
VIRGINIA										
Supreme Court	20	63	82	71	59	88	58	127	150	201
Court of Appeals	490	678	600	663	772	839	712	640	695	623
WASHINGTON										
Supreme Court	137 B	126 B	146 B	113 B	111 B	111 B	94 B	75 B	73 B	63 B
Court of Appeals	3,789	3,693	3,396	3,503	3,663	3,678	3,618	3,974	3,613	3,797
WISCONSIN										
Supreme Court	NJ	NJ	NJ	NJ	NJ	NJ	NJ	NJ	NJ	NJ
Court of Appeals	2,970 B	3,187 B	3,290 B	3,345 B	3,532 B	3,628 B	3,763 B	3,577 B	3,279 B	3,472 B
States with no intermediate appellate court										
DELAWARE										
Supreme Court	473 B	530 B	542 B	488 B	530 B	532 B	551 B	554 B	558 B	656 B
DISTRICT OF COLUMBIA										
Court of Appeals	1,567	1,643	1,724	1,689	1,832	2,008	2,076	1,943	1,757	1,698
MAINE										
Supreme Judicial Court	646 C	569 C	654 C	1,038 B	988 B	841 B	724 B	778 B	752 B	442 B
MONTANA										
Supreme Court	636 A	533 A	521 A	633 A	521 A	731 A	729 A	587 A	653	580
NEVADA										
Supreme Court	1,080	1,129	1,138	1,256	1,350	1,911	1,835	1,943	1,894	1,803
NEW HAMPSHIRE										
Supreme Court	NJ	NJ	NJ	NJ	NJ	NJ	NJ	NJ	NJ	NJ
NORTH DAKOTA										
Supreme Court	456	377	403	360	403	367	387	360	370	334
RHODE ISLAND										
Supreme Court	445	413	449	463	477	406	476	411	383	396
SOUTH DAKOTA										
Supreme Court	366 B	354 B	386 B	351 B	358 B	412 B	367 B	403 B	436 B	396 B
VERMONT										
Supreme Court	542	610	622	634	640	633	558	557	555	545
WEST VIRGINIA										
Supreme Court of Appeals	NJ	NJ	NJ	NJ	NJ	NJ	NJ	NJ	NJ	NJ

Number of dispositions and qualifying footnotes

<u>1991</u>	<u>1992</u>	<u>1993</u>	<u>1994</u>	<u>1995</u>	<u>1996</u>	<u>1997</u>	<u>1998</u>	<u>1999</u>	<u>2000</u>
560 B 374	544 B 420	572 B 602	503 B 515	557 B 523	436 B 694	NA 886	2,159 * 895	2,159 1,062	271 B 813
560 B 725 B	675 B 799 B	718 B 847 B	478 B 887 B	584 B 848 B	604 B 748 B	632 B 805 B	561 B 805 B	622 B 711 B	587 B 755 B
13 NA	58 NA	66 NA	77 635	61 725	73 876	70 886	87 616	113 656	193 678
159 B 2,991	136 B 3,493	131 B 3,350	143 B 3,530	102 B 3,545	109 B 3,725	100 B 4,364	107 B 3,687	76 B 4,079	85 B 3,898
NJ 2,955 B	NJ 2,942 B	NJ 3,226 B	NJ 3,262 B	NJ 3,465 B	NJ 3,638 B	NJ 3,679 B	NJ 3,777 B	NJ 3,409 B	NJ 3,574 B
439 B 1,727	549 B 1,474	552 B 1,655	482 B 1,566	495 B 1,482	535 B 1,783	537 B 2,129	582 B 1,901	527 B 1,793	599 B 1,906
590 C	571 C	544 C	818 B	732 B	800 B	769 B	833 B	719 B	542 B
578 A 1,035	437 A 987	441 A 943	540 A 1,131	543 A 1,078	493 A 1,370	673 A 1,471	505 A 2,299	564 2,073	591 1,932
NJ 408	NJ 414	NJ 382	NJ 383	NJ 371	NJ 384	NJ 389	NJ 356	NJ 380	NJ 347
472	421	400	427	410	403	488	448	369	378
428 B	341 B	425 B	406 B	461 B	461 B	504 B	397 B	482 B	407 B
656	612	673	610	632	671	619	563	612	529
NJ	NJ	NJ	NJ	NJ	NJ	NJ	NJ	NJ	NJ

(continued on next page)

TABLE 13: Mandatory Caseload in State Appellate Courts, 1991-2000 (continued)

State/Court name:	Number of filings and qualifying footnotes									
	1991	1992	1993	1994	1995	1996	1997	1998	1999	2000
WYOMING										
Supreme Court	301	302	306	335	345	357	380	381	355	364
States with multiple appellate courts at any level										
ALABAMA										
Supreme Court	1,028	741	737	1,158	879	830	811	889	784	1,174
Court of Civil Appeals	770	738	830	906	1,167	1,530	1,447	1,437	1,437	1,404
Court of Criminal Appeals	1,953	2,027	2,094	2,260	2,490	2,364	2,472	2,573	2,513	2,630
INDIANA										
Supreme Court	210	154	231	224	231	284	287	279	314	285
Court of Appeals	1,779	1,752	1,872	1,867	1,803	2,126	2,071	2,140	2,053	2,160
Tax Court	69	110	101	288	135	186	205	207	240	131
NEW YORK										
Court of Appeals	289	280	NA	502	499	451	432	350	350	300
Appellate Division of Supreme Court	10,339 B	11,187 B	10,236 B	10,788 B	10,851 B	11,450 B	11,676 B	11,761 B	11,745 B	11,110 B
Appellate Term of Supreme Court	2,201 B	2,092 B	2,502 B	2,209 B	2,371 B	2,455 B	2,136 B	2,121 B	2,250 B	2,078 B
OKLAHOMA										
Supreme Court	732	1,509	1,458	1,442	1,417	1,411	1,514	1,339	1,339 *	1,339 *
Court of Civil Appeals	1,184	1,143	1,495	1,249	1,213	1,117	581	499	499 *	499 *
Court of Criminal Appeals	1,244 B	1,268	1,268	1,571	1,367	1,514	1,742	1,581	1,581 *	1,581 *
PENNSYLVANIA										
Supreme Court	97	270	289	365	307	447	429	547	507	327
Commonwealth Court	3,774 A	3,571 A	4,208 A	4,380 A	4,939 A	4,594 A	4,453 A	5,603 A	4,490	4,210 A
Superior Court	6,743	7,121	6,964	7,554	7,606	7,817	9,001	8,000 A	7,299	8,131
TENNESSEE										
Supreme Court	192	239	271	314 B	307 B	400 B	400 B	349 B	264 B	330 B
Court of Appeals	961	1,046	1,050	1,103 B	1,106 B	1,152 B	1,117 B	1,087 B	1,278 B	1,161 B
Court of Criminal Appeals	899	1,007	1,007	1,167 B	1,088 B	1,338 B	1,374 B	1,165 B	1,182 B	1,143
TEXAS										
Supreme Court	2	7	2	13	0	9	5	14	4	4
Court of Criminal Appeals	2,189	2,751	2,870	3,590	4,232	4,963	6,287	7,910	8,769	8,714
Courts of Appeals	8,563	10,722	9,420	9,297	9,734	10,742	10,754	11,566	12,291	12,343

Number of dispositions and qualifying footnotes

<u>1991</u>	<u>1992</u>	<u>1993</u>	<u>1994</u>	<u>1995</u>	<u>1996</u>	<u>1997</u>	<u>1998</u>	<u>1999</u>	<u>2000</u>
300	331	306	282	387	318	344	359	372	389
1,248	782	757	1,154	1,005	830	819	840	701	851
673	691	761	823	1,949	1,348	1,572	1,458	1,458	1,538
2,243	2,127	2,110	2,096	2,400	2,331	2,323	2,701	2,469	2,676
245	160	228	220	226	266	289	273	295	356
2,162	1,744	1,592	1,864	1,838	1,934	1,763	2,246	2,216	2,157
43	76	77	123	252	121	152	155	134	132
293	306	296	249	340	295	260	198	208	170
12,885 B	11,854 B	12,475 B	13,508 B	18,831 B	19,200 B	18,874 B	19,227 B	19,074 B	20,063 B
2,235 B	2,157 B	1,998 B	2,091 B	2,356 B	2,401 B	2,367 B	2,064 B	2,050 B	2,238 B
NA	1,841	1,700	1,739	1,483	1,672	1,494	1,625	1,625 *	1,625 *
1,123	1,399	1,260	1,360	1,267	1,143	679	737	737 *	737 *
814	1,320	1,388	1,625	1,808	1,806	1,670	1,674	1,674 *	1,674 *
NA	441	304	348	446	683	676	802	1,016	548
3,551 B	3,558 B	3,837 B	4,267 B	4,681 B	4,043 B	4,996 B	5,491 B	5,964 B	4,341 B
6,514	6,428	7,417	6,791	7,558	7,693	7,825	8,168	8,597	7,165
NA	NA	NA	391 B	418 B	499 B	397 B	392 B	NA	344 B
932	954	1,069	1,021 B	1,201 B	1,047 B	1,108 B	1,102 B	1,144 B	1,055 B
923 B	1,101	863	937 B	1,099 B	1,015 B	1,164 B	1,542 B	1,372 B	1,289 B
2	6	3	13	0	8	5	10	4	4
2,273	2,482	2,723	3,628	4,782	4,555	6,156	6,488	7,914	7,764
8,091	9,281	9,654	9,543	9,649	10,164	11,249	11,736	13,150	13,429

(continued on next page)

TABLE 13: Mandatory Caseload in State Appellate Courts, 1991-2000 (continued)

COURT TYPE:

COLR = Court of last resort
IAC = Intermediate appellate court

NOTE:

NA = Indicates that the data are unavailable.
NC = Indicates that the court did not exist during that year.
NJ = Indicates that the court does not have jurisdiction.

* Alaska—Court of Appeals—Data problem in 1995. The 1994 numbers are repeated again in 1995.

* Connecticut—Supreme Court—Mandatory filings were counted differently starting in 1994.

* Oklahoma—All Courts—2000 data not available. The 1998 numbers are repeated in 1999 and 2000.

* South Carolina—Supreme Court—Mandatory filings were counted differently in 1998 and 1999.

QUALIFYING FOOTNOTES:

An absence of a qualifying footnote indicates that the data are complete.

A: The following courts' data are incomplete:

- Colorado—Supreme Court—Filed data for 1994-2000 do not include some **mandatory disciplinary cases** and some **mandatory interlocutory decisions**.
- Massachusetts—Supreme Judicial Court—Data for 1991-2000 do not include **attorney disciplinary** and other cases filed in the "Single Justice" side of the court.
- Montana—Supreme Court—Data for 1991-2000 do not include **administrative agency, advisory opinions, and original proceedings** disposed.
- Pennsylvania—Commonwealth Court—Filed data for 1991-2000 do not include some **original proceedings** and some **administrative agency appeals**.

B: The following courts' data are overinclusive:

- Connecticut—Appellate Court—Filings for 1996-2000 include **discretionary jurisdiction**. Disposed data for 1991-2000 include **discretionary dispositions**.
- Delaware—Supreme Court—Data for 1991-2000 include some **discretionary petitions** and filed data for 1991-2000 include **discretionary petitions** that were **granted**.
- Idaho—Supreme Court—Data for 1990-1993 include **discretionary petitions** that were **granted**.
- Illinois—Appellate Court—Data for 1991-2000 include all **discretionary petitions**.
- Iowa—Supreme Court—Data for 1994-2000 include **discretionary original proceedings** and **discretionary administrative agency cases** granted review and disposed.
- Kansas—Supreme Court—Disposed data for 1994-2000 include all **discretionary petitions**.
—Court of Appeals—Filed data for 1991-2000 include a few **discretionary petitions** that were **granted**. Disposed data for 1991-2000 include all **discretionary petitions**.

Maine—Supreme Judicial Court—Data for 1994-2000 include **discretionary petitions**.

Michigan—Court of Appeals—Data for 1991-2000 include **discretionary petitions**.

Mississippi—Supreme Court—Filed data for 1996-2000 include all **discretionary petitions**.

Nebraska—Supreme Court—Filed data for 1991-1994 include **discretionary petitions**. Disposed data for 1991-1998 include **discretionary petitions**.

—Court of Appeals—Data for 1992-2000 include **discretionary petitions**.

New Mexico—Court of Appeals—Disposed data for 1991-2000 include **interlocutory decisions**.

New York—Appellate Divisions and Terms of Supreme Court—Data for 1991-2000 include all **discretionary petitions**.

Oklahoma—Court of Criminal Appeals—Data for 1991 include all **discretionary petitions**.

Oregon—Supreme Court—Disposed data for 1991-2000 include all **discretionary petitions** that were **granted**.

Pennsylvania—Commonwealth Court—Disposed data for 1991-2000 include some **discretionary petitions**.

South Carolina—Supreme Court—Disposed data for 1991-2000 include **discretionary petitions**.

South Dakota—Supreme Court—Data for 1991-2000 include **discretionary advisory opinions**.

Tennessee—Supreme Court—Data for 1994-2000 include **discretionary petitions** that were **granted**.

—Court of Appeals—Data for 1994-2000 include **discretionary petitions** that were **granted**.

—Court of Criminal Appeals—Disposed data for 1991 include all **discretionary petitions**. Data for 1994-2000 include **discretionary petitions** that were **granted**.

Utah—Supreme Court—Data for 1991-2000 include all **discretionary petitions**.

—Court of Appeals—Data for 1991-2000 include all **discretionary petitions**.

Washington—Supreme Court—Data for 1991-2000 include some **discretionary petitions**.

Wisconsin—Court of Appeals—Data for 1991-2000 include **discretionary interlocutory decisions**.

C: The following courts' data are both incomplete and overinclusive:

Arkansas—Supreme Court—Data for 1991-2000 include some **discretionary petitions**, but do not include **mandatory attorney disciplinary cases** and **mandatory advisory opinions**.

Idaho—Supreme Court—Data for 1994-2000 include **discretionary petitions** that were **granted**, but do not include **interlocutory decisions** or **advisory opinions**.

Maine—Supreme Judicial Court Sitting as Law Court—1991-1993 data include **discretionary petitions**, but do not include **mandatory disciplinary and advisory opinion cases**.

TABLE 14: Discretionary Petitions in State Appellate Courts, 1991-2000

State/Court name:	Number of filings and qualifying footnotes									
	1991	1992	1993	1994	1995	1996	1997	1998	1999	2000
States with one court of last resort and one intermediate appellate court										
ALASKA										
Supreme Court	256	253	226	199	200	185	200	238	187	194
Court of Appeals	60	63	50	51	51	48	59	43	45	34
ARIZONA										
Supreme Court	1,082	1,123	1,309	1,221	1,304	1,594	1,820	1,366	1,209	1,307
Court of Appeals	113	185	205	198	201	188	218	151	157	159
ARKANSAS										
Supreme Court	NA	NA	NA	NA	NA	NA	877	877	478	453
Court of Appeals	NJ	NJ	NJ	NJ	NJ	NJ	NJ	NJ	136	164
CALIFORNIA										
Supreme Court	4,992	5,367	5,810	6,758	6,299	6,808	7,563	8,627	8,265	9,039
Courts of Appeal	7,025	6,865	7,163	7,119	7,403	8,069	8,879	9,116	8,915	8,895
COLORADO										
Supreme Court	1,063	1,115	1,081	1,115	1,197	1,218	1,332	1,317	1,378	1,485
Appellate Court	NJ	NJ	NJ	NJ	NJ	NJ	NJ	NJ	NJ	NJ
CONNECTICUT										
Supreme Court	207	218	NA	120 *	274	363	453	472	365	394
Appellate Court	95	80	NA	59	NA	NA	NA	NA	NA	NA
FLORIDA										
Supreme Court	1,754	1,629	1,681	1,868	2,085	2,428	2,394	2,404	2,629	2,622
District Courts of Appeal	2,591	2,644	2,883	3,123	3,455	3,580	3,579	4,057	3,788	3,901
GEORGIA										
Supreme Court	1,085	1,078	1,179	1,246	1,399	1,257	1,362	1,226	1,148	1,210
Court of Appeals	450	957	925	611	419	483	479	455	434	420
HAWAII										
Supreme Court	32	55	48	38	23	32	86	92	78	79
Intermediate Ct. of Ap.	NJ	NJ	NJ	NJ	NJ	NJ	NJ	NJ	NJ	NJ
IDAHO										
Supreme Court	93	92	101	127	96	127	107	90	82	114
Court of Appeals	NJ	NJ	NJ	NJ	NJ	NJ	NJ	NJ	NJ	NJ
ILLINOIS										
Supreme Court	1,673	1,887	1,572	1,895	2,121	2,374	2,308	2,309	2,200	2,245
Appellate Court	NA	NA	NA	NA	NA	NA	NA	NA	NA	NA
IOWA										
Supreme Court	NA	NA	NA	NA	NA	NA	NA	NA	NA	NA
Court of Appeals	NJ	NJ	NJ	NJ	NJ	NJ	NJ	NJ	NJ	NJ
KANSAS										
Supreme Court	500	495	508	525	566	604	786	1,019	981	1,087
Court of Appeals	NA	NA	NA	NA	NA	NA	NA	NA	NA	29
KENTUCKY										
Supreme Court	788 A	664	771	724	806	707	751	779	803	847
Court of Appeals	314	81	114	108	105	102	105	106	84	76

Number of dispositions and qualifying footnotes

<u>1991</u>	<u>1992</u>	<u>1993</u>	<u>1994</u>	<u>1995</u>	<u>1996</u>	<u>1997</u>	<u>1998</u>	<u>1999</u>	<u>2000</u>
241 66	271 60	241 52	212 56	199 56	176 51	206 66	215 48	199 38	179 30
1,061 99	1,074 156	1,237 177	1,220 180	1,354 260	1,555 193	1,500 205	1,175 172	1,287 163	1,196 139
NA NJ	NA NJ	NA NJ	NA NJ	NA NJ	NA NJ	799 NJ	424 NJ	487 140	448 161
4,907 7,266	5,440 5,727	5,775 7,216	6,783 7,290	6,554 7,531	6,524 8,146	7,406 NA	8,219 9,496	8,599 9,422	8,868 9,466
1,326 B NJ	1,286 B NJ	1,261 B NJ	1,290 B NA	1,316 B NJ	1,369 B NJ	1,432 B NJ	1,561 B NJ	1,615 B NJ	1,563 B NJ
NA NA	NA NA	NA NA	255 NA	238 NA	238 NA	NA NA	260 NA	216 NA	426 NA
1,800 2,421	1,656 2,404	1,676 2,703	1,931 2,745	2,017 3,326	2,448 3,352	2,238 3,221	2,365 3,475	2,422 4,402	2,417 3,784
986 B 386	854 957	983 919	992 559	1,398 595	1,257 502	1,330 481	1,545 455	1,066 438	1,171 419
32 NJ	50 NJ	49 NJ	42 NJ	22 NJ	32 NJ	86 NJ	88 NJ	82 NJ	80 NJ
79 NJ	107 NJ	94 NJ	112 NJ	114 NJ	125 NJ	105 NJ	82 NJ	86 NJ	109 NJ
1,551 NA	1,808 NA	1,499 NA	1,793 NA	2,193 NA	2,118 NA	2,247 NA	2,200 NA	2,208 NA	2,238 NA
501 A NJ	184 A NJ	159 A NJ	186 A NJ	183 A NJ	171 NJ	NA NJ	NA NJ	1,694 * NJ	1,822 A NJ
NA NA	NA NA	NA NA	NA NA	NA NA	NA NA	NA NA	NA NA	NA NA	NA NA
702 A 315	731 62	725 118	735 103	678 109	700 116	720 101	749 106	746 93	793 74

(continued on next page)

TABLE 14: Discretionary Petitions in State Appellate Courts, 1991-2000 (continued)

State/Court name:	Number of filings and qualifying footnotes									
	1991	1992	1993	1994	1995	1996	1997	1998	1999	2000
LOUISIANA										
Supreme Court	2,298	3,181	3,021	3,028	3,000	2,955	3,068	3,038	3,457	3,378
Courts of Appeal	4,844	4,926	4,773	5,084	5,373	5,426	6,134	6,375	6,901	6,127
MARYLAND										
Court of Appeals	646	658	765	688	772	745	683	707	702	741
Court of Spec. Appeals	254	193	332	350	509	378	436	428	392	324
MASSACHUSETTS										
Supreme Judicial Court	501 A	563 A	670 A	684 A	753 A	728 A	768 A	980 A	781 A	706
Appeals Court	950	969	996	1,016	988	945	NA	944	NA	768
MICHIGAN										
Supreme Court	2,233	2,422	2,747	3,182	3,172	2,768	2,844	2,426	2,242	2,154
Court of Appeals	NA	2,801	2,845	2,668	2,768	3,325	3,407	3,469	3,517	3,367
MINNESOTA										
Supreme Court	703	767	733	774	785	743	741	680	656	622
Court of Appeals	482	68	66	76	51	65	51	65	35	116
MISSISSIPPI										
Supreme Court	80	65	69	60	84	NA	NA	NA	NA	NA
Court of Appeals	NC	NC	NC	NC	NJ	NA	NA	NA	NA	NA
MISSOURI										
Supreme Court	710	771	734	781	791	690	645	586	577	786
Court of Appeals	NJ	NJ	NJ	NJ	NJ	NJ	NJ	NJ	NJ	NJ
NEBRASKA										
Supreme Court	NA	NA	NA	192	347	240	282	374	306	247
Court of Appeals	NC	NA	NA	NA	NJ	NJ	NJ	NJ	NJ	NJ
NEW JERSEY										
Supreme Court	2,907	2,881	2,770	2,953	3,038	3,060	3,340	3,248	2,969	3,111
Appellate Div. of Super.	NA	NA	NA	0	0	0	0	0	0	0
NEW MEXICO										
Supreme Court	364	504	453	629	613	649	650	736	513	544
Court of Appeals	49	53	33	56	51	55	48	44	60	86
NORTH CAROLINA										
Supreme Court	492	388	341	489	471	502	544	547	609	577
Court of Appeals	415	356	361	390	428	462	523	582	633	676
OHIO										
Supreme Court	1,984	2,065	1,932	1,957	1,861	1,945	1,839	1,848	1,653	1,735
Court of Appeals	NJ	NJ	NJ	NJ	NJ	NJ	NJ	NJ	NJ	NJ
OREGON										
Supreme Court	845	882	873	801	768	736	918	962	1,037	1,037
Court of Appeals	NJ	NJ	NJ	NJ	NJ	NJ	NJ	NJ	NJ	NJ
PUERTO RICO										
Supreme Court	NA	NA	NA	NA	1,038	393	627	1,047	1,002	1,120
Circuit Court of Appeals	NC	NC	NC	NC	1,076	1,200	2,042	2,276	2,121	2,416

Number of dispositions and qualifying footnotes

1991	1992	1993	1994	1995	1996	1997	1998	1999	2000
3,084	3,003	2,832	2,747	2,758	3,401	3,400	3,230	3,131	2,842
4,440	4,842	4,659	4,991	5,325	5,502	6,351	6,610	6,984	6,325
659	640	767	676	708	769	784	707	702	712
254	193	332	254	509	378	436	446	392	324
NA	NA	NA	689	734	728	768	794	781	422
950	969	996	1,016	988	945	NA	944	NA	768
2,444	2,665	2,516	2,733 B	2,799 B	2,898	2,736	2,987	2,568	2,300
NA	NA	NA	NA	NA	NA	NA	NA	3,476	3,699
627	773	628	768	747	770	721	NA	573	666
395	67	53	75	54	65	51	54	33	118
76	69	38	60	73	297	NA	NA	NA	NA
NC	NC	NC	NC	NJ	NA	NA	NA	NA	NA
703	773	712	769	776	668	522	581	603	764
NJ	NJ	NJ	NJ	NJ	NJ	NJ	NJ	NJ	NJ
NA	NA	NA	NA	NA	NA	NA	NA	327	377
NC	NJ	NJ	NJ	NJ	NJ	NJ	NJ	NJ	NJ
2,941	2,982	2,806	2,858	2,958	3,070	3,311	3,343	2,808	3,084
NA	NA	NA	0	0	0	0	0	0	0
334	NA	436	616	632	641	650	692	513	528
9	5	0	0	NA	NA	NA	NJ	NJ	NJ
498	396	317	464	470	443	556	500	616	632
415	356	307	379	376	401	459	523	563	597
1,956	1,859	1,700	1,861	1,698	1,831	1,759	1,663	1,565	1,603
NJ	NJ	NJ	NJ	NJ	NJ	NJ	NJ	NJ	NJ
773	726	797	736	732	732	684	929	1,013	1,013
NJ	NJ	NJ	NJ	NJ	NJ	NJ	NJ	NJ	NJ
NA	NA	NA	NA	1,220	487	631	879	1,085	1,136
NC	NC	NC	NC	670	1,041	1,594	2,524	2,278	2,419

(continued on next page)

TABLE 14: Discretionary Petitions in State Appellate Courts, 1991-2000 (continued)

State/Court name:	Number of filings and qualifying footnotes									
	1991	1992	1993	1994	1995	1996	1997	1998	1999	2000
SOUTH CAROLINA										
Supreme Court	95	62	74	50	61	197	646	977	1,109	1,066
Court of Appeals	NJ	NJ	NJ	NJ	NJ	NJ	NJ	NJ	NJ	NJ
UTAH										
Supreme Court	33	60	45	136	NA	NA	NA	NA	NA	NA
Court of Appeals	NA	NA	NA	NA	NA	NA	NA	NA	NA	NA
VIRGINIA										
Supreme Court	1,936	1,908	1,854	2,169	2,285	1,546	2,671	2,576	2,881	2,878
Court of Appeals	1,853	1,933	1,990	1,989	2,259	2,379	2,337	2,371	2,415	2,445
WASHINGTON										
Supreme Court	881 A	1,020 A	1,054 A	1,142 A	1,073 A	1,135 A	1,268 A	1,146 A	1,355 A	1,458 A
Court of Appeals	355	400	358	399	455	504	430	442	350	391
WISCONSIN										
Supreme Court	992	972	1,156	1,158	1,123	1,217	1,124	1,189	1,101	1,185
Court of Appeals	NA	NA	NA	NA	NA	NA	NA	NA	NA	NA
States with no intermediate appellate court										
DELAWARE										
Supreme Court	0	0	0	0	0	0	0	0	0	0
DISTRICT OF COLUMBIA										
Court of Appeals	36	44	21	18	16	28	23	25	26	45
MAINE										
Supreme Judicial Court	NA	NA	NA	NA	NA	NA	NA	NA	NA	257
MONTANA										
Supreme Court	NA	94	138	111	67	101	NA	144	53	288
NEVADA										
Supreme Court	NJ	NJ	NJ	NJ	NJ	NJ	NJ	NJ	NJ	NJ
NEW HAMPSHIRE										
Supreme Court	597	774	864	880	892	850	915	839	826	834
NORTH DAKOTA										
Supreme Court	NA	NA	NA	25	26	28	15	20	12	16
RHODE ISLAND										
Supreme Court	201	268	288	297	285	268	210	212	191	163
SOUTH DAKOTA										
Supreme Court	31 A	28 A	40 A	57 A	67 A	53 A	56 A	54 A	62 A	42 A
VERMONT										
Supreme Court	36	26	27	23	35	20	24	25	29	27
WEST VIRGINIA										
Supreme Court of Appeals	3,180	2,357	2,113	2,442	2,691	3,099	3,114	3,415	3,539	3,029

Number of dispositions and qualifying footnotes

1991	1992	1993	1994	1995	1996	1997	1998	1999	2000
NA NJ	NA NJ	NA NJ	NA NJ	NA NJ	NA NJ	1,239 NJ	732 NJ	732 NJ	1,045 NJ
NA NA	NA NA	NA NA	NA NA	106 NA	NA NA	NA NA	NA NA	NA NA	NA NA
1,295 2,308	1,530 2,380	1,446 2,491	1,763 2,184	2,260 2,505	2,382 2,460	2,619 2,306	2,769 2,303	2,810 2,458	2,797 2,554
862 A 270	943 A 361	1,058 A 374	1,145 A 368	1,044 A 385	1,076 A 460	1,180 A 499	1,236 464	1,259 386	1,332 A 340
905 NA	720 NA	888 NA	991 NA	1,008 NA	1,181 NA	1,142 NA	1,177 NA	1,128 NA	1,170 NA
0	0	0	0	0	0	0	0	0	0
36	44	46	21	13	22	26	19	37	44
NA	NA	NA	NA	NA	NA	NA	NA	NA	256
NA	84	117	79	81	186	NA	128	106	252
NJ	NJ	NJ	NJ	NJ	NJ	NJ	NJ	NJ	NJ
543	515	662	793	875	857	907	767	826	717
NA	NA	NA	25	26	31	17	17	12	22
188	255	292	260	304	302	219	234	208	185
NA	NA	NA	NA	NA	NA	NA	NA	NA	NA
33	27	26	24	33	23	23	24	29	28
2,675	2,598	2,100	2,312	2,098	2,583	3,085	3,488	3,089 A	1,412 A

(continued on next page)

TABLE 14: Discretionary Petitions in State Appellate Courts, 1991-2000 (continued)

State/Court name:	Number of filings and qualifying footnotes									
	1991	1992	1993	1994	1995	1996	1997	1998	1999	2000
WYOMING										
Supreme Court	NJ	NJ	NJ	NJ	NJ	NJ	NJ	NJ	NJ	NJ
States with multiple appellate courts at any level										
ALABAMA										
Supreme Court	1,028	741	737	708	797	915	956	967	1,107	1,224
Court of Civil Appeals	NJ	NJ	NJ	NJ	NJ	NJ	NJ	NJ	NJ	NJ
Court of Criminal Appeals	NJ	NJ	NJ	NJ	NJ	NJ	NJ	NJ	NJ	NJ
INDIANA										
Supreme Court	822	731	604	672	818	817	711	733	815	827
Court of Appeals	93	124	NA	NA	NA	NA	NA	NA	NA	NA
Tax Court	NJ	NJ	NJ	NJ	NJ	NJ	NJ	NJ	NJ	NJ
NEWYORK										
Court of Appeals	4,420	4,260	4,489	4,588	4,861	4,582	4,647	4,466	4,320	4,381
Appellate Div.	NA	NA	NA	NA	NA	NA	NA	NA	NA	NA
Appellate Terms	NA	NA	NA	NA	NA	NA	NA	NA	NA	NA
OKLAHOMA										
Supreme Court	388	570	507	512	578	507	436	NA	NA	502
Court of Appeals	NJ	NJ	NJ	NJ	NJ	NJ	NJ	NJ	NJ	NJ
Court of Criminal Appeals	NA	NA	NA	NA	NA	NA	NA	NA	NA	NA
PENNSYLVANIA										
Supreme Court	3,456	3,412	2,734	2,695	3,009	2,870	2,890	3,113	3,496	2,884
Commonwealth Court	128	31	29	151	172	110	997	NA	NA	NA
Superior Court	NJ	NJ	NJ	NJ	NJ	NJ	NJ	NJ	NJ	NJ
TENNESSEE										
Supreme Court	775	834	782	828	903	859	954	1,134	1,001	989
Court of Appeals	131	149	259	264	242	273	233	288	260	282
Court of Criminal Appeals	71	90	165	174	166	175	136	NA	107	86
TEXAS										
Supreme Court	1,283	1,462	1,441	1,394	1,407	1,340	1,373	1,829	1,818	1,376
Court of Criminal Appeals	1,340	1,691	1,610	1,477	1,439	1,847	1,677	1,983	2,060	2,271
Courts of Appeal	NJ	NJ	NJ	NJ	NJ	NJ	NJ	NJ	NJ	NJ

COURT TYPE:

COLR = Court of last resort
 IAC = Intermediate appellate court

NOTE:

- NA = Indicates that the data are unavailable.
- NC = Indicates that the court did not exist during that year.
- NJ = Indicates that the court does not have jurisdiction.
- * Connecticut—Supreme Court—Discretionary petitions were counted differently starting in 1994.
- * Iowa—Supreme Court—Discretionary petitions were counted differently starting in 1999.
- * South Carolina—Supreme Court—Discretionary petitions were counted differently in 1997.

QUALIFYING FOOTNOTES:

An absence of a qualifying footnote indicates that the data are complete.

A: The following courts' data are incomplete:

- Iowa—Supreme Court—Disposed data for 1991-1995 do not include some **discretionary original proceedings**.
- Kentucky—Supreme Court—Data for 1991 do not include some **unclassified discretionary petitions**.
- Massachusetts—Supreme Judicial Court—Filed data for 1991-2000 do not include certain cases filed in the "Single Justice" side of the court, in which a single justice was asked to allow a certain type of **interlocutory appeal** to proceed (which, if allowed, could be sent to either appellate court) or to allow an appeal from the denial of a motion for new trial in certain capital cases.
- South Dakota—Supreme Court—Filed data for 1991-2000 do not include **advisory opinions**.

Number of dispositions and qualifying footnotes

1991	1992	1993	1994	1995	1996	1997	1998	1999	2000
NJ	NJ	NJ	NJ	NJ	NJ	NJ	NJ	NJ	NJ
1,248	782	757	659	807	882	915	918	901	1,386
NJ	NJ	NJ	NJ	NJ	NJ	NJ	NJ	NJ	NJ
NJ	NJ	NJ	NJ	NJ	NJ	NJ	NJ	NJ	NJ
770	898	592	641	723	813	752	742	805	904
106	104	74	87	NA	NA	NA	NA	NA	NA
NJ	NJ	NJ	NJ	NJ	NJ	NJ	NA	NA	NJ
3,907	4,176	4,792	4,303	4,872	4,796	4,572	4,532	4,321	4,256
NA	NA	NA	NA	NA	NA	NA	NA	NA	NA
NA	NA	NA	NA	NA	NA	NA	NA	NA	NA
NA	442	652	545	592	384	431	502	502	502
NJ	NJ	NJ	NJ	NJ	NJ	NJ	NJ	NJ	NJ
412	NA	NA	NA	NA	NA	NA	NA	NA	NJ
NA	2,683	2,459	3,340	2,850	2,724	2,943	2,798	3,709	2,996
NA	NA	NA	NA	NA	NA	1,065 A	NA	NA	NA
NA	NA	NJ	NJ	NJ	NJ	NJ	NJ	NJ	NJ
708	885	739	760	785	870	639	921	1,028	817
115	130	103	194	182	196	424	250	131	80
37	55	109	128	118	115	104	NA	101	74
1,301	1,472	1,574	1,394	1,376	1,362	1,308	1,466	1,454	1,381
1,387	1,526	1,666	1,671	1,452	2,002	1,644	1,866	2,319	2,578
NJ	NJ	NJ	NJ	NJ	NJ	NJ	NJ	NJ	NJ

Washington—Supreme Court—Data for 1991-2000 do not include some **discretionary** cases.

West Virginia—Supreme Court of Appeals—Disposition data for 1999-2000 are not complete.

B: The following courts' data are overinclusive:

Colorado—Supreme Court—Disposed data for 1991-2000 include **mandatory jurisdiction** cases.

Georgia—Supreme Court—Disposed data for 1991 represent some double counting because they include all **mandatory appeals** and **discretionary appeals that were granted** and refiled as appeals.

Michigan—Supreme Court—Disposed data for 1994-1995 include all **mandatory jurisdiction** cases.

TABLE 15: Felony Caseload in State Trial Courts of General Jurisdiction, 1991-2000

State/Court name:	Number of filings and qualifying footnotes									
	1991	1992	1993	1994	1995	1996	1997	1998	1999	2000
ALABAMA Circuit	35,066	39,814	38,773	37,695	40,219	42,551	43,596	47,869	43,340	34,707
ALASKA Superior	2,442	2,763	2,660	2,696	2,778	2,951	3,040	3,262	3,112	3,281
ARIZONA Superior	26,140 B	27,677 B	26,471 B	28,522 B	30,299 B	30,817 B	34,649 B	39,513 B	38,262 B	40,208 B
ARKANSAS Circuit	27,742 B	31,776 B	33,192 B	35,432 B	39,273 B	38,866 B	39,350 B	45,925 B	44,717 B	48,930 B
CALIFORNIA Superior	229,677 C	243,093 C	244,137 C	247,589 C	256,959 C	245,587 C	251,575 C	260,311 C	246,306 C	238,685 C
COLORADO District	20,655	22,565	22,068	23,478	26,852	29,994	32,457	38,419	37,144	35,767
CONNECTICUT Superior	4,684	4,102	3,610	3,848	3,829	3,614	3,377	3,074	3,279	2,864
DISTRICT OF COLUMBIA Superior	21,774	17,521	17,940	17,203	15,240	15,439	13,378	12,594	11,874	10,308
FLORIDA Circuit	186,732 B	177,186 B	168,066 B	177,457 B	187,207 B	197,230 B	199,658	191,067 A	196,986 A	193,845 A
GEORGIA Superior	70,339	68,761 B	63,696 B	64,206	66,648	66,375	73,011	74,872	73,476	73,897 B
HAWAII Circuit	3,174 C	4,675 B	4,049 B	4,085 B	4,449 B	4,257 B	4,705 B	5,029 B	4,360 B	4,294 B
IDAHO District	6,535	7,107	7,324	8,297	9,765	9,143	9,600	10,482	10,034	10,074
ILLINOIS Circuit	77,849 B	78,778 B	80,554 B	81,647	88,772	90,902	97,764	101,399	91,103	97,077
INDIANA Superior and Circuit	29,098 B	28,958 B	32,166 B	33,268 B	36,397 B	47,451 B	43,397 B	51,056 B	54,548 B	55,371 B
IOWA District	12,867 B	14,004 B	13,451	13,599	15,487	17,398	17,850	18,818	18,855	20,396
KANSAS District	11,436	13,412	13,229	14,423	15,267	17,150	17,831	17,653	19,007	17,234
KENTUCKY Circuit	15,078 B	17,032 B	19,478 B	17,844 B	18,739 B	19,128 B	20,102 B	20,752 B	21,770 B	22,041 B
LOUISIANA District	29,138	27,251	31,694	31,907	30,006	48,507	46,051	54,726	48,172	53,584
MAINE Superior	4,571	4,342	3,842	3,629	3,619	3,473	3,549	3,522	3,517	NA

(continued on next page)

TABLE 15: Felony Caseload in State Trial Courts of General Jurisdiction, 1991-2000 (continued)

State/Court name:	Number of filings and qualifying footnotes									
	1991	1992	1993	1994	1995	1996	1997	1998	1999	2000
MARYLAND Circuit	62,935 C	67,828 C	63,824 C	62,822 C	62,382 C	63,229 C	62,198 C	65,305 C	65,769 C	67,633 C
MASSACHUSETTS Superior Court	5,796	5,782	7,546	8,089	7,999	8,101	8,064	8,334	8,840	5,018
MINNESOTA District	16,277	16,273	17,385	18,183	18,456	18,927	20,272	21,555	21,420	22,262
MISSOURI Circuit	44,208 B	47,431 B	44,727 B	48,525 B	54,358 B	58,352 B	59,513 B	61,666 B	57,043 B	58,728 B
NEBRASKA District	5,348 B	5,738 B	5,139 B	5,376 B	5,833 B	6,238 B	6,733 B	7,276 B	7,103 B	7,642 B
NEVADA District	NA	NA	NA	NA	NA	NA	NA	NA	NA	10,284 A
NEW HAMPSHIRE Superior	7,345	7,604	7,442	6,114	6,036	6,302	6,406	6,031	6,701	6,680
NEW JERSEY Superior	54,703	51,054	47,958	47,228	46,652	46,437	48,208	49,807	49,075	46,000
NEW MEXICO District	NA	NA	9,017	9,971	11,165	12,900	12,855	13,617	14,628	15,581
NEW YORK Supreme and County	78,354 B	76,814 B	71,824 B	71,419 B	68,326 B	68,067 B	63,339 B	63,329 B	55,425 B	53,932 B
NORTH CAROLINA Superior	73,908	85,748	83,939	83,823	83,417	83,212	88,349	92,672	94,517	93,602
NORTH DAKOTA District	1,837 B	1,951	2,155	1,840	2,428	3,614	3,223	3,979	4,139	4,500
OHIO Court of Common Pleas	61,836	65,361	63,744	64,766	67,266	66,850	62,530	64,219	66,689	68,923
OKLAHOMA District†	28,325 B	29,868 B	30,676 B	32,866 B	37,127 B	34,722 B	42,755 B	42,755 B	42,755 B	42,755 B
OREGON Circuit	26,050	27,159	27,333	30,725	33,457	30,797	33,719	39,587 B	37,459 B	35,727 B
PENNSYLVANIA Court of Common Pleas†	137,046 B	140,416 B	139,672 B	139,985 B	143,588 B	144,251 B	149,123 B	155,460 B	155,089 B	162,414 B
PUERTO RICO Court of First Instance	28,340	28,591	33,002	37,779	35,719 B	35,473 B	33,073 B	37,870 B	37,183 B	35,327 B
RHODE ISLAND Superior	5,665	5,764	5,772	5,682	6,045	6,149	5,698	5,703	4,945	5,551

(continued on next page)

TABLE 15: Felony Caseload in State Trial Courts of General Jurisdiction, 1991-2000 (continued)

State/Court name:	Number of filings and qualifying footnotes									
	1991	1992	1993	1994	1995	1996	1997	1998	1999	2000
SOUTH DAKOTA										
Circuit	3,675	4,441	4,435	4,573	5,124	5,087	5,440	5,079	4,662	5,049
TENNESSEE										
Circuit, Criminal, and Chancery	55,587 B	58,771 B	57,778 B	61,147 B	54,974 B	80,059 B	59,385	62,515	61,871	62,076
TEXAS										
District	144,408	153,853	148,960	144,092	130,966	130,703	137,138	140,375	135,764	148,347
UTAH										
District*	13,216 B	14,541 B	17,671 B	11,450 B	15,510 B	20,842 B	18,238 B	21,213 B	21,704 B	17,665 B
VERMONT										
District	2,319	2,810	2,716	2,842	3,018	3,010	3,435	3,368	3,311	3,447
Superior	6	6	0	1	1	1	0	2	1	0
VIRGINIA										
Circuit	70,145	73,889	75,867	77,104	81,328	81,819	88,269	95,806	96,584	105,909
WASHINGTON										
Superior	27,503	28,529	28,032	28,728	32,296	31,035	34,103	37,592	37,995	39,694
WEST VIRGINIA										
Circuit	4,217 B	4,446 B	4,308 B	4,604 B	4,167 B	4,424 B	4,819 B	4,744 B	4,751 B	4,349 B
WISCONSIN										
Circuit	19,523	20,399 A	18,613 A	18,777 A	24,246	28,388	29,117	28,236	26,440	28,390
WYOMING										
District	1,365	1,282 A	1,638 A	1,733 A	1,789 A	1,835 A	1,983 A	1,993 A	1,449 A	1,963

States that do not appear were unable to provide data.

NA = Data were unavailable or not comparable.

QUALIFYING FOOTNOTES:

The absence of a qualifying footnote indicates that data are complete.

B: The following courts' data are overinclusive:

† 1997 data for Oklahoma are repeated for 1998, 1999, and 2000 since data were not available. 2000 data for Pennsylvania are preliminary.

A: The following courts' data are incomplete:

- Florida—Circuit Court—Felony data for 1998, 1999, and 2000 are slightly incomplete due to technical difficulties experienced by smaller counties.
- Nevada—District Court—Felony data for 2000 do not include partial data from several courts.
- Wisconsin—Circuit Court—Felony data for 1992-1994 do not include some cases reported with unclassified criminal.
- Wyoming—District Court—Felony data for 1992 and 1996 do not include cases from two counties. For 1993-1995 and 1997-1999, one county did not report.

- Arizona—Superior Court—Felony data for 1991-2000 include DWI/DUI cases.
- Arkansas—Circuit Court—Felony data include some DWI/DUI cases.
- Florida—Circuit Court—Felony data for 1991-1996 include misdemeanor, DWI/DUI, and miscellaneous criminal cases.
- Georgia—Superior Court—Felony data for 1992-1993 and 2000 include criminal appeals.
- Hawaii—Circuit Court—Felony data for 1992-2000 include misdemeanor cases.
- Illinois—Circuit Court—Felony data for 1991-1993 include preliminary hearings for courts "downstate."
- Indiana—Superior and Circuit Courts—Felony data include DWI/DUI cases.
- Iowa—District Court—Felony data for 1991 and 1992 include third offense DWI/DUI cases.

(continued on next page)

TABLE 15: Felony Caseload in State Trial Courts of General Jurisdiction, 1991-2000 (continued)

Kentucky—Circuit Court—All **felony** data include **misdemeanor** cases. 1993-2000 data also include **DWI/DUI** cases.

Missouri—Circuit Court—**Felony** data include some **DWI/DUI** cases.

Nebraska—District Court—**Felony** data include **misdemeanor, DWI/DUI, and miscellaneous criminal** cases.

New York—Supreme and County Courts—**Felony** data include **DWI/DUI** cases.

North Dakota—District Court—**Felony** data for 1991 include **sentence review only and postconviction remedy proceedings**.

Oklahoma—District Court—**Felony** data include some **miscellaneous criminal** cases.

Oregon—Circuit Court—**Felony** data for 1998-2000 include some **DWI/DUI** cases.

Pennsylvania—Court of Common Pleas—**Felony** data include **misdemeanor, DWI/DUI, and some criminal appeals** cases.

Puerto Rico—Court of First Instance—**Felony** data for 1995-2000 include **domestic violence** cases.

Tennessee—Circuit, Criminal, and Chancery Court—**Felony** data for 1991-1996 include **misdemeanor** and some **criminal appeals** cases.

Utah—District Court—**Felony** data for 1991-1993 include some **misdemeanor, some DWI/DUI and criminal appeals** cases, and some **postconviction remedy and sentence review only proceedings**. 1994 and 1995 data include **criminal appeals** and some **postconviction remedy and sentence review only proceedings**. 1996 and 1997 data include some **postconviction remedy and sentence review only proceedings**. 1998-2000 data include **sentence review only proceedings**.

West Virginia—Circuit Court—**Felony** data include **DWI/DUI** cases.

C: The following courts' data are incomplete and overinclusive:

California—Superior Court—**Felony** data for 1992 include **DWI/DUI** cases, but do not include partial year data from one court. Data for 1991 include **DWI/DUI** cases, but do not include data from one court. Data for 1993 include **DWI/DUI** cases, but do not include partial data from 14 courts. Data for 1994 and 1996 include **DWI/DUI** cases, but do not include partial data from three courts. Data for 1995 include **DWI/DUI** cases, but do not include data from two courts. Data for 1997 include **DWI/DUI** cases, but do not include partial data from five courts. Data for 1998 include **DWI/DUI** cases, but do not include partial data from six courts. Data for 1999 and 2000 include **DWI/DUI** cases, but do not include partial year data from several courts.

Hawaii—Circuit Court—**Felony** data for 1991 include **misdemeanor** cases, but do not include reopened prior cases.

Maryland—Circuit Court—**Felony** data include some **misdemeanor** cases, but do not include some cases.

* Additional court information:

Utah—District Court—The Circuit Courts in Utah were abolished as of July 1, 1996 and their caseload absorbed into the District Court. Data for prior years were merged for comparability.

TABLE 16: Tort Caseload in State Trial Courts of General Jurisdiction, 1991-2000

State/Courtname:	Number of filings and qualifying footnotes									
	1991	1992	1993	1994	1995	1996	1997	1998	1999	2000
ALABAMA Circuit	NA	11,498 B	11,512 B	10,893 B	12,254 B	16,658 B	13,202 B	13,112 B	12,124	11,644
ALASKA Superior	838	815	935	875	1,024	1,005	1,048	1,026	986	926
ARIZONA Superior*	15,442	13,842	12,940	22,815	13,776	15,116	14,934	15,006	13,480	12,250
ARKANSAS Circuit	5,099	5,098	5,228	5,298	5,254	5,180	4,586	4,331	4,252	4,401
CALIFORNIA Superior	114,298 A	109,219 A	88,346 A	83,721 A	79,490 A	77,402 A	70,039 A	68,297 A	69,666 A	71,141 A
COLORADO District	6,295	6,151	5,001	4,977	4,731	4,763	4,994	4,984	4,882	5,106
CONNECTICUT Superior	16,266	16,250	15,947	15,642	17,932	19,211	19,903	20,036	18,887	18,506
FLORIDA Circuit*	44,257	43,458	43,536	43,045	46,025	46,239	47,996	45,886	47,045 A	49,284 A
HAWAII Circuit	2,365 A	2,689 A	2,941 A	2,517 A	2,934 A	2,468 A	2,205 A	2,105 A	1,824	1,712
IDAHO District	1,044 A	1,136 A	1,115	1,221	1,176	1,423	1,479	1,391	1,600	1,474
INDIANA Superior and Circuit	7,910	8,043	9,452	12,066	13,366	13,032	13,033	12,412	12,665	13,902
KANSAS District	4,076	4,338	4,395	4,282	5,082	5,641	6,194	6,358	5,762	5,464
MAINE Superior	1,686	1,643	1,615	1,740	1,819	1,657	1,572	1,386	1,271	1,253
MARYLAND Circuit	16,270 A	15,612 A	14,989 A	14,485 A	15,427 A	15,540 A	15,517 A	14,769 A	13,458 A	11,631 A
MASSACHUSETTS Superior Court	13,721	13,957	NA	13,774	13,854	12,982	12,299	11,602	11,127	8,003
MICHIGAN Circuit	31,869	34,497	35,450	39,538	30,372	52,270	24,891	23,800	22,509	22,243
MINNESOTA District	7,252	7,460	6,861	6,751	6,919	6,887	7,312	6,748	6,088	5,552
MISSISSIPPI Circuit	NA	NA	NA	NA	NA	NA	6,045	6,054	5,488	NA
Chancery	NA	NA	NA	NA	NA	NA	383	452	215	NA

(continued on next page)

TABLE 16: Tort Caseload in State Trial Courts of General Jurisdiction, 1991-2000 (continued)

State/Court name:	Number of filings and qualifying footnotes									
	1991	1992	1993	1994	1995	1996	1997	1998	1999	2000
MISSOURI Circuit	21,245	19,999	17,883	16,960	17,506	19,495	19,344	20,757	18,953	19,061
NEVADA District	5,871	6,185	6,788	7,486	7,873	8,906	9,177	8,590	7,532	7,477 A
NEW HAMPSHIRE Superior	NA	NA	NA	NA	NA	NA	NA	2,063 A	1,969 A	1,922 A
NEW JERSEY Superior	73,614 A	67,380 A	63,776 A	63,538 A	60,234 A	57,627 A	57,955 A	82,817	79,142	74,472
NEW MEXICO District	NA	4,578	5,759	4,842	5,159	5,437	5,364	4,940	5,247	4,851
NEW YORK Supreme and County	65,767	72,189	71,113	75,298	81,265	84,126	82,514	81,794	80,863	78,323
NORTH CAROLINA Superior	8,656	9,361	9,754	9,739	10,256	10,536	10,588	10,683	10,098	9,977
NORTH DAKOTA District	531	411	525	535	685	531	563	717	638	619
OHIO Court of Common Pleas	34,422	33,196	31,229	31,181	33,371	36,896	50,472	31,298	31,873	30,197
OREGON Circuit*	8,100	7,551	7,473	8,184	8,639	8,713	8,305	7,558	7,313	6,774
PUERTO RICO Court of First Instance*	8,520	8,552	8,948	9,803	10,236 A	10,024 A	10,311 A	10,788 A	9,834 A	9,950 A
RHODE ISLAND Superior	NA	NA	NA	NA	NA	3,923	3,537	3,495	3,496	3,409
TENNESSEE Circuit, Criminal, and Chancery	13,223	13,100	12,106	12,221	13,726	14,054	14,481	13,873	12,186	11,891
TEXAS District	44,088	46,762	47,586	48,631	51,544	46,493	42,954	40,385	35,668	34,224
UTAH District	1,729 B	1,979 B	1,804 B	1,928 B	2,058 B	1,686	1,827	1,849	2,386	2,303
WASHINGTON Superior	11,375	11,142	11,856	11,950	12,850	12,776	12,552	12,290	11,674	11,277
WISCONSIN Circuit	8,865	8,835	9,043	9,583	10,559	6,285	8,495	8,725	8,283	7,713
WYOMING District	NA	504 A	553 A	530 A	505 A	611 A	605 A	536 A	420 A	493

(continued on next page)

TABLE 16: Tort Caseload in State Trial Courts of General Jurisdiction, 1991-2000 (continued)

States that do not appear were unable to provide data.

NA = Data were unavailable or not comparable.

QUALIFYING FOOTNOTES:

The absence of a qualifying footnote indicates that data are complete.

A: The following courts' data are incomplete:

California—Superior Court—**Tort** data do not include **medical malpractice** and **product liability** cases. **Tort** data for 1992 also do not include partial data from one court. Data for 1991 also do not include data from one court. Data for 1993 also do not include partial data from fourteen courts. Data for 1994 and 1996 also do not include partial data from three courts. Data for 1995 also do not include partial data from two courts. Data for 1997 also do not include partial data for five courts. Data for 1998 also do not include partial data for six courts. Data for 1999 and 2000 also do not include partial data from several courts.

Florida—Circuit Court—**Tort** data for 1999 do not include partial data from one county. **Tort** data for 2000 do not include partial data from several courts.

Hawaii—Circuit Court—**Tort** data for 1991-1998 do not include a small number of District Court transfers reported with other civil cases.

Idaho—District Court—**Tort** data for 1991 and 1992 do not include some cases reported with unclassified civil cases.

Maryland—Circuit Court—**Tort** data do not include some cases reported with unclassified civil cases.

Nevada—District Court—**Tort** data for 2000 do not include partial data from several courts.

New Hampshire—Superior Court—**Tort** data do not include some cases reported with unclassified civil cases.

New Jersey—Superior Court—**Tort** data for 1991-1997 do not include some cases reported with unclassified civil cases.

Puerto Rico—Court of First Instance—**Tort** data for 1995-2000 do not include cases from the Municipal Division.

Wyoming—District Court—**Tort** data for 1992 and 1996 do not include cases from two counties. For 1993-1995 and 1997-1999, one county did not report tort data.

B: The following courts' data are overinclusive:

Alabama—Circuit Court—**Tort** data for 1992-1998 include some **postconviction remedy proceedings**.

Utah—District Court—**Tort** data for 1991-1995 include de novo **appeals** from the Justice Court.

* Additional court information:

Arizona—Superior Court—Tort reform legislation caused the tort caseload to increase dramatically in 1994.

Florida—Circuit Court—The large increase in tort filings for 1991 is due in part to the filing of 1,113 asbestos cases in Miami in July of 1991.

Oregon—Circuit Court—The District Courts in Oregon were abolished as of January 15, 1998 and their caseload absorbed into the Circuit Court. Data for prior years were merged for comparability.

Puerto Rico—Court of First Instance—The Judicial Reform Act of 1994 consolidated the Superior, District, and Municipal Courts into one Court of First Instance effective 1995. Tort data for 1991-1994 were combined for all three courts to ensure comparability across the ten-year trend.

Appendix 1: *Methodology*

Court Statistics Project: Goals and Organization

The Court Statistics Project of the National Center for State Courts compiles and reports comparable court caseload data from the 50 states, the District of Columbia, and Puerto Rico. Project publications and technical assistance encourage greater uniformity in how individual state courts and state court administrative offices collect and publish caseload information. Progress toward these goals should result in more meaningful and useful caseload information for judges, court managers, and court administrators.

The *State Court Caseload Statistics: Annual Report* series is a cooperative effort of the Conference of State Court Administrators (COSCA) and the National Center for State Courts (NCSC). Responsibility for project management and staffing is assumed by the NCSC's Court Statistics Project. COSCA, through its Court Statistics Committee, provides policy guidance and review. The Court Statistics Committee includes members of COSCA and representatives of state court administrative office senior staff, the National Conference of Appellate Court Clerks, the National Association for Court Management, and the academic community. Preparation of the 2000 caseload report was funded by an ongoing grant from the State Justice Institute (SJI-91-N-007-O01-1) to the NCSC.

In addition to preparing publications, the Court Statistics Project responds to thousands of requests for information and assistance each year. These requests come from a variety of sources, including state court administrative offices, local courts, individual judges, federal and state agencies, legislators, the media, academic researchers, students, and NCSC staff.

Evolution of the Court Statistics Project

During the Court Statistics Project's original data compilation efforts, the *State of the Art* and *State Court Caseload Statistics: 1975 Annual Report*, classification problems arose from the multitude of categories and terms used by the states to report their caseloads. This suggested the need for a model annual report and a statistical dictionary of terms for court usage.

The *State Court Model Statistical Dictionary* provides common terminology, definitions, and usage for reporting appellate and trial court caseloads. Terms for reporting data on case disposition methods are provided in the *Dictionary* and in other project publications. The classification scheme and associated definitions serve as a model framework for developing comparable and useful data. A new edition of the *State Court Model Statistical Dictionary* was published in 1989, consolidating and revising the original 1980 version and the 1984 *Supplement*.

Once a set of recommended terms was adopted, the project's focus shifted to assessing the comparability of caseload data reported by the courts to those terms. It became particularly important to detail the subject matter jurisdiction and methods of counting cases in each state court. Problems related to categorizing and counting cases in the trial and appellate courts were resolved through the development of the *1984 State Trial Court Jurisdiction Guide for Statistical Reporting* and the *1984 State Appellate Court Jurisdiction Guide for Statistical Reporting*. Key information from both guides is updated annually as part of the preparation for a new caseload report. The introduction to the 1981 report details the impact of the *Trial Court Jurisdiction Guide* on the Court Statistics Project data collection and the introduction to the 1984 report describes the effect of the *Appellate Court Jurisdiction Guide*.

The *State Court Organization* series, updated for 1998, serves as a valuable complement to the *Report* series. *State Court Organization 1998* is a reference book that describes in great depth the structure, organization, and management of the state trial and appellate courts.

Sources of Data

Information for the national caseload databases comes from published and unpublished sources supplied by state court administrators and appellate court clerks. Published data typically come from official state court annual reports, which vary widely in form and detail. Although constituting the most reliable and valid data available at the state level, they arrive from statistical data filed monthly, quarterly, or annually by numerous local jurisdictions and, in most states, several trial and appellate court systems. Moreover, these caseload statistics are primarily collected to assist states in managing their own systems and are not prepared specifically for inclusion in the COSCA/NCSC caseload statistics report series.

Some states either do not publish an annual report or publish only limited caseload statistics for either trial or appellate courts. The Court Statistics Project receives unpublished data from those states in a wide range of forms, including internal management memos, computer-generated output, and the project's statistical and jurisdictional profiles, which are updated by state court administrative office staff.

Extensive telephone contact and follow-up correspondence are used to collect missing data, confirm the accuracy of available data, and determine the legal jurisdiction of each court. Information is also collected concerning the number of judges per court or court system (from annual reports,

offices of state court administrators, and appellate court clerks); the state population (based on Bureau of the Census revised estimates); and special characteristics regarding subject matter jurisdiction and court structure. Appendix 2 lists the source of each state's 2000 caseload statistics.

Data Collection Procedures

The following outline summarizes the major tasks involved in compiling the 2000 caseload data reported in this volume:

A. The 2000 state reports were evaluated to note changes in the categories and terminology used for data reporting, changes in the range of available data, and changes in the state's court organization or jurisdiction. This entailed a direct comparison of the 2000 material with the contents of individual states' 1999 annual reports. Project staff used a copy of each state's 1999 trial and appellate court statistical spreadsheets, trial and appellate court jurisdiction guides, and the state court structure chart as worksheets for gathering the 2000 data. Use of the previous year's spreadsheets provides the data collector with a reference point to identify and replicate the logic used in the data collection and ensures consistency over time in the report series. The caseload data were entered onto the 2000 spreadsheets. Caseload terminology is defined by the *State Court Model Statistical Dictionary, 1989*. Prototypes of appellate and trial court statistical spreadsheets can be found in Appendix 3.

B. Caseload numbers were screened for significant changes from the previous year. A record that documents and, where possible, explains such changes is maintained. This process serves as another reliability check by identifying statutory, organizational, or procedural changes that potentially had an effect on the size of the reported court caseload.

C. The data were then transferred from the handwritten copy to computer databases that are created as Excel spreadsheets. Mathematical formulas are embedded in each spreadsheet to compute the caseload totals. Linked spreadsheets contain the information on the number of judges, court jurisdiction, and state population needed to generate caseload tables for the 2000 report.

D. After the data were entered and checked for entry errors and internal consistency, individual spreadsheets were generated for the appellate and trial courts using Excel software. The spreadsheet relates the total for each model reporting category to the category or categories the state used to report its caseload numbers.

E. Trial and appellate court spreadsheets for all 50 states, the District of Columbia, and Puerto Rico are sent directly to the states' administra-

tive offices of the courts and/or the appellate court clerks' offices for verification. This step in the data collection process (which began with the 1989 report) provides further assurance of data accuracy and often yields the bonus of additional caseload data or improved information on the content and accuracy of the data.

F. The final databases are stored in SPSS and Excel at the NCSC. The annual CSP databases are also archived with the Inter-University Consortium for Political and Social Research (ICPSR) at the University of Michigan.

Ongoing Data Collection

Four basic types of data elements are collected by the Court Statistics Project: (1) trial court caseload statistics, (2) trial court jurisdictional/organizational information, (3) appellate court caseload, and (4) appellate court jurisdictional/organizational information.

For trial courts, emphasis is placed on reporting the total number of civil, criminal, juvenile, and traffic/other violation cases according to the model reporting format. Each of these major case types can be reduced to more specific caseload categories. For example, civil cases consist of tort, contract, real property rights, small claims, mental health, estate, and domestic relations cases, as well as trial court civil appeals and appeals of administrative agency cases. In some instances, these case types can be further refined; for example, domestic relations cases can be divided into marriage dissolution, support/custody, interstate support, adoption, paternity, and domestic violence cases.

Currently, only filing and disposition numbers are entered into the database for each case type. Data on pending cases were routinely collected by the project staff until serious comparability problems were identified when compiling the 1984 report. Some courts provide data that include active cases only; others include active and inactive cases. The COSCA Court Statistics Committee recommended that the collection of pending caseload be deferred until a study determines whether and how data can be made comparable across states.

The trial court jurisdictional profile collects an assortment of information relevant to the organization and jurisdiction of each trial court system. Before the use of Excel spreadsheets for reporting statistical data, the main purpose of the profile was to translate the terminology used by the states when reporting statistical information into generic terms recommended by the *State Court Model Statistical Dictionary*. Each court's spreadsheet captures the state's terminology, and the jurisdiction guide format has been streamlined. The jurisdictional profile currently collects information

on number of courts, number of judges, methods of counting cases, availability of jury trials, dollar amount jurisdiction of the court, and time standards for case processing.

There are also statistical spreadsheets and jurisdiction guides for each state appellate court. Two major case types are used on the statistical spreadsheet: mandatory cases that the court must hear on the merits as appeals of right and discretionary petition cases that the court decides whether to accept and then reach a decision on the merits. The statistical spreadsheet also contains the number of petitions granted if it can be determined. Mandatory and discretionary petitions are further differentiated by whether the case is a review of a final trial court judgment or some other matter, such as a request for interlocutory or postconviction relief. When possible, the statistics are classified according to subject matter, chiefly civil, criminal, juvenile, disciplinary, or administrative agency.

The appellate court jurisdiction guide contains information about each court, including number of court locations, number of justices/judges, number of legal support personnel, point at which appeals are counted as cases, procedures used to review discretionary petitions, and use of panels.

Supplementary Data Collection

The Court Statistics Project supplements its ongoing, general data collection efforts by collecting manner of disposition data from the states' general jurisdiction courts. All of the states, the District of Columbia, and Puerto Rico were contacted and asked to supply manner of disposition data to the project. Thirty-one states provided comprehensive criminal disposition data, and eight provided trial data. This year civil disposition data were taken from the Civil Trial Court Network Project. Disposition statistics from these courts present a picture of the way cases are disposed in state trial courts nationally. They are useful in comparing court backlogs, case management systems, and the impact of specialized programs such as arbitration and mediation.

Several obstacles hinder the achievement of comprehensive national statistics on manner of disposition for court cases. First, some states do not collect any disposition data. There were 13 such states in 2000. Second, other states define disposition categories differently, so information may not be comparable. For example, many states have a different definition of what a bench trial is and what is considered a hearing before a judge. States with a very high bench trial rate are using a more liberal definition of what constitutes a bench trial. Third, the mix of cases included in disposition totals may vary. For example, some states report contested and uncontested divorce cases together, while others do not. Also, differences in subject matter jurisdiction, court structure, and units for

counting cases will affect the use of manner of disposition statistics.

Completeness

States vary in their ability to report comprehensive and complete manner of disposition data. For criminal cases, Maryland reported only trial dispositions; Massachusetts and Rhode Island reported total criminal trials, but did not distinguish between jury and bench trials. Louisiana provided the number of criminal cases disposed by jury trials only.

Comparability

Comparability is possible when states count trials similarly, use similar methods for counting cases, and report information for a similar range of case types. The point at which a state counts a jury trial varies widely. The table below shows the relative use of alternative trial definitions.

The definitional differences for trials explain some of the variation in trial rates. Generally, most states providing data define a trial in a way that inflates the number of cases disposed at trial.

Definitions	Number of states which use definition for criminal	Number of states which use definition for civil
A) A jury trial is counted when a jury is selected, empaneled, or sworn. A nonjury trial is counted when evidence is first introduced or first witness is sworn.	34	32
B) A jury trial is counted at introduction or swearing of first witness. A nonjury trial is counted when evidence is first introduced or swearing of first witness.	2	3
C) A jury trial is counted at verdict or decision.	16	17

On the criminal side, courts also vary in the point at which they count a case as initially filed. Most states count a criminal case as filed at the information or indictment, although some use the arraignment. Since a number of cases will drop out of the system between these two points (usually by a plea or a dismissal), those courts that use an early count will have a higher rate of nontrial dispositions. Courts also differ in case unit of count. As shown on the opposite page, states differ on whether they count charges, defendants, or indictments.

Definitions for unit of count—Criminal	Number of states
Single Defendant/Single Charge	5
Single Defendant/Single Incident	21
Single Defendant/Single Incident (maximum number of charges)	0
Single Defendant/One or More Incidents	10
Single Defendant/Varies with Prosecutor	6
One or More Defendants/Single Incident	4
One or More Defendants/One or More Incidents	4
One or More Defendants/Varies with Prosecutor	1
Varies with Prosecutor/Varies with Prosecutor	1

Definition of point of count—Criminal	Number of states
At the filing of the Information or Indictment	38
At the filing of the Information or Complaint	5
At the filing of Complaint (Warrant/Accusation)	4
At the Arraignment (First Appearance)	5

Footnotes

Footnotes indicate the degree to which a court's statistics conform to the Court Statistics Project's reporting categories defined in the *State Court Model Statistical Dictionary*. Footnoted caseload statistics are either overinclusive in that they contain case types other than those defined for the term in the *Dictionary* or underinclusive in that some case types defined for the term in the *Dictionary* are not included. It is possible for a caseload statistic to contain inapplicable case types while also omitting those which are applicable, making the total or subtotal simultaneously overinclusive and underinclusive.

The 2000 report uses a simplified system of footnotes. An "A" footnote indicates that the caseload statistic for a statewide court system does not include some of the recommended case types; a "B" footnote indicates that the statistic includes some extraneous case types; a "C" footnote indicates that the data are both incomplete and overinclusive. The text of the footnote explains for each court system how the caseload data differ from the reporting category recommended in the *State Court Model Statistical Dictionary*. Caseload statistics that are not qualified by a footnote conform to the *Dictionary*'s definition.

Case filings and dispositions are also affected by the unit and method of count used by the states, differing subject matter and dollar amount jurisdic-

tion, and different court system structures. Most of these differences are described in the figures found in this volume and are summarized in the court structure chart for each state. The most important differences are reported in summary form in the main caseload tables.

Variations in Reporting Periods

As indicated in Figure A, most states report data by calendar year, others by fiscal year, and a few appellate courts by court term. Therefore, the 12-month period covered in this report is not the same for all courts.

This report reflects court organization and jurisdiction in 2000. Since 1975, new courts have been created at both the appellate and trial level, additional courts report data to the Court Statistics Project, and courts may have merged and/or changed counting or reporting methods. The dollar amount limits of civil jurisdiction in many trial courts also vary. Care is therefore required when comparing 2000 data to previous years. The trend analysis used in this report offers a model for undertaking such comparisons.

Final Note

Comments, corrections, and suggestions are encouraged and can be sent to:

Director, Court Statistics Project
National Center for State Courts
300 Newport Avenue (Zip 23185)
P.O. Box 8798
Williamsburg, VA 23187-8798

Phone: (757) 253-2000
Fax: (757) 220-0449

Internet: <http://www.ncsc.dni.us/research/csp/cspform.htm>

Appendix 2: *Sources of 2000*
State Court Caseload Statistics

Sources of 2000 State Court Caseload Statistics

State	Courts of Last Resort	Intermediate Appellate	General Jurisdiction	Limited Jurisdiction
Alabama	Unpublished data were provided by the Clerk of the Court.	Unpublished data were provided by the clerks of these courts.	Unpublished data were provided by the Director, Administrative Office of the Courts.	Unpublished data were provided by the Director, Administrative Office of the Courts.
Alaska	Alaska Court System 2000 Annual Report.	Alaska Court System 2000 Annual Report.	Alaska Court System 2000 Annual Report.	Alaska Court System 2000 Annual Report.
Arizona	Unpublished data were provided by the Administrative Office of the Courts.	Unpublished data were provided by the Administrative Office of the Courts.	The Arizona Courts Data Report, 2000.	The Arizona Courts Data Report, 2000.
Arkansas	Statistical Supplement to the 1999-2000 Annual Report of the Arkansas Judiciary.	Statistical Supplement to the 1999-2000 Annual Report of the Arkansas Judiciary.	Statistical Supplement to the 1999-2000 Annual Report of the Arkansas Judiciary.	Statistical Supplement to the 1999-2000 Annual Report of the Arkansas Judiciary.
California	Data were provided by the Administrative Office of the Courts.	Data were provided by the Administrative Office of the Courts.	Judicial Council of California www.courtinfo.ca.gov	Judicial Council of California www.courtinfo.ca.gov
Colorado	Colorado Judicial Branch Annual Report FY 2000 Statistical Supplement.	Colorado Judicial Branch Annual Report FY 2000 Statistical Supplement.	Colorado Judicial Branch FY 2000 Annual Report Statistical Supplement www.courts.state.co.us	Colorado Judicial Branch FY 2000 Annual Report Statistical Supplement www.courts.state.co.us
Connecticut	Unpublished data were provided by the Appellate Court Clerk.	Unpublished data were provided by the Appellate Court Clerk.	Unpublished data were provided by the Office of the Chief Court Administrator.	Unpublished data were provided by the Office of the Chief Court Administrator.
Delaware	2000 Annual Report of the Delaware Judiciary.	_____	2000 Annual Report of the Delaware Judiciary & 2000 Statistical Report.	2000 Annual Report of the Delaware Judiciary & 2000 Statistical Report.
District of Columbia	District of Columbia Courts Annual Report, 2000. Additional unpublished data were provided by the Office of the Clerk.	_____	District of Columbia Courts Annual Report, 2000. Unpublished data were provided by the Executive Officer.	_____
Florida	Unpublished data were provided by the State Court Administrator and the Clerk of the Supreme Court.	Unpublished data were provided by the State Court Administrator.	Unpublished data were provided by the State Court Administrator.	Unpublished data were provided by the State Court Administrator and the Department of Highways, Safety, and Motor Vehicles.
Georgia	Unpublished data were provided by the Clerk of the Supreme Court.	Unpublished data were provided by the Clerk of the Court of Appeals.	Unpublished data were provided by the State Court Administrator.	Unpublished data were provided by the State Court Administrator.
Hawaii	The Judiciary State of Hawaii: Annual Report July 1, 1999 to June 30, 2000.	The Judiciary State of Hawaii: Annual Report July 1, 1999 to June 30, 2000.	The Judiciary State of Hawaii: Annual Report July 1, 1999 to June 30, 2000 & Statistical Supplement.	The Judiciary State of Hawaii: Annual Report July 1, 1999 to June 30, 2000 & Statistical Supplement.
Idaho	Unpublished data were provided by the Office of the Court Administrator.	Unpublished data were provided by the Office of the Court Administrator.	The Idaho Courts Annual Report Appendix, 2000.	The Idaho Courts Annual Report Appendix, 2000.
Illinois	Unpublished data were provided by the Clerk of the Supreme Court.	Unpublished data were provided by the Administrative Director of the Courts.	Unpublished data were provided by the Administrative Director of the Courts.	_____
Indiana	Unpublished data were provided by the Executive Director, Supreme Court of Indiana.	Unpublished data were provided by the Executive Director, Supreme Court of Indiana and the Tax Court Administrator.	Unpublished data were provided by the Executive Director, Supreme Court of Indiana.	Unpublished data were provided by the Executive Director, Supreme Court of Indiana.

Sources of 2000 State Court Caseload Statistics

State	Courts of Last Resort	Intermediate Appellate	General Jurisdiction	Limited Jurisdiction
Iowa	Unpublished data were provided by the Clerk of the Appellate Court.	Unpublished data were provided by the Clerk of the Appellate Court.	Unpublished data were provided by the State Court Administrator.	
Kansas	Annual Report of the Courts of Kansas: FY 2000.	Annual Report of the Courts of Kansas: FY 2000.	Annual Report of the Courts of Kansas: FY 2000.	Annual Report of the Kansas Municipal Courts: FY 2000.
Kentucky	Unpublished data were provided by the Clerk of the Supreme Court.	Unpublished data were provided by the Clerk of the Court of Appeals.	Unpublished data were provided by the Administrative Director of Courts.	Unpublished data were provided by the Administrative Director of Courts.
Louisiana	Unpublished data were provided by the Clerk of the Supreme Court.	Unpublished data were provided by the Judicial Administrator.	Unpublished data were provided by the Judicial Administrator.	Unpublished data were provided by the Judicial Administrator.
Maine	Unpublished data were provided by the Administrative Office of the Courts.		Unpublished data were provided by the Administrative Office of the Courts.	Unpublished data were provided by the Administrative Office of the Courts.
Maryland	Unpublished data were provided by Office of the Court Administrator.	Unpublished data were provided by Office of the Court Administrator.	Annual Report of the Maryland Judiciary 1999-2000. Unpublished data were provided by the Administrative Office of the Courts.	Annual Report of the Maryland Judiciary 1999-2000.
Massachusetts	Unpublished data were provided by the Clerk of the Supreme Court.	Unpublished data were provided by the Clerk of the Appeals Court.	FY 2000 Annual Report on the State of the Massachusetts Court System.	FY 2000 Annual Report on the State of the Massachusetts Court System.
Michigan	Unpublished data were provided by the Clerk of the Supreme Court.	Unpublished data were provided by the Clerk of the Court of Appeals.	Unpublished data were provided by the State Court Administrator.	Unpublished data were provided by the State Court Administrator.
Minnesota	Unpublished data were provided by the State Court Administrator.	Unpublished data were provided by the State Court Administrator.	Unpublished data were provided by the State Court Administrator.	
Mississippi	Unpublished data were provided by the Appellate Court Clerk.	Unpublished data were provided by the Appellate Court Clerk.	Data were not available.	Data were not available.
Missouri	Unpublished data were provided by the State Court Administrator.	Unpublished data were provided by the State Court Administrator.	Missouri Judicial Report Supplement, FY 2000.	Data were not available.
Montana	Unpublished data were provided by the Clerk of the Supreme Court.		2000 Annual Report of the Montana Judiciary.	2000 Annual Report of the Montana Judiciary.
Nebraska	The Courts of Nebraska 2000 Annual Caseload Report. Additional unpublished data were provided by the State Court Administrator.	The Courts of Nebraska 2000 Annual Caseload Report.	The Courts of Nebraska 2000 Annual Caseload Report. Additional unpublished data were provided by the Administrative Office of the Courts.	The Courts of Nebraska 2000 Annual Caseload Report. Additional unpublished data were provided by the Administrative Office of the Courts.
Nevada	Unpublished data were provided by the Clerk of the Supreme Court.		Unpublished data were provided by the Administrative Director of Courts.	Unpublished data were provided by the Administrative Director of Courts.
New Hampshire	Unpublished data were provided by the Clerk of the Supreme Court.		Unpublished data were provided by the Director, Administrative Office of the Courts.	Unpublished data were provided by the Director, Administrative Office of the Courts.

State	Courts of Last Resort	Intermediate Appellate	General Jurisdiction	Limited Jurisdiction
New Jersey	Unpublished data were provided by the Clerk of the Supreme Court.	Unpublished data were provided by the Clerk of the Appellate Court.	Unpublished data were provided by the Administrative Office of the Courts.	Unpublished data were provided by the Administrative Office of the Courts.
New Mexico	Unpublished data were provided by the Clerk of the Supreme Court.	Unpublished data were provided by the Clerk of the Court of Appeals.	New Mexico State Courts, 2000 Annual Report & Statistical Addendum. Unpublished data were provided by the Administrative Office of the Courts.	New Mexico State Courts, 2000 Annual Report & Statistical Addendum. Unpublished data were provided by the Administrative Office of the Courts.
New York	2000 Annual Report of the Clerk of Court, Court of Appeals of the State of New York. Additional unpublished data were provided by the Clerk.	Unpublished data were provided by the Chief Administrator of Courts.	Unpublished data were provided by the Chief Administrator of Courts.	Unpublished data were provided by the Chief Administrator of Courts.
North Carolina	Unpublished data were provided by the Administrative Office of the Courts.	Unpublished data were provided by the Administrative Office of the Courts.	Unpublished data were provided by the Administrative Office of the Courts.	Unpublished data were provided by the Administrative Office of the Courts.
North Dakota	North Dakota Courts Annual Report, 2000. Additional unpublished data were provided by the Clerk.	_____	North Dakota Courts Annual Report, 2000. Unpublished data were provided by the Administrative Office of the Courts.	North Dakota Courts Annual Report, 2000. Unpublished data were provided by the Administrative Office of the Courts.
Ohio	Unpublished data were provided by the Clerk of the Supreme Court.	Data not available for 2000.	Unpublished data were provided by the Administrative Director.	Unpublished data were provided by the Administrative Director.
Oklahoma	Data were not available.	Data were not available.	Data were not available.	Data were not available.
Oregon	Unpublished data were provided by the Clerk of the Supreme Court.	Unpublished data were provided by the Clerk of Court of Appeals.	Unpublished data were provided by the State Court Administrator.	Data were not available.
Pennsylvania	Unpublished data were provided by the Clerk of the Supreme Court.	Superior Court of Pennsylvania Annual Report, 2000. Additional unpublished data were provided by the clerks of these courts.	Unpublished data were provided by the State Court Administrator.	Unpublished data were provided by the State Court Administrator.
Puerto Rico	Unpublished data were provided by the Office of Courts Administration.	Unpublished data were provided by the Office of Courts Administration.	Unpublished data were provided by the Administrative Director of Courts.	_____
Rhode Island	Unpublished data were provided by the Clerk of the Supreme Court.	_____	Unpublished data were provided by the Administrative Office of the Courts.	Unpublished data were provided by the Administrative Office of the Courts.
South Carolina	Unpublished data were provided by the Clerk of the Supreme Court.	Unpublished data were provided by the Clerk of the Court of Appeals.	Unpublished data were provided by the Director, SC Court Administration.	Unpublished data were provided by the Director, SC Court Administration.
South Dakota	SD Courts, The State of the Judiciary, 2000. Additional unpublished data were provided by the Clerk.	_____	SD Courts, The State of the Judiciary and FY 2000 Annual Report of SD Unified Judicial System.	_____

Sources of 2000 State Court Caseload Statistics

State	Courts of Last Resort	Intermediate Appellate	General Jurisdiction	Limited Jurisdiction
Tennessee	Tennessee Judicial Council Annual Report and Statistical Supplement, 1999-2000. Additional unpublished data were provided by the Administrative Office of the Courts.	Tennessee Judicial Council Annual Report and Statistical Supplement, 1999-2000. Additional unpublished data were provided by the Administrative Office of the Courts.	Annual Report of the Tennessee Judiciary, FY 1999-2000. Unpublished data were provided by the Clerks of Probate Court.	State of Tennessee Council of Juvenile and Family Court Judges 2000 Annual Statistical Report.
Texas	Texas Judicial System Annual Report, FY 2000.	Texas Judicial System Annual Report, FY 2000.	Texas Judicial System Annual Report, FY 2000.	Texas Judicial System Annual Report, FY 2000.
Utah	Unpublished data were provided by the Clerk of the Supreme Court.	Unpublished data were provided by the Clerk of the Court of Appeals.	Internet: http://courtlink.utcourts.gov	Internet: http://courtlink.utcourts.gov
Vermont	Judicial Statistics, State of Vermont for Year Ending June 30, 2000. Additional unpublished data were provided by the Office of the Court Administrator.		Judicial Statistics, State of Vermont for Year Ending June 30, 2000.	Judicial Statistics, State of Vermont for Year Ending June 30, 2000.
Virginia	Unpublished data were provided by the Office of Court Administration.	Unpublished data were provided by the Office of Court Administration.	Virginia State of the Judiciary Report, 2000.	Virginia State of the Judiciary Report, 2000.
Washington	Unpublished data were provided by the Clerk of the Supreme Court.	Unpublished data were provided by the Clerk of Court.	Unpublished data were provided by the Office of the Administrator for the Courts.	Unpublished data were provided by the Office of the Administrator for the Courts.
West Virginia	Unpublished data were provided by the Clerk of the Supreme Court.		Unpublished data were provided by the Administrative Office of the Courts.	Unpublished data were provided by the Administrative Office of the Courts.
Wisconsin	Unpublished data were provided by the Clerk of Court.	Unpublished data were provided by the Clerk of Court.	Unpublished data were provided by the Director of State Courts.	Unpublished data were provided by the Director of State Courts.
Wyoming	Unpublished data were provided by the State Court Coordinator.		Unpublished data were provided by the Court Coordinator.	Unpublished data were provided by the Court Coordinator.

Appendix 3: *Prototypes of State Appellate Court
and Trial Court Statistical Spreadsheets*

Prototype of State Appellate Court Statistical Spreadsheet

State Name, Court Name
 Court of last resort or intermediate appellate court
 Number of divisions/departments, number of authorized justices/judges
 Total population

	<u>Beginning pending</u>	<u>Filed</u>	<u>Disposed</u>	<u>End pending</u>
MANDATORY JURISDICTION:				
Appeals of final judgments:				
Civil				
Criminal:				
Capital criminal				
Other criminal				
Total criminal				
Juvenile				
Administrative agency				
Unclassified				
Total final judgments				
Other mandatory cases:				
Disciplinary matters				
Original proceedings				
Interlocutory decisions				
Advisory opinions				
Total other mandatory				
Total mandatory cases				
	<u>Filed</u>	<u>Filed Petitions Granted</u>	<u>Disposed</u>	<u>Filed Petitions Granted Disposed</u>
DISCRETIONARY JURISDICTION:				
Petitions of final judgment:				
Civil				
Criminal				
Juvenile				
Administrative agency				
Unclassified				
Total final judgments				
Other discretionary petitions:				
Disciplinary matters				
Original proceedings				
Interlocutory decisions				
Advisory opinions				
Total other discretionary				
Total discretionary cases				
GRAND TOTAL				
OTHER PROCEEDINGS:				
Rehearing/reconsideration requests				
Motions				
Other matters				
Number of supplemental judges/justices				
Number of independent appellate courts at this level				

MANNER OF DISPOSITION

	Predecision disposition (dismissed/ withdrawn/settled)	Opinions		Decision without opinion (memo/order)	Transferred	Other
		Signed opinion	Per curiam opinion			
MANDATORY JURISDICTION:						
Appeals of final judgment						
Civil						
Criminal						
Juvenile						
Administrative agency						
Unclassified						
Other mandatory cases:						
Disciplinary matters						
Original proceedings						
Interlocutory decisions						
Total mandatory jurisdiction cases						
DISCRETIONARY JURISDICTION:						
Petitions of final judgments:						
Civil						
Criminal						
Juvenile						
Administrative agency						
Unclassified						
Other discretionary petitions						
Disciplinary matters						
Original proceedings						
Total discretionary cases						
GRAND TOTAL						

TYPE OF DECISION IN MANDATORY CASES/GRANTED PETITIONS OF FINAL JUDGMENT

	Civil	Criminal	Juvenile	Administrative agency	Other mandatory cases	Total
Opinions:						
Affirmed						
Modified						
Reversed						
Remanded						
Mixed						
Dismissed						
Other						
Total decisions:						
Affirmed						
Modified						
Reversed						
Remanded						
Mixed						
Dismissed						
Other						

TYPE OF DECISION IN OTHER DISCRETIONARY PETITIONS

	Petition granted	Petition denied	Other
Other discretionary petitions:			
Disciplinary matters			
Original proceedings			
Total discretionary jurisdiction cases			

Prototype of State Appellate Court Statistical Spreadsheet

TIME INTERVAL DATA (MONTH/DAYS)

	Notice of appeal or ready for hearing			Ready for hearing or under advisement (submitted or oral argument completed)			Under advisement (submitted or oral argument completed) to decision			Notice of appeal to decision		
	Number of cases	Mean	Median	Number of cases	Mean	Median	Number of cases	Mean	Median	Number of cases	Mean	Median
	MANDATORY JURISDICTION:											
Appeals of final judgment												
Civil												
Criminal												
Juvenile												
Administrative agency												
Unclassified												
Other mandatory cases												
Disciplinary matters												
Original proceedings												
Interlocutory decisions												
Total mandatory jurisdiction cases												
DISCRETIONARY JURISDICTION:												
Petitions of final judgments												
Civil												
Criminal												
Juvenile												
Administrative agency												
Unclassified												
Other discretionary petitions												
Disciplinary matters												
Original proceedings												
Interlocutory decisions												
Advisory opinions												
Total discretionary jurisdiction cases												
GRAND TOTAL												

AGE OF PENDING CASELOAD (DAYS)

	Not ready for hearing												Submitted or oral argument completed
	Awaiting court reporter's transcript			Awaiting appellant's brief			Awaiting respondent's brief						
	0-60 days	61-120 days	over 120 days	0-60 days	61-120 days	over 120 days	0-60 days	61-120 days	over 120 days	0-60 days	61-120 days	over 120 days	
MANDATORY JURISDICTION:													
Appeals of final judgment													
Civil													
Criminal													
Juvenile													
Administrative agency													
Unclassified													
Other mandatory cases													
Disciplinary matters													
Original proceedings													
Interlocutory decisions													
Total mandatory jurisdiction cases													
DISCRETIONARY JURISDICTION:													
Petitions of final judgments													
Civil													
Criminal													
Juvenile													
Administrative agency													
Unclassified													
Other discretionary petitions													
Disciplinary matters													
Original proceedings													
Interlocutory decisions													
Advisory opinions													
Total discretionary jurisdiction cases													
GRAND TOTAL													

Prototype of State Trial Court Statistical Spreadsheet

State Name, Court Name
 Court of general jurisdiction or court of limited jurisdiction
 Number of circuits or districts, number of judges
 Total population

	Beginning Pending	Filed	Disposed	End Pending
CIVIL:				
Tort:				
Auto tort				
Product liability				
Medical malpractice				
Unclassified tort				
Miscellaneous tort				
Total Tort				
Contract				
Real property rights				
Small claims				
Domestic relations:				
Marriage dissolution				
Support/custody				
Interstate support				
Adoption				
Paternity				
Domestic violence				
Miscellaneous				
Unclassified				
Total domestic relations				
Estate:				
Probate/wills/intestate				
Guardianship/conservatorship/trusteeship				
Miscellaneous estate				
Unclassified estate				
Total estate				
Mental health				
Appeal:				
Appeal of administrative agency case				
Appeal of trial court case				
Total civil appeals				
Miscellaneous civil				
Unclassified civil				
Total civil				
CRIMINAL:				
Felony				
Misdemeanor				
DWI/DUI				
Appeal				
Miscellaneous criminal				
Unclassified criminal				
Total Criminal				
TRAFFIC/OTHER VIOLATION:				
Moving traffic violation				
Ordinance violation				
Parking violation				
Miscellaneous traffic				
Unclassified traffic				
Total traffic/other violation				

	<u>Beginning Pending</u>	<u>Filed</u>	<u>Disposed</u>	<u>End Pending</u>
JUVENILE:				
Criminal-type petition				
Status offense				
Child-victim petition				
Miscellaneous juvenile				
Unclassified juvenile				
Total juvenile				

GRAND TOTAL

Drug cases

OTHER PROCEEDINGS:

Postconviction remedy
Preliminary hearings
Sentence review only
Extraordinary writs
Total other proceedings

MANNER OF CIVIL DISPOSITIONS

	<u>Uncontested/ Default</u>	<u>Dismissed</u>	<u>Withdrawn</u>	<u>Settled</u>	<u>Transferred</u>	<u>Arbitration</u>	<u>Total</u>
CIVIL:							
Tort:							
Auto tort							
Product liability							
Medical malpractice							
Unclassified tort							
Miscellaneous tort							
Total Tort							
Contract							
Real property rights							
Small claims							
Domestic relations:							
Marriage dissolution							
Support/custody							
Interstate support							
Adoption							
Paternity							
Domestic violence							
Miscellaneous							
Unclassified							
Total domestic relations							
Estate:							
Probate/wills/intestate							
Guardianship/conservatorship							
/trusteeship							
Miscellaneous estate							
Unclassified estate							
Total estate							
Mental health							
Appeal:							
Appeal of administrative agency case							
Appeal of trial court case							
Total civil appeals							
Miscellaneous civil							
Unclassified civil							
Total civil							

MANNER OF CRIMINAL DISPOSITIONS AND TYPE OF DECISION

	<u>Felony</u>	<u>Misdemeanor</u>	<u>DWI/DUI</u>	<u>Appeal</u>	<u>Miscellaneous criminal</u>	<u>Total</u>
Jury trial:						
Conviction						
Guilty plea						
Acquittal						
Dismissed						
Nonjury trial:						
Conviction						
Guilty plea						
Acquittal						
Dismissed						
Guilty Plea						
Dismissed/nolle prosequi						
Bail forfeiture						
Bound over						
Transferred						
Other						
Total dispositions						

MANNER OF TRAFFIC/OTHER VIOLATION DISPOSITIONS AND TYPE OF DECISION

	<u>Moving traffic violation</u>	<u>Ordinance violation</u>	<u>Parking violation</u>	<u>Miscellaneous traffic violation</u>	<u>Total</u>
Jury trial:					
Conviction					
Guilty plea					
Acquittal					
Dismissed					
Nonjury trial:					
Conviction					
Guilty plea					
Acquittal					
Dismissed					
Guilty Plea					
Dismissed/nolle prosequi					
Bail forfeiture					
Parking fines					
Transferred					
Other					
Total dispositions					

MANNER OF DISPOSITION: TRIALS

	Trial		
	Jury	Nonjury	Total
CIVIL:			
Tort:			
Auto tort			
Product liability			
Medical malpractice			
Unclassified tort			
Miscellaneous tort			
Total Tort			
Contract			
Real property rights			
Small claims			
Domestic relations:			
Marriage dissolution			
Support/custody			
Interstate support			
Adoption			
Paternity			
Domestic violence			
Miscellaneous			
Unclassified			
Total domestic relations			
Estate:			
Probate/wills/intestate			
Guardianship/conservatorship			
/trusteeship			
Miscellaneous estate			
Unclassified estate			
Total estate			
Mental health			
Appeal:			
Appeal of administrative agency case			
Appeal of trial court case			
Total civil appeals			
Miscellaneous civil			
Unclassified civil			
Total civil			

	Trial		
	Jury	Nonjury	Total
CRIMINAL:			
Felony			
Misdemeanor			
DWI/DUI			
Appeal			
Miscellaneous criminal			
Unclassified criminal			
Total criminal			
TRAFFIC/OTHER VIOLATION:			
Moving traffic violation			
Ordinance violation			
Parking violation			
Miscellaneous traffic			
Unclassified traffic			
Total traffic/other violation			
JUVENILE:			
Criminal-type petition			
Status offense			
Child-victim petition			
Miscellaneous juvenile			
Unclassified juvenile			
Total juvenile			
GRAND TOTAL			

AGE OF PENDING CASELOAD (DAYS)

	<u>0-30</u> <u>days</u>	<u>31-60</u> <u>days</u>	<u>61-90</u> <u>days</u>	<u>91-180</u> <u>days</u>	<u>181-360</u> <u>days</u>	<u>361-720</u> <u>days</u>	<u>over 720</u> <u>days</u>	<u>Average age</u> <u>of pending cases</u>
CIVIL:								
Tort:								
Auto tort								
Product liability								
Medical malpractice								
Unclassified tort								
Miscellaneous tort								
Total Tort								
Contract								
Real property rights								
Small claims								
Domestic relations:								
Marriage dissolution								
Support/custody								
Interstate support								
Adoption								
Paternity								
Domestic violence								
Miscellaneous								
Unclassified								
Total domestic relations								
Estate:								
Probate/wills/intestate								
Guardianship/conservatorship/trusteeship								
Miscellaneous estate								
Unclassified estate								
Total estate								
Mental health								
Appeal:								
Appeal of administrative agency case								
Appeal of trial court case								
Total civil appeals								
Miscellaneous civil								
Unclassified civil								
Total civil								

AGE OF PENDING CASELOAD (DAYS)

	0-30 days	31-60 days	61-90 days	91-180 days	181-360 days	361-720 days	over 720 days	Average age of pending cases
CRIMINAL:								
Felony								
Misdemeanor								
DW/DUI								
Appeal								
Miscellaneous criminal								
Unclassified criminal								
Total criminal								
TRAFFIC/OTHER VIOLATION:								
Moving traffic violation								
Ordinance violation								
Parking violation								
Miscellaneous traffic								
Unclassified traffic								
Total traffic/other violation								
JUVENILE:								
Criminal-type petition								
Status offense								
Child-victim petition								
Miscellaneous juvenile								
Unclassified juvenile								
Total juvenile								
GRAND TOTAL								
Drug cases								
OTHER PROCEEDINGS:								
Postconviction remedy								
Preliminary hearings								
Sentence review only								
Extraordinary writs								
Total other proceedings								

Appendix 4: *State Populations*

State Populations

Resident Population, 2000

State or territory	Population (in thousands)		
	2000 Juvenile	2000 Adult	2000 Total
Alabama	1,123	3,324	4,447
Alaska	191	436	627
Arizona	1,367	3,764	5,131
Arkansas	680	1,993	2,673
California	9,250	24,622	33,872
Colorado	1,101	3,201	4,301
Connecticut	842	2,564	3,406
Delaware	195	589	784
District of Columbia	115	457	572
Florida	3,646	12,336	15,982
Georgia	2,169	6,017	8,186
Hawaii	296	916	1,212
Idaho	369	925	1,294
Illinois	3,245	9,174	12,419
Indiana	1,574	4,506	6,080
Iowa	734	2,193	2,926
Kansas	713	1,975	2,688
Kentucky	995	3,047	4,042
Louisiana	1,220	3,249	4,469
Maine	301	974	1,275
Maryland	1,356	3,940	5,296
Massachusetts	1,500	4,849	6,349
Michigan	2,596	7,343	9,938
Minnesota	1,287	3,633	4,920
Mississippi	775	2,070	2,845
Missouri	1,428	4,168	5,595
Montana	230	672	902
Nebraska	450	1,261	1,711
Nevada	512	1,487	1,998
New Hampshire	310	926	1,236
New Jersey	2,088	6,327	8,414
New Mexico	509	1,310	1,819
New York	4,690	14,286	18,976
North Carolina	1,964	6,085	8,049
North Dakota	161	481	642
Ohio	2,888	8,465	11,353
Oklahoma	892	2,558	3,451
Oregon	847	2,575	3,421
Pennsylvania	2,922	9,359	12,281
Puerto Rico	1,092	2,717	3,809

State Populations

Resident Population, 2000 (continued)

State or territory	Population (in thousands)		
	2000 Juvenile	2000 Adult	2000 Total
Rhode Island	248	801	1,048
South Carolina	1,010	3,002	4,012
South Dakota	203	552	755
Tennessee	1,399	4,291	5,689
Texas	5,887	14,965	20,852
Utah	719	1,514	2,233
Vermont	148	461	609
Virginia	1,738	5,340	7,079
Washington	1,514	4,380	5,894
West Virginia	403	1,406	1,808
Wisconsin	1,369	3,995	5,364
Wyoming	129	365	494

Source: U.S. Bureau of the Census, 2001.

Total State Population for Trend Tables, 1991-2000

State or territory	Population (in thousands)									
	1991	1992	1993	1994	1995	1996	1997	1998	1999	2000
Alabama	4,089	4,136	4,187	4,219	4,253	4,273	4,319	4,352	4,370	4,447
Alaska	570	587	599	606	603	607	609	614	620	627
Arizona	3,750	3,832	3,936	4,075	4,218	4,428	4,555	4,668	4,778	5,131
Arkansas	2,372	2,399	2,424	2,453	2,484	2,510	2,523	2,539	2,551	2,673
California	30,380	30,867	31,211	31,431	31,590	31,878	32,268	32,666	33,145	33,872
Colorado	3,377	3,470	3,566	3,656	3,746	3,823	3,893	3,971	4,056	4,301
Connecticut	3,291	3,281	3,277	3,275	3,275	3,274	3,270	3,274	3,282	3,406
Delaware	680	689	700	707	717	725	732	744	753	784
District of Columbia	598	589	578	570	555	543	529	523	519	572
Florida	13,277	13,488	13,679	13,953	14,165	14,400	14,654	14,916	15,111	15,982
Georgia	6,623	6,751	6,917	7,055	7,201	7,353	7,486	7,642	7,788	8,186
Hawaii	1,135	1,160	1,172	1,178	1,187	1,184	1,187	1,193	1,185	1,212
Idaho	1,039	1,067	1,099	1,133	1,163	1,189	1,210	1,229	1,252	1,294
Illinois	11,543	11,631	11,697	11,751	11,830	11,847	11,896	12,045	12,128	12,419
Indiana	5,610	5,622	5,713	5,752	5,803	5,841	5,864	5,899	5,943	6,080
Iowa	2,795	2,812	2,814	2,829	2,842	2,852	2,852	2,862	2,870	2,926
Kansas	2,495	2,523	2,531	2,554	2,566	2,572	2,595	2,629	2,654	2,688
Kentucky	3,713	3,755	3,789	3,827	3,861	3,884	3,908	3,936	3,961	4,042
Louisiana	4,252	4,287	4,295	4,315	4,342	4,351	4,352	4,369	4,372	4,469
Maine	1,235	1,235	1,239	1,241	1,241	1,243	1,242	1,245	1,253	1,275
Maryland	4,860	4,908	4,965	5,006	5,042	5,072	5,094	5,135	5,171	5,296
Massachusetts	5,996	5,988	6,012	6,041	6,074	6,092	6,118	6,147	6,175	6,349
Michigan	9,368	9,437	9,478	9,496	9,549	9,594	9,774	9,818	9,864	9,938
Minnesota	4,432	4,480	4,517	4,567	4,609	4,658	4,686	4,725	4,776	4,920
Mississippi	2,592	2,614	2,643	2,669	2,697	2,716	2,731	2,752	2,769	2,845
Missouri	5,158	5,193	5,234	5,278	5,324	5,359	5,402	5,439	5,468	5,595
Montana	808	824	839	856	870	879	879	880	883	902
Nebraska	1,593	1,606	1,607	1,623	1,637	1,652	1,657	1,663	1,666	1,711
Nevada	1,284	1,327	1,389	1,457	1,531	1,603	1,677	1,747	1,809	1,998
New Hampshire	1,105	1,111	1,125	1,137	1,148	1,162	1,173	1,185	1,201	1,236
New Jersey	7,760	7,789	7,879	7,903	7,946	7,988	8,053	8,115	8,143	8,414
New Mexico	1,548	1,581	1,616	1,653	1,685	1,713	1,730	1,737	1,740	1,819
New York	18,058	18,119	18,197	18,169	18,136	18,185	18,137	18,176	18,197	18,976
North Carolina	6,737	6,843	6,945	7,070	7,195	7,323	7,425	7,547	7,651	8,049
North Dakota	635	636	635	638	641	645	641	639	634	642
Ohio	10,939	11,016	11,091	11,102	11,151	11,173	11,186	11,209	11,257	11,353
Oklahoma	3,175	3,212	3,231	3,258	3,278	3,301	3,317	3,347	3,358	3,451
Oregon	2,922	2,977	3,032	3,086	3,141	3,204	3,243	3,282	3,316	3,421
Pennsylvania	11,961	12,009	12,048	12,053	12,072	12,056	12,020	12,002	11,994	12,281
Puerto Rico	3,522	3,522	3,622	3,686	3,719	3,733	3,806	3,857	3,890	3,809
Rhode Island	1,004	1,005	1,000	997	990	990	987	989	991	1,048
South Carolina	3,560	3,603	3,643	3,664	3,673	3,699	3,760	3,836	3,886	4,012
South Dakota	703	711	715	721	729	732	738	738	733	755
Tennessee	4,953	5,024	5,099	5,175	5,256	5,320	5,368	5,430	5,484	5,689
Texas	17,349	17,656	18,031	18,378	18,724	19,128	19,439	19,759	20,044	20,852
Utah	1,770	1,813	1,860	1,908	1,952	2,000	2,059	2,099	2,130	2,233
Vermont	567	570	576	581	585	589	589	591	593	609
Virginia	6,286	6,377	6,491	6,552	6,619	6,675	6,734	6,792	6,873	7,079
Washington	5,018	5,136	5,255	5,343	5,431	5,533	5,610	5,689	5,756	5,894
West Virginia	1,801	1,812	1,820	1,822	1,828	1,826	1,816	1,811	1,807	1,808
Wisconsin	4,955	5,007	5,038	5,081	5,123	5,160	5,170	5,223	5,250	5,364
Wyoming	460	466	470	476	480	481	480	481	480	494
TOTAL	255,703	258,553	257,904	264,026	266,477	269,018	271,442	274,156	276,578	285,231

Source: U.S. Bureau of the Census, 2001.

State Court Organization 1998

The Bureau of Justice Statistics and the National Center for State Courts announce *State Court Organization, 1998*. Copies are available from the National Criminal Justice Reference Service and also on the Internet at <http://www.ojp.usdoj.gov/bjs/abstract/sco98.htm>. The newest edition covers most of the topics included in the 1993 edition and several new topics as well. Notable additions are tables on court automation, specialized courts, the administrative authority of presiding trial court judges, and the processing of domestic violence cases. A table of contents appears below:

1. **Courts and Judges**
 - 1 Appellate Courts in the United States
 - 2 Number of Appellate Court Justices
 - 3 Trial Courts and Trial Court Judges of the United States
 - 27 Special Calendars in Appellate Courts
 - 28 Limitations on Oral Argument in Appellate Courts
 - 29 Type of Court Hearing Administrative Agency Appeals
2. **Judicial Selection and Service**
 - 4 Selection of Appellate Court Judges
 - 5 Terms of Appellate Court Judges
 - 6 Qualifications to Serve as an Appellate Court Judge
 - 7 Selection and Terms of Trial Court Judges
 - 8 Qualifications to Serve as a Trial Court Judge
 - 9 Judicial Nominating Commissions
 - 10 Provisions for Mandatory Judicial Education
 - 11 Judicial Performance Evaluation
 - 12 Judicial Discipline: Investigating and Adjudicating Bodies
3. **The Judicial Branch: Governance, Funding, and Administration**
 - 13 Governance of the Judicial Branch
 - 14 The Rule Making Authority of Courts of Last Resort by Specific Areas
 - 15 Judicial Councils and Conferences: Composition and Function
 - 16 Judicial Compensation Commissions
 - 17 Preparation and Submission of the Judicial Branch Budget
 - 18 Sources of Trial Court Funding and Staffing by Selected Expenditure Items
 - 19 Appellate Court Responsibilities and Staffing by Function
 - 20 Administrative Office of the Courts: Trial Court Responsibilities and Staffing by Function
 - 21 Court Automation
4. **Appellate Courts: Jurisdiction, Staffing, and Procedures**
 - 22 Mandatory and Discretionary Jurisdiction of Appellate Courts
 - 23 Structure of Panels Reviewing Discretionary Petitions
 - 24 Clerks of Appellate Courts: Numbers and Method of Selection
 - 25 Provisions of Law Clerks to Appellate Court Judges
 - 26 Expediting Procedures in Appellate Courts
5. **Trial Courts: Administration, Procedures, Specialized Jurisdiction**
 - 30 Authority of Administrative Judges
 - 31 Trial Court Clerks
 - 32 Trial Court Administrators
 - 33 Specialized Court Jurisdiction: Drug Courts
 - 34 Specialized Court Jurisdiction: Family Courts
 - 35 Provisions for Processing Domestic Violence Cases
 - 36 Tribal Courts
 - 37 Media Coverage of Trial and Appellate Courts
 - 38 The Defense of Insanity: Standards and Procedures
6. **The Jury**
 - 39 Trial Juries: Qualifications and Source Lists for Juror Service
 - 40 Trial Juries: Exemptions, Excusals, and Fees
 - 41 Trial Juries: Who Conducts Voir Dire and the Allocation of Peremptory Challenges
 - 42 Trial Juries: Size and Verdict Rules
 - 43 Grand Juries: Composition and Functions
7. **The Sentencing Context**
 - 44 Sentencing Statutes: Key Definitions and Provisions for Sentence Enhancement
 - 45 Jurisdiction for Adjudication and Sentencing of Felony Cases
 - 46 Sentencing Procedures in Capital and Non-Capital Felony Cases
 - 47 The Availability of Intermediate Sanctions
 - 48 Active Sentencing Commissions/Sentencing Guideline Systems
 - 49 Collateral Consequences of a Felony Conviction
 - 50 Good Time Accumulation and Parole
8. **Court Structure Charts**

State Court Organization, 1998, the fourth in a series initiated in 1980, is a joint effort by the Bureau of Justice Statistics, the Conference of State Court Administrators, and the National Center for State Courts.

THE NATIONAL
CENTER
FOR STATE
COURTS



MAIN OFFICE

300 Newport Avenue (23185)
P.O. Box 8798
Williamsburg, VA 23187-8798
Phone: 757-253-2000
Fax: 757-220-0449
TTY: 757-259-1846

DENVER OFFICE

1331 Seventeenth Street, Suite 402
Denver, CO 80202-1554
Phone: 303-293-3063
Fax: 303-296-9007

WASHINGTON AREA OFFICE

2425 Wilson Boulevard, Suite 350
Arlington, VA 22201
Phone: 703-841-0200
Fax: 703-841-0206

The National Center for State Courts is an independent, nonprofit, tax-exempt organization in accordance with Section 501(c)(3) of the Internal Revenue code. To find out about supporting the work and mission of The National Center, contact The National Center's Development Office at 1-800-616-6110, or development@ncsc.dni.us.