


NCSC
KF
180
C74
1978
C.3

State court caseload statistics:

Annual Report 1978



CONFERENCE OF STATE COURT ADMINISTRATORS • ALABAMA • ALASKA • ARIZONA • AR
CALIFORNIA • COLORADO • CONNECTICUT • DELAWARE • DISTRICT OF COLUMBIA •
GEORGIA • HAWAII • IDAHO • ILLINOIS • INDIANA • IOWA • KANSAS • KENTUCKY • LO
MAINE • MARYLAND • MASSACHUSETTS • MICHIGAN • MINNESOTA • MISSISSIPPI • M
MONTANA • NEBRASKA • NEVADA • NEW HAMPSHIRE • NEW JERSEY • NEW MEXICO • NE
NORTH CAROLINA • NORTH DAKOTA • OHIO • OKLAHOMA • OREGON • PENNSYLVANIA •
ISLAND • SOUTH CAROLINA • SOUTH DAKOTA • TENNESSEE • TEXAS • UTAH • V
VIRGINIA • WASHINGTON • WEST VIRGINIA • WISCONSIN • WYOMING • ALABAMA • ALA
ARKANSAS • CALIFORNIA • COLORADO • CONNECTICUT • DELAWARE • DISTRICT OF C
FLORIDA • GEORGIA • HAWAII • IDAHO • ILLINOIS • INDIANA • IOWA • KANSAS • KEN
LOUISIANA • MAINE • MARYLAND • MASSACHUSETTS • MICHIGAN • MINNESOTA • MIS
MISSOURI • MONTANA • NEBRASKA • NEVADA • NEW HAMPSHIRE • NEW JERSEY • NEW
NEW YORK • NORTH CAROLINA • NORTH DAKOTA • OHIO • OKLAHOMA • OREGON • PE
PUERTORICO • RHODE ISLAND • SOUTH CAROLINA • SOUTH DAKOTA • TENNESSEE • TEXAS
UTAH • VIRGINIA • WASHINGTON • WEST VIRGINIA • WISCONSIN • WYOMING • ALABAMA

NATIONAL CENTER
FOR STATE COURTS

National Courts Statistics project
July, 1983

Library
National Center for State Courts
300 Newport Ave.
Williamsburg, VA 23185

I M P O R T A N T

We have provided an evaluation sheet at the end of this publication. It will assist us in improving future reports if you complete and return it at your convenience.

This project was supported by Federal Grant No. 82BJ-CX-K014 awarded to the National Center for State Courts, Williamsburg, Virginia, by the Bureau of Justice Statistics (BJS), U.S. Department of Justice, under the Omnibus Crime Control and Safe Streets Act of 1968, as amended. The National Court Statistics Project is directed by Victor E. Flango for the National Center for State Courts and monitored by Carla K. Gaskins for BJS. Points of view or opinions stated in this document are those of the author and do not necessarily represent the official position or policies of the U.S. Department of Justice.

Copyright © 1983 by National Center for State Courts
Printed in United States of America

National Center Publication No. R-0080

This State Court Caseload Statistics Annual Report, 1978 is the fourth in a series of documents containing statistical caseload data compiled from the annual reports of each state court system and from other available data. It is the result of the cooperative effort of the National Center for State Courts and the Conference of State Court Administrators (COSCA) to develop within the National Center a national database of state court caseload statistics.

The National Court Statistics Project (NCSP) continues to expand the scope of its activities and capabilities, shifting its focus from data collection and publication to the analysis of these data for the benefit of the courts community. This yearly Annual Report, however, will continue to be the principal project publication. From year to year the data contained in it demonstrate the gradual improvement and increasing quality of court data.

The Conference of State Court Administrators (COSCA) continues to give its support to the National Court Statistics Project in its efforts to establish within the National Center for State Courts (NCSC) the capability of gathering, analyzing, and disseminating statistical information on each state court system in the nation. The project has been made a cooperative effort between COSCA and the NCSC by giving policy control and direction over the project to a committee of state court administrators selected from COSCA.

This fourth edition of the Annual Report includes some improvements and additions over data and tables contained in the previous editions of the report. In making these improvements, we continue to be guided by the users of this information. Many questions have been asked of staff concerning the production of opinions in appellate courts. In response to these inquiries, a table outlining the number of opinions written in appellate courts, identified by case type, is included with the other appellate court summary tables in Part I. Modifications have also been made to the way in which the trial data from general and limited jurisdiction courts are presented. It is our belief that these additions and modifications will

The National Center has been assisted in the production of the Annual Report by state and local-level court personnel from across the country who provide the raw data for it. The leadership of COSCA and especially the COSCA-CSIS Committee, chaired successively by Bert Montague, Larry Polansky, and now by Walter Kane, have been responsible for providing guidance to project staff, helping to find ways to present these data in a way that is both comprehensive and comprehensible.



Edward B. McConnell
Executive Director
National Center for State Courts

help the users of this report to find the information they need in a form that is useful to them.

As always, we must caution the reader of this report to pay close attention to all the indications of the completeness and comparability of data, and to read the introduction to the report where the methodology used to construct the report and the limitations on its use are set out. An inspection of the three currently available editions of the report should demonstrate to the reader that the quality and quantity of court-related data continue to improve.



Walter J. Kane, Chairman
COSCA-NCSP Committee
Conference of State Court
Administrators

Conference of State Court Administrators National Court Statistics Project Committee

Walter J. Kane, Chairman (1982 to present)
State Court Administrator, Rhode Island

Larry P. Polansky, Chairman (1981 to 1982)
Executive Officer of the District
of Columbia Courts

Alexander F. Barbieri (1977 to 1982)
State Court Administrator, Pennsylvania

Elizabeth D. Belshaw (1977 to 1979 and
1981 to present)
State Court Administrator, Oregon

William G. Bohn (1982 to present)
State Court Administrator, North Dakota

Hugh M. Collins (1982 to present)
Deputy Judicial Administrator, Louisiana

Sue K. Dosal (1982 to present)
State Court Administrator, Minnesota

Roy O. Gulley (1978 to present)
Director, Administrative Office of the Courts,
Illinois

L. M. Jacobs IV (1982 to present)
Executive Court Administrator, Detroit, Michigan

J. Denis Moran (1983)
Director of State Courts, Wisconsin

Richard J. Richardson (1982 to present)
University of North Carolina

Jan H. Schultz (1982)
Manager of Agency Information Systems, Alabama

Francis J. Taillefer (1982 to present)
Director of Information Services, North Carolina

James D. Thomas (1979 to 1982)
State Court Administrator, Colorado

National Center for State Courts Board of Directors

Chief Judge Lawrence H. Cook, President
Court of Appeals of New York

Chief Justice Ralph J. Erickstad, President-elect
Supreme Court of North Dakota

Lester Earl Cingcade, Vice-President
Administrative Director of the Courts, Hawaii

Chief Justice B. Don Barnes
Supreme Court of Oklahoma

Judge Dorothy T. Beasley
State Court of Fulton County, Georgia

Judge George C. Berry
Probate Court, Missouri

Presiding Judge Robert C. Broomfield
Superior Court of Maricopa County, Arizona

Judge Mercedes F. Deiz
Circuit Court of Oregon

Haliburton Fales, 2d
White and Case, New York

Chief Justice William H. D. Fones
Supreme Court of Tennessee

Linwood Holton
Vice-President and General Counsel
American Council of Life Insurance, D.C.

Judge Wilfred W. Nuernberger
Separate Juvenile Court of Lancaster County,
Nebraska

Presiding Justice John T. Racanelli
Court of Appeal, California

Chief Justice Howard C. Ryan
Supreme Court of Illinois

Judge Kaliste J. Saloom, Jr.
City Court of Lafayette, Louisiana

Presiding Judge Leo M. Spellacy
Court of Common Pleas of Cuyahoga County,
Ohio

Charles H. Starrett, Jr.
Court Administrator, Court of Common
Pleas of Allegheny County, Pennsylvania

James D. Thomas
State Court Administrator, Colorado

Executive Director: Edward B. McConnell

National Courts Statistics Project Staff

Victor E. Flango, Project Director
Mary Louise Clifford, Staff Associate
Mary E. Elsner, Staff Associate
Robert T. Roper, Staff Associate
J. Michael Gray, Legal Research Assistant
Terry N. Grimes, Legal Research Assistant
James C. Holahan, Legal Research Assistant
Brenda W. Jones, Project Secretary

Brenda N. Snyder, Word Processing Supervisor
Patricia H. Maddox, Word Processing Secretary
Lynn C. Adams, Word Processing Secretary
Judith A. Brown, Word Processing Secretary

Acknowledgments

The preparation of State Court Caseload Statistics: Annual Report, 1978 has been supervised and greatly assisted by the Court Statistics and Information Systems (CSIS) Committee appointed from the membership of the Conference of State Court Administrators (COSCA). The CSIS Committee members have given generously of their time, talent, and experience, and their participation has been invaluable to the project staff. The positive control exerted by COSCA through this committee, using a review and approval process, has greatly enhanced the quality of this report.

The COSCA CSIS Committee members, however, are not the only COSCA members whose assistance has been vital to the production of this document. The administrators and their staff in all the 50 states, the District of Columbia, Guam, and Puerto Rico have provided the National Court Statistics Project with whatever research materials they had available, both published and unpublished, and they have been consistently patient and helpful in an-

swering written and telephoned inquiries for more data or for explanations of the data provided. Their continuing support of the development of a national data base of state court statistics within the National Center for State Courts is the crucial element in determining the quality of the statistics that are being gathered.

The members of the National Conference of Appellate Court Clerks are another indispensable source of much-needed data. The clerks volunteered to provide and verify appellate court data that in many states are unavailable from any other source. Their assistance has been invaluable in increasing both the quantity and the quality of appellate court data available to the project.

The National Court Statistics Project staff would like to recognize and thank all these many individuals who have contributed to this fourth in the series of annual reports on state court caseload statistics.

Highlights

Production of the Annual Report series is an evolutionary process with the long-term goal of improvement of the statistical series being foremost for the National Court Statistics Project. This process is discussed on pages 8 and 9, and the dynamics for improvement and interrelationships of project documents are discussed on page 9.

Data availability has improved greatly from the first half of this century, when the first national compilation of caseload data was attempted. This improvement in the quantity of available data has continued with significantly more data being reported for 1977 and 1978 than for 1975 or 1976. Some gross volume data are displayed in this report for all appellate courts, for most of the trial courts of general jurisdiction, and for many of the trial courts of limited or special jurisdiction. However, the validity and reliability of much of the data reported has not been ascertained.

Substantial effort by the National Court Statistics Project (NCSP) staff and the Conference of State Court Administrators NCSP Committee was required to develop a methodology for displaying nationwide state court caseload for the first annual report, published in 1979 to cover the 1975 court year. During preliminary attempts to aggregate available statistics into specific groupings, it became obvious that any realistic compilation must have a structure derived from, not superimposed upon, the data reported by the states. The second annual report, published in 1980, reflected that orientation and emphasis, with augmentations made to improve the presentation of the data and to accommodate the addition of limited jurisdiction data. In the third edition of the Annual Report series, the summary tables were extensively revised to reflect recommendations made by members of the Methodological Review Panel. The summary statistics as presented in this fourth annual report reflect the existing situation in state court statistics and are presented in a format designed to increase their usefulness.

For the reader of this document, cautionary notes necessarily abound. Because of many state-to-state variations in the kinds of data reported, the summary tables in this annual report do not permit extensive, valid, direct comparisons of caseload among states without careful examination of all the factors involved in assuring that the data are comparable. Variations in data availability, court organization, subject matter jurisdiction, definitions of case types and units of count, reporting periods, and the degrees of completeness and accuracy of data all combine to make cross-jurisdictional comparisons extremely complex. These variations are discussed in general terms in the introduction to the report on pages 3 through 6. The limitations on analysis section (pages 7 and 8) provides an indication of the kinds of analysis that can and cannot be made with the data in this report.

Comparisons among the 1978 data contained in this report and the 1975, 1976, and 1977 data contained in the first three reports in this series should be made only after careful examination of the factors mentioned above to ascertain that these factors have not changed for the courts of interest.

The report is divided into two parts, each with its own purpose. The summary statistical tables in Part I were constructed from the individual

court profiles for all the states found in Part II. Depending on the interest of the user, he can proceed from the general to the specific or vice versa. Users of the report may locate a summary table of interest in Part I, for example, one containing caseload inventory data for domestic relations cases. An examination of the data contained in the table may stimulate questions that are answered in part by reference to either the court organization charts or individual court profiles contained in Part II. Another approach is to first examine a court profile in Part II of the document, and then turn to the appropriate summary tables in Part I to compare caseload volume of other courts with similar jurisdiction to that of the court of interest.

This two-part structure for the document required its preparation to proceed in stages. First an overview court organization chart and an individual statistical profile was prepared for each state's appellate and trial courts. The resulting documentation makes up Part II of this report. Data were then compiled into nationwide inventory statistics (beginning pending, filed, disposed, and end pending). The inventory statistics were separated where possible into broad case category classifications, chosen to reflect the kinds of data being reported by the states.

Several general observations can be made about the 1978 state court caseload data. First, in addition to the increase in data available, the number of cases filed in the courts has also increased from 1977 to 1978. The caseload estimates indicate that the number of cases filed per judge has increased. Most trial courts also reported increases in the number of filings from 1977 to 1978. Second, the courts have managed to handle this increase in filings fairly well with most courts disposing between 90 and 100 percent of the number of cases filed. A few courts disposed more cases than were filed. The disposition rates of less than 100 percent, however, mean that most courts are adding to their pending caseload. For courts reporting pending caseload, most had increases of less than 20 percent. Finally, for courts reporting pending and filed data, the number of cases pending at the end of the year as a percent of the number of cases filed was less than 60 percent for most courts of last resort, less than 90 percent for most intermediate appellate courts and for civil caseflow in most trial courts, less than 50 percent for criminal caseflow in most trial courts, and less than 50 percent for juvenile caseflow in most trial courts.

The composition of the caseload of the courts is also of interest. In the appellate courts, the data available indicate that approximately 55 percent of the appeals filed in 1978 were civil appeals. For the trial courts in 1978 the caseload estimates indicate that of the 85.7 million cases filed, approximately 13 million were civil cases, 13.7 million were criminal cases, 57.5 million were traffic cases, and 1.5 million were juvenile cases.

The court organization charts and statistical profiles in Part II are helpful references because they indicate not only the organization and subject matter jurisdiction of the courts in each state, but also the differences in reporting periods, units of count, and variations in case categories and classifications. They show at a glance how much data were available for comparison purposes.

Contents

	Page
Foreword	iii
Acknowledgments	v
Highlights	vi
List of figures	vii
List of tables	vii
List of state court statistical profiles	x

Introduction

National Court Statistics Project	3
Methodology employed	3
Data sources	3
Scope of the report	3
Case Category classifications	3
Format used	4
Profiles	4
Summary tables	4
Footnotes	4
Verification of data	4
Limitations on use of data displayed	4
Variations in court organization	5
Variations in subject matter jurisdiction	5
Variations in definitions	6
Variations in completeness and accuracy of data	6
Variations in reporting periods	8
Limitations on analysis	8
Continuing development of the series	9
Dynamics of improvement	10

Part I: 1978 State court caseload summary statistics

Introduction	13
Measures of analysis used on summary tables	13
Disposed as a percent of filed	13
End pending as a percent of filed	13
Number change in pending caseload	13
Percent change in pending caseload	13
Filed per unit of population	13
Disposed and end pending per unit of population	13
Filed and disposed per judge	13
Appellate court summary statistics	14
Trial court summary statistics	37

Part II: State court statistical profiles

Explanation of contents of each profile	124
Prototype of state court system chart	125
Prototype of court of last resort or intermediate appellate court chart	126
Prototype of court of general jurisdiction or court of limited jurisdiction chart	128
State court profiles: Alabama through Wyoming	132

Appendices

Appendix A: Technical discussion of estimation procedure	447
Appendix B: Sources of 1978 state court caseload statistics	452

List of figures

Figure A: Civil case definition, for state courts not using the filing of a petition or complaint	Page 6
Figure B: Criminal case unit of count, used by trial courts, by state	7
Figure C: Reporting periods for state courts, not using the calendar year, 1978	9

List of tables

Table 1: Reported and estimated national caseload for courts of last resort, intermediate appellate all courts, and appellate courts, 1978. Estimated cases per judge and per 100,000 population	16
Table 2: Reported appellate court caseload for courts of last resort, intermediate appellate courts, and all appellate courts, 1978. Number and percent change in pending. Number of courts of last resort and intermediate appellate courts. Number of judges in each appellate court. State population. Reported national totals with number of states reporting and percent of population represented.	18
Table 3: Detailed category caseload for courts of last resort, 1978. Appeals, original proceedings, requests to appeal, sentence review only, and total cases. Reported national totals with number of states reporting and percent of population represented	20

	Page
Table 4: Detailed category caseload for intermediate appellate courts, 1978. Appeals, original proceedings, requests to appeal, and total cases. Reported national totals with number of states reporting and percent of population represented.	22
Table 5: Caseload for courts of last resort in states with intermediate appellate courts, 1978. State population. Disposed and end pending as a percent of filed. Number and percent change in pending. Filed and disposed per judge. Filed, disposed, and end pending per 100,000 population	23
Table 6: Caseload for courts of last resort in states without intermediate appellate courts, 1978. State population. Disposed and end pending as a percent of filed. Number and percent change in pending. Filed and disposed per judge. Filed, disposed, and end pending per 100,000 population	24
Table 7: Caseload for intermediate appellate courts, 1978. State population. Disposed and end pending as a percent of filed. Number and percent change in pending. Filed and disposed per judge. Filed, disposed, and end pending per 100,000 population	25
Table 8: Caseload for appeals and requests to appeal (civil and criminal) and total cases for courts of last resort, 1978	26
Table 9: Caseload for appeals and requests to appeal (civil and criminal) and total cases for intermediate appellate courts, 1978	28
Table 10: Opinions reported by appellate courts, 1978. Courts reporting dispositions by opinion. Number and percent of cases disposed by opinion, by case type. Total cases disposed by opinion, total cases disposed, and number of justices/judges	30
Table 11: Time interval (days) data for courts of last resort and intermediate appellate courts, 1978. Courts grouped by beginning event point. Beginning event to briefs filed, to argument or submission, and to decision announced. Argument or submission to decision announced. Type of cases included and statistic type (mean or median)	34
Table 12: Filed cases for appellate courts, 1969-1978. Appellate courts reporting five or more years of cases filed data.	35
Table 13: Number and percent change in filed cases year to year and for 10-year period for appellate courts, 1969-1978. Appellate courts reporting five or more years of cases filed data.	36
Table 14: Reported national caseload (civil, criminal, traffic, juvenile, and total) in general jurisdiction, limited jurisdiction, and all trial courts, 1978. Estimated civil, criminal, juvenile, traffic, and total cases filed and disposed in all trial courts	38
Table 15: Reported general jurisdiction caseload, 1978. Civil, criminal, traffic, juvenile, and total cases, with state population and number of judges	40
Table 16: Reported limited jurisdiction caseload, 1978. Civil, criminal, traffic, juvenile, and total cases, with state population and number of judges	44
Table 17: Total caseload for general jurisdiction, limited jurisdiction, and all trial courts, 1978. State population. Disposed and end pending as a percent of filed. Number and percent change in pending	52
Table 18: Civil caseload for general jurisdiction, limited jurisdiction, and all trial courts, 1978. State population. Disposed and end pending as a percent of filed. Number and percent change in pending	56
Table 19: Composition of civil case filings in general jurisdiction courts, 1978. State and court. Civil case categories	60
Table 20: Composition of civil case dispositions in general jurisdiction courts, 1978. State and court. Civil case categories	62
Table 21: Tort caseload for trial courts, 1978. State population. Courts reporting tort (auto tort, professional tort, product liability tort, and other tort) caseload. Disposed and end pending as a percent of filed. Number and percent change in pending. Filed per 100,000 population	64
Table 22: Contract caseload for trial courts, 1978. State population. Courts reporting contract caseload. Disposed and end pending as a percent of filed. Number and percent change in pending. Filed per 100,000 population	65
Table 23: Small claims caseload for trial courts, 1978. State population. Courts reporting small claims caseload. Disposed and end pending as a percent of filed. Number and percent change in pending. Filed per 100,000 population	66

	Page
Table 24: Real property rights caseload for trial courts, 1978. State population. Courts reporting real property rights caseload. Disposed and end pending as a percent of filed. Number and percent change in pending. Filed per 100,000 population	67
Table 25: Domestic relations caseload for trial courts, 1978. State population. Courts reporting domestic relations caseload. Disposed and end pending as a percent of filed. Number and percent change in pending. Filed per 100,000 population	68
Table 26: Estate caseload for trial courts, 1978. State population. Courts reporting estate caseload. Disposed and end pending as a percent of filed. Number and percent change in pending. Filed per 100,000 population . . .	70
Table 27: Mental health caseload for trial courts, 1978. State population. Courts reporting mental health caseload. Disposed and end pending as a percent of filed. Number and percent change in pending. Filed per 100,000 population . .	71
Table 28: Civil appeals caseload for trial courts, 1978. State population. Courts reporting civil appeals caseload. Disposed and end pending as a percent of filed. Number and percent change in pending. Filed per 100,000 population . . .	72
Table 29: Civil jury and non-jury trial dispositions by case type, 1978. State and court. Civil case types. Jury trial definition. Dispositions per case type, number of trials, trials as a percent of dispositions, number of jury trials, jury trials as a percent of dispositions and of trials	73
Table 30: Criminal caseload in general jurisdiction, limited jurisdiction, and all trial courts, 1978. State adult population within unit of count groupings. Disposed and end pending as a percent of filed. Number and percent change in pending	78
Table 31: Composition of criminal case filings in general jurisdiction courts, 1978. State and court. Criminal case categories	81
Table 32: Composition of criminal case dispositions in general jurisdiction courts, 1978. State and court. Criminal case categories	83
Table 33: Felony caseload for general jurisdiction courts, 1978. State adult population within unit of count groupings. Courts reporting felony caseload. Disposed and end pending as a percent of filed. Number and percent change in pending. Filed per 100,000 adult population	85
Table 34: Misdemeanor caseload for trial courts, 1978. State adult population within unit of count groupings. Courts reporting misdemeanor caseload. Disposed and end pending as a percent of filed. Number and percent change in pending. Filed per 100,000 adult population	86
Table 35: Combined felony and misdemeanor caseload, 1978. State adult population within unit of count groupings. Courts reporting felony, misdemeanor, or felony/misdemeanor caseload. Disposed and end pending as a percent of filed. Number and percent change in pending. Filed per 100,000 adult population	89
Table 36: Ordinance violation caseload for trial courts, 1978. State population within unit of count groupings. Courts reporting ordinance violations caseload. Disposed and end pending as a percent of filed. Number and percent change in pending. Filed per 100,000 adult population	92
Table 37: Preliminary hearing caseload for trial courts, 1978. State adult population within unit of count groupings. Courts reporting felony preliminary caseload. Disposed and end pending as a percent of filed. Number and percent change in pending. Filed per 100,000 adult population	93
Table 38: Criminal appeals caseload for trial courts, 1978. State adult population within unit of count groupings. Courts reporting criminal appeals caseload. Disposed and end pending as a percent of filed. Number and percent change in pending. Filed per 100,000 adult population	94
Table 39: Criminal disposition types for trial courts, 1978. State adult population within unit of count groupings. Courts reporting criminal disposition types. Pleas, total convictions, trial convictions, acquitted, nolle prosequi, and dismissed. Each disposition type as a percent of criminal dispositions . . .	96
Table 40: Criminal jury and non-jury trial dispositions by case type, 1978. State and court. Criminal case types. Jury trial definition. Dispositions per case type, number of trials, trials as a percent of dispositions, number of jury trials, jury trials as a percent of dispositions and of trials	98
Table 41: Traffic caseload in general jurisdiction, limited jurisdiction, and all trial courts, 1978. State population. Disposed and end pending as a percent of filed. Number and percent change in pending	102

	Page
Table 42: DWI/DUI caseload for trial courts, 1978. State population. Courts reporting DWI/DUI caseload. Disposed and end pending as a percent of filed. Number and percent change in pending. Filed per 100,000 population . . .	104
Table 43: Other traffic violations caseload for trial courts, 1978. State population. Courts reporting other traffic violations caseload. Disposed and end pending as a percent of filed. Number and percent change in pending. Filed per 100,000 population	105
Table 44: Traffic disposition types for trial courts, 1978. State population. Courts reporting traffic disposition type data. Pleas, violations bureau, bail or bond forfeitures, total convictions, trial convictions, acquitted, nolle prosequi, and dismissed. Each disposition type as a percent of traffic dispositions	107
Table 45: Traffic jury and non-jury trial dispositions, 1978. State and court. Jury trial definition. Number of dispositions and trials. Trials as a percent of dispositions. Numbers of jury trials, jury trials as a percent of dispositions and trials	109
Table 46: Juvenile caseload for general jurisdiction, limited jurisdiction, and all trial courts, 1978. State juvenile population. Disposed and end pending as a percent of filed. Number and percent change in pending	112
Table 47: Criminal-type offense caseload for trial courts, 1978. State juvenile population. Courts reporting criminal-type caseload. Disposed and end pending as a percent of filed. Number and percent change in pending. Filed per 100,000 juvenile population	114
Table 48: Status offense caseload for trial courts, 1978. State juvenile population. Courts reporting status offenses caseload. Disposed and end pending as a percent of filed. Number and percent change in pending. Filed per 100,000 juvenile population	115
Table 49: Non-offense caseload for trial courts, 1978. State juvenile population. Courts reporting non-offense caseload. Disposed and end pending as a percent of filed. Number and percent change in pending. Filed per 100,000 juvenile population	116
Table 50: Filed cases (total, civil, criminal, and juvenile cases) for trial courts, 1968-1978. Trial courts reporting five or more years of cases filed data	117
Table 51: Number and percent change in filed cases (total, civil, criminal, and juvenile cases) year to year and for 10-year period for trial courts, 1969-1978. Trial courts reporting five or more years of cases filed data	120

State Court Statistical Profiles

	Page		
Prototype		Alaska Superior Court--court of general jurisdiction.	140
State Court System, 1978	125	Alaska District Court--court of limited jurisdiction.	142
Court of last resort or intermediate appellate court	126	Alaska Magistrates Court--court of limited jurisdiction.	143
Court of general, limited, or special jurisdiction.	128		
		Arizona	
Alabama		Arizona Court System, 1978	144
Alabama Court System, 1978	132	Arizona Supreme Court--court of last resort.	145
Alabama Supreme Court--court of last resort.	133	Arizona Court of Appeals--intermediate appellate court	146
Alabama Court of Civil Appeals--intermediate appellate court	134	Arizona Superior Court--court of general jurisdiction.	146
Alabama Court of Criminal Appeals--intermediate appellate court.	135	Arizona Justices of the Peace--court of limited jurisdiction.	147
Alabama Circuit Court--court of general jurisdiction.	136	Arizona Municipal Court--court of limited jurisdiction.	148
Alabama District Court--court of limited jurisdiction.	137		
Alabama Probate Court--court of limited jurisdiction.	137	Arkansas	
Alabama Municipal Court--court of limited jurisdiction.	137	Arkansas Court System, 1978.	150
		Arkansas Supreme Court--court of last resort	151
Alaska		Arkansas Circuit Court--court of general jurisdiction.	152
Alaska Court System, 1978.	138	Arkansas Chancery and Probate Court --court of general jurisdiction	153
Alaska Supreme Court--court of last resort	139		

	Page		Page
Arkansas Court of Common Pleas--court of limited jurisdiction.	153	District of Columbia	
Arkansas County Court--court of limited jurisdiction.	154	District of Columbia Court System, 1978. . .	181
Arkansas Municipal Court--court of limited jurisdiction.	154	District of Columbia Court of Appeals--court of last resort.	182
Arkansas City Court, Police Court, and Justice of the Peace Court--courts of limited jurisdiction.	155	District of Columbia Superior Court--court of general jurisdiction.	183
California		Florida	
California Court System, 1978.	156	Florida Court System, 1978	186
California Supreme Court--court of last resort	157	Florida Supreme Court--court of last resort.	187
California Courts of Appeal--intermediate appellate court	158	Florida District Courts of Appeal--intermediate appellate court.	188
California Superior Court--court of general jurisdiction.	159	Florida Circuit Court--court of general jurisdiction.	189
California Justice Court--court of limited jurisdiction.	160	Florida County Court--court of limited jurisdiction.	190
California Municipal Court--court of limited jurisdiction.	162	Georgia	
Colorado		Georgia Court System, 1978	191
Colorado Court System, 1978.	163	Georgia Supreme Court--court of last resort.	192
Colorado Supreme Court--court of last resort	164	Georgia Court of Appeals--intermediate appellate court	192
Colorado Court of Appeals--intermediate appellate court	165	Georgia Superior Court--court of general jurisdiction.	193
Colorado District Court, Denver Superior Court, Denver Juvenile Court, and Denver Probate Court--court of general jurisdiction.	165	Georgia State Court and County Court--courts of limited jurisdiction.	194
Colorado Water Court--court of general jurisdiction.	167	Georgia Probate Court--court of limited jurisdiction.	195
Colorado County Court--court of limited jurisdiction.	168	Georgia Juvenile Court--court of limited jurisdiction.	196
Colorado Municipal Court--court of limited jurisdiction.	168	Georgia Municipal Court--court of limited jurisdiction.	196
Connecticut		Georgia Civil Court--court of limited jurisdiction.	196
Connecticut Court System, 1978	169	Georgia Small Claims Court--court of limited jurisdiction.	196
Connecticut Supreme Court--court of last resort.	170	Georgia Magistrate's Court--court of limited jurisdiction.	196
Connecticut Superior Court--court of general jurisdiction.	171	Georgia Justice of the Peace Court--court of limited jurisdiction	196
Connecticut Court of Common Pleas--court of limited jurisdiction.	172	Georgia Recorder's Court, Mayor's Court, Municipal Court, City Council Court, Police Court, and Criminal Court--courts of limited jurisdiction	196
Connecticut Probate Court--court of limited jurisdiction.	173	Guam	
Connecticut Juvenile Court--court of limited jurisdiction.	173	Guam Court System, 1978	197
Delaware		Superior Court--Court of general jurisdiction.	198
Delaware Court System, 1978.	174	Hawaii	
Delaware Supreme Court--court of last resort	175	Hawaii Court System, 1978.	199
Delaware Court of Chancery--court of general jurisdiction.	175	Hawaii Supreme Court--court of last resort	200
Delaware Superior Court--court of general jurisdiction.	176	Hawaii Circuit Court--court of general jurisdiction.	201
Delaware Court of Common Pleas--court of limited jurisdiction.	177	Hawaii Land Court--court of general jurisdiction.	203
Delaware Family Court--court of limited jurisdiction.	178	Hawaii Tax Appeal Court--court of general jurisdiction.	203
Municipal Court of Wilmington, Delaware--court of limited jurisdiction	179	Hawaii District Court--court of limited jurisdiction.	204
Delaware Justice of the Peace Court--court of limited jurisdiction	179	Idaho	
Delaware Alderman's Court--court of limited jurisdiction.	180	Idaho Court System, 1978	205
		Idaho Supreme Court--court of last resort.	206
		Idaho District Court--court of general jurisdiction.	207
		Idaho Magistrates Division of District Court--court of general jurisdiction.	209

	Page		Page
Illinois		Louisiana City Court, Parish Court, Municipal Court and Traffic Court of New Orleans--courts of limited jurisdiction.	245
Illinois Court System, 1978.	211	Louisiana Justice of the Peace Court--court of limited jurisdiction.	245
Illinois Supreme Court--court of last resort	212	Louisiana Mayor's Court--court of limited jurisdiction.	245
Illinois Appellate Court--intermediate appellate court	213		
Illinois Circuit Court--court of general jurisdiction.	214	Maine	
Indiana		Maine Court System, 1978	246
Indiana Court System, 1978	216	Maine Supreme Judicial Court--court of last resort	247
Indiana Supreme Court--court of last resort.	217	Maine Superior Court--court of general jurisdiction.	248
Indiana Court of Appeals--intermediate appellate court	218	Maine District Court--court of limited jurisdiction.	250
Indiana Superior Court and Circuit Court--court of general jurisdiction.	218	Maine Administrative Court--court of limited jurisdiction.	251
Criminal Court of Marion County, Indiana--court of general jurisdiction	220	Maine Probate Court--court of limited jurisdiction.	251
Indiana County Court--court of limited jurisdiction.	220		
Indiana Probate Court--court of limited jurisdiction.	221	Maryland	
Municipal Court of Marion County, Indiana--court of limited jurisdiction	222	Maryland Court System, 1978.	252
Juvenile Court of Marion County, Indiana--court of limited jurisdiction	223	Maryland Court of Appeals--court of last resort	253
Indiana City Court--court of limited jurisdiction.	223	Maryland Court of Special Appeals--intermediate appellate court.	254
Indiana Town Court--court of limited jurisdiction.	223	Maryland Circuit Court--court of general jurisdiction.	255
Small Claims Court of Marion County, Indiana--court of limited jurisdiction.	223	Maryland District Court--court of limited jurisdiction.	257
		Maryland Orphan's Court--court of limited jurisdiction.	257
Iowa			
Iowa Court System, 1978.	224	Massachusetts	
Iowa Supreme Court--court of last resort	225	Massachusetts Court System, 1978	258
Iowa Court of Appeals--intermediate appellate court	227	Massachusetts Supreme Judicial Court--court of last resort.	259
Iowa District Court--court of general jurisdiction.	228	Massachusetts Appeals Court--intermediate appellate court	259
		Massachusetts Superior Court--court of general jurisdiction.	260
Kansas		Massachusetts Probate Court --court of limited jurisdiction.	260
Kansas Court System, 1978.	230	Massachusetts District Court--court of limited jurisdiction.	261
Kansas Supreme Court--court of last resort	231	Massachusetts Land Court--court of limited jurisdiction.	262
Kansas Court of Appeals--intermediate appellate court	233	Massachusetts Juvenile Court--court of limited jurisdiction.	262
Kansas District Court--court of general jurisdiction.	234	Massachusetts Housing Court--court of limited jurisdiction.	263
Kansas Municipal Court--court of limited jurisdiction.	235	Boston Municipal Court, Massachusetts--court of limited jurisdiction	263
Kentucky		Michigan	
Kentucky Court System, 1978.	236	Michigan Court System, 1978.	264
Kentucky Supreme Court--court of last resort	237	Michigan Supreme Court--court of last resort	265
Kentucky Court of Appeals--intermediate appellate court	238	Michigan Court of Appeals--intermediate appellate court	265
Kentucky Circuit Court--court of general jurisdiction.	239	Michigan Circuit Court--court of general jurisdiction.	266
Kentucky District Court--court of limited jurisdiction.	240	Michigan Court of Claims--court of general jurisdiction.	267
		Recorder's Court of Detroit, Michigan--court of general jurisdiction	267
Louisiana		Michigan District Court--court of limited jurisdiction.	268
Louisiana Court System, 1978	241	Michigan Municipal Court--court of limited jurisdiction.	269
Louisiana Supreme Court--court of last resort	242		
Louisiana Courts of Appeal--intermediate appellate court	243		
Louisiana District Court--court of general jurisdiction.	244		
Louisiana Family Court and Juvenile Court--courts of limited jurisdiction.	244		

	Page		Page
Michigan Probate Court--court of limited jurisdiction.	270	Nebraska County Court--court of limited jurisdiction.	295
Common Pleas Court of Detroit, Michigan--court of limited jurisdiction	271	Nebraska Municipal Court--court of limited jurisdiction.	296
Minnesota		Nebraska Separate Juvenile Court--court of limited jurisdiction.	296
Minnesota Court System, 1978	272	Nebraska Workmen's Compensation Court--court of limited jurisdiction	297
Minnesota Supreme Court--court of last resort	273	Nevada	
Minnesota District Court--court of general jurisdiction.	274	Nevada Court System, 1978.	298
Minnesota County Court--court of limited jurisdiction.	275	Nevada Supreme Court--court of last resort	299
Minnesota County Municipal Court--court of limited jurisdiction.	277	Nevada District Court--court of general jurisdiction.	300
Minnesota Conciliation Court--court of limited jurisdiction.	277	Nevada Justice Court--court of limited jurisdiction.	300
Minnesota Probate Court--court of limited jurisdiction.	277	Nevada Municipal Court--court of limited jurisdiction.	300
Mississippi		New Hampshire	
Mississippi Court System, 1978	278	New Hampshire Court System, 1978	301
Mississippi Supreme Court--court of last resort.	279	New Hampshire Supreme Court--court of last resort.	302
Mississippi Circuit Court--court of general jurisdiction.	280	New Hampshire Superior Court--court of general jurisdiction.	303
Mississippi Chancery Court--court of general jurisdiction.	280	New Hampshire District Court--court of limited jurisdiction.	304
Mississippi County Court--court of limited jurisdiction.	281	New Hampshire Probate Court--court of limited jurisdiction.	305
Mississippi Justice Court--court of limited jurisdiction.	281	New Hampshire Municipal Court--court of limited jurisdiction.	306
Mississippi Family Court--court of limited jurisdiction.	281	New Jersey	
Mississippi Municipal Court--court of limited jurisdiction.	281	New Jersey Court System, 1978.	307
Missouri		New Jersey Supreme Court--court of last resort.	308
Missouri Court System, 1978.	282	New Jersey Appellate Division of Superior Court--intermediate appellate court	309
Missouri Supreme Court--court of last resort	283	New Jersey Superior Court (Law Division and Chancery Division) and County Court--court of general jurisdiction	310
Missouri Court of Appeals--intermediate appellate court	284	New Jersey County District Court--court of limited jurisdiction.	312
Missouri Circuit Court and Court of Common Pleas--court of general jurisdiction.	285	New Jersey Juvenile and Domestic Relations Court--court of limited jurisdiction.	314
St. Louis Court of Criminal Correction, Missouri--court of limited jurisdiction	286	New Jersey Municipal Court--court of limited jurisdiction.	315
Missouri Magistrate Court--court of limited jurisdiction.	286	New Jersey Surrogates.	315
Missouri Probate Court--court of limited jurisdiction.	287	New Mexico	
Missouri Municipal Court--court of limited jurisdiction.	287	New Mexico Court System, 1978.	316
Montana		New Mexico Supreme Court--court of last resort	317
Montana Court System, 1978	288	New Mexico Court of Appeals--intermediate appellate court	318
Montana Supreme Court--court of last resort.	289	New Mexico District Court--court of general jurisdiction.	319
Montana District Court--court of general jurisdiction.	290	New Mexico Magistrate Court--court of limited jurisdiction.	320
Montana Justice Court--court of limited jurisdiction.	291	New Mexico Probate Court--court of limited jurisdiction.	320
Montana City Court--court of limited jurisdiction.	291	New Mexico Municipal Court--court of limited jurisdiction.	320
Montana Municipal Court--court of limited jurisdiction.	291	Small Claims Court of Albuquerque, New Mexico--court of limited jurisdiction	320
Nebraska		New York	
Nebraska Court System, 1978.	292	New York Court System, 1978.	321
Nebraska Supreme Court--court of last resort	293	New York Court of Appeals--court of last resort	322
Nebraska District Court--court of general jurisdiction.	294	New York Appellate Divisions of the Supreme Court--intermediate appellate court	323

	Page		Page
New York Appellate Terms of the Supreme Court--intermediate appellate court	324	Oklahoma Worker's Compensation Court--court of limited jurisdiction	356
New York Supreme Court and County Court--courts of general jurisdiction.	325	Oklahoma Court of Bank Review--court of limited jurisdiction.	357
Civil Court of the City of New York--court of limited jurisdiction	326	Oklahoma Court of Tax Review--court of limited jurisdiction.	357
Criminal Court of the City of New York--court of limited jurisdiction	327	Oklahoma Municipal Criminal Court of Record--court of limited jurisdiction	357
New York Family Court--court of limited jurisdiction.	328	Oklahoma Municipal Court Not of Record--court of limited jurisdiction	357
New York District Court and City Court--courts of limited jurisdiction.	329	Oregon	
New York Surrogates' Court--court of limited jurisdiction.	330	Oregon Court System, 1978.	358
New York Court of Claims--court of limited jurisdiction.	330	Oregon Supreme Court--court of last resort	359
New York Town and Village Court--court of limited jurisdiction.	330	Oregon Court of Appeals--intermediate appellate court	360
North Carolina		Oregon Circuit Court--court of general jurisdiction.	361
North Carolina Court System, 1978.	331	Oregon Tax Court--court of general jurisdiction.	362
North Carolina Supreme Court--court of last resort.	332	Oregon District Court--court of limited jurisdiction.	362
North Carolina Court of Appeals--intermediate appellate court.	333	Oregon County Court--court of limited jurisdiction.	363
North Carolina Superior Court--court of general jurisdiction.	334	Oregon Justice Court--court of limited jurisdiction.	364
North Carolina District Court--court of limited jurisdiction.	335	Oregon Municipal court--court of limited jurisdiction.	365
North Dakota		Pennsylvania	
North Dakota Court System, 1978.	337	Pennsylvania Court System, 1978.	366
North Dakota Supreme Court--court of last resort.	338	Pennsylvania Supreme Court--court of last resort.	367
North Dakota District Court--court of general jurisdiction.	339	Pennsylvania Superior Court--intermediate appellate court	368
North Dakota County Probate Court--court of limited jurisdiction.	340	Pennsylvania Commonwealth Court--intermediate appellate court.	368
North Dakota County Court with Increased Jurisdiction--court of limited jurisdiction.	341	Pennsylvania Court of Common Pleas--court of general jurisdiction	369
North Dakota County Justice Court--court of limited jurisdiction.	342	Philadelphia Municipal Court, Pennsylvania--court of limited jurisdiction	370
North Dakota Municipal Court--court of limited jurisdiction.	342	Philadelphia Traffic Court, Pennsylvania--court of limited jurisdiction	370
Ohio		Pennsylvania District Justice Court--court of limited jurisdiction	371
Ohio Court System, 1978.	343	Pittsburgh City Magistrates, Pennsylvania--court of limited jurisdiction	371
Ohio Supreme Court--court of last resort	344	Puerto Rico	
Ohio Court of Appeals--intermediate appellate court	345	Puerto Rico Court System, 1978	372
Ohio Court of Common Pleas--court of general jurisdiction.	345	Puerto Rico Supreme Court--court of last resort	373
Ohio County Court--court of limited jurisdiction.	347	Puerto Rico Superior Court--court of general jurisdiction.	374
Ohio Court of Claims--court of limited jurisdiction.	348	Puerto Rico District Court--court of limited jurisdiction.	376
Ohio Municipal Court--court of limited jurisdiction.	349	Puerto Rico Justices of the Peace--court of limited jurisdiction.	377
Ohio Mayors' Court--court of limited jurisdiction.	350	Puerto Rico Municipal Court--court of limited jurisdiction.	377
Oklahoma		Rhode Island	
Oklahoma Court System, 1978.	351	Rhode Island Court System, 1978.	378
Oklahoma Supreme Court--court of last resort	352	Rhode Island Supreme Court--court of last resort.	379
Oklahoma Court of Criminal Appeals--court of last resort.	353	Rhode Island Superior Court--court of general jurisdiction.	380
Oklahoma Court of Appeals--intermediate appellate court	354	Rhode Island District Court--court of limited jurisdiction.	381
Oklahoma District Court--court of general jurisdiction.	355	Rhode Island Family Court--court of limited jurisdiction.	382

	Page		Page
Rhode Island Municipal Court--court of limited jurisdiction.	382	Utah	
Rhode Island Probate Court--court of limited jurisdiction.	382	Utah Court System, 1978.	411
South Carolina		Utah Supreme Court--court of last resort . .	412
South Carolina Court System, 1978.	383	Utah District Court--court of general jurisdiction.	413
South Carolina Supreme Court--court of last resort.	384	Utah City Court--court of limited jurisdiction.	414
South Carolina Circuit Court--court of general jurisdiction.	385	Utah Juvenile Court--court of limited jurisdiction.	415
South Carolina County Court and Civil and Criminal Court--courts of limited jurisdiction.	386	Utah Justice Court--court of limited jurisdiction.	416
South Carolina Family Court--court of limited jurisdiction.	387	Vermont	
South Carolina Magistrate Court--court of limited jurisdiction.	388	Vermont Court System, 1978	417
South Carolina Probate Court--court of limited jurisdiction.	388	Vermont Supreme Court--court of last resort. .	418
South Carolina Municipal Court--court of limited jurisdiction.	388	Vermont Superior Court--court of general jurisdiction.	419
South Dakota		Vermont District Court--court of general jurisdiction.	420
South Dakota Court System, 1978.	389	Vermont Probate Court--court of limited jurisdiction.	421
South Dakota Supreme Court--court of last resort.	390	Virginia	
South Dakota Circuit Court--court of general jurisdiction.	391	Virginia Court System, 1978.	422
Tennessee		Virginia Supreme Court--court of last resort	423
Tennessee Court System, 1978	392	Virginia Circuit Court--court of general jurisdiction.	424
Tennessee Supreme Court--court of last resort	393	Virginia District Court--court of limited jurisdiction.	425
Tennessee Court of Appeals--intermediate appellate court	394	Washington	
Tennessee Court of Criminal Appeals--intermediate appellate court	395	Washington Court System, 1978.	426
Tennessee Circuit Court and Criminal Court--courts of general jurisdiction.	396	Washington Supreme Court--court of last resort	427
Tennessee Law and Equity Court--court of general jurisdiction.	398	Washington Court of Appeals--intermediate appellate court	428
Tennessee Chancery Court--court of general jurisdiction.	399	Washington Superior Court--court of general jurisdiction.	429
Tennessee General Sessions Court--court of limited jurisdiction.	400	Washington Municipal and Police Court--court of limited jurisdiction	430
Tennessee Probate Court--court of limited jurisdiction.	401	Washington District Court and Justices of the Peace--courts of limited jurisdiction .	431
Tennessee County Court--court of limited jurisdiction.	401	West Virginia	
Tennessee Juvenile Court--court of limited jurisdiction.	401	West Virginia Court System, 1978	432
Tennessee Municipal Court--court of limited jurisdiction.	401	West Virginia Supreme Court of Appeals--court of last resort.	433
Tennessee Justice of the Peace Court--court of limited jurisdiction	401	West Virginia Circuit Court--court of general jurisdiction.	434
Texas		West Virginia Magistrate Court--court of limited jurisdiction.	435
Texas Court System, 1978	402	West Virginia Municipal Court--court of limited jurisdiction.	435
Texas Supreme Court--court of last resort. .	403	Wisconsin	
Texas Court of Criminal Appeals--court of last resort	404	Wisconsin Court System, 1978	436
Texas Courts of Civil Appeals--intermediate appellate court	405	Wisconsin Supreme Court--court of last resort	437
Texas District Court and Criminal District Court--courts of general jurisdiction . .	406	Wisconsin Circuit Court and County Court--courts of general jurisdiction . .	438
Texas County Court at Law, Constitutional County Court, and Probate Court--courts of limited jurisdiction.	408	Wisconsin Municipal Justice Court--court of limited jurisdiction.	440
Texas Municipal Court--court of limited jurisdiction.	409	Wyoming	
Texas Justice of the Peace Court--court of limited jurisdiction.	410	Wyoming Court System, 1978	441
		Wyoming Supreme Court--court of last resort. .	442
		Wyoming District Court--court of general jurisdiction.	443
		Wyoming Justice Court--court of limited jurisdiction.	443
		Wyoming Municipal Court--court of limited jurisdiction.	443

Introduction

Introduction

National Court Statistics Project

The Annual Report series of state court caseload statistics is the product of the continuing cooperative relationship between the Conference of State Court Administrators (COSCA) and the National Center for State Courts (NCSC). Financial management, project management, and project staffing responsibility are assumed by the National Court Statistics Project (NCSP) of the NCSC. COSCA, through its Court Statistics and Information Systems Committee, provides general policy review, guidance, and control over all project activities.

The twin goals of the National Court Statistics Project are to collect, compile, analyze, and disseminate state court caseload statistics and to help states improve the quality of the data they report by assisting them in resolving their statistical problems. The Annual Report series responds directly to the first goal by compiling all available state court caseload data from the 50 states, the District of Columbia, Guam, and Puerto Rico.¹

Methodology employed

These NCSP goals require the careful choosing of an annual report series methodology for assembling the caseload data that are available from each of the states.

Data sources

The sources of data for the tables presented in this series are published annual reports provided by the states and unpublished statistical material requested of and supplied by state court administrators and appellate court clerks. (Appendix A of this report identifies the sources of data from each state.)

In addition to a review of all published and unpublished data received from the states, a study was made of all available reporting forms and instructions used by the states to collect caseload statistics from their respective courts. Additional relevant information was secured from appropriate personnel in each state. As the project progressed, telephone contact and follow-up correspondence were used to collect missing data, confirm the accuracy of available data, and determine the legal jurisdiction of each court.

Each administrative office of the courts completed a check-off sheet to indicate the types of cases handled by each court. Beyond this, information was collected concerning the number of judges per court or court system (from annual reports, offices of state court administrators, and appellate clerks); the state population (based on

Bureau of the Census 1978 revised estimates) other 1978 demographic data (taken from the Statistical Abstract of the United States: 1980²); and special characteristics regarding subject matter jurisdiction and court structure. When explanation of a court's jurisdiction was not directly obtainable, available information was used from the State Court Organization, 1980³.

Scope of the report

The first annual report (1975) presented available caseload data for state appellate courts and trial courts of general jurisdiction, and for selected categories (juvenile, domestic relations, probate, and mental health) in limited jurisdiction courts. The second annual report (1976) again presented available data for appellate courts and courts of general jurisdiction, and also included all available caseload data for all limited jurisdiction courts. As data from each court level become more complete, future aggregation of trial court caseloads should become more meaningful.

The 1976 report was expanded to include Puerto Rico. The addition of Puerto Rico to the series was made possible through translation assistance provided by the Puerto Rico Office of Court Administration. Data from Guam were added for the 1977 court year. The scope of future reports will be broadened to include American Samoa and the Virgin Islands when these data become available.

This report reflects court organization and jurisdiction as it existed in 1978, but the reader should keep in mind that court systems are not static entities. For example, since 1977, Missouri has unified its trial courts, and Alaska, Hawaii, and Iowa have all added intermediate appellate courts. Other states have made changes in the jurisdiction of individual courts. In 1978, Texas united its Domestic Relations Court and Juvenile Court into the District Court system, and the dollar amount limits of civil jurisdiction have changed in many courts. Because court organizational or jurisdictional characteristics change over time, caution should be exercised in attempting to compare the data in this 1978 report with earlier data or with more current data.

Case category classifications

NCSP case categories used for this 1978 report appear as principal headings in the summary tables in Part I, and in each court's profile in Part II. Terminology used within each state is dis-

¹Repetition of "50 states, the District of Columbia, Guam, and Puerto Rico" becomes very cumbersome. Throughout the rest of this report, "states" and "court systems" will be used even when the reporting units being discussed include the District of Columbia, Guam, and Puerto Rico.

²U.S. Bureau of the Census, Statistical Abstract of the United States: 1980 (Washington, D. C.: U.S. Government Printing Office, 1980).

³Bureau of Justice Statistics, Department of Justice, State Court Organization, 1980 (Washington, D.C.: U.S. Government Printing Office, 1982).

played on each court's profile as subheadings under the boldface NCSP main headings. The NCSP main headings are categories used uniformly for all the states. For example, a state's "application for leave to appeal" was classified under the NCSP category of request to appeal in all tables. Explanations used in source documents to clarify a state's data are included, as are explanations to clarify project staff's arrangement of those data. These appear, where appropriate, as footnotes in each court's profile and as footnotes to the summary tables.

Format used

Profiles (Part II). After case categories were established to classify available 1978 case data, a profile of the courts in each state was constructed. Each state profile for 1978 contains the following:

--A chart depicting the organization of the court system within the state, the jurisdiction and route of appeal for each court, the number of judges, and information on kinds of trials.

--A set of tables containing the case-related data received from each state court or court system.

Summary Tables (Part I). Data from each state profile were transferred into summary tables designed to display the kinds of available data that could be aggregated. The summary tables are divided into two major sections (appellate and trial) to reflect the two major levels of court.

Appellate courts include both courts of last resort (the final court or courts of appeal within a particular state) and intermediate appellate courts (the court or courts in which the primary work is the disposition of initial appeals received from trial courts of general jurisdiction or administrative agencies, and in which some decisions are subject to appeal or review by a court of last resort). For purposes of displaying data, the courts of last resort have been divided into two groups: those in states with intermediate appellate courts and those in states without intermediate appellate courts. With few exceptions, this division also conveniently separates courts of last resort according to whether they have almost complete discretionary jurisdiction. Courts of last resort in states without intermediate appellate courts generally have little or no discretionary jurisdiction, although there are exceptions, such as Virginia and West Virginia.

For purposes of this report, a trial court is considered to be a court of general jurisdiction if it meets one of the following criteria:

--The individual state considers it a general jurisdiction court.

--Felony cases are tried and felony sentences given for all types of felony cases.

--The judges of the court are general jurisdiction court judges sitting on temporary assignment. All other trial courts are classified as limited or special jurisdiction courts.

Footnotes. Standard footnote headings are used in this report and will continue to be used in the annual report series. Footnotes that contain information on the completeness and quality of the data are included on the summary tables. If more information is needed, the user should consult the

individual court profiles where all footnotes are given.

Verification of data

With the cooperation of the Conference of State Court Administrators, all data were submitted after NCSP classification for review and verification to the appropriate state court administrator's office. An additional check was provided through the cooperation of the National Conference of Appellate Court Clerks (NCACC), which invited NCSP staff to submit appellate court data for review and verification to the appropriate clerk of the appellate court in each state. This process also included followup by NCSP staff through telephone or letter contact with the state personnel. Finally, the format, content, and limitations of data tables have been reviewed and approved by the COSCA CSIS Committee, which guides the National Court Statistics Project.

Limitations on use of data displayed

The four major uses of court statistical data, as identified in the NCSP publication, State Court Caseload Statistics: The State of the Art⁴, are:

(1) operational (aiding in the execution of routine day-to-day activities at the local level); (2) management (decision-making at the state or local level concerned with improvement of the court process and system-wide efficiency in the use of court resources); (3) internal planning and research (goal setting and policy planning to establish long-term programs and identify evolving problems); and (4) indirect court uses (decision-making by those outside the courts concerned with policy making or research about court operations). The various uses of court statistics require different levels of detail and analysis, but the availability of detailed statistics is dependent upon the statistical reporting system used at the state or local level. This annual report has restricted its scope to the level of detail currently available from state-level reporting systems.

Operational decisions are made at the local level and require detailed information on a case-by-case basis. These decisions must be made daily and cannot be based upon year-end summary statistics such as those contained in this 1978 report.

Management decisions can be made at either the state or local level and require aggregation of detailed information used for operational decisions. Caseload management data such as that needed to determine the status of the preparation of the record for appeal or to generate exception reports are gathered by some state reporting systems, but this kind of information is also case specific and too detailed to be compiled and used for nationwide comparisons. In contrast, state-level summary statistics are useful for management purposes in areas such as comparisons of time lapses in case processing to establish norms or guides; analyses to determine assignments of judges needed to relieve backlog; analyses to determine

⁴U.S. Law Enforcement Assistance Administration, State Court Caseload Statistics: The State of the Art (Washington, D. C.: U.S. Government Printing Office, 1978).

the need for additional judges, support personnel, or facilities; and analyses to determine if an intermediate appellate court should be created.

In response to the recognized need for certain management data nationally, the 1978 Annual Report has concentrated on uniformly classifying caseload data and on compiling available case processing time data. Caseload and case processing are major components of court workload, which the NCSP has defined to mean all court-related matters that consume time and effort (hence, purely administrative and ministerial functions are also included as workload). Measurement of court workload per se is not directly addressed in this report, but caseload inventory data and data regarding the number of trials do provide partial indications of the extent of judicial activity. The data presented in this report reflect the quantity of management data now available from each state's reporting system in published and unpublished reports.

Internal planning and research, as well as planning and research by those outside the court system, require a much wider range of data and analysis than operational and management decisions. The information necessary for these purposes often includes not only an aggregation of data on caseload and caseload, but also specific data regarding status of cases, as well as information on court operations, judicial budgets, actions prior to filing a case, and actions after disposition of a case. Of interest to some individuals within and outside the court system are studies on a wide range of subjects, such as the effect and cost of litigation, bail availability and uniformity including recognizance/10% bail programs, the validity of case weighting techniques, sentence disparity patterns, the effects of plea negotiation on caseloads, and the impact of legislation. To answer these questions is, however, beyond the capabilities of most state or even local court information systems. Basic information on caseload and caseload is adequate for many other planning and research issues where the level of needed detail is not as high. These latter kinds of issues include, for example, case filing and disposition trend analysis, caseload composition analysis, analysis of reversal rates, time lapse analysis to establish norms and guides, and forecasting of caseload volumes to determine resource and facilities needs.

Because few states report data suitable for all kinds of planning and research purposes, and because most states report only certain types of data, the NCSP initially chose to include in the national series only those kinds of data that either were already fairly widely available or could be made available without requiring undue effort. Enough states reported trend data, caseload by category, number of reversals, and time-to-disposition data to warrant inclusion of these topics in this report, and some preliminary analyses can be made. For those states not supplying basic data, gaps and "not/available" entries in the profiles and blank spaces in the summary charts draw attention to the missing data. As these gaps are filled in coming years, the annual report series can be expanded to include broader and more sophisticated compilations and analyses.

Many current variations in court data, as indicated by footnotes, must be considered before the summary tables can be used to make comparisons

among courts or states. Variations that limit the comparability of the 1978 data include: court organization, subject matter jurisdiction, case definition, completeness, accuracy, and reporting periods. These variations are discussed in broad terms below.

Variations in court organization

In any comparison of court statistics among states, differences in court organization must be considered. For example, it should be kept in mind that during 1978:

--Two states (Oklahoma and Texas) had two courts of last resort, (Guam has no court of last resort--its appeals go into the Federal system), while the remaining states had only one court of last resort.

--Twenty-seven states had intermediate appellate courts; four of these (Alabama, New York, Pennsylvania, Tennessee) had two intermediate appellate courts.

--The number of appellate judges per state (considering only full-time judges and not commissioners or temporary judges) varied from 0 to 69.

--The number of different kinds of trial courts in a state ranged from 1 (in states with a unified court system) to 15. Four states (Idaho, Illinois, Iowa, South Dakota), the District of Columbia, and Guam have no limited jurisdiction trial courts.

Variations in subject matter jurisdiction

The subject matter jurisdiction of both appellate and trial courts also varies widely among the states. For example, some states have a dual appellate route--one for civil cases and one for criminal cases. The discretionary jurisdiction of a court of last resort is directly related to the presence or absence of an intermediate appellate court. Courts of last resort in states with intermediate appellate courts generally have wide discretion in determining the matters they will hear. Most appeals must generally be heard as a matter of right by intermediate appellate courts and by courts of last resort in states without intermediate appellate courts (Virginia and West Virginia are exceptions). Caseload comparisons both between and among states that do not take variations in jurisdiction into account will not be valid.

The same kind of wide variation exists in the kinds of cases over which trial courts have jurisdiction. For example, general jurisdiction courts in states with unified trial courts handle all cases from felonies to parking violations and from the largest civil actions to small claims. Another state's general jurisdiction courts may have a criminal division that handles only felony matters (after preliminary hearing in a limited jurisdiction court) and a civil division that handles no civil cases involving less than \$10,000. Similarly, some limited and special jurisdiction courts may handle only small claims cases while others may try civil cases for amounts up to \$300,000. In criminal matters, some limited jurisdiction courts accept only guilty pleas for traffic and ordinance violation cases while others may try serious misdemeanor cases or felony cases carrying a maximum sentence of 5 years. In summary, when comparing

trial court statistics, the differences in jurisdiction both within and among states must be examined.

Variations in definitions

Problems relating to definitions of courts' statistical terms abound in both appellate and trial courts. Published source documents generally provide few, if any, definitions to assist in comparing statistics among states. Much of the definition information used in preparation of this report came from ancillary sources.

Case definitions are often difficult to establish for appellate courts. For example, some states do not distinguish an appeal from motions or other procedural matters that consume minimal time. Some states report total cases processed without any indication as to what types of proceedings constitute the total. Other states include in their caseload only appeals that were decided on the merits. Some appellate courts include all original proceedings while others report no original proceedings; therefore, their total case figures are not comparable. In addition, classification of the same kind of proceeding varies from state to state. For example, habeas corpus may be listed as a separate category, or may be classified under any of three categories--appeals, original proceedings, or motions.

To minimize such classification problems in computing national caseload statistics, this report has defined an "appellate case" to include any appeal, original proceeding, request to appeal, or sentence review only case, and has placed each state's separable case data within these classifications. The use of this broad definition of "case" does not completely solve the problem of comparability. Comparison of judicial productivity among appellate courts requires that all courts define cases in a similar manner.

Trial courts show similar problems with case definitions. Figures A and B display the existing variation in civil case definitions and criminal case units of count, respectively. These figures show that the problem of case definition in trial courts is more acute on the criminal side. Forty-six states, Puerto Rico, and Guam, count civil cases in all trial courts when the petition or

complaint is filed. In criminal cases, however, the two major units of count are almost evenly divided. Paper documents filed are the count unit for all courts in 22 states and Guam, while the number of defendants is the count unit for all courts in 16 states and the District of Columbia.

Trial court case category definitions also vary from state to state. Domestic relations may include all family matters in some states while other states report only divorce cases as domestic relations. Also, state statutes vary in the types of criminal cases classified as felonies or misdemeanors. Certain drug offenses may be serious felonies in one state, but only misdemeanors in another state. Because such problems exist for these and all other case categories, the case categories used in this report are those that seem most appropriate, given the data available.

Variations in completeness and accuracy of data

Incomplete data and questionable accuracy of reported data have been a major concern to the staff of this project. As the appellate court summary tables show, the amount and type of data available (published and unpublished) had no common denominator, and very little consensus exists among states as to the appellate case categories that should be reported. Very few states consistently report the volume of appellate court data by case category and by filings, dispositions, and pending cases.

Overall, the trial courts were more consistent in reporting 1978 data. During the verification process, all states were requested to provide caseload breakdowns for civil, criminal, traffic, and juvenile cases in their trial courts. All states were able to provide some trial court data. Forty-nine states, the District of Columbia, Guam, and Puerto Rico provided at least civil and criminal breakdowns for total cases processed in general jurisdiction courts for 1978. Only four states and Guam reported no limited jurisdiction data. Data were reported for 121 of the 175 limited jurisdiction courts.

In order to produce the statistics contained in this report, a great deal of effort was expended by the National Court Statistics Project staff in collecting missing data, whether from published or

FIGURE A: Civil case definition, for state courts not using the filing of a petition or complaint

State	Placed on Calendar	Note of Issue	New Claim or Ancillary Proceeding	No Consistent Definition
District of Columbia	Superior Court			
Minnesota		All trial courts		
New Hampshire				All trial courts
New Jersey	Superior Court (Law Division and Chancery Division) and County Court			
Oklahoma			Worker's Compensation Court	

FIGURE B: Criminal case unit of count, used by trial courts, by state

State	Court	Information or indictment	Information indictment, or complaint	Defendants on information or indictment	Defendants on information, indictment, or complaint	Charges	Case number	No consistent definition
Alabama	Circuit Court			X				
Alaska	District Court				X			
Arizona	All trial courts		X					
	Superior Court			X				
	All other trial courts				X			
Arkansas	Circuit Court	X						
	All other trial courts		X					
California	Superior Court			X				
	All other trial courts				X			
	District Court			X				
	County Court				X			
Connecticut	Superior Court			X				
	Court of Common Pleas				X			
Delaware	Superior Court			X				
	All other trial courts					X		
District of Columbia	Superior Court				X			
Florida	All trial courts				X			
Guam			X					
Georgia	All trial courts				X			
Hawaii	Circuit Court			X				
	District Court					X		
Idaho	District Court			X				
	Magistrates Division				X			
Illinois	Circuit Court		X					
Indiana	All trial courts		X					
Iowa	District Court	X						
Kansas	All trial courts		X					
Kentucky	All trial courts			X				
Louisiana	District Court			X				
	All other trial courts		X					
Maine	All trial courts			X				
Maryland	Circuit Court	X						
	District Court					X		
Massachusetts	Superior Court	X						
	All other trial courts		X					
Michigan	All trial courts				X			
Minnesota	All trial courts							X
Mississippi	All trial courts	X						
Missouri	Circuit Court, Court of Common Pleas, and Magistrate Court	X						
	St. Louis Court of Criminal Correction		X					
Montana	District Court				X			
Nebraska	District Court			X				
	County Court		X					
	Municipal Court					X		
Nevada	District Court				X			
New Hampshire	All trial courts							X
New Jersey	Superior Court (Law Division) and County Court	X						
	All other trial courts		X					
New Mexico	District Court					X		
	Magistrate Court		X					
New York	Supreme Court and County Court			X				
	All other trial courts				X			
North Carolina	All trial courts							X
North Dakota	All trial courts					X		
Ohio	All trial courts			X				
Oklahoma	District Court	X						
Oregon	All trial courts						X	
Pennsylvania	Court of Common Pleas and Philadelphia Municipal Court			X				
	District Justice Court				X			
Puerto Rico	All trial courts					X		
Rhode Island	Superior Court	X						
	All other trial courts		X					
South Carolina	All trial courts	X						
South Dakota	Circuit Court	X						
Tennessee	All trial courts	X						
Texas	District Court and Criminal District Court			X				
	All other trial courts				X			
Utah	All trial courts		X					
Vermont	Superior Court	X						
	District Court		X					
Virginia	All trial courts					X		
Washington	Superior Court			X				
	All other trial courts				X			
West Virginia	All trial courts	X						
Wisconsin	Circuit Court and County Court	X						
	Municipal Justice Court		X					
Wyoming	District Court	X						

ancillary sources, in defining terminology, and in identifying categories in which cases should be placed. In other words, data contained in this report cannot be replicated solely from available published material. Even after this extensive data-gathering effort, large gaps remain in the data collected.

Extensive effort was required to validate NCSP classification of data provided by the states and to avoid further distortion of any data received. The National Court Statistics Project staff made no attempt to assess the underlying validity or accuracy of the data received from the states. For example, the published cumulative case statistics for appellate courts or for trial courts frequently did not balance with reported totals within each category. Such discrepancies were seldom footnoted or explained in published state reports. These discrepancies are, however, footnoted in the court statistical profiles in Part II of this report.

Variations in reporting periods

As indicated on profile headings and in Figure C, most states report data by calendar year; many report by fiscal year, however, and a few report appellate court data by court term. Therefore, the time spans covered in this report are not always directly comparable.

Although dates included in this report cover reporting periods of approximately uniform length, the starting and ending dates for the reporting periods vary both within and among states. Differences in reporting periods have little effect on cumulative data elements such as filing and dispositions since no matter when the reporting period began and ended, the data cover one complete year. Pending data are greatly affected, though, since they represent a "snapshot" in time and can vary greatly depending on when that snapshot was taken. Figure C displays the actual reporting periods for all courts not using the calendar year for the reporting period.

Limitations on analysis

The many variations outlined above make it imperative that information for all courts be carefully examined before comparisons are made.

Some types of analysis are not justified, given the problems of comparability. These include, but are not limited to, the following:

--Comparison of disposition rates. Jurisdictions may have varying rules or procedures for purging cases that have been dormant.

--Comparison of volume data across all states (courts). Even at the NCSP category level, differences exist in cases included, e.g., courts may or may not include administratively handled probate matters with those that are judicially handled.

--Comparison of caseload per judge across all states (courts). The differences in definitions and subject matter jurisdiction mean that caseload per judge is not a "clean" measure of productivity.

--Comparison of volume of juvenile cases across all states (courts). The statutory age when a juvenile becomes an adult varies. This variation affects the volume of both juvenile filings and adult criminal filings.

--Comparison of caseloads in which data are missing. All footnotes on the data are essential and should be observed, especially those describing incomplete data or case definitions.

--Comparison of volume of pending cases or proportion of pending cases to filed cases across all states (courts). The point of filing may differ greatly (notice of appeal or submission in appellate courts; petition filed or note of issue for civil cases) and this may affect the size of the pending caseload. Differences in the starting and ending points of the court year may also affect this measure.

--Comparison of volume of small claims cases across all states (courts). The limits on the amounts involved in small claims cases varies from state to state, and in some states from court to court.

Nor should national totals be used inappropriately. Data have been aggregated in order to make rough estimates of overall national totals for this report, but this has been done without regard to definitions of case categories and units of count. National aggregations really have little meaning at this time. The national estimates contained in this report should be viewed only as gross, "ball-park" estimates, and not as representing the exact volume of cases in state courts.

Despite the list of analyses that should not be performed, the data do have significant analysis potential. The central purpose of this report is to record the data nationwide, but some comparisons and analyses can be done. A few examples are as follows:

--Comparison of time to decision in appellate courts. These comparisons can be made from Table 10 for courts at the same level that use the same event for the start of the time interval.

--Comparison of the proportion of trials for felony cases. These comparisons can be made from Table 40 for trial courts that have similar units of count and trial definitions and that report trial data for felonies or felonies and appeals.

--Comparison of the volume of tort actions. These comparisons can be made from Table 21 for states reporting tort data for all courts handling tort actions in that state (that is, those that have no footnote "p") and that use the same case definition.

--Comparison of the proportion of total civil to total criminal filings. These comparisons can be made from Tables 18 and 30, but it is necessary for the courts in compared states to report complete data (no footnote "i" or "p"), and to use the same civil case definition and criminal case unit of count.

--Comparison within a state of the number of filings in the court of last resort with the number in the intermediate appellate court. These comparisons can be made from Table 2 for states when both courts report complete data (no footnote "i" or "p").

--Comparison of total volume of civil cases in trial courts. These comparisons can be made from Table 18 for states that use the filing of the petition or complaint as the point at which the case begins (those that have footnote "1" on the court title) and that report complete filings for all courts handling civil cases (no footnote "i" or "p").

Other comparisons for management purposes can be made with data in this report. Comparisons

FIGURE C: Reporting periods for state courts, not using calendar year 1978

State	Reporting Period				
	7/01/77- 6/30/78	8/01/77- 7/31/78	9/01/77- 8/31/78	10/01/77- 9/30/78	2/3/78- 2/5/79
Alabama				All appellate courts	
California	All courts				
Colorado	All courts				
Connecticut	All courts				
Delaware	All courts				
Georgia	All courts				
Hawaii	All courts				
Kansas	All courts				
Maine	Administrative Court				
Maryland	All courts				
Massachusetts	All trial courts		All appellate courts		
Michigan	All courts but Court of Appeals				
Missouri	All courts				
Montana	All trial courts				
Nebraska	Workmen's Compensation Court		Supreme Court		
New Hampshire	All other trial courts	Supreme Court and Superior Court			
New Jersey			All courts		
North Carolina					Supreme Court
Puerto Rico	All courts				
Rhode Island				Supreme Court	
South Carolina	All trial courts but Magistrate Court				
South Dakota	Circuit Court				
Utah	All but Supreme Court and Juvenile Court				
Vermont	All courts				
Wisconsin	Supreme Court				

among courts and states of the volume of cases per judge, the number of trials per judge, the time to process criminal cases, or the relative increases in case filings can be useful for specific courts. As previously discussed, careful examination must be made of the variations in court organization, jurisdiction, and definitions.

Continuing development of the series

The Annual Report series is an evolving product. It is anticipated that additions and refinements will be made to successive volumes in the series. Between 1975 and 1976, the amount of data contained in the report was greatly increased by the inclusion of data from all special and limited jurisdiction courts. This trend continued in 1977 and 1978.

It is important to the long-term improvement of the statistical series that these early volumes in the series be circulated widely enough to encourage reader/user ideas and commentary, and that they be used as a vehicle for developing solutions to problems encountered during the statistical series production process. As each successive volume is published, the NCSP can consider the feedback subsequently received from users of the documents, thereby further enhancing succeeding volumes. During this process, the availability to future researchers of successive-year data compilations will preserve complete time series information. The drawbacks occasioned by limitations in data currently available are greatly outweighed by the importance of having data available for all years in the continuing statistical series.

The type and depth of analysis considered by the NCSP to be meaningful, given the quality and completeness of the data, have been outlined above.

More analysis could be performed on the 1977 data than on the 1975 or 1976 data. Still more extensive changes are made in 1978 and will be included in succeeding volumes of the annual report series to improve its analytical potential. As more is learned about the quality of the data, more specific suggestions will be given for their proper use, along with warnings to help avoid their abuse. Each year the text of the report will be revised, progressively improving its readability.

In order to improve the quality of data contained in future volumes of the Annual Report series, the NCSP staff and COSCA CSIS Committee will consider the feasibility of conducting audits of selected data from particular courts. It is anticipated that the combination of these "mini-audits" and technical assistance (the latter by NCSP and State Judicial Information Systems (SJIS) project staff to states requesting an assessment of and assistance in improving their statistical report systems) will systematically improve the validity and reliability of the data contained in the Annual Report series.

As states gradually increase the quantity and quality of data available to the NCSP, the problems presently caused by the incomplete nature of the data will decrease. Progressive improvements should be apparent to the reader of successive volumes in the series.

Future analysis will not only describe court systems as they exist at the present time, but also will predict where they are going. The purpose will be to identify existing or developing problems and suggest solutions. Research proposed by the NCSP is not anticipated to be exhaustive, but will concentrate on those questions considered to be of greatest interest and importance to the courts and research communities.

Dynamics of improvement

Ideas and suggestions for improvement of this state court caseload statistical series have come from many sources, and have provided the creative stimulus needed to assess current NCSP efforts constructively and to map future directions.

Continuation of evolutionary improvement in this statistical series rests, ultimately, upon the ability of the NCSP to maintain a productive dialogue and flow of ideas among the producer-compilers of the annual report, its data sources, and its end users. Much improvement in state court statistics has already been achieved, but much remains to be done.

Because of their importance and potential impact for improving the national statistical series on caseloads, the Model Annual Report and Model Statistical Dictionary need to be briefly described.

During compilation of the NCSP State of the Art and the 1975 Annual Report, a staggering classification problem resulted from the multitude of terms being used by the states to report their caseloads. The need for both a model annual report and a statistical dictionary of terms for court usage became obvious. In response, an effort was launched during the 1976 Annual Report production cycle to develop these documents. They are to be used as tools to assist the states in improving their statistics. Such improvement should eventually be reflected in future annual reports.

The State Court Model Annual Report is a flexible working outline of critically needed, basic management data that should, as a minimum, be included in state court annual reports. The model identifies the kinds of data and the types of display needed for caseload and other management. The State Court Model Statistical Dictionary is a companion document which provides a common terminology, definition, and usage for reporting civil, criminal, traffic, juvenile, and appellate caseload inventory as presented in the model annual report. The classification structure and definitions serve as models of preferred terminology and meanings for purposes of statewide and national comparison. The structure in the first edition of the dictionary covers those data elements essential for classifying court caseload inventory and manner of disposition.

Both of these documents must be viewed as a logical first step in promoting comparable court statistics. They were not available to states in time to affect their reporting systems or the national-level 1976 annual report, and will not affect state production of data for the 1977 through 1979 annual reports (because states have already completed the collection of data for these years). Even so, some effects will be noticeable in each succeeding national-level annual report.

Future versions of the model annual report and model statistical dictionary will consider development of finer levels of detail, expansion of the classification structure, and addition of other significant information.

The State Court Organization, 1980 is also related to the annual report in that it contains the types of organizational information most often sought by court administrators and researchers.

The NCSP technical assistance effort also is interwoven with the annual report national statistical series. This is accomplished by helping states adopt the suggestions in the model annual report and model statistical dictionary and by proactive identification of particular state systems that could benefit from technical assistance directed at helping resolve existing methodological problems of classification structure, terminology, definition of local data-reporting procedures, and data handling/transformation procedures. To the extent that such technical assistance suggestions are adopted, individual states directly benefit and the annual report national statistical series indirectly benefits.

The process of building toward meaningful statistics takes time. Concurrent with expanding and refining the annual report national statistical series, the NCSP effort must encourage movement toward quality and precision in state court statistics. The necessarily long-term nature of this evolutionary process will contribute greatly to year-to-year improvements and enhancements of the statistical series. Given the complexity of the problems being faced, building toward comparability, quality assurance, and appropriate detail is a necessary incremental process. It is in this light that the NCSP presents the data and analysis contained in the Annual Report, 1978.

Part I
1978 State court caseload
summary statistics

Part I

1978 State court caseload summary statistics

The summary tables in Part I display the 1978 caseflow of appellate courts and trial courts for the 50 states, the District of Columbia, Guam, and Puerto Rico.

Measures of analysis used on summary tables

Several devices are used in the summary tables for analyzing the caseload data. The measures selected for use in the tables vary according to the data being analyzed. A brief explanation of each measure and its use in describing the court's caseload will be given.

Disposed as a percent of filed. This measure represents the percent of the number of filed cases that the court was able to dispose. The percent is computed by dividing the number of cases filed by the number disposed and then multiplying by one hundred. A percent over one hundred indicates that the court disposed more cases than were filed, thus reducing pending caseload. A percent significantly less than one hundred indicates that the court is not keeping up with the volume of cases being filed. This measure was not computed if the number of cases filed was less than ten or if the quantity of missing data (indicated by "i" or "p" footnotes) made it inappropriate.

End pending as a percent of filed. This figure gives the percent of the number of filed cases that were pending at the end of the year. This measure is computed by dividing the number of cases pending at the end of the year by the number of cases filed and then multiplying by one hundred. A value of one hundred percent indicates that the number of cases pending at the end of the year was equal to the number of cases filed during the year. A value higher than one hundred percent indicates a pending caseload larger than cases filed, while a value lower than one hundred percent indicates a pending caseload smaller than the number of cases filed. We expect this number to be low for case types such as traffic that have relatively quick disposition times, but it will be larger for torts and other case types that usually take longer to process. This percent was not computed if the number of cases filed was less than ten or if the quantity of missing data (indicated by "i" or "p" footnotes) made it inappropriate.

Number change in pending caseload. This number gives the net increase or decrease in pending caseload for the court year by subtracting the number of cases pending at the beginning of the year from the number of cases pending at the end of the year. An alternative to this calculation, subtracting the number disposed from the number filed, was used when pending data were not available or incomplete. When this alternate formula was used, the resulting number was enclosed in parentheses. A positive

number indicates that the pending caseload increased during the year while a negative number indicates that the pending caseload was reduced in size. Thus, a large negative change in pending indicates that the court is keeping the caseflow current, while a large positive change in pending would indicate that the court has not kept pace with its filings.

Percent change in pending caseload. This percentage indicates the change in pending cases relative to the number of cases pending at the beginning of the year, and is obtained by dividing the number change in pending caseload by the number of cases pending at the beginning of the year and then multiplying by one hundred. (This figure cannot be calculated if the alternative formula described above was used to calculate the number change in the pending caseload.) A high negative percent indicates that the court reduced its pending caseload significantly, while a high positive percent indicates that the pending caseload increased significantly. This measure was not computed if the number of beginning pending cases was less than ten or if the jurisdiction of the court changed significantly during the year.

Filed per unit of population. The unit of state population used on all court caseflow charts is 100,000. This measure compensates for variations in state population and gives a more realistic basis for comparison of caseloads among states of various sizes. If the number of filings was not available or was not complete (indicated by an "i" footnote) but the number of dispositions was available, the number of cases disposed per unit of population was entered in this column in place of the number of cases filed per population unit, and the use of this alternative quantity was indicated by enclosing it in parentheses. Population figures used in the criminal tables represent the 18-year-old-plus state population. The number under 18 was used for the juvenile tables. If all other factors (court jurisdiction, case definition, etc.) are similar, the filed per unit of population statistic will permit direct comparisons among states of the number of filed cases. For civil cases in trial courts, this measure will indicate, among other things, the propensity to litigate among the citizens in a given state.

Disposed and end pending per unit of population. These measures are displayed in appellate court tables, with 100,000 as the unit of population. If all other factors (court jurisdiction, discretionary jurisdiction, case definition, etc.) are similar, the disposed and end pending per 100,000 population statistics permit direct comparisons among states of the number of disposed and end pending cases.

Filed and disposed per judge. These measures are displayed in appellate court tables. If all

other factors (court jurisdiction, discretionary jurisdiction, case definition, panels in the court, etc.) are similar, these measures will permit comparison of caseload per judge.

The necessity for caution when making any comparisons among states must be repeated. This warning holds true especially for comparisons using any of the above measures.

Appellate court summary statistics

In this section, tables are presented to show the caseload and caseflow of appellate courts in 1977. Appellate courts are subdivided into courts of last resort (the final court of appeal within a particular state) and intermediate appellate courts (courts whose primary work is the disposition of initial appeals received from trial courts of general jurisdiction or administrative agencies, and whose decisions are usually subject to appeal or review by a court of last resort within a given state). For purposes of data presentation in some tables, the courts of last resort have been divided further into courts of last resort in states with intermediate appellate courts and courts of last resort in states without intermediate appellate courts. All appellate courts reported at least some caseload data.

Data presented in the following tables were compiled from all data that were available, both in annual reports and in unpublished data provided by individual appellate court clerks and state court administrators. Therefore, these data cannot be found in published annual reports alone. The sources of data from each court are shown in the individual court profiles in Part II and in Appendix A.

Three factors prevent comparability from state to state of these appellate court caseload data. These are variations in court jurisdiction, variations in case classification, and variations in the way cases are counted.

Major variation from state to state in court jurisdiction among appellate courts results from the kind and amount of discretionary jurisdiction over initial appeals granted to courts of last resort and to intermediate appellate courts. States having both levels of appellate courts generally direct the more difficult appeals to the court of last resort, but these are not necessarily the same types of cases in every state. Similarly, trial courts of general jurisdiction in some states have incidental appellate jurisdiction. These courts may receive a large portion of the initial appeals, while other states that do not assign appellate jurisdiction to general jurisdiction courts will have all of their appeals heard in the appellate courts. In these states the appellate courts will have a much higher filing rate, but not necessarily more workload than in those states where appeals are heard in general jurisdiction courts.

These differences in appellate jurisdiction mean that the types of appellate cases will vary from state to state and that the types of issues presented will also vary in complexity. For example, criminal appeals may require less judge time than civil appeals, but the proportion of criminal appeals heard in any level of court is not the same in all states. Another example is found in the number of original jurisdiction cases. The number of and time consumed by these cases is affected by

several variables, including whether or not state statutes require that collateral attacks on criminal convictions be filed originally in the trial court or in the appellate court.

Another variation in appellate court jurisdiction is in the amount of discretion in jurisdiction granted to the court. The amount of time needed to decide whether or not to hear a discretionary appeal is usually much less than the time required to hear a mandatory appeal case. The ordinary appeal of right, however, is generally less complex to decide than an appeal allowed after the exercise of discretionary jurisdiction. These variations in jurisdiction make caseload comparisons among appellate courts extremely difficult.

The second major variation in appellate court data arises in the classification of cases. The types of actions included as filings may involve time spans that vary from a few minutes to several months of judge time. Original jurisdiction cases and requests for leave to appeal generally require less judge time than appeals, while appeals of right are less complex and less time-consuming than appeals allowed through discretionary jurisdiction. Many of the problems in comparability result from the various ways in which courts classify these different types of cases. Some courts report only total filings with no indication as to the types of cases included or the proportion of the caseload each type accounts for. Other courts report only what they have designated as appeals. Still other courts classify all types of cases by case category. Often definitions are not given for the case categories. The types of cases classified as appeals present a difficult problem. Requests for bail pending appeal, requests for delayed appeal, and petitions to stay the lower court ruling pending appeal generally are not considered appeals, but are counted as such in some courts. The appeals caseload will be inflated in these states. Comparison of appellate caseload is difficult because of these kinds of variations in the classification of the cases being counted.

The final variation in appellate court case data results from differences in when cases are counted and how they are counted. Some courts count cases as soon as the notice of appeal is filed while others count them at a later event, such as the filing of the record or the filing of the appellant's brief. The latter method will exclude those cases that are withdrawn before the counting point. Courts may inflate or deflate their caseload by the way they count appeals of criminal convictions for two or more defendants, by whether cross appeals are counted as separate cases, and by the way they count appeals granted through discretionary jurisdiction. Courts with discretionary jurisdiction sometimes report the total number of cases filed without distinguishing between mandatory and discretionary jurisdiction cases; or they separate mandatory and discretionary cases filed but do not indicate the number of requests for discretionary review granted; or they provide separate data for mandatory cases, discretionary jurisdiction granted, and discretionary jurisdiction denied; or they combine mandatory jurisdiction cases and cases accepted for review, but report separately the total number of petitions for review filed, resulting in double counting of granted petitions for review.

In trying to deal with these many variations in case data, the National Court Statistics Project

has presented as much information as possible about the caseload. The jurisdiction of each court is outlined briefly in the court system chart for each state located in Part II of this report. Also presented in each court statistical profile in Part II is any available information about case category classification or how and when cases are counted. Because the deciding of appeals is the primary function of the appellate courts, data on appeals should be separated from data on procedural matters. Unfortunately, data on appeals were not reported by states in sufficient detail to separate all appellate caseloads into categories. In the detailed caseload tables (Tables 3 and 4) appeals have been distinguished from original proceedings, requests to appeal, and sentence review only cases, for courts of last resort and for intermediate ap-

pellate courts whenever such data were available. Even so, the significant differences in the definition and classification of cases in appellate courts have led the NCSP staff to define appellate caseload to include as 'cases' any appeal, any original proceeding, any request to appeal, or any sentence review only case.

The appellate tables that follow (Numbers 1 through 13) are sequenced from the presentation of general data to more specific analytical tables. The tables present general caseload, various analyses of caseload, civil and criminal break-downs, and time-to-disposition of appeals. The last two tables (Tables 12 and 13) present 10-year trends in filings for those states reporting total case data for 5 or more years, as well as the number and percent change in filings for these courts.

TABLE 1: Reported and estimated national caseload for courts of last resort, intermediate appellate courts, and all appellate courts, 1978.
Estimated cases per judge and per 100,000 population

Reported and estimated caseload	Beginning pending	Filed	Disposed	End pending
All appellate courts				
Reported cases.....	51,318	145,998	132,795	55,831
Number of states reporting complete data.....	32	41	44	33
Percent of population represented by complete data	43%	68%	76%	44%
Estimated national totals.....		149,500	146,000	
Courts of last resort				
Reported cases.....	18,654	53,657	50,792	21,028
Number of states reporting complete data.....	34	42	55	35
Percent of population represented by complete data	51%	66%	80%	52%
Percent of variance explained (R ²).....		98%	98%	
Estimated national totals.....		57,000	54,000	
Intermediate appellate courts				
Reported cases.....	32,664	92,341	82,003	34,803
Number of states reporting complete data.....	19	25	25	19
Percent of population represented by complete data	52%	84%	91%	52%
Percent of variance explained (R ²).....		99%	99%	
Estimated national totals.....		92,500	92,000	
Estimated cases per judge				
All appellate courts.....		172	168	
Courts of last resort.....		165	156	
Intermediate appellate courts.....		178	177	
Estimated cases per 100,000 population				
All appellate courts.....		67	66	
Courts of last resort.....		25	24	
Intermediate appellate courts.....		51	50	

Note: The only data included in this table are those from the 50 states and the District of Columbia. Data from Puerto Rico are not included in this table. For inclusion on this table, a case is any appeal, any original proceeding, or any request to appeal. To ascertain the states that reported data in any category, refer to Table 2.

Reported cases:

The reported cases figures contain all data reported for any appellate court in the 50 states and the District of Columbia, whether or not the data were complete. These figures are different from those given on Tables 2, 3, and 4 since total figures reported on those tables include complete data only, and include the Supreme Court of Puerto Rico.

Number of states reporting complete data:

The number of states that reported complete data for that type of court, that is, data that did not have footnotes "i" or "p" attached. All 50 states and the District of Columbia have courts of last resort. Only 27 states had intermediate appellate courts during 1978.

Percent of population represented:

State population figures used for all appellate courts and courts of last resort are from the revised 1978 Bureau of Census estimates and total 222,093,000 for the 50 states and the District of Columbia. Bureau of Census estimates for the population in the 27 states with intermediate appellate courts in 1978 totaled 182,216,000. The percent of population represented for each caseload category is based on the appropriate total population figure.

Estimated national totals:

Estimated national totals for 1978 are the cumulative totals of all reported data that were complete plus the estimated data for each state not reporting complete data. The procedure used to estimate incomplete or missing data is discussed in Appendix A of this volume.

Estimated cases per judge:

There were 867 judges assigned to appellate courts in 1978: 346 in courts of last resort, and 521 in intermediate appellate courts. The estimated number of cases in each of the categories was divided by the number of judges serving that level of court.

Estimated cases per 100,000 population:

Estimated cases per 100,000 population were calculated by dividing the estimated national totals by the appropriate population figure, 2220.93 for all appellate courts and courts of last resort, and 1822.16 for intermediate appellate courts.

TABLE 2: Reported appellate court caseload for courts of last resort, intermediate appellate courts, and all appellate courts, 1978. Number and percent change in pending. Number of courts of last resort and intermediate appellate courts. Number of judges in each appellate court. State population. Reported national totals with number of states reporting and percent of population represented

State	Court of last resort				Intermediate appellate courts				All appellate courts				Number of courts		1978 state population				
	Beginning pending	Filed	Dis-posed	End pending	Beginning pending	Filed	Dis-posed	End pending	Change In Num-ber	Per-cent	Beginning pending	Filed	Dis-posed	End pending	Last resort	Inter-mediate	Inter-mediate rate	In thousands	
																			Inter-mediate rate
Alabama--STATE TOTAL.....	0	667 (55)°	667 (55)°	0	688	1,273	1,184	777	89	13	688	1,940	1,851	777	1	2	9	8c	3,834
Court of Civil Appeals.....	--	--	--	--	140	361	346	155	15	11	--	--	--	--	--	--	--	3	--
Court of Criminal Appeals.....	--	--	--	--	548	912	838	622	74	14	--	--	--	--	--	--	--	5c	--
Alaska.....	554	630	560	624	70	13	--	624	554	--	554	630	560	624	1	0	5	--	401
Arizona.....	165	1,111	1,065	211	46	28	2,229	1,482	-46	-3	1,693	3,294	3,294	1,693	1	1	5	12	2,518
Arkansas.....	350	584	657	277	-73	-21	--	--	--	--	350	584	657	277	1	0	7	--	2,241
California.....	4,012 (273)°	3,706 (273)°	3,706 (273)°	0	5,163 (273)°	12,337	13,211	5,523 (273)°	(-874)	--	5,163 (273)°	16,349	16,917	5,523 (273)°	1	1	7	56	22,839
Colorado.....	374	854	893	335	-39	-10	1,001	1,002	118	13	1,258	1,973	1,894	1,337	1	1	7	10	2,767
Connecticut.....	487 (474)	474 (474)	418	608 (474)	121 (25)	25 (25)	--	--	--	--	487 (474)	474 (474)	418	608 (474)	1	0	6	--	3,095
Delaware.....	287	361	319	329	42	15	--	--	--	--	287	361	319	329	1	0	5	--	598
District of Columbia.....	1,161	1,305	1,367	1,109	-52	-5	--	--	--	--	1,161	1,305	1,367	1,109	1	0	9	--	670
Florida.....	1,119	2,740	2,494	1,563	244	22	9,692	9,692	(-129)	--	1,119 (24)	12,305	12,186	1,363 (24)	1	1	7	39	9,132
Georgia.....	1,506 (113)°	1,530 (113)°	1,530 (113)°	0	2,000	0	--	--	0	--	2,000	3,506	1,550 (0)	0	1	7	9	--	5,286
Hawaii.....	483	374	187	670	187	39	--	--	--	--	483	374	187	670	1	0	5	--	929
Idaho.....	469	340	301	508	39	8	--	--	--	--	469	340	301	508	1	0	5	--	911
Illinois.....	369	1,250 (185)°	1,246 (185)°	383	14	4	3,913	4,411	-61	-2	4,282	5,661	5,718	4,235	1	1	7	34	11,434
Indiana.....	150	466 (29)°	507 (29)°	109	-41	-27	752	896	847	49	7	902	1,354	910	1	0	7	12	5,446
Iowa.....	848	1,490 (16)°	1,445 (16)°	880	32	4	92	370 (16)°	384	78	940	1,860 (16)°	1,829	958	1	1	9	7	2,919
Kansas.....	398 (156)°	156 (14)°	402 (14)°	224	385	792	465	712	327	85	743	2,353 (85)°	867	936	1	1	7	7	2,533
Kentucky.....	214	771 (134)°	736 (134)°	249	35	16	1,141	1,751	-165	-14	1,355	2,342	2,472	1,225	1	1	7	14	3,611
Louisiana.....	2,405 (472)°	2,645 (472)°	2,645 (472)°	890	(-240)	22	909	2,386	2,378	917	909 (240)	4,789	5,023	917 (240)	1	1	7	27	4,073
Maine.....	411	422	538	295	-116	-28	--	--	--	--	411	422	538	295	1	0	7	--	1,115
Maryland.....	13	585 (92)°	570 (92)°	28	15	115	153	1,644 (21)°	1,685 (21)°	112	166	2,229	2,295	140	1	1	7	13	4,212
Massachusetts.....	476 (476)	476 (476)	476 (476)	476 (476)	1,050	1,020	1,020	1,020	(30)	--	1,050	1,526	1,020	850 (30)	1	1	7	6	5,743
Michigan.....	697	1,636 (92)°	1,487 (92)°	890	153	22	5,248	4,957	(311)	--	697	6,884	6,424	850 (311)	1	1	7	18	9,202
Minnesota.....	5	1,117 (1)°	688 (1)°	431	--	--	--	--	--	--	5	1,117	688	431	1	0	9	--	4,005
Mississippi.....	556	774	892	438	-118	-21	--	--	--	--	556	774	892	438	1	0	9	--	2,488
Missouri.....	192	615	676	131	-61	-32	1,966	2,255	137	7	2,158	2,870	2,794	2,234	1	1	7	22	4,871
Montana.....	438 (42)	517	475	646 (42)	27 (6)	6 (6)	--	--	--	--	438 (42)	517	475	646 (42)	1	0	5	--	784
Nebraska.....	438 (42)	646 (42)	631 (42)	667 (42)	27 (6)	6 (6)	--	--	--	--	438 (42)	646 (42)	631 (42)	667 (42)	1	0	7	--	1,561
Nevada.....	467	1,031	831	667	200	43	--	--	--	--	467	1,031	831	667	1	0	5	--	719
New Hampshire.....	169	310	318	161	-8	-5	--	--	--	--	169	310	318	161	1	0	5	--	894
New Jersey.....	393 (1,016)°	1,078 (1,078)°	1,078 (1,078)°	534 (1,078)°	141 (36)	36 (36)	5,736	6,098	5,610	488	9	6,129	7,114	6,688	1	1	7	21	7,356
New Mexico.....	169	654 (33)°	626 (33)°	197	28	17	218	539	463	294	387	1,193	1,089	491	1	1	5	5	1,252
New York--STATE TOTAL.....	2,223 (177)°	3,298 (177)°	3,298 (177)°	10,599	11,034	--	10,599	11,034	--	--	2,223 (177)°	12,822	14,332	10,599	1	2	7	33c	17,720
Appellate Divisions of the Supreme Court.....	--	--	--	--	--	--	8,384	9,213	--	--	--	--	--	--	--	--	--	24c	--
Appellate Terms of the Supreme Court.....	--	--	--	--	--	--	2,215	1,821	(394)	--	--	2,215	1,821	--	--	--	--	9	--
North Carolina.....	31 (54)	541 (60)°	487 (65)°	50 (54)	--	--	1,525	1,446	(79)	--	31 (54)	2,066	1,933	50 (54)	1	1	7	9	5,739
North Dakota.....	15 (179)	278 (179)	179 (179)	121 (179)	--	--	--	--	--	--	15 (179)	278 (179)	179 (179)	121 (179)	1	0	5	--	651
Ohio.....	1,593 (91)°	1,699 (91)°	1,699 (91)°	1,886 (91)°	(-106)	--	4,628	7,546	7,366	4,789	4,628	9,139	9,065	4,789	1	1	7	44	10,795
Oklahoma--STATE TOTAL.....	1,572 (1,729)	1,494 (56)°	1,494 (56)°	1,886 (1,886)	(235)	--	129	449	462	116	-13	2,178	1,996	2,002	2	1	12	6	2,913
Supreme Court.....	1,346 (1,029)	854 (38)°	854 (38)°	1,504 (1,504)	(175)	--	--	--	--	--	--	--	--	--	1	--	9	--	--
Court of Criminal Appeals.....	226	700 (18)°	640 (18)°	382	156	69	--	--	--	--	--	--	--	--	1	--	3	--	--
Oregon.....	468	594 (45)°	811 (45)°	251 (45)°	-217	-46	1,024	3,106	2,684	1,446	1,024	3,700	3,495	1,697	1	1	7	10	2,510
Pennsylvania--STATE TOTAL.....	1,944 (155)°	--	--	--	7,692	--	7,692	--	--	--	1,944 (155)°	9,636	--	--	1	2	7	16	11,865
Superior Court.....	--	--	--	--	4,495	--	4,495	--	--	--	--	--	--	--	--	--	--	7	--
Commonwealth Court.....	389	1,136	1,245	280	-109	-28	--	--	--	--	389	1,136	1,245	280	1	0	7	--	3,115
Puerto Rico.....	521	445	408	598	37	7	--	--	--	--	521	445	408	598	1	0	5	--	957

TABLE 3: Detailed category caseload for courts of last resort, 1978. Appeals, original proceedings, requests to appeal, sentence review only, and total cases. Reported national totals with number of states reporting and percent of population represented

State and court title	Beginning pending						Filed						Disposed						End pending						
	Appeals	Original proceedings	Requests to appeal	Sentence review only	Total cases		Appeals	Original proceedings	Requests to appeal	Sentence review only	Total cases		Appeals	Original proceedings	Requests to appeal	Sentence review only	Total cases		Appeals	Original proceedings	Requests to appeal	Sentence review only	Total cases		
Alabama--Supreme Court.....	0	0	0	0	0		381	93	248	667 (55)e		381	93	193 (55)e	667 (55)e		0	0	0	0	0	0	0	0	0
Alaska--Supreme Court.....	468	4	43	39	554		391	27	156	630		391	25	136	630		506	6	61	51	624		506	6	61
Arizona--Supreme Court.....	69	96	NH	NH	165		192	919	NH	1,111		161	904	NH	1,065		100	111	NH	211		100	111	NH	211
Arkansas--Supreme Court.....	334	16	NH	NH	350		516	68	NH	584		585	72	NH	657		265	12	NH	277		265	12	NH	277
California--Supreme Court.....	X	X	X	X	374		218	283	353	854		90	749	2,867 (273)e	3,706 (273)e		X	X	X	X		X	X	X	X
Colorado--Supreme Court.....	487				487		474			474		353			418		608					608			
Connecticut--Supreme Court.....	287	(J)	NH	NH	287		361	(J)	NH	361		310	(J)	NH	319		320	(J)	NH	329		320	(J)	NH	329
District of Columbia--Court of Appeals.....	X	X	X	X	1,161		X	X	X	1,305		X	X	X	1,367		X	X	X	X		X	X	X	X
Florida--Supreme Court.....	X	X	X	X	1,119		467	511	1,762	2,740		405	521	1,573	2,494		X	X	X	X		X	X	X	X
Georgia--Supreme Court.....	475	8			483		358	16	X	1,506 (113)e		977	NH	553 (113)e	1,530 (113)e		667	3	NH	670		667	3	NH	670
Hawaii--Supreme Court.....	458	11			469		323	17	340	374		166	21	187		503	5		508		503	5		508	
Idaho--Supreme Court.....	169	15	185		369		77	111	1,062	1,250 (185)e		255	113	878 (181)e	1,246 (185)e		172	13	188	383		172	13	188	383
Illinois--Supreme Court.....	X	X	X	X	150		X	X	X	466 (29)e		262	58	187 (29)e	507 (29)e		X	X	X	109		X	X	X	109
Indiana--Supreme Court.....	307	X	X	X	848		X	X	X	1,490 (16)e		1,281	9	144 (X)e	1,445 (16)e		275	X	X	880		275	X	X	880
Iowa--Supreme Court.....	351	7			358		131	25	500	771 (134)e		300	25	77 (14)e	402 (14)e		196	7	21	224		196	7	21	224
Kansas--Supreme Court.....	X	X	150		214		563	29	1,813	2,405 (472)e		967	56	1,622 (472)e	2,645 (472)e		X	X	249		X	X	X	249	
Kentucky--Supreme Court.....	369	0	NH	42	411		365	2	NH	55		477	2	NH	538		257	0	NH	38		257	0	NH	38
Louisiana--Supreme Court.....	13	0	0		13		82	12	491	482 (92)e		159	12	399 (92)e	570 (92)e		28	0	0	28		28	0	0	28
Maine--Supreme Court.....	X	X	X	X	697		476			476		X	X	1,230 (92)e	1,487 (92)e		X	X	X	850		X	X	X	850
Maryland--Court of Appeals.....	4	0	1		5		844	127	146	1,117 (1)e		492	103	93 (1)e	688 (1)e		357	22	52	431		357	22	52	431
Massachusetts--Supreme Judicial Court.....	553	3			556		656	118		774		776	116		892		433	5		438		433	5		438
Michigan--Supreme Court.....	110	X	X	X	192		155	X	X	615		183	184	309	676		82	X	X	131		82	X	X	131
Minnesota--Supreme Court.....	438	(J)			438		368	149		517		X	X	X	475		465	(J)		465		465	(J)		465
Mississippi--Supreme Court.....	X	X	X	X	467		836	195		1,031		631	(J)		831		667			667		667			667
Missouri--Supreme Court.....	X	X	X	X	169		272	38		310		X	X	X	318		X	X	X	161		X	X	X	161
Montana--Supreme Court.....	176	34	183		393		86	64	866	1,016 (107)e		218	66	794 (107)e	1,078 (107)e		151	32	351	534		151	32	351	534
Nebraska--Supreme Court.....	X	X	X	X	169		273	201	174	654 (33)e		280	217	123 (33)e	626 (33)e		X	X	X	197		X	X	X	197
Nevada--Supreme Court.....	X	X	X	X	311		531	3	1,692	2,223 (177)e		594	X	2,704 (177)e	3,298 (177)e		X	X	X	501		X	X	X	501
New Hampshire--Supreme Court.....	15	X			15		116	4	422	541 (60)e		168	41	335 (65)e	487 (65)e		X	X	X	50		X	X	X	50
New Jersey--Supreme Court.....	X	X	X	X	468		274	158	408	594 (45)e		X	X	339 (45)e	811 (45)e		X	X	X	251		X	X	X	251
New Mexico--Supreme Court.....	X	X	X	X	1,572		153	174	1,266	1,593 (91)e		290	179	1,230 (91)e	1,699 (91)e		X	X	X	1,886		X	X	X	1,886
New York--Court of Appeals.....	X	X	X	X	1,346		906	219	189	1,729 (56)e		790	478	218 (56)e	1,494 (56)e		X	X	X	1,504		X	X	X	1,504
North Carolina--Supreme Court.....	X	X	X	X	258		621	219	189	1,029 (38)e		524	196	134 (38)e	854 (38)e		X	X	X	382		X	X	X	382
North Dakota--Supreme Court.....	X	X	X	X	468		285	18	X	700 (18)e		266	282	84 (18)e	640 (18)e		X	X	X	251		X	X	X	251
Ohio--Supreme Court.....	180	21	188		389		818	158	408	594 (45)e		X	X	339 (45)e	811 (45)e		X	X	X	280		X	X	X	280
Oklahoma--STATE TOTAL.....	X	X	X	X	1,572		216	35	1,126	1,944 (155)e		310	32	903	1,245		66	24	170	280		66	24	170	280
Oregon--Supreme Court.....	X	X	X	X	346		287	45	113	445		X	X	X	408		X	X	X	558		X	X	X	558
Pennsylvania--Supreme Court.....	264	0			264		684	30		714		X	X	X	684		X	X	294		X	X	X	294	
Rhode Island--Supreme Court.....	X	X	X	X	315		229	27	23	279 (31)e		306	9	16 (31)e	331 (31)e		X	X	X	263		X	X	X	263
South Carolina--Supreme Court.....	X	NH			315		138	NH	675	813 (82)e		278	NH	593 (82)e	871 (82)e		X	NH	X	2,918		X	NH	X	2,918
Texas--STATE TOTAL.....	X	X	251		2,197		3,161	4	2,777	5,942 (204)e		2,756	20	2,416 (234)e	5,192 (234)e		X	X	X	184		X	X	X	184
Tennessee--Supreme Court.....	X	X	216	NH	258		23	4	1,043	1,070 (87)e		104	20	991 (117)e	1,115 (117)e		X	X	X	152		X	X	X	152
Utah--Supreme Court.....	1,904	NH	35		1,939		3,138	NH	1,734	4,872 (117)e		2,652	NH	1,425 (117)e	4,077 (117)e		2,507	NH	227	2,734		2,507	NH	227	2,734
Vermont--Supreme Court.....	287	2			289		348	11		359		346	12		358		291	1		292		291	1		292

	136	70	542	748	(237) ^e	X	X	1,846 (237) ^e	230	271	1,430 (237) ^e	1,931 (237) ^e	192	114	469	775
Virginia--Supreme Court.....	224	7	180	411	183	10	461	654	231	12	491	754	176	5	150	331
Washington--Supreme Court.....	15	X	43	61	0 (257) ^e	371	337	713 (1257) ^e	201	371	163 (182) ^e	740 (182) ^e	71	X	35	109
West Virginia--Supreme Court of Appeals..	742	0	0	742	895	6		913 ^f	668	98	62	838	972	0	0	972
Wisconsin--Supreme Court.....	X	X	NH	122	147	10	NH	157	X	X	NH	147	X	X	NH	132
Wyoming--Supreme Court.....	6,624	294	1,668	81	15,749	18,845	3,916	17,520	4,851	19,632	121	46,886	7,028	360	1,794	89
Reported national totals ^g	25	19	13	2	35	44	34	71 ^h	78 ⁱ	66 ^j	73 ^k	80 ^l	24	18	14	2
Number of states reporting ^g	34 ^m	23 ⁿ	29 ^o	52 ^p	84 ^q	54 ^r	54 ^r	58 ^s	58 ^s	58 ^s	58 ^s	58 ^s	58 ^s	58 ^s	58 ^s	58 ^s
Percent of population represented ^g																

Note: For inclusion on this table, a case is defined as any appeal, original proceeding, request to appeal, or sentence review only case.
 All available data are entered in the table. Blank spaces indicate that the data are not available.
 Number in parentheses, representing the number of requests to appeal that were granted, were not included in any of the calculations.
 NH = This case type is not handled in this court.
 X = The data for this case type are known to be included in the total but were not available by category.

^eCases are not included in the total to avoid double counting:
 A request to appeal granted is not counted as a disposed request to appeal or as a filed appeal. It is counted as a disposition only when the resulting appeal is disposed. The numbers of requests to appeal granted are the figures appearing in parentheses. These numbers were not included in any of the calculations.
^fData are not complete:
 California--Total original proceedings filed and disposed include miscellaneous matters only.
 Connecticut--Total cases pending and filed include appeals only.
 Indiana--The number of original petitions to transfer granted was not available, and is therefore not included in the total appeals filed, total cases filed, requests to appeal disposed, or total cases disposed.
 Iowa--Total appeals pending data do not include civil appeals, postconviction remedy cases, or appeals of administrative agency cases.
 Kansas--Total cases beginning pending and filed do not include requests to appeal.
 Nebraska--Total cases data include appeals and original jurisdiction cases only.
 New Jersey--Not all requests to appeal are included in the pending and filed data. Dispositions are complete.
 New York--Filing data do not include all requests to appeal. Dispositions are complete as reported.
 North Carolina--Pending data reported include data do not include all requests to appeal.
 North Dakota--Beginning pending figure for total cases does not include writs requesting original jurisdiction cases. Filled and pending total case figures do not include original jurisdiction, advisory opinion, or request to appeal cases. Disposed total case figure does not include original jurisdiction cases, advisory opinion cases, or request to appeal cases other than writs requesting original jurisdiction. Filled and disposed original proceeding figures do not include original jurisdiction or advisory opinion cases.

OKlahoma--Total cases pending do not include certiorari cases pending.
 Utah--Total cases disposed include only those cases disposed by opinion or dismissed.
 Wisconsin--Total cases filed figure does not include requests to appeal cases.
 Explanation of data included in the category:
 California--The figure given for the number of appeals disposed represents the number of opinions written during the year.
 Colorado--Total cases filed includes two requests for stay pending appeal that were filed during the time period.
 Delaware--Appeals data reported also include original applications, advisory opinions, and certifications.
 Kansas--Appeals filed include ten civil and agency and eight criminal appeals transferred from the Court of Appeals.
 Michigan--A few original jurisdiction cases are included with the appeal and request to appeal figures.
 Nebraska--The few original jurisdiction cases that the court handles are included in with the appeals figures.
 South Dakota--The appeals figure filed included reinstated cases.
 Additional matters:
 Maryland--The Court of Appeals also reviewed 63 bar admittance matters.

^gReported national totals:
 The reported national totals included only data for states reporting data in the caseflow category for all courts in the state. Only complete data were included in the national totals. Figures marked with an "m" footnote were not included; those marked with a "j" were included. The numbers of request to appeal granted that appear in parentheses were not included in the totals to avoid double counting (see footnote "en").
 Number of states reporting:
 Reported cases for appeals and total cases are from the 50 states, the District of Columbia, and Puerto Rico. Reported cases from original proceedings and requests to appeal are from the 50 states and 49 states handling original proceedings and request to appeal, respectively.
 Percent of population represented:
 State populations used are the revised Bureau of Census estimates and total 225,208,000 from the 50 states, the District of Columbia, and Puerto Rico. The total population is 215,460 for the 50 states handling original proceedings and 218,305 for the 47 states handling requests to appeal.

TABLE 4: Detailed category caseload for intermediate appellate courts, 1978.
 Appeals, original proceedings, requests to appeal, and total cases. Reported national totals with number of states reporting and percent of population represented

State and court title	Beginning pending				Filed				Disposed				End pending			
	Appeals	Original proceedings	Requests to appeal	Total	Appeals	Original proceedings	Requests to appeal	Total	Appeals	Original proceedings	Requests to appeal	Total	Appeals	Original proceedings	Requests to appeal	Total
Alabama--STATE TOTAL.....	688			688	1,273			1,273	1,184			1,184	777			777
Court of Civil Appeals.....	140			140	361			361	346			346	155			155
Court of Criminal Appeals.....	548 ^j		(j)	548	912 ^j		(j)	912	838 ^j		(j)	838	622 ^j		(j)	622
Arizona--Court of Appeals.....	1,495	33	NH	1,528	1,900	283	NH	2,183	1,991	238	NH	2,229	1,404	78	NH	1,482
California--Courts of Appeal.....	5,163		NH	5,163 ¹	7,465	4,872	NH	12,337	8,583	4,628	NH	13,211	5,523		NH	5,523 ¹
Colorado--Court of Appeals.....	884	NH		884	1,119	NH		1,119	1,001	NH		1,001	1,002	NH		1,002
Florida--District Courts of Appeal.....					8,373	667	523	9,563	8,496	569	627	9,692				
Georgia--Court of Appeals.....	0	0	0	0	X	X	X	2,000					0	0	0	0
Illinois--Appellate Court.....	3,913	NH	NH	3,913	4,411	NH	NH	4,411	4,472	NH	NH	4,472	3,852	NH	NH	3,852
Indiana--Court of Appeals.....	752	NH		752	896	NH		896	847	NH		847	801	NH		801
Iowa--Court of Appeals.....	92 ^j	NH	NH	92	370 ^j	NH	NH	370	384 ^j	NH	NH	384	78 ^j	NH	NH	78
Kansas--Court of Appeals.....	385			385	792			792	465			465	712			712
Kentucky--Court of Appeals.....	1,120	19	2	1,141	1,494	74	3	1,571	1,657	75	4	1,736	957	18	1	976
Louisiana--Courts of Appeal.....	X	X		909	2,042	344		2,386	2,068	310		2,378	X	X		917
Maryland--Court of Special Appeals.....	153		0	153	1,391(21) ^a		X	1,644(21) ^a	1,453		232(21) ^a	1,685(21) ^a	112		0	112
Massachusetts--Appeals Court.....					1,050			1,050	1,020			1,020				
Michigan--Court of Appeals.....					3,703	X	X	5,248	X	X	X	4,937				
Missouri--Court of Appeals.....	1,919	X	X	1,966	1,895	357	3	2,255	1,761	X	X	2,118	2,053	X	X	2,103
New Jersey--Appellate Division of Superior Court.....	5,641		95	5,736	5,306		792	6,098	4,754		856	5,610	6,193		31	6,224
New Mexico--Court of Appeals.....	218			218	539			539	463			463	294			294
New York--STATE TOTAL.....					10,599 ^j	(j)		10,599 ¹	10,921 ^j	(j)		11,034				
Appellate Divisions of the Supreme Court.....					8,384 ^j	(j)		8,384 ¹	9,100 ^j	(j)		9,213				
Appellate Terms of the Supreme Court.....					2,215			2,215	1,821			1,821				
North Carolina--Court of Appeals....					1,174		351	1,525	1,133		313	1,446				
Ohio--Court of Appeals.....	4,405	223	NH	4,628	6,933	613	NH	7,546	6,743	623	NH	7,366	4,576	213	NH	4,789
Oklahoma--Court of Appeals.....	129	NH	NH	129	449	NH	NH	449	462	NH	NH	462	116	NH	NH	116
Oregon--Court of Appeals.....	1,024	NH	NH	1,024	3,106	NH	NH	3,106	2,684	NH	NH	2,684	1,446	NH	NH	1,446
Pennsylvania--STATE TOTAL.....					7,329		363 ^p	7,692 ¹								
Superior Court.....					4,495			4,495 ¹								
Commonwealth Court.....					2,834		363	3,197 ¹								
Tennessee--STATE TOTAL.....					1,415		9	1,424	X	X		1,558				
Court of Appeals.....		NH			730	NH		730	800	NH		800		NH		
Court of Criminal Appeals.....					685		9	694	X	X		758				
Texas--Courts of Civil Appeals.....	1,080	NH		1,080	2,172	NH		2,172	1,948 ^k	NH		1,948 ^k	1,304	NH		1,304
Washington--Court of Appeals.....	2,128	82	65	2,275	1,818	142	133	2,093	1,770	153	150	2,073	2,176	71	48	2,295
Reported national totals*.....	31,189	357	162	27,501	79,014	7,361	1,805 ^p	74,050	66,260	6,596	2,182	82,003	33,376	380	80	29,280
Number of states reporting*.....	19	5	5	19	26	9	6	25	23	7	6	5	19	5	5	19
Percent of population represented*.	63	19	21	52	97	47	27	84	83	40	27	91	63	19	21	52

Note: For inclusion on this table, a case is defined as any appeal, original proceeding, request to appeal or sentence review only case. All available data are entered in the table. Blank spaces indicate that the data are not available.

NH = This case type is not handled in this court.

X = The data for this case type are known to be included in the total but were not available by category.

^aCases not included in the total to avoid double counting:

A request to appeal granted is not counted as a disposed request to appeal or as a filed appeal. It is counted as a disposition only when the resulting appeal is disposed. The numbers of requests to appeal granted are the numbers appearing in parentheses in the table. These numbers are not included in the calculated national totals.

¹Data are not complete.

California--Total cases pending figures only include appeals pending.

New York--Appellate Divisions of the Supreme Court--Total cases filed does not include all original jurisdiction cases.

Pennsylvania--Superior Court--Total cases filed includes appeals only. Commonwealth Court total cases filed does not include requests to appeal.

^jExplanation of data included in the category:

Alabama--Court of Criminal Appeals-- Appeals data reported also include request to appeal case figures.

Iowa-- Sentence review only data are included with the figures given for appeals. Two of these cases were disposed during the year.

The numbers of these cases pending and filed during the year could not be identified.

New York--Appellate Divisions of the Supreme Court--Some original jurisdiction cases are included in with appeals in the filing and disposition data reported.

^kAdditional information:

Oregon--In 1978, the court heard oral arguments for 1,635 cases, and an additional 199 cases were submitted to the court on the record and attorney's briefs.

Texas--During 1978, 39 cases were granted a rehearing after disposition. These cases were subtracted from the total number disposed and were not added to the number filed to avoid double counting of cases.

^pData were not available for all courts in the state. These incomplete data were not included in the calculated national totals.

*Reported national totals:

The reported national totals include only data for states reporting data in the caseload category for all courts in the state. Incomplete data from California, Pennsylvania, and New York were not included in these national totals.

*Number of states reporting:

Reported cases for appeals and total cases are from the 27 states with intermediate appellate courts. Reported cases for original proceedings and requests to appeal are from the 20 states and 20 states, respectively, handling each case type.

*Percent of population represented:

State populations used are the revised Bureau of Census estimates and total 182,216,000 for the 27 states with intermediate appellate courts. The total population is 140,729,000 for the 20 states handling original proceedings and 126,288,000 for the 20 states handling requests to appeal. The percent of population represented for each caseload category is based on these total population figures.

TABLE 5: Caseload for courts of last resort in states with intermediate appellate courts, 1978.
State population. Disposed and end pending as a percent of filed. Number and percent change in pending. Filed and disposed per judge. Filed, disposed, and end pending per 100,000 population

State and court title	State population in thousands	Number of Judges	Beginning pending	As percent of filed			Change in pending		Per Judge		Per 100,000 population				
				Filed	Disposed	End pending	Dis-posed	End pend-Ing	Number	Per-cent	Filed	Dis-posed	End pending		
Alabama--Supreme Court.....	3,834	9	0	667 (55) ^o	667 (55) ^o	0	100	0	0	74	74	17	17	0	
Arizona--Supreme Court.....	2,518	5	165	1,111	1,065	211	96	19	46	28	222	213	44	42	8
California--Supreme Court.....	22,839	7		4,012 ¹ (273) ^o	3,706 ¹ (273) ^o		92		(306)		573	529	18	16	
Colorado--Supreme Court.....	2,767	7	374	854	893	335	105	39	-39	-10	122	128	31	32	12
Florida--Supreme Court.....	9,132	7	1,119	2,740	2,494	1,363	91	50	244	22	391	356	30	27	15
Georgia--Supreme Court.....	5,286	7		1,506 (113) ^o	1,530 (113) ^o		102		(-24)		215	219	28	29	
Illinois--Supreme Court.....	11,434	7	369	1,250 (185) ^o	1,246 (185) ^o	383	100	31	14	4	179	178	11	11	3
Indiana--Supreme Court.....	5,446	5	150	466 (29) ^o ¹	507 (29) ^o ¹	109	109		-41	-27	93	101	9	9	2
Iowa--Supreme Court.....	2,919	9	848	1,490 (16) ^o	1,445 (16) ^o	880	97	59	32	4	166	161	51	50	30
Kansas--Supreme Court.....	2,333	7	358 ¹	156 ¹ (14) ^o	402 (14) ^o	224			-134	-37	22 ¹	57	7 ¹	17	10
Kentucky--Supreme Court.....	3,611	7	214	771 (134) ^o	736 ¹ (134) ^o	249	95	32	35	16	110	105	21	20	7
Louisiana--Supreme Court.....	4,073	7		2,405 (472) ^o	2,645 (472) ^o		110		(-240)		344	378	59	65	
Maryland--Court of Appeals.....	4,212	7	13	585 (92) ^o	570 (92) ^o	28	97	5	15	115	84	81	14	14	1
Massachusetts--Supreme Judicial Court.	5,743	7		476 ¹							68 ¹		8 ¹		
Michigan--Supreme Court.....	9,202	7	697	1,636 (92) ^o	1,487 (92) ^o	850	91	52	153	22	234	212	18	16	9
Missouri--Supreme Court.....	4,871	7	192	615	676	131	110	21	-61	-32	88	97	13	14	3
New Jersey--Supreme Court.....	7,356	7	393 ¹	1,016 ¹ (107) ^o	1,078 (107) ^o	534 ¹			141 ¹	36 ¹	145 ¹	154	14 ¹	15	7 ¹
New Mexico--Supreme Court.....	1,252	5	169	654 (33) ^o	626 (33) ^o	197	96	30	28	17	131	125	52	50	16
New York--Court of Appeals.....	17,720	7		2,223 ¹ (177) ^o	3,298 (177) ^o						318 ¹	471	13 ¹	19	
North Carolina--Supreme Court.....	5,739	7	31 ¹	541 (60) ^o	487 (65) ^o	50 ¹	90		(54)		77	70	9	8	1 ¹
Ohio--Supreme Court.....	10,795	7		1,593 (91) ^o	1,699 (91) ^o		107		(-106)		228	243	15	16	
Oklahoma--STATE TOTAL.....	2,913	12	1,572 ¹	1,729 (56) ^o	1,494 (56) ^o	1,886 ¹	86		(235)		144	124	59	51	65 ¹
Supreme Court ^k	--	9	1,346 ¹	1,029 (38) ^o	854 (38) ^o	1,504 ¹	83		(173)		114	95	35	29	52 ¹
Court of Criminal Appeals ^k	--	3	226	700 (18) ^o	640 (18) ^o	382	91	55	156	69	233	213	24	22	13
Oregon--Supreme Court.....	2,510	7	468	594 (45) ^o	811 (45) ^o	251	137	42	-217	-46	85	116	24	32	10
Pennsylvania--Supreme Court.....	11,865	7		1,944 (155) ^o	(155) ^o ¹						278		16		
Tennessee--Supreme Court.....	4,462	5		813 (82) ^o	871 (82) ^o		107		(-58)		163	174	18	20	
Texas--STATE TOTAL.....	13,498	18	2,197	5,942 (204) ^o	5,192 (234) ^o	2,918	87	49	721	33	330	288	44	38	22
Supreme Court ^k	--	9	258	1,070 (87) ^o	1,115 (117) ^o	184	104	17	-74	-29	119	124	8	8	1
Court of Criminal Appeals ^k	--	9	1,939	4,872 (117) ^o	4,077 (117) ^o	2,734	84	56	795	41	541	453	36	30	20
Washington--Supreme Court.....	3,886	9	411	654	734	331	112	51	-80	-19	73	82	17	19	9

Note: For inclusion on this table, a case is defined as any appeal, original proceeding, request to appeal, or sentence review only case.

All available data are entered in the table and all appropriate calculations are included. Blank spaces indicate that either the data are not available or the calculations were not appropriate. Numbers in parentheses, representing the number of requests to appeal that were granted, were not included in any of the calculations.

-- = Not applicable.

^oCases are not included in the total to avoid double counting:

A request to appeal granted is not counted as a disposed request to appeal or as a filed appeal. It is counted as a disposition only when the resulting appeal is disposed. The numbers of requests to appeal granted are the numbers appearing in parentheses in the table. These numbers were not included in any of the calculations.

¹Data are not complete:

California--Total filed and disposed figures do not include any original proceedings cases.

Indiana--Filed and disposed data in parentheses do not include the number of criminal petitions to transfer (requests to appeal) that were granted.

Kansas--No beginning pending or filed data were available for request to appeal cases; these cases are not included in the total cases beginning pending or filed categories.

Massachusetts--Total cases filed do not include any original proceedings or requests to appeal. Data were only given for appeals filed.

New Jersey--Pending and filed data do not include all requests to appeal.

New York--Filed figure does not include all requests to appeal filed.

North Carolina--Pending data include appeals only and do not include any original proceedings or requests to appeal.

Oklahoma--Supreme Court--Total cases pending do not include certiorari cases pending.

^jExplanation of data included in the category:

Kentucky--Total cases disposed include 13 cases transferred to the Court of Appeals.

^kAdditional information:

Both Oklahoma and Texas have two courts of last resort. The Supreme Court hears only civil matters; the Court of Criminal Appeals hears all criminal matters. Both also have an intermediate appellate court that hears only civil matters. Data from both courts of last resort are included on this table for Texas and Oklahoma so that the entire caseload of that level of court can be presented as a unit as it is for every other state.

TABLE 6: Caseload for courts of last resort in states without intermediate appellate courts, 1978.
State population. Disposed and end pending as a percent of filed. Number and percent change in pending. Filed and disposed per judge. Filed, disposed, and end pending per 100,000 population

State and court title	State population in thousands	Number of Judges	Beginning pending	Filed	Disposed	End pending	As percent of filed		Change in pending		Per judge		Per 100,000 population			
							Disposed	End pending	Number	Percent	Filed	Disposed	Filed	Disposed	End pending	
Alaska--Supreme Court.....	401	5	554	630	560	624	89	99	70	13	126	112	157	140	156	
Arkansas--Supreme Court.....	2,241	7	350	584	657	277	112	47	-73	-21	83	94	26	29	12	
Connecticut--Supreme Court.....	3,095	6	487 ¹	474 ¹	418	608 ¹			128 ¹	121 ¹	25 ¹	79 ¹	70	15 ¹	14	20 ¹
Delaware--Supreme Court.....	598	5	287	361	319	329	88	91	42	15	72	64	60	53	55	
District of Columbia--Court of Appeals.....	670	9	1,161	1,305	1,367	1,109	105	85	-52	-5	145	152	195	204	166	
Hawaii--Supreme Court.....	929	5	483	374	187	670	50	179	187	39	75	37	40	20	72	
Idaho--Supreme Court.....	911	5	469	340	301	508	89	149	39	8	68	60	37	33	56	
Maine--Supreme Judicial Court.....	1,115	7	411	422	938	295	127	70	-116	-28	60	77	38	48	26	
Minnesota--Supreme Court.....	4,005	9	5	1,117 (1) ^o	688 ¹ (1) ^o	431			39	426	124	76 ¹	28	17 ¹	11	
Mississippi--Supreme Court.....	2,488	9	556	774	892	438	115	57	-118	-21	86	99	31	36	18	
Montana--Supreme Court.....	784	5		517	475		92		(42)		103	95	66	61 ¹		
Nebraska--Supreme Court.....	1,561	7	438 ¹	646 ¹	631 ¹	465 ¹	98 ¹	72 ¹	27 ¹	6 ¹	92 ¹	90 ¹	41 ¹	40 ¹	30 ¹	
Nevada--Supreme Court.....	719	5	467	1,031	831	667	81	65	200	43	206	166	143	116	93	
New Hampshire--Supreme Court.....	894	5	169	310	318	161	103	52	-8	-5	62	64	35	36	18	
North Dakota--Supreme Court.....	651	5	15 ¹	278 ¹	179 ¹	121 ¹			44 ¹		56 ¹	36 ¹	43 ¹	28 ¹	19 ¹	
Puerto Rico--Supreme Court.....	3,115	7	389	1,136	1,245	280	110	25	-109	-28	162	178	36	40	9	
Rhode Island--Supreme Court.....	957	5	521	445	408	558	92	125	37	7	89	82	46	43	58	
South Carolina--Supreme Court.....	3,041	5	264	714	684	294	96	41	30	11	143	137	23	22	10	
South Dakota--Supreme Court.....	689	5	315	279 (3) ^o	331 (3) ^o	263	119	94	-52	17	56	66	40	48	38	
Utah--Supreme Court.....	1,364	5		625	635 ¹						125	127 ¹	46	47 ¹		
Vermont--Supreme Court.....	498	5	289	359	358	292	100	81	3	1	72	72	72	72	59	
Virginia--Supreme Court.....	5,284	7	748	1,846 (237) ^o	1,931 (237) ^o	775	105	42	27	4	264	276	35	37	15	
West Virginia--Supreme Court of Appeals.....	1,920	5	61	713 (257) ^o	740 (182) ^o	109	104	15	48	79	143	148	37	39	6	
Wisconsin--Supreme Court.....	4,651	7	742	913 ¹	838	972			230	31	130 ¹	120	20 ¹	18	21	
Wyoming--Supreme Court.....	431	5	122	157	147	132	94	84	10	8	31	29	36	34	31	

Note: For inclusion on this table, a case is defined as any appeal, original proceeding, request to appeal, or sentence review only case.

All available data are entered in the table and all appropriate calculations are included. Blank spaces indicate that either the data are not available or the calculations were not appropriate. Numbers in parentheses, representing the number of requests to appeal that were granted, were not included in the calculations.

^oCases are not included in the total to avoid double counting:

A request to appeal granted is not counted as a disposed request to appeal or as a filed appeal. It is counted as a disposition only when the resulting appeal is disposed. The numbers of requests to appeal granted are the numbers appearing in parentheses in the table. These numbers were not included in any of the calculations in the table.

¹Data are not complete:

Connecticut--Pending and filing data do not include requests to appeal. Disposition data are complete.

Minnesota--Disposed figure does not include data for any requests to appeal that were denied.

Nebraska--Data reported include appeals and original jurisdiction cases only. No data for request to appeal cases are given.

North Dakota--Beginning pending figure does not include writs requesting original jurisdiction cases. Filed and end pending figures do not include original jurisdiction, advisory opinion, or request to appeal cases. Disposed figure does not include original jurisdiction cases, advisory opinion cases, or request to appeal cases other than writs requesting original jurisdiction.

Utah--Cases disposed only includes those cases disposed by opinion or dismissed.

Wisconsin--Total cases filed figure does include requests to appeal cases.

TABLE 7: Caseload for intermediate appellate courts, 1978.
 State population. Disposed and end pending as a percent of filed. Number and percent change in pending. Filed and disposed per judge. Filed, disposed, and end pending per 100,000 population

State and court title	State population in thousands	Number of judges	Beginning pending	Filed	Disposed	End pending	As percent of filed		Change in pending		Per Judge		Per 100,000 population		
							Dis-	End pend-	Number	Per-	Filed	Disposed	Filed	Dis-	
															posed
Alabama--STATE TOTAL.....	3,834	8	688	1,273	1,184	777	93	61	89	13	159	148	33	31	20
Court of Civil Appeals.....	--	3	140	361	346	155	96	43	15	11	120	115	9	9	4
Court of Criminal Appeals.....	--	5	548	912	838	622	92	68	74	14	182	168	24	22	16
Arizona--Court of Appeals.....	2,518	12	1,528	2,183	2,229	1,482	102	68	-46	-3	182	186	87	89	59
California--Courts of Appeal.....	22,839	56	5,163 ¹	12,337	13,211	5,523 ¹	107		(-874)		220	236	54	58	24 ¹
Colorado--Court of Appeals.....	2,767	10	884	1,119	1,001	1,002	89	90	118	13	112	100	40	36	36
Florida--District Court of Appeal.....	9,132	39		9,563	9,692		101		(-129)		245	249	105	106	
Georgia--Court of Appeals.....	5,286	9	0	2,000		0		0	0		222		38		0
Illinois--Appellate Court.....	11,434	34	3,913	4,411	4,472	3,852	101	87	-61	-2	130	132	39	39	34
Indiana--Court of Appeals.....	5,446	12	752	896	847	801	95	89	49	7	75	71	16	16	15
Iowa--Court of Appeals.....	2,919	5	92	370 ^k	384	78	104	21	-14	-15	74	77	13	13	3
Kansas--Court of Appeals.....	2,333	7	385	792	465	712	59	90	327	85	113	66	34	20	31
Kentucky--Court of Appeals.....	3,611	14	1,141	1,571	1,736	976	111	62	-165	-14	112	124	44	48	27
Louisiana--Courts of Appeal ^a	4,073	27	909	2,386	2,378	917	100	38	8	1	88	88	59	58	23
Maryland--Court of Special Appeals.....	4,212	13	153	1,644 (21) ^o	1,685 (21) ^o	112	102	7	-41	-27	126	130	39	40	3
Massachusetts--Appeals Court.....	5,743	6		1,050	1,020		97		(30)		175	170	18	18	
Michigan--Court of Appeals.....	9,202	18		5,248	4,937		94		(311)		292	274	57	54	
Missouri--Court of Appeals.....	4,871	22	1,966	2,295	2,118	2,103	94	93	137	7	103	96	46	43	43
New Jersey--Appellate Division of Superior Court.....	7,356	21	5,736	6,098	5,610	6,224	92	102	488	9	290	267	83	76	85
New Mexico--Court of Appeals.....	1,252	5	218	539	463	294	86	55	76	35	108	93	43	37	23
New York--STATE TOTAL.....	17,720	33		10,599 ¹	11,034		104				321 ¹	334	60 ¹	62	
Appellate Divisions of the Supreme Court.....	--	24		8,384 ¹	9,213						349 ¹	384	47 ¹	52	
Appellate Terms of the Supreme Court.....	--	9		2,215	1,821		82		(394)		246	202	13	10	
North Carolina--Court of Appeals.....	5,739	9		1,525	1,446		95		(79)		169	161	27	25	
Ohio--Court of Appeals.....	10,795	44	4,628	7,546	7,366	4,789	98	63	161	3	172	167	70	68	44
Oklahoma--Court of Appeals ^a	2,913	6	129	449	462	116	103	26	-13	-10	75	77	15	16	4
Oregon--Court of Appeals.....	2,510	10	1,024	3,106	2,684 ^k	1,446	86	47	422	41	311	268	124	107	58
Pennsylvania--STATE TOTAL.....	11,865	16		7,692							481		65		
Superior Court ^a	--	7		4,495							642		38		
Commonwealth Court ^a	--	9		3,197							355		27		
Tennessee--STATE TOTAL.....	4,462	18		1,424	1,558		109		(-134)		79	87	32	35	
Court of Appeals ^a	--	9		730	800		110		(-70)		81	89	16	18	
Court of Criminal Appeals.....	--	9		694	758		109		(-64)		77	84	16	17	
Texas--Courts of Civil Appeals ^a	13,498	51	1,080	2,172	1,948	1,304	90	60	224	21	43	38	16	14	10
Washington--Court of Appeals.....	3,886	16	2,275	2,093	2,073	2,295	99	110	20	1	131	130	54	53	59

Note: For inclusion on this table, a case is defined as any appeal, original proceeding, request to appeal, or sentence review only case.

All available data are entered in the table and all appropriate calculations are included. Blank spaces indicate that either the data are not available or the calculations were not appropriate. Numbers appearing in parentheses, representing the number of requests to appeal that were granted, were not included in the calculations.

-- = Not applicable.

^aCourt Jurisdiction:

The Louisiana Courts of Appeal, Oklahoma Court of Appeals, Tennessee Court of Appeals, and Texas Court of Civil Appeals have jurisdiction over civil cases only.

The Commonwealth Court of Pennsylvania handles cases involving officials or officers of the Commonwealth of Pennsylvania only. Other intermediate appellate cases are heard in the Superior Court.

^bCases are not included in the total to avoid double counting:

A request to appeal granted is not counted as a disposed request to appeal or as a filed appeal. It is counted as a disposition only when the resulting appeal is disposed.

The numbers of requests to appeal granted are the numbers appearing in parentheses in the table. These numbers are not included in the calculated figures.

¹Data are not complete:

California--Total cases pending do not include original proceedings.

New York--Appellate Divisions of the Supreme Court--Total cases filed do not include all original jurisdiction cases.

^kAdditional Information:

Iowa--The figure given as filed is the number of cases transferred to this court by the Iowa Supreme Court. All appellate cases in Iowa are initially filed with the Supreme Court. It retains some of them, and transfers some to the Court of Appeals for disposition.

Oregon--In 1978, the court heard oral arguments for 1,635 cases, and an additional 199 cases were submitted to the court the record and attorney's briefs.

TABLE 8: Caseload for appeals and requests to appeal (civil and criminal) and total cases for courts of last resort, 1978

State and court title	Beginning pending				Filed				Disposed				End pending				
	Appeals		Requests to appeal		Appeals		Requests to appeal		Appeals		Requests to appeal		Appeals		Requests to appeal		
	Civil	Criminal	Civil	Criminal	Civil	Criminal	Civil	Criminal	Civil	Criminal	Civil	Criminal	Civil	Criminal	Civil	Criminal	
Alabama--Supreme Court.....	0	0	0	0	X	X	X	X	X	X	X	X	X	0	0	0	0
Alaska--Supreme Court.....	268	200	554	256	135	135	225	131	667 (55)e	667 (55)e	0	0	297	209	624	624	
Arizona--Supreme Court.....	23	45	165	65	122	111	52	108	1,065	1,065	NH	NH	36	59	NH	NH	
Arkansas--Supreme Court.....	263	60	350	318	181	181	410	155	584	584	NH	NH	171	86	NH	NH	
California--Supreme Court.....					0 (131)e	3 (97)e	1,568	1,572	4,012 (273)e	3,706 (273)e	58	32	1,413 (155)e	1,454 (118)e	3,706 (273)e		
Colorado--Supreme Court.....	X	X	374	63	125	854	X	X	854	893	X	X	X	X	X	X	
Connecticut--Supreme Court.....	398	89	467	393	81	474	304	49	418	418	487	121	487	121	418	608	
Delaware--Supreme Court.....	203	84	287	225	135	361	230	89	319	319	NH	NH	199	130	NH	NH	
District of Columbia--Court of Appeals	X	X	1,161	375	666	1,305	X	X	1,367	1,367	X	X	X	X	X	X	
Florida--Supreme Court.....	X	X	1,119	X	X	2,740	X	X	2,494	2,494	X	X	X	X	X	X	
Georgia--Supreme Court.....	283	192	483	201	157	374	95	71	1,530 (113)e	1,530 (113)e	X	X	389	278	670	670	
Hawaii--Supreme Court.....	277	117	469	173	77	340	159	62	301	301	474	132	291	132	508	508	
Idaho--Supreme Court.....	85	42	369	11	1109)e	1,250 (185)e	123	71	474 (109)e	404 (72)e	404 (72)e	82	54	82	101	383	
Illinois--Supreme Court.....	X	X	150	X	X	466 (29)e	X	X	507 (29)e	507 (29)e	X	X	X	X	X	109	
Indiana--Supreme Court.....	X	X	848	X	X (X)e	1,490 (16)e	777	455	105 (X)e	39 (X)e	39 (X)e	275	X	X	X	880	
Iowa--Supreme Court.....	X	164	358	X	X (X)e	156 (14)e	X	176	X	X	X	102	X	X	X	224	
Kansas--Supreme Court.....	X	X	214	X	X	771 (134)e	X	X	736 (134)e	736 (134)e	X	X	X	X	X	249	
Kentucky--Supreme Court.....					X	2,405 (472)e	X	X	2,645 (472)e	2,645 (472)e	X	X	X	X	X	249	
Louisiana--Supreme Court.....	205	164	411	240	125	422	258	219	NH	NH	187	70	NH	NH	NH	295	
Maine--Supreme Judicial Court.....	B	5	0	0	82 (44)e	505 (92)e	118	41	174 (44)e	225 (48)e	16	12	0	0	0	28	
Maryland--Court of Appeals.....	X	X	697	X	X	1,636 (92)e	X	X	1,487 (92)e	1,487 (92)e	X	X	X	X	X	850	
Massachusetts--Supreme Judicial Court.	2	2	5	609	235	1,117 (1)e	370	121	NH	NH	688 (1)e	241	116	NH	NH	431	
Michigan--Supreme Court.....	X	X	556	440	216	774	453	203	892k	892k	X	X	X	X	X	438	
Minnesota--Supreme Court.....	X	X	192	120	35	615	135	48	676	676	X	X	X	X	X	131	
Mississippi--Supreme Court.....	228	168	438	327	229	646	292	281	475	475	258	109	258	109	465	465	
Missouri--Supreme Court.....	X	X	467	252	548	1,031	X	X	831	831	X	X	X	X	X	667	
Montana--Supreme Court.....	X	X	169	X	X	310	X	X	318	318	X	X	X	X	X	161	
Nebraska--Supreme Court.....	X	X	393	X (X)e	X (X)e	1,016 (107)e	101	31	X	X	X	X	X	X	X	534	
Nevada--Supreme Court.....	X	X	169	245 (X)e	25 (X)e	654 (33)e	X	X	626 (33)e	626 (33)e	X	X	X	X	X	197	
New Hampshire--Supreme Court.....	X	X	31	29 (42)e	87 (17)e	1,692	2,223 (177)e	464	130	584 (66)e	1,452 (111)e	3,298 (177)e	X	X	X	50	
New Jersey--Supreme Court.....	10	5	15	213	61	278	127	41	162 (48)e	153 (16)e	153 (16)e	96	25	179	121	121	
New Mexico--Supreme Court.....	X	X	1,572	621 (38)e	X	1,593 (91)e	X	X	1,699 (91)e	1,699 (91)e	X	X	X	X	X	1,886	
New York--Court of Appeals.....	X	NH	1,346	621 (38)e	NH	1,029 (38)e	524	237	134 (38)e	3 (38)e	3 (38)e	X	X	X	X	1,504	
North Carolina--Supreme Court.....	NH	X	226	NH	X	700 (18)e	NH	237	NH	3	NH	NH	NH	NH	NH	382	
North Dakota--Supreme Court.....	X	X	466	X	X	594 (45)e	X	X	811 (45)e	811 (45)e	X	X	X	X	X	251	
Ohio--Supreme Court.....	X	X	389	25	121	1,944 (155)e	X	X	1,245	1,245	5	98	5	98	X	280	
Oklahoma--STATE TOTAL.....	X	X	521	179	82	445	X	X	408	408	X	X	X	X	X	598	
Oregon--Supreme Court.....	235	22	264	428	208	714	X	X	684	684	X	X	X	X	X	294	
Pennsylvania--Supreme Court.....	X	X	315	X	X	279 (3)e	X	X	331 (3)e	331 (3)e	X	X	X	X	X	263	
Rhode Island--Supreme Court.....	16	152	X	X	X	1,136	36	215	1,245	1,245	5	98	5	98	X	280	
South Carolina--Supreme Court.....	X	X	521	179	82	445	X	X	408	408	X	X	X	X	X	598	
South Dakota--Supreme Court.....	235	22	264	428	208	714	X	X	684	684	X	X	X	X	X	294	
Texas--Supreme Court.....	X	X	315	X	X	279 (3)e	X	X	331 (3)e	331 (3)e	X	X	X	X	X	263	

State/Court	1,904	216	35	2,197	X	23	(68)	3,138	(117)	1,043	1,734	X	813	(82)	X	X	1,425	(117)	5,192	(234)	871	(82)	2,918	
Tennessee--Supreme Court	X																							
Texas--STATE TOTAL	X																							
Supreme Court	X																							
Court of Criminal Appeals	NH																							
Utah--Supreme Court																								
Vermont--Supreme Court	X																							
Virginia--Supreme Court	X																							
Washington--Supreme Court	182	42	68	411	129	54																		
West Virginia--Supreme Court of Appeal	X																							
Wisconsin--Supreme Court	572	170	0	0	742	673	222																	
Wyoming--Supreme Court	X																							

Note: For inclusion on this table, a case is defined as any appeal, original proceeding, request to appeal, or sentence review only case. Total cases pending, filed, and disposed include original proceedings and sentence review only as well as all appeals and all requests to appeal. All available data are entered in the table. Blank spaces indicate that the data are not available.

NH = This case type is not handled in this court.
 X = The data for this case type are known to be included in the total, but were not available by category.
 -- = Not applicable.

Cases are not included in the total to avoid double counting:
 A request to appeal granted is not counted as a disposed request to appeal or as a filed appeal. It is counted as a disposition only when the resulting appeal is disposed. The numbers of requests to appeal granted are the figures appearing in parentheses in this table.
 Data are not complete:
 California--Total cases filed and disposed do not include all original proceedings.
 Connecticut--Total cases pending and filed do not include requests to appeal.
 Indiana--The number of criminal requests to appeal granted is not available.
 Kansas--No beginning pending or filed data were available for request to appeal cases.
 Massachusetts--The only data provided for this court are the number of appeals filed.
 Minnesota--The number of requests to appeal denied are not known and therefore are not included in the disposed data.
 Mississippi--Data given for civil and criminal appeals disposed do not include cases disposed by dismissal. There were an additional 146 appeals dismissed that could not be identified by case type.
 Nebraska--No data were available for request to appeal cases.
 New Jersey--Filing and pending totals do not include all request to appeal cases.
 New Mexico--Appeals filed data do not include three cases that were reinstated during the time period but could not be identified by case type.
 New York--Total cases filed do not include civil requests to appeal. Data given for requests to appeal disposed do not include 601 cases denied review that could not be identified by case type.

North Carolina--Pending data do not include requests to appeal.
 North Dakota--Beginning pending total cases figure does not include writs requesting original jurisdiction cases. Filled and end pending total cases figures do not include original jurisdiction, advisory opinion, or request to appeal cases. Disposed figure does not include original jurisdiction cases, advisory opinion cases, or request to appeal cases other than writs requesting original jurisdiction.
 Oklahoma--Supreme Court--Total cases pending figures do not include civil request to appeal cases.
 Utah--Total cases disposed only includes cases disposed by opinion or dismissed.
 Virginia--Requests to appeal disposed do not include 58 cases that were withdrawn but could be identified by case type.
 Wisconsin--Total cases filed figure does not include requests to appeal cases.
 Explanation of data included in the category:
 District of Columbia--Filings reported for civil and criminal appeals include civil and criminal requests to appeal in addition to appeals.
 Kansas--Appeals filed included 10 civil and agency and 8 criminal appeals transferred from the Court of Appeals.
 Kentucky--Total cases disposed include 13 cases transferred to the Court of Appeals.
 Minnesota--Some agency appeals are included in the number of civil appeals disposed.
 Nebraska--Appeals data include a few original proceedings cases in addition to appeals.
 Nevada--Included in the criminal appeals filed figure are 341 pretrial habeas corpus appeals.
 Texas--Supreme Court--Figures given for civil appeals pending also include habeas corpus and mandamus cases.
 Additional Information:
 Maryland--The Court of Appeals also reviewed 63 bar admittance matters.
 Mississippi--Commissioners handled 101 out of the 656 cases disposed on the merits.

TABLE 9: Caseload for appeals and requests to appeal (civil and criminal) and total cases for intermediate appellate courts, 1978

State and court title	Beginning pending			Filed			Disposed			End pending		
	Requests to appeal			Requests to appeal			Requests to appeal			Requests to appeal		
	Civil	Criminal	Total	Civil	Criminal	Total	Civil	Criminal	Total	Civil	Criminal	Total
Alabama--STATE TOTAL.....	140	548J	688	361	912	1,273	346	838	1,184	155	622	777
Court of Civil Appeals.....	140	NH	140	361	NH	361	346	NH	346	155	NH	155
Court of Criminal Appeals.....	NH	548J	548	912	NH	912	NH	838	838	622	NH	622
Arizona--Court of Appeals.....	596	708	1,304	697	952	1,649	674	1,012	1,686	619	648	1,267
California--Courts of Appeal.....	2,597	2,566	5,163	3,518	3,947	7,465	4,483	4,100	8,583	2,895	2,628	5,523
Colorado--Court of Appeals.....	X	X	884	718	319	1,037	X	X	1,001	X	X	1,002
Florida--District Court of Appeal.....	0	0	0	X	X	2	X	X	2	X	X	4
Georgia--Court of Appeals.....	0	0	0	X	X	2	X	X	2	X	X	4
Illinois--Appellate Court.....	1,832	2,081	3,913	2,102	2,309	4,411	2,164	2,308	4,472	1,770	2,082	3,852
Indiana--Court of Appeals.....	X	X	752	436	426	862	X	X	847	X	X	801
Iowa--Court of Appeals.....	70	22J	92	285J	125J	410	239	112	351	48J	30J	78
Kansas--Court of Appeals.....	292	93	385	602	190	792	336	129	465	558	154	712
Kentucky--Court of Appeals.....	892	228	1,120	1,189	305	1,494	1,340	317	1,657	741	216	937
Louisiana--Court of Appeal.....	X	NH	909	2,042	NH	2,951	2,068	NH	2,378	X	NH	917
Maryland--Court of Special Appeals.....	84	69	153	X(16)e	X(14)e	30	744	709	X(16)e	X(14)e	68	44
Massachusetts--Appeals Court.....	X	X	1,050	X	X	2	X	X	2	X	X	4
Michigan--Court of Appeals.....	1,244	675	1,919	1,207	688	1,895	1,141	688	1,829	1,312	741	2,053
Missouri--Court of Appeals.....	X	X	5,736	2,197	1,775	3,972	X	X	3,972	X	X	6,224
New Jersey--Appellate Division of Superior Court.....	X	X	218	210	299	509	X	X	463	X	X	294
New Mexico--Court of Appeals.....	X	X	10,599	X	X	11,034	X	X	11,034	X	X	22
New York--STATE TOTAL.....	X	X	8,384	X	X	8,384	X	X	8,384	X	X	1,821
Appellate Division of the Supreme Court.....	X	X	2,215	X	X	2,215	X	X	2,215	X	X	1,821
Appellate Terms of the Supreme Court.....	X	X	1,525	X	X	1,525	X	X	1,525	X	X	1,446
North Carolina--Court of Appeals.....	2,578	1,827	4,405	4,365	2,568	6,933	4,148	2,595	6,743	2,776	1,800	4,573
Ohio--Court of Appeals.....	129	NH	129	449	NH	578	462	NH	462	116	NH	116
OKlahoma--Court of Appeals.....	X	X	1,024	960	1,417	2,377	X	X	2,377	X	X	4,446
Oregon--Court of Appeals.....	X	X	7,682	X	X	7,682	X	X	7,682	X	X	1,446
Pennsylvania--STATE TOTAL.....	X	X	4,495	X	X	4,495	X	X	4,495	X	X	1,446
Superior Court.....	X	X	3,197	X	X	3,197	X	X	3,197	X	X	1,446
Commonwealth Court.....	X	X	1,298	X	X	1,298	X	X	1,298	X	X	1,446
Tennessee--STATE TOTAL.....	X	X	1,424	X	X	1,424	X	X	1,424	X	X	1,558
Court of Appeals.....	X	X	730	X	X	730	X	X	730	X	X	800
Court of Criminal Appeals.....	NH	NH	694	NH	685	1,379	NH	685	1,379	NH	685	1,379
Texas--Court of Civil Appeals.....	1,080	NH	1,080	2,172	NH	3,252	1,948	NH	3,252	1,304	NH	1,304
Washington--Court of Appeals.....	1,244	884	2,128	1,122	696	1,818	1,145	625	1,770	955	X	2,295

Notes: For inclusion on this table, a case is defined as any appeal, original proceeding, request to appeal, or sentence review only case. Total cases pending, filed, and disposed include original proceedings and sentence review only cases as well as all appeals and all requests to appeal. All available data are entered in the table. Blank spaces indicate that the data are not available.

NH = This case type is not handled in this court.
 X = The data for this case type are known to be included in the total, but were not available by category.
 eCases are not included in the total to avoid double counting.
 A request to appeal granted is not counted as a disposed request to appeal or as a filed appeal. It is counted as a disposition only when the resulting appeal is disposed.
 Data are not complete.
 California--Total cases pending do not include original proceedings.
 New York--Appellate Division of the Supreme Court--Total cases filed do not include all original proceedings.
 Pennsylvania--Data reported include only appeals from both courts and original proceedings from the Commonwealth Courts.
 J:Explanation of data included in the category:
 Alabama--Court of Criminal Appeals--Appeals figure includes notice of appeal cases as well as appeals.
 Iowa--Civil appeals filed and pending include administrative law and postconviction relief cases. Criminal appeals filed and pending include sentence review only cases.

Original proceedings		Requests to appeal		Sentence review only		Total cases disposed of by opinions	Total Dispositions	Number of Justices/Judges	Number of cases disposed of by opinion as percent of dispositions	Number of cases disposed of by opinion per judge	Number of opinions per judge
Number	% of category disposed of by opinion	Number	% of category disposed of by opinion	Number	% of category disposed of by opinion						
						229	346	3	66	76.3	
15	6					318	838 ^l	5 ^c	38 ^l	63.6 ^c	
407	9					380	2,229	12	17	31.7	
						6,093 ^m	13,211	57.5 ^c	46	106 ^c	(103.6) ^m
						554	1,001	10	55	55.4	
						2,087 ^m	4,472	34 ^c	47	61.4	(57.1) ^m
						833 ^m	847	12	98	69.4	(69.4) ^m
						329	384	5	86	65.8	
						305	465	7	66	43.6	
						1,290 ^j	1,736	14	74 ^j	92.1 ^j	
						283	1,020	6	28	47.2	
						999 ^j	1,685	13	59 ^j	76.8 ^j	
						2,550	4,937	18	52	141.7	
						1,012	2,118	22	48	46.0	
						3,032 ^m	5,610	21	54	144.4	(138.1) ^m
						155	463	5	33	31.0	
						565	9,213	24 ^c	6	23.5 ^c	
						1,035	1,446	9	72	115.0	
218	35					3,507	7,366	44	48	79.7	
						810	2,684	9.5 ^c	30	85.3 ^c	
						2,416		7		345.1	
						769		9		85.4	
						1,729	1,948	51 ^c	89	33.9 ^c	
						980 ^j	2,073	16	47 ^j	61.3 ^j	
						5					
	20	13	10	31	72	248 ^m	560	5	44	49.6	(47.4) ^m
						555	657	7	84	79.3	
						186	418	6	45	31.0	
						352	1,367	9	26	39.1	
5	24					97	187	5	52	19.4	
2	9					157 ^m	301	5	52	31.4	(31.4) ^m
						381	538	7	71	54.4	
9	9	(j)				92	688	9	13	10.2	
						656 ^j	892	9 ^c	74 ^j	72.9 ^{cj}	
						269	475	5	57	53.8	
						354	631 ^l	7	56 ^l	50.6	
						227	831	5	27	45.4	
						235	318	5	74	47.0	
						133	179 ^l	5	74 ^l	26.6	
						249	640	3	39	83.0	
						66	1,245	7	5	9.4	
						274	684	5	40	54.8	
						244 ^m	331	5	74 ^m	48.8	(40.6) ^m
						516	4,077	9	13	57.3	
						399	635	5	63	79.8	
1	8					102	358	5	28	20.4	
						149	1,931	7	8	21.3	
						191	740	5	26	38.2	
						242	838	7	29	34.6	
						105 ^m	147	5	71	21.0	(19.4) ^m

(continued on next page)

TABLE 10: Opinions reported by appellate courts, 1978. (continued)

State and court level	Cases disposed of by opinion										
	Civil appeals		Criminal appeals		Agency appeals		Juvenile appeals		Post-conviction appeals		Total appeals
	Number	% of category disposed of by opinion	Number	% of category disposed of by opinion	Number	% of category disposed of by opinion	Number	% of category disposed of by opinion	Number	% of category disposed of by opinion	
Intermediate appellate courts											
Alabama--Supreme Court.....											381
Arizona--Supreme Court.....	35	67	68	63							104
California--Supreme Court.....	56	97	32	100							68
Colorado--Supreme Court.....											
Florida--Supreme Court.....											
Georgia--Supreme Court.....											
Illinois--Supreme Court.....											262
Indiana--Supreme Court.....											
Iowa--Supreme Court ^m	245 ^j	30	103 ^j	22	(j)				(j)		266
Kansas--Supreme Court.....	X		162	92	X						
Kentucky--Supreme Court.....											
Louisiana--Supreme Court.....											422
Massachusetts--Supreme Judicial Court.....											
Maryland--Court of Appeals ^j											
Michigan--Supreme Court.....											
Missouri--Supreme Court.....	84	62	25	52							109
New Jersey--Supreme Court ^m											151 ^m
New Mexico--Supreme Court ^m											
New York--Court of Appeals.....											
North Carolina--Supreme Court.....	55		79								134
Oregon--Supreme Court.....											
Pennsylvania--Supreme Court.....											
Texas--Supreme Court.....			NH								
Washington--Supreme Court.....	125	69	25	50							150

Note: All available data are included in the table. Blank spaces indicate that data were not available.
 A case was classified as disposed by opinion if it was so classified by the state annual reports, e.g., a listing of "per curiam" would only be classified as an opinion, if it was listed, "per curiam opinion."
 The data do not include dissenting or concurring opinions.

NH = This case type is not handled in this court.

X = The data for this case type are known to be included in the total but were not available by category.

^cJudge Information:

Alabama--Court of Criminal Appeals--There are three supernumerary judges also assigned to this court.
 California--Court of Appeal--Although there were 56 judges allocated originally, there were 57.5 full-time judge equivalents.
 Illinois--Appellate Court--Three retired and five circuit judges also served by assignment during 1978.
 Mississippi--Twenty-eight trial judges served as temporary commissioners between Aug. 1, 1976 and Dec. 31, 1978.
 Missouri--Supreme Court--Four commissioners also served the Court.
 New York--Appellate Divisions of the Supreme Court--Eleven justices and nine certified retired judges were temporarily assigned to this Court.
 Oregon--Supreme Court--Although there were seven judges allocated originally, there were 7.5 full-time judge equivalents during 1978.
 Court of Appeals--Although there were 10 judges allocated originally, there were actually 9.5 full-time judge equivalents during 1978.
 Texas--Courts of Civil Appeals--Nine new judges were added on December 1, 1978.
 Washington--Supreme Court--In addition, one commissioner serves the Supreme Court.

^lData are not complete:

Alabama--Court of Criminal Appeals--Data do not include petitions disposed of in the clerk's office at the direction of the court.
 Nebraska--Requests to appeal are not included in disposition data.
 North Dakota--Data do not include certiorari requests to appeal, advisory opinions, or original jurisdiction cases.

^jExplanation of data included in the category:

Idaho--Civil appeals include juvenile appeals. Criminal appeals include postconviction remedy cases.

Original Proceedings		Requests to Appeal		Sentence Review Only		Total Cases Disposed of by Opinions	Total Dispositions	Number of Justices/Judges	Number of cases disposed of by opinion as percent of dispositions	Number of cases disposed of by opinion per judge	Number of opinions per judge
Number	% of category disposed of by opinion	Number	% of category disposed of by opinion	Number	% of category disposed of by opinion						
						381	667	9	57	42.3	
56	6					160	1,065	5	15	32.0	
42	6					130	3,706	7	4	18.6	
						322	893	7	36	46.0	
						482	2,494	7	19	68.9	
						760	1,530	7	50	108.6	
						195	1,246	7	16	27.9	
13	22					275	507	5	54	55.0	
9	100			(J)		357 ^m	1,445	9	25	39.7	(39.7) ^m
5	31					271	402	7	67	38.7	
						227	736	7	31	32.4	
10	18					432	2,645	7	16	61.7	
						296		7		42.3	
						130 ^j	570	7	23 ^j	18.6 ^j	
						96	1,487	7	6	13.7	
						109	676	7 ^c	16	15.6 ^c	
20 ^m	30					171 ^m	1,078	7	16	24.4	(21.3) ^m
						219 ^m	626	5	35	43.8	(36.0) ^m
						175	3,298	7	5	25.0	
						134	487	7	28	19.1	
						264	811	7,5 ^c	33	35.2 ^c	
						384		7		54.9	
						97	1,115	9	9	10.8	
11	92	83	17			244	734	9 ^c	33	27.1 ^c	

Minnesota--Agency Appeals data include requests to appeal.

Iowa--Supreme Court--Civil appeals include agency appeals and postconviction remedy appeals. Criminal appeals include sentence review only cases.

Kentucky--Court of Appeals--Of the figures given, 805 civil and 188 criminal appeals, and the 1 original proceeding were "nonpublished" opinions.

Maryland--Court of Appeals--Sixteen of the 130 opinions were "unreported."

Mississippi--Of the 656 opinions, 90 were "unpublished."

North Carolina--Court of Appeals--Civil appeals include agency appeals.

Washington--Court of Appeals--Of the figures given, 251 civil, 295 criminal, and 14 other cases were unpublished opinions.

^mCategories for disposition type or trial data:

Alaska--There were 237 actual opinions published in 1978.

California--Courts of Appeal--There were 5,959 majority opinions and "by the court" majority opinions that disposed of 6,093 cases.

Idaho--157 cases were disposed of by 157 majority or per curiam opinions.

Illinois--Appellate Court--The 2,087 cases were disposed of by 1,940 majority and per curiam opinions.

Indiana--Court of Appeals--The 833 cases were disposed of by 833 opinions.

Iowa--Supreme Court--The 357 opinions covered 357 cases.

New Jersey--Supreme Court--These cases resulted in 149 majority and per curiam opinions.

Appellate Division of Superior Court--The 3,032 cases resulted in 2,900 opinions.

New Mexico--Supreme Court--The 219 cases resulted in 180 written opinions.

South Dakota--The 244 cases were disposed of by 203 opinions.

Wyoming--Supreme Court--These 105 cases were closed by 97 opinions.

TABLE 11: Time interval (days) data for courts of last resort and intermediate appellate courts, 1978. Courts grouped by beginning event point. Beginning event to briefs filed, to argument or submission, and to decision announced. Argument or submission to decision announced. Type of cases included and statistic type (mean or median)

State and court title	Type of case	Beginning event	Beginning event to briefs filed	Beginning event to argument or submission	Argument or submission to decision announced	Beginning event to decision announced	Type of statistic	
Courts of last resort								
Alaska--Supreme Court.....	civil	notice of appeal	222	293	225	518	mean	
	criminal	notice of appeal	297	369	228	597	mean	
	sentence appeal	notice of appeal	129	135	209	344	mean	
District of Columbia--Court of Appeals.....	total cases	notice of appeal	124	351	121	472	mean	
Kansas--Supreme Court.....	civil & agency	notice of appeal	138		273	411	mean	
	criminal	notice of appeal	180		156	336	mean	
New Hampshire--Supreme Court.....	total cases	filing of record		92	81	173	mean	
New Mexico--Supreme Court.....	total cases	notice of appeal		212	42	253	mean	
New Jersey--Supreme Court.....	total cases	notice of appeal or granting certification		265	130	412	mean	
	total cases	notice of appeal or granting certification		246	100	394	median	
Oregon--Supreme Court.....	total cases	notice of appeal				340	mean	
Washington--Supreme Court.....	total cases	notice of appeal		427	152	580	median	
Hawaii--Supreme Court.....	civil--regular opinion	filing of appeal				860	mean	
	civil--memorandum opinion	filing of appeal				528	mean	
	criminal--regular opinion	filing of appeal				806	mean	
	criminal--memorandum opinion	filing of appeal				604	mean	
	original proceedings--regular opinion memo opinion					79	mean	
						9	mean	
Wyoming--Supreme Court.....	total cases	docketing		195	98	293	mean	
Arkansas--Supreme Court.....	civil	filing of record		155	18	173	mean	
	criminal and post-conviction remedy	filing of record			124	27	150	mean
Mississippi--Supreme Court.....	total cases	filing of record				306	mean	
	total cases	judgment in lower court				473	mean	
Maryland--Court of Appeals.....	total cases	disposition in lower court		299	52	351	mean	
New Jersey--Supreme Court.....	total cases	judgment below		377	130	504	mean	
Wisconsin--Supreme Court.....	civil opinions	docketed date	108	598	42	729	mean	
	criminal opinions	docketed date	94	508	56	612	mean	
	total opinions	docketed date	104	587	42	704	mean	
Iowa--Supreme Court.....	civil	ready for submission				253	mean	
	priority civil	ready for submission				125	mean	
	criminal	ready for submission				128	mean	
	total cases	ready for submission				198	mean	
Intermediate appellate courts								
Alabama--Court of Civil Appeals.....	total cases	notice of appeal	119	161	21	168	mean	
Iowa--Court of Appeals.....	civil	ready for submission				223	mean	
	priority civil	ready for submission				122	mean	
	criminal	ready for submission				125	mean	
	total cases	ready for submission				177	mean	
Kansas--Court of Appeals.....	civil	notice of appeal				302	mean	
	criminal	notice of appeal				287	mean	
New Jersey--Appellate Division of Superior Court.	total cases	notice of appeal		398	29	374	mean	
	total cases	notice of appeal		348	17	348	median	
New Mexico--Court of Appeals.....	torts	notice of appeal				365	mean	
	administrative appeals	notice of appeal				335	mean	
	workmen's compensation	notice of appeal				256	mean	
	interlocutory appeal	notice of appeal				130	mean	
	other	notice of appeal				321	mean	
Oregon--Court of Appeals.....	criminal	notice of appeal				190	mean	
	all other appeals	notice of appeal				196	mean	
	total cases	notice of appeal				192	mean	
Washington--Court of Appeals:								
Division I.....	total cases	notice of appeal		336	92	427	median	
Division II.....	total cases	notice of appeal		485	46	531	median	
Division III.....	total cases	notice of appeal		409	40	448	median	
Texas--Court of Civil Appeals.....	total cases	filing of appeal				180	mean	
Maryland--Court of Special Appeals.....	total cases	disposition in lower court		232	21	253	mean	
New Jersey--Appellate Division of Superior Court.	total cases	judgment below		440	29	415	mean	

Note: Times are often given in months, fractions of months, or months and days. For comparability, months were converted to days by using 30.5 days per month.

Data on this table are apparently for appeals decided on the merits after a full review by the court, although this fact is not usually made explicit in the source documents. The data for the Washington Supreme Court are only for appeals filed directly with the court, and not for appeals certified or transferred from the Intermediate appellate court. In addition to regular appeals, the New Jersey Supreme Court data include some cases in which the decision on the merits is made pursuant to the argument as to whether the certification should be granted.

All available data are entered in the table. Blank spaces indicate that the data are not available.

[†]For the time the briefs are filed, the following events were used:

Readiness--Iowa Supreme Court, Kansas Supreme Court, Iowa Court of Appeals, and Kansas Court of Appeals

Date perfected--New Jersey Supreme Court, Washington Supreme Court, New Jersey Appellate Division of Superior Court, and Washington Court of Appeals

Appellee's brief--Alabama Court of Civil Appeals

Maturity--Wyoming Supreme Court

At issue--New Mexico Supreme Court, Oregon Supreme Court, and Oregon Court of Appeals

For the time of argument or submission, the following events were used:
Consideration--Massachusetts Appeals Court

For time decision announced, the following events were used:

Opinion publication--Alaska Supreme Court

Final decision--Oregon Supreme Court and Oregon Court of Appeals

Date of remittitur--Wisconsin Supreme Court

TABLE 12: Filed cases for appellate courts, 1969-1978.
Appellate courts reporting five or more years of cases filed data

State and court title	Cases filed									
	1969	1970	1971	1972	1973	1974	1975	1976	1977	1978
Courts of last resort										
Arizona--Supreme Court.....	556	679	697	677	686	749	890	1,023	964	1,111
California--Supreme Court ¹	3,322 ¹	3,400 ¹	3,179 ¹	3,238 ¹	3,139 ¹	3,513 ¹	3,668 ¹	3,704 ¹	3,746 ¹	3,951 ¹
Colorado--Supreme Court.....	620	568*	544	517	606	611	553	651	735	854
Delaware--Supreme Court.....	201	198	176	250	247	255	273	341	364 ^k	361 ^k
District of Columbia--Court of Appeals ¹		452 ¹	613 ¹	796 ¹	980 ¹	1,128 ¹	1,221 ¹	1,342 ¹	1,327 ¹	1,193 ¹
Idaho--Supreme Court ¹			182 ¹	155 ¹	243 ¹	252 ¹	307 ¹	295 ¹	345 ¹	323 ¹
Kansas--Supreme Court.....				368	341	342	368	438	464*	156 ¹
Kentucky--Supreme Court.....	960	1,153	1,113	1,144	1,160	1,142	1,225	833*	463	771
Louisiana--Supreme Court.....	601	755	863	1,044	1,083	1,258	1,606	1,762	2,266	2,405
Maryland--Court of Appeals ¹	411 ¹	437 ¹	489 ¹	403 ¹	348 ¹	304 ¹	250 ¹	175 ¹	173 ¹	174 ¹
Michigan--Supreme Court.....	544	504	708	658	811	957	974	1,045	1,503	1,636
Minnesota--Supreme Court.....	631	576	584	603	677	781	921	911	1,001	1,117
Mississippi--Supreme Court.....		462 ¹	455 ¹	563 ¹	626 ¹	601 ¹	613 ¹	780 ¹	658 ¹	656 ¹
Missouri--Supreme Court ¹	815 ¹	1,036 ¹	1,187 ¹	998 ¹	387 ¹	1,039 ¹	904 ¹	1,170 ¹	1,077 ¹	945 ¹
Montana--Supreme Court.....		189	197	236	239	269	299	409	469	517
Nebraska--Supreme Court ¹	322 ¹	362 ¹	474 ¹	446 ¹	546 ¹	484 ¹	571 ¹	716 ¹	607 ¹	646 ¹
Nevada--Supreme Court.....	319	396	306	375	392	434	556	806	1,092	1,031
New Hampshire--Supreme Court.....	154	139	186	188	240	270	288	273	315	310
New Jersey--Supreme Court ¹	139 ¹	170 ¹	195 ¹	169 ¹	173 ¹	183 ¹	221 ¹	232 ¹	225 ¹	193 ¹
New Mexico--Supreme Court.....	255	218	240	295	298	433	500	558	632	654
Ohio--Supreme Court ¹			905 ¹	1,001 ¹	1,144 ¹	1,203 ¹	1,323 ¹	1,479 ¹	1,623 ¹	1,681 ¹
Oklahoma--STATE TOTAL.....	1,339	1,357	1,235	1,281	1,421	1,578	1,806	1,998	2,002	1,729
Supreme Court.....	644	726	433	508*	702	735	992	1,019	1,109	1,029
Court of Criminal Appeals.....	695	631	802	773	719	843	814	979	893	700
Oregon--Supreme Court.....	458*	432	558	607	553	667	750	973	885	594
Pennsylvania--Supreme Court.....				1,424	1,387	1,607	1,696	1,736	1,549	1,944
Puerto Rico--Supreme Court.....				878	995	1,071	1,083	1,204	1,248	1,136
Rhode Island--Supreme Court.....				325 ¹	349 ¹	345 ¹	355 ¹	422 ¹	438 ¹	460 ¹
Tennessee--Supreme Court ¹	191 ¹	205 ¹	213 ¹	209 ¹	205 ¹	266 ¹	327 ¹	246 ¹	232 ¹	138 ¹
Virginia--Supreme Court.....	1,185	1,380	1,329	1,398	1,249	1,256	1,526	1,672	1,932	1,846
Washington--Supreme Court.....			450	414	426	497	504	589	638	654
Wisconsin--Supreme Court ¹		455 ¹	494 ¹	555 ¹	502 ¹	607 ¹	656 ¹	709 ¹	770 ¹	913 ¹
Intermediate appellate courts										
Arizona--Court of Appeals.....	671	805	783	875	921	1,321	1,725	2,017	2,005	2,183
California--Courts of Appeal.....	6,530	7,721	8,327	8,194	8,806	9,418	9,936	0,312	11,460	12,337
Colorado--Court of Appeals.....	--	373	616	426	468	444	858	915	1,128	1,119
Illinois--Appellate Court.....	1,691	1,856	2,499	3,020	3,044	3,259	4,135	3,973	4,381	4,411
Louisiana--Courts of Appeal.....	1,406	1,416	1,455	1,573	1,589	1,579	2,020	2,189	2,407	2,386
Maryland--Court of Special Appeals ¹	500 ¹	593 ¹	729 ¹	726 ¹	880 ¹	980 ¹	1,154 ¹	1,138	1,383 ¹	1,412 ¹
Michigan--Court of Appeals.....	1,959	2,214	2,336	2,799	3,076	3,579	4,435	4,544	5,274	5,248
Missouri--Court of Appeals ¹	573 ¹	660 ¹	758 ¹	1,097 ¹	1,616 ¹	1,405 ¹	1,552 ¹	1,805	1,797 ¹	1,895 ¹
New Jersey--Appellate Division of Superior Court.....	2,067	2,449	2,746	3,583	3,883	3,801	4,383	4,819	5,978	6,098
New Mexico--Court of Appeals.....	168	168	232	235	318	475	514	446	576	539
Ohio--Court of Appeals.....			3,798	4,311	4,909	5,503	6,869	7,204	7,992	7,546
Oklahoma--Court of Appeals.....	--	--	445	472	365	406	327	418	353	449
Oregon--Court of Appeals.....	563	577	622	766	843	1,046	1,539	1,847	2,348	3,106
Pennsylvania--STATE TOTAL.....				3,780	4,474	3,916	5,023	6,067	6,364	7,692
Superior Court.....				2,433	2,670	2,203	2,996	3,631	3,700	4,495
Commonwealth Court.....				1,347	1,804	1,713	2,027	2,436	2,664	3,197
Tennessee--STATE TOTAL.....	860	863	859	1,042	1,092	1,016	1,279	1,330	1,472	1,424
Court of Appeals.....	430	488	452	498	494	485	649	694	758	730
Court of Criminal Appeals.....	430	375	407	544	598	531	630	636	714	694
Texas--Courts of Civil Appeals.....	1,153	1,228	1,328	1,397	1,332	1,502	1,764	1,824	1,969	2,172
Washington--Court of Appeals.....			937	1,243	1,244	1,541	1,819	1,777	1,996	2,093

Note: For inclusion on this table a case is defined as any appeal, any original proceeding, or any request to appeal. Requests to appeal are counted when originally filed and are not counted again if granted. The numbers correspond to the numbers not in parentheses in the remainder of this document.

All data are entered in the table. Blank spaces indicate that the data are not available.

-- = Not applicable.

¹Data are not complete:

- California--Supreme Court--Data do not include attorney disciplinary cases.
- District of Columbia--Court of Appeals--Data given include only appeals filed.
- Idaho--Supreme Court--Data given include only appeals filed.
- Kansas--Supreme Court--Figure for 1978 does not include requests to appeal filed.
- Maryland--Court of Appeals and Court of Special Appeals--Data given include only direct and discretionary appeals filed.
- Mississippi--Supreme Court--Data given include only appeals filed.
- Missouri--Court of Appeals--Data given include only appeals filed.
- Nebraska--Supreme Court--Data given include only appeals filed.
- New Jersey--Supreme Court--Data given include only direct and discretionary appeals filed.
- Tennessee--Supreme Court--Data given include only appeals filed.

- Wisconsin--Supreme Court--Data given include only appeals, original actions, and disciplinary cases filed.
- ^JExplanation of data included in the category:
 - Missouri--Supreme Court--Data given include all cases and other proceedings filed with the court.
 - Ohio--Supreme Court--Data given include all cases filed with the court and requests to appeal granted. As a result the requests to appeal granted are counted twice in this tally--once when they were filed as requests to appeal, and again when they were granted and became discretionary appeals.
 - Rhode Island--Supreme Court--Data given include all cases and other proceedings filed with the court.
- ^KAdditional information:
 - Delaware--Supreme Court--The figures given for the 1977 and 1978 court years cover the calendar year. All other figures given for this court are based on the fiscal year.
- ^PData were not available for all courts in the state.

*Indicates the year the intermediate appellate court began operation.

TABLE 13: Number and percent change in filed cases year to year and for 10-year period for appellate courts, 1969-1978. Appellate courts reporting five or more years of cases filed data

State and court title	Number and percent change in cases filed									
	1969 to 1970	1970 to 1971	1971 to 1972	1972 to 1973	1973 to 1974	1974 to 1975	1975 to 1976	1976 to 1977	1977 to 1978	1969 to 1978
Courts of last resort										
Arizona--Supreme Court.....	123 (22%)	18 (3%)	-20 (-3%)	9 (1%)	63 (9%)	141 (19%)	133 (15%)	-59 (-6%)	147 (15%)	555 (100%)
California--Supreme Court ¹	78 (2%)	-221 (-6%) ¹	59 (2%)	-99 (-3%)	374 (12%) ¹	195 (4%) ¹	36 (1%)	42 (1%)	205 (5%) ¹	629 (19%)
Colorado--Supreme Court.....	-52 (-8%)	-24 (-4%)*	-27 (-5%)	89 (17%)	5 (1%)	-58 (-9%)	98 (18%)	84 (13%)	119 (16%)	234 (40%)
Delaware--Supreme Court.....	-3 (-1%)	-22 (-11%)	74 (42%)	-3 (-1%)	8 (3%)	18 (7%)	68 (25%)	23 (7%) ^k	-3 (-1%)	163 (81%)
District of Columbia--Court of Appeals ¹		161 (36%) ¹	183 (23%) ¹	184 (23%) ¹	148 (15%) ¹	93 (8%) ¹	121 (10%) ¹	-15 (-1%) ¹	-134 (-10%) ¹	
Idaho--Supreme Court ¹			-27 (-15%) ¹	88 (5%) ¹	9 (4%) ¹	55 (22%) ¹	-12 (-4%) ¹	50 (17%) ¹	-22 (-6%) ¹	
Kansas--Supreme Court.....				-27 (-7%)	1 (0%)	70 (19%)	26 (8%)	6%)*		
Kentucky--Supreme Court.....	193 (20%)	-40 (-3%)	31 (3%)	16 (1%)	-18 (-2%)	83 (7%)	392 (-32%)*	-37 (-44%)*	308 (67%)	-189 (-20%)
Louisiana--Supreme Court.....	154 (26%)	108 (14%)	181 (21%)	39 (4%)	175 (16%)	348 (28%)	156 (10%)	504 (30%)	139 (6%)	1,804 (300%)
Maryland--Court of Appeals ¹	26 (6%) ¹	52 (12%) ¹	-86 (-18%) ¹	-55 (-14%) ¹	-44 (-13%) ¹	-54 (-18%) ¹	-77 (-31%) ¹	-2 (<-1%) ¹	1 (<1%) ¹	-237 (-58%)
Michigan--Supreme Court.....	-40 (-7%)	204 (40%)	-50 (-7%)	153 (23%)	146 (18%)	17 (2%)	71 (7%)	458 (44%)	133 (9%)	1,092 (201%)
Minnesota--Supreme Court.....	-55 (-9%)	8 (1%)	19 (3%)	74 (12%)	104 (15%)	140 (18%)	-10 (-1%)	90 (10%)	116 (12%)	486 (77%)
Mississippi--Supreme Court ¹ ...		-7 (-1%) ¹	108 (24%) ¹	63 (11%) ¹	-25 (-4%) ¹	12 (2%) ¹	167 (27%) ¹	-342 (-44%) ¹	-2 (<-1%) ¹	
Missouri--Supreme Court ¹	221 (27%) ¹	151 (15%) ¹	-189 (-16%) ¹	-611 (-61%) ¹	652 (168%) ¹	135 (-13%) ¹	266 (29%) ¹	-93 (-8%) ¹	-132 (-12%) ¹	130 (16%) ¹
Montana--Supreme Court.....		8 (4%)	39 (20%)	3 (1%)	30 (13%)	30 (11%)	110 (37%)	60 (15%)	48 (10%)	
Nebraska--Supreme Court ¹	40 (12%) ¹	112 (31%) ¹	-28 (-6%) ¹	100 (22%) ¹	-62 (-11%) ¹	87 (18%) ¹	145 (25%) ¹	-109 (-15%) ¹	39 (6%) ¹	324 (101%) ¹
Nevada--Supreme Court.....	77 (24%)	-90 (-23%)	69 (22%)	17 (4%)	42 (11%)	122 (28%)	250 (45%)	286 (35%)	-61 (-6%)	712 (223%)
New Hampshire--Supreme Court.....	-15 (-10%)	47 (34%)	2 (1%)	52 (28%)	30 (12%)	18 (7%)	-15 (-5%)	42 (15%)	-5 (-2%)	156 (101%)
New Jersey--Supreme Court ¹	31 (22%) ¹	25 (15%) ¹	-26 (-13%) ¹	4 (2%) ¹	10 (6%) ¹	38 (21%) ¹	11 (5%) ¹	-7 (-3%) ¹	-32 (-14%) ¹	54 (39%)
New Mexico--Supreme Court.....	-37 (-14%)	22 (10%)	55 (23%)	3 (1%)	135 (45%) ¹	67 (15%)	58 (12%)	74 (13%)	22 (3%)	399 (156%)
Ohio--Supreme Court ¹			96 (11%) ¹	143 (14%) ¹	59 (5%) ¹	120 (10%) ¹	156 (12%) ¹	148 (10%) ¹	57 (4%) ¹	
Oklahoma--STATE TOTAL.....	18 (1%)	-122 (-9%)	46 (4%)	140 (11%)	157 (11%)	228 (14%)	192 (11%)	4 (<1%)	-273 (-15%)	390 (29%)
Supreme Court.....	82 (13%)	-293 (-40%)	75 (17%)	194 (38%)*	33 (5%)	257 (35%)	27 (3%)	90 (9%)	-80 (-7%)	
Court of Criminal Appeals....	-64 (-9%)	171 (27%)	-19 (-4%)	-54 (-7%)	124 (17%)	-29 (-3%)	165 (20%)	-86 (9%)	-193 (-22%)	5 (<1%)
Oregon--Supreme Court.....	-26 (-6%)*	126 (29%)	49 (9%)	-54 (-9%)	114 (21%)	83 (12%)	223 (30%)	-88 (9%)	-291 (-33%)	136 (30%)
Pennsylvania--Supreme Court....				-37 (-3%)	220 (16%)	89 (5%)	40 (2%)	-187 (-11%)	395 (26%)	
Puerto Rico--Supreme Court....				117 (13%)	76 (8%)	12 (1%)	121 (11%)	44 (4%)	-121 (-9%)	
Rhode Island--Supreme Court ¹ ..				24 (7%) ¹	-4 (-1%) ¹	10 (3%) ¹	67 (19%) ¹	16 (4%) ¹	22 (5%) ¹	
Tennessee--Supreme Court ¹	14 (7%) ¹	8 (4%) ¹	-4 (-2%) ¹	-4 (-2%) ¹	61 (30%) ¹	61 (23%) ¹	-81 (-25%) ¹	-14 (-6%) ¹	-94 (-41%) ¹	-53 (-28%) ¹
Virginia--Supreme Court.....	195 (16%)	-51 (-4%)	69 (5%)	-140 (-11%)	7 (1%)	270 (21%)	146 (10%)	260 (16%)	-86 (-4%)	661 (56%)
Washington--Supreme Court.....			-36 (-8%)	12 (3%)	71 (17%)	7 (1%)	85 (17%)	49 (8%)	16 (3%)	
Wisconsin--Supreme Court ¹		39 (9%) ¹	61 (12%) ¹	-53 (-9%) ¹	105 (21%) ¹	49 (8%) ¹	53 (8%) ¹	61 (9%) ¹	143 (19%) ¹	
Intermediate appellate courts										
Arizona--Court of Appeals.....	134 (20%)	-22 (-3%)	92 (12%)	46 (5%)	400 (43%)	404 (31%)	292 (17%)	-12 (<-1%)	178 (9%)	1,512 (225%)
California--Courts of Appeal..	1,191 (18%)	606 (8%)	-133 (-2%)	612 (7%)	612 (7%)	518 (5%)	376 (4%)	1,148 (11%)	877 (8%)	5,807 (89%)
Colorado--Court of Appeals....	--	243 (65%)	-190 (-31%)	42 (10%)	-24 (-5%)	414 (93%)	57 (7%)	213 (23%)	-9 (<-1%)	
Illinois--Appellate Court.....	165 (10%)	643 (35%)	521 (21%)	24 (1%)	215 (7%)	876 (27%)	-162 (-4%)	408 (10%)	30 (<1%)	2,709 (160%)
Louisiana--Court of Appeals....	10 (1%)	39 (3%)	118 (8%)	16 (1%)	-10 (-1%)	441 (28%)	169 (8%)	218 (10%)	-21 (<-1%)	980 (70%)
Maryland--Court of Special Appeals ¹	93 (19%) ¹	136 (23%) ¹	-3 (-0%) ¹	154 (21%) ¹	100 (11%) ¹	174 (18%) ¹	230 (20%) ¹	-1 (<-1%) ¹	29 (2%) ¹	912 (182%) ¹
Michigan--Court of Appeals....	255 (13%)	122 (5%)	463 (20%)	277 (10%)	503 (16%)	856 (24%)	109 (2%)	730 (16%)	-26 (<-1%)	3,289 (168%)
Missouri--Court of Appeals ¹ ...	87 (15%) ¹	98 (15%) ¹	339 (45%)	519 (47%)	-211 (-13%) ¹	147 (10%)	253 (16%) ¹	-8 (<-1%) ¹	98 (5%)	1,322 (231%)
New Jersey--Appellate Division of Superior Court.....	382 (18%)	297 (12%)	837 (30%)	300 (8%)	-82 (-2%)	582 (15%)	436 (10%)	1,159 (24%)	120 (2%)	4,031 (195%)
New Mexico--Court of Appeals..	(0%)	64 (38%)	3 (1%)	83 (35%)	157 (49%)	39 (8%)	-68 (-13%)	130 (29%)	-37 (-6%)	371 (221%)
Ohio--Court of Appeals.....			513 (13%)	598 (14%)	594 (12%)	1,366 (25%)	335 (5%)	788 (11%)	-446 (-6%)	
Oklahoma--Court of Appeals....	--	--	27 (6%)	-107 (-23%)	41 (11%)	-79 (-19%)	91 (28%)	-65 (-16%)	96 (27%)	
Oregon--Court of Appeals.....	14 (2%)	45 (8%)	144 (23%)	77 (10%)	203 (24%)	493 (47%)	308 (20%)	501 (27%)	758 (32%)	
Pennsylvania--STATE TOTAL.....				694 (18%)	-558 (-12%)	1,107 (28%)	1,044 (21%)	297 (5%)	1,238 (21%)	
Supreme Court.....				237 (10%)	-467 (-17%)	793 (36%)	635 (21%)	69 (2%)	795 (21%)	
Commonwealth Court.....				457 (34%)	-91 (-5%)	314 (18%)	409 (20%)	228 (9%)	533 (20%)	
Tennessee--STATE TOTAL.....	3 (0%)	-4 (-0%)	183 (21%)	50 (5%)	-76 (-7%)	263 (26%)	51 (4%)	142 (11%)	-48 (-3%)	564 (66%)
Court of Appeals.....	98 (13%)	-36 (-7%)	46 (10%)	-4 (-1%)	-9 (-2%)	164 (34%)	45 (7%)	64 (9%)	-28 (-4%)	300 (70%)
Court of Criminal Appeals....	-95 (-13%)	32 (8%)	137 (34%)	54 (10%)	67 (-11%)	99 (19%)	6 (1%)	78 (12%)	-20 (-3%)	264 (61%)
Texas--Courts of Civil Appeals	75 (6%)	100 (8%)	69 (5%)	-65 (-5%)	170 (13%)	262 (17%)	60 (3%)	145 (8%)	203 (10%)	1,019 (88%)
Washington--Court of Appeals..	--	--	306 (24%)	1 (0%)	297 (24%)	278 (18%)	-42 (-2%)	219 (12%)	97 (5%)	

Note: For inclusion on this table a case is defined as any appeal, any original proceeding, or any request to appeal. Requests to appeal are counted when originally filed and are not counted again if granted. The numbers correspond to the numbers not in parentheses in the remainder of the report. All available data are entered in the table and all appropriate calculations are included. Blank spaces indicate that the data are not available or the calculations were not appropriate.

-- = Not applicable.

*Indicates the year the intermediate appellate court began operation.

¹Data are not complete:

- California--Supreme Court--Data do not include attorney disciplinary cases.
- District of Columbia--Court of Appeals--Data given include only appeals filed.
- Idaho--Supreme Court--Data given include only appeals filed.
- Maryland--Court of Appeals and Court of Special Appeals--Data given include only direct and discretionary appeals filed.
- Mississippi--Supreme Court--Data given include only appeals filed.
- Missouri--Court of Appeals--Data given include only appeals filed.
- Nebraska--Supreme Court--Data given include only appeals filed.
- New Jersey--Supreme Court--Data given include only direct and discretionary appeals filed.

- Tennessee--Supreme Court--Data given include only appeals filed.
- Wisconsin--Supreme Court--Data given include only appeals, original actions, and disciplinary cases filed.
- ²Explanation of data included in the category:
 - Missouri--Supreme Court--Data given include all cases and other proceedings filed with the court.
 - Ohio--Supreme Court--Data given include all cases filed with the court and requests to appeal granted. As a result, the requests to appeal granted are counted twice in this tally--once when they were filed as requests to appeal, and again when they were granted and became discretionary appeals.
 - Rhode Island--Supreme Court--Data given include all cases and other proceedings filed with the court.
- ^kAdditional information:
 - Delaware--Supreme Court--The figure given for the 1977 court year covers the calendar year. All other data given for this court are based on the fiscal year.

Trial court summary statistics

This section contains tables that display the 1978 statistical data from the trial courts. The data cannot be found in published annual reports alone. All published annual reports and other available documents from the 50 states, the District of Columbia, Guam, and Puerto Rico were used. Unpublished data provided by state court administrators or other officials were also used.

In this 1978 Annual Report the number of states with trial court data displayed has increased from 44 states and the District of Columbia in 1975, to 49 states, the District of Columbia, Guam, and Puerto Rico in 1977 and 1978. The number of courts displayed has increased greatly over 1975. The major reason for the increase has been the addition of statistics from limited jurisdiction courts. Court systems that contributed to the 1975 Annual Report have provided more data as state court administrators have become aware of the NCSP data needs. Several states that submitted no data for the 1975 report have since changed or improved their data systems to the extent that they now provide data for the national statistical series.

Trial court data received from states are generally more detailed and easier to interpret than appellate court data. However, some very specific problems prevent comparisons of the data presented in this report. These problems are (1) the lack of uniform case classifications; (2) lack of uniform ways of counting cases; (3) the lack of complete data reported by the courts; (4) questions relating to the validity of data collected, both published and unpublished; and (5) variations in the subject matter jurisdiction of the courts.

The first problem in comparing data available from trial courts is the lack of uniformity in case classification and unit of case count. Both the case categories and the data classified in the case categories vary from state to state. Under the case category of "law," for example, one state may use the term "civil judgment," another "civil complaint," and still another may report the case as "money judgment." This makes consolidation of these categories difficult. The lack of uniformity in unit of case count causes difficulty in comparison of caseload (see Figures A and B). Units of counting criminal cases may be informations, indictments, or complaints; the number of defendants; or even the number of charges. Civil cases may be counted at the filing of a complaint, at note of issue, or at the time placed on the calendar.

The second problem in comparing data available from trial courts is the lack of complete statistics. Some states report only total caseload. Others report individual case categories, but omit breakdowns within certain categories to show what is included within, for example, domestic relations, estate, or mental health. This omission

presents a problem in interstate comparisons. In addition, there are states that are not consistent in their reporting of data. The general jurisdiction court, for example, may give detailed category breakdowns, whereas the limited jurisdiction court may report only total civil, criminal, and juvenile cases, or not report at all.

The third problem relates to questions of validity of the data collected, both published and unpublished. One of the major factors in data validity is the chance of human error. Many elements (hidden data, transposition of figures, double counting of cases, manner used to verify data) contribute to the scope of this problem. Although many verification techniques have been implemented by state court administrators and by the National Court Statistics Project staff to keep errors to a minimum, the reader should understand that a verification process does not guarantee absolute accuracy.

The final problem is variation in the subject matter jurisdiction of the courts. In 1978, four states, Illinois, Idaho, Iowa, and South Dakota, in the District of Columbia, and in Guam, handled all types of cases in general jurisdiction courts. In other states, such as Florida and New Jersey, general jurisdiction courts process only major criminal cases and major civil actions, while other civil and criminal cases are handled by limited jurisdiction courts. Limited jurisdiction courts were added to this series in 1976 in order to present a complete picture of the trial court caseload. The 1978 state statistical profiles in Part II show that the number and types of trial courts vary from state to state. This difference in court structure must be kept in mind while examining the data in this document.

The reader should note two other factors before reviewing the trial court tables. The first: only states reporting data that could be displayed in specific case category tables (i.e., felony, real property rights, status offenses, etc.) were included in such tables. For the sake of clarity, those states that did not report such data were not listed. When data were not reported by every court in the state handling the case type, the data that were reported have been footnoted as being incomplete (footnote "p") in order to provide the reader with an indicator of incomplete data when comparing caseloads. This information will help determine whether caseloads can be compared between states or courts.

The following tables are sequenced from a general overview (national caseload totals for courts) to the more specific caseload detail (civil, criminal, traffic, and juvenile case categories and caseload).

TABLE 14: Reported national caseload (civil, criminal, traffic, juvenile, and total) in general jurisdiction, limited jurisdiction, and all trial courts, 1978.
Estimated civil, criminal, juvenile, traffic, and total cases filed and disposed in all trial courts

Reported and estimated caseload	Beginning		End	
	pending	Filed	Disposed	pending
Civil				
All trial courts:				
Reported cases.....	3,623,580	11,372,589	9,533,286	3,912,102
Number of states reporting complete data.....	5	21	15	6
Percent of population represented by complete data.....	9%	52%	44%	10%
Percent of variance explained (R ²).....		93%	98%	
Estimated national totals.....		13,000,000	11,900,000	
General jurisdiction courts:				
Reported cases.....	2,806,989	5,084,556	4,450,458	2,951,563
Number of states reporting complete data.....	25	43	33	25
Percent of population represented by complete data.....	45%	82%	72%	45%
Limited jurisdiction courts:				
Reported cases.....	816,591	6,288,033	5,082,828	960,539
Number of states reporting complete data (44 states handle civil cases in limited jurisdiction courts).....	6	16	13	6
Percent of population represented by complete data (198,506,000 is the population in the 44 states).....	16%	47%	44%	16%
Criminal				
All trial courts:				
Reported cases.....	1,128,360	8,804,329	7,001,344	1,263,247
Number of states reporting complete data.....	7	17	15	7
Percent of adult population represented by complete data (154,806,000 is the total adult population).....	7%	38%	34%	7%
Percent of variance explained (R ²).....		90%	99%	
Estimated national totals.....		13,700,000	12,200,000	
General jurisdiction courts:				
Reported cases.....	598,495	2,020,918	1,763,886	652,165
Number of states reporting complete data.....	29	45	40	29
Percent of adult population represented by complete data.....	45%	86%	79%	45%
Limited jurisdiction courts:				
Reported cases.....	529,865	6,783,411	5,237,458	611,082
Number of states reporting complete data (46 states handle criminal cases in limited jurisdiction courts).....	4	13	9	4
Percent of adult population represented by complete data (143,237,000 is the adult population in the 46 states).....	5%	33%	27%	5%
Traffic				
All trial courts:				
Reported cases.....	1,185,983	51,019,573	40,233,014	1,419,311
Number of states reporting complete data.....	7	18	15	7
Percent of population represented by complete data.....	7%	39%	35%	7%
Percent of variance explained (R ²).....		93%	99%	
Estimated national totals.....		57,500,000	51,000,000	
General jurisdiction courts:				
Reported cases.....	124,977	7,516,108	5,101,053	148,674
Number of states reporting complete data (15 states handle traffic cases in general jurisdiction courts).....	7	13	10	7
Percent of population represented by complete data (53,191,000 is the population in the 15 states).....	28%	82%	62%	28%
Limited jurisdiction courts:				
Reported cases.....	1,061,006	43,503,465	35,131,961	1,270,637
Number of states reporting complete data (46 states handle traffic cases in limited jurisdiction courts).....	4	13	10	4
Percent of population represented (205,470,000 is the population in the 46 states).....	5%	34%	25%	5%
Juvenile				
All trial courts:				
Reported cases.....	145,498	1,262,414	1,063,848	143,687
Number of states reporting complete data.....	16	35	24	16
Percent of juvenile population represented by complete data (64,260,000 is total juvenile population).....	33%	65%	53%	33%
Percent of variance explained (R ²).....		71%	85%	
Estimated national totals.....		1,450,000	1,380,000	
General jurisdiction courts:				
Reported cases.....	92,687	709,077	611,975	102,138
Number of states reporting complete data (31 states handle juvenile cases in general jurisdiction courts).....	13	24	18	13
Percent of juvenile population represented by complete data (39,323,000 is the juvenile population in the 31 states).....	45%	76%	67%	45%
Limited jurisdiction courts:				
Reported cases.....	52,811	553,337	451,873	41,549
Number of states reporting complete data (28 states handle juvenile cases in limited jurisdiction courts).....	5	15	11	5
Percent of juvenile population represented by complete data (36,609,000 is the juvenile population in the 28 states).....	17%	43%	35%	17%

(continued on next page)

Reported and estimated caseflow	Beginning		End	
	pending	Filed	Disposed	pending
Total				
All trial courts:				
Reported cases.....	6,2716,271,588	73,530,552	59,29,012	6,953,264
Number of states reporting complete data	2	14	10	2
Percent of population represented by complete data.....	<1%	31%	27%	<1%
Estimated national totals.....				
General jurisdiction courts:				
Reported cases.....	3,719,893	15,421,511	12,122,827	3,963,738
Number of states reporting complete data	20	41	33	20
Percent of population represented by complete data.....	31%	77%	67%	31%
Limited jurisdiction courts:				
Reported cases.....	2,551,695	58,133,663	47,086,185	2,989,526
Number of states reporting complete data (46 states have limited jurisdiction courts).....	1	12	8	1
Percent of population represented by complete data (205,470,000 is the population in the 46 states).....	<1%	31%	27%	<1%

Note: The only data included in this table are those from the 50 states and the District of Columbia. Data from Puerto Rico and Guam are not included in this table. To ascertain the states that reported data in any category, refer to Table 15 for general jurisdiction courts and Table 16 for limited jurisdiction courts.

Reported cases:

The reported cases totals for all trial courts, general jurisdiction courts, and for limited jurisdiction courts include all data reported by any court in each state, whether or not the data were complete.

Number of states reporting complete data:

The number of states whose total for the particular category was complete, that is, did not have footnotes "i" or "p" attached.

Percent of population represented by complete data:

State population figures used are the revised 1978 Bureau of the Census estimates and total 222,093,000 for the 50 states and the District of Columbia.

Estimated national totals:

Estimated national totals are the cumulative totals of all reported state total data that were complete plus the estimated data for each state for whom complete figures were not available. The procedure used to estimate incomplete and missing data is discussed in Appendix A of this volume.

Percent of variance explained:

The R^2 statistic gives the percent of the variation in the reported caseflow that is explained by the variation of the independent variable used in predictive equation.

Each of the predictive equations had an associated R^2 that was statistically significant, in that, the p value for each of the R^2 was less than .01. A significance level of $p < .01$ indicates that a result of this magnitude will occur by chance less than one time in one hundred, i.e., that, were there no relationship between the independent and dependent variables we would find this large an R^2 value less than one out of every hundred times, due only to chance.

TABLE 15: Reported general jurisdiction caseload, 1978.
Civil, criminal, traffic, juvenile, and total cases, with state population and number of judges

State and court title	Beginning pending					Filed				
	Civil	Criminal	Traffic	Juvenile	Total	Civil	Criminal	Traffic	Juvenile	Total
Alabama--Circuit Court ^{1,8}			NH			70,465	23,326	NH	17,229	111,090
Alaska--Superior Court ^{1,6}	12,089	410 ¹	NH		12,499 ¹	11,370	1,190	NH	1,296	13,856
Arizona--Superior Court ^{1,8}	76,691 ¹	5,766	NH	240 ¹	82,697 ¹	79,587 ¹	14,005	NH	1,207 ¹	94,799 ¹
Arkansas--STATE TOTAL	56,811 ¹	8,958 ¹	NH	NH	65,769 ¹	67,275	14,284 ¹	NH	NH	81,559 ¹
Circuit Court ^{1,6}	17,691	8,958 ¹	NH	NH	26,649 ¹	24,408	14,284 ¹	NH	NH	38,692 ¹
Chancery and Probate Court ¹	39,120 ¹		NH	NH	39,120 ¹	42,867		NH	NH	42,867
California--Superior Court ^{1,8}			NH			563,355	58,077	NH	105,227	726,659
Colorado--STATE TOTAL	3,090 ^P	12,415	NH	X	92,136	93,177	15,025	NH	16,782	124,984
District Court, Denver Superior Court, Denver Juvenile Court, and Denver Probate Court ^{1,8}	X	12,415	NH	X	89,046	90,309	15,025	NH	16,782	122,116
Water Court ¹	3,090		NH	NH	3,090	2,868		NH	NH	2,868
Connecticut--Superior Court ^{1,8}	34,258	3,851	NH	NH	38,109	28,089	3,871	NH	NH	31,960
Delaware--STATE TOTAL	10,921	1,594	NH	NH	12,515	6,672	3,293	NH	NH	9,965
Superior Court ^{1,8}	3,423	1,594	NH	NH	5,017	3,915	3,293	NH	NH	7,208
Court of Chancery ¹	7,498		NH	NH	7,498	2,757		NH	NH	2,757
*District of Columbia--Superior Court ^{2,8}	20,743 ¹	4,815	6,585 ^F	1,224	33,367 ¹	158,286	28,332	53,359 ^F	6,384	246,361 ^F
Florida--Circuit Court ^{1,9}			NH			262,355	95,842	NH	76,723 ¹	434,920 ¹
Georgia--Superior Court ^{1,1,9}	104,436 ¹	25,603 ¹	3,145 ¹	NH	133,184 ¹	110,697	42,023	12,807	NH	165,527
Guam--Superior Court ^{1,7}	6,913	340	3,303	381	10,937	4,490	685	18,512	935	24,622
Hawaii--STATE TOTAL	24,127	2,567	95 ^F	3,414	30,203 ^F	22,716	2,097	81 ^F	7,756	32,650 ^F
Circuit Court ^{1,8}	24,019	2,567	95 ^F	3,414	30,095 ^F	22,616	2,097	81 ^F	7,756	32,550 ^F
Land Court ¹	83		NH	NH	83	53		NH	NH	53
Tax Appeal Court ¹	25		NH	NH	25	47		NH	NH	47
*Idaho--STATE TOTAL	25,018	6,972	5,639 ^F	2,346	39,975 ^F	48,172	29,219	213,358 ^F	7,915	298,664 ^F
District Court ^{1,8}	7,488	1,201	2 ^F	3	8,694 ^F	8,483	3,113	15 ^F	1	11,612 ^F
Magistrates Division ^{1,9}	17,530	5,771	5,637 ^F	2,343	31,281 ^F	39,689	26,106	213,343 ^F	7,914	287,052 ^F
*Illinois--Circuit Court ^{1,7}	438,312 ¹	81,811 ¹		13,116	533,239 ¹	689,701	517,975	6,397,090 ^S	29,183	7,633,949 ^S
Indiana--STATE TOTAL	211,183	27,019	6,259 ^F	10,462	254,923 ^F	200,991	44,123	83,879 ^F	16,978	345,971 ^F
Superior Court and Circuit Court ^{1,7}	211,183	26,279	6,259 ^F	10,462	254,183 ^F	200,991	42,199	83,879 ^F	16,978	344,047 ^F
Criminal/Court of Marion County ^{1,7}		740	NH	NH	740		1,924	NH	NH	1,924
*Iowa--District Court ^{1,6}	53,154 ¹	55,266	21,406 ^F		129,826 ¹	143,817	177,024	190,670 ^F	6,195	517,706 ^F
Kansas--District Court ^{1,7}	31,621 ¹	7,919			39,540 ¹	92,076 ¹	25,211	267,140 ^F	25,971	410,398 ¹
Kentucky--Circuit Court ^{1,8}			NH	NH		54,845	10,132	NH	NH	64,977
Louisiana--District Court ^{1,8}			NH	NH		141,000	229,541	NH	NH	370,541
Maine--Superior Court ^{1,7}	8,293 ¹	1,900	400 ^F	NH	10,593 ¹	8,023	5,444	2,216 ^F	NH	15,683 ^F
Maryland--Circuit Court ^{1,6}	85,459	13,689 ¹	NH	4,574 ¹	103,722 ¹	74,720	36,103	NH	22,371	133,194
Massachusetts--Superior Court ^{1,6}	85,088	40,810	NH	NH	125,898			NH	NH	
Michigan--STATE TOTAL	52,786 ¹	8,198 ¹		NH	60,984 ¹	115,534 ¹	17,744 ¹		NH	199,438 ¹
Circuit Court ^{1,9}	51,949 ¹	8,198 ¹	NH	NH	60,147 ¹	115,039 ¹	17,744 ¹	NH	NH	198,943 ¹
Court of Claims ¹	837		NH	NH	837	495		NH	NH	495
Recorder's Court ⁹			NH	NH				NH	NH	
Minnesota--District Court ^{3,12}	8,700	2,240	NH		10,940 ¹	16,461	10,678	NH		27,139 ¹
Mississippi--STATE TOTAL			NH			57,391 ¹	8,082 ¹	NH		65,473 ¹
Circuit Court ^{1,6}			NH	NH		13,764 ¹	8,082 ¹	NH	NH	21,846 ¹
Chancery Court ¹			NH			43,627 ¹		NH		43,627 ¹
Missouri--Circuit Court and Court of Common Pleas ^{1,6}	68,454	9,559	NH	9,410	87,423	79,578	19,020	NH	18,563	117,161
Montana--District Court ^{1,7}			NH			25,055	2,842	NH	1,381	29,278
Nebreska--District Court ^{1,8}	8,473	2,356	NH	NH	10,829	21,272	6,171	NH	NH	27,443
Nevada--District Court ^{1,1,9}			NH			9,038 ¹	1,627 ¹	NH	708 ¹	11,373 ¹
New Hampshire--Superior Court ^{5,12}	19,640	5,483	NH	NH	25,123	19,479	7,136	NH	NH	26,615
New Jersey--Superior Court and County Court ^{2,6}	62,819	30,584	NH	NH	93,403	74,337	27,084	NH	NH	101,421
New Mexico--District Court ^{1,9}	21,547	2,345	NH	2,514	26,406	40,568	4,949	NH	3,811	49,328

Disposed					End pending					State population	Number of
Civil	Criminal	Traffic	Juvenile	Total	Civil	Criminal	Traffic	Juvenile	Total	In thousands	Judges
70,740	23,273	NH	15,072	109,085			NH			3,834	112
10,300	1,145	NH	1,063	12,508	13,159	283 ¹	NH		13,442 ¹	401	20
74,658 ¹	13,671	NH	1,177 ¹	89,506 ¹	82,318 ¹	6,100	NH	270 ¹	88,688 ¹	2,518	76
56,504 ¹	13,260 ¹	NH	NH	69,764 ¹	61,757 ¹	9,982 ¹	NH	NH	71,739 ¹	2,241	56
20,253	13,260 ¹	NH	NH	33,513 ¹	21,846	9,982 ¹	NH	NH	31,828 ¹	--	29
36,251 ¹	NH	NH	NH	36,251 ¹	39,911 ¹	NH	NH	NH	39,911 ¹	--	27
448,364	51,369	NH	99,347	599,080			NH			22,839	551
1,963 ^P	15,837	NH	X	115,154	3,995 ^P	11,603	NH	X	101,966	2,767	105
X	15,837	NH	X	113,191	X	11,603	NH	X	97,971	--	105
1,963	NH	NH	NH	1,963	3,995	NH	NH	NH	3,995	--	7 dist. judges serve
24,487	3,797	NH	NH	28,284	37,860	3,925	NH	NH	41,785	3,095	45
6,062	3,470	NH	NH	9,532	11,531	1,417	NH	NH	12,948	598	14
3,631	3,470	NH	NH	7,101	3,707	1,417	NH	NH	5,124	--	11
2,431	NH	NH	NH	2,431	7,824	NH	NH	NH	7,824	--	3 chancellors
157,340	29,056	53,952 ^F	6,502	246,850 ^F	21,702 ¹	4,091	5,992 ^F	1,106	32,891 ^F	670	44
243,321	82,548	NH	71,516 ¹	397,385 ¹			NH			9,132	292
103,409 ¹	39,538 ¹	13,548 ¹	NH	156,495 ¹	110,619 ¹	28,341 ¹	3,517 ¹	NH	142,477 ¹	5,286	101
8,953	593	16,948	1,273	27,767	2,450	432	4,876	43	7,792	102	5
19,787	1,732	100 ^F	7,751	29,370 ^F	27,056	2,932	76 ^F	3,419	33,483 ^F	929	23
19,715	1,732	100 ^F	7,751	29,298 ^F	26,920	2,932	76 ^F	3,419	33,347 ^F	--	23
47	NH	NH	NH	47	89	NH	NH	NH	89	--	2 first circuit judges serve
25	NH	NH	NH	25	47	NH	NH	NH	47	--	2 first circuit judges serve
43,678	28,275	212,219 ^F	7,406	291,578 ^F	29,512	7,916	6,778 ^F	2,855	47,061 ^F	911	96
7,906	3,020	13 ^F	2	10,941 ^F	8,065	1,294	4 ^F	2	9,365 ^F	--	28
35,772	25,255	212,208 ^F	7,404	280,637 ^F	21,447	6,622	6,774 ^F	2,853	37,698 ^F	--	43 lawyer and 25 non-lawyer magistrates
670,629	488,507	4,023,611 ^S	26,517	5,209,264 ^S	454,699 ¹	93,024 ¹		16,278	564,001 ¹	11,434	373 circuit and 269 assoc. circ. judges
183,074	41,478	82,670 ^F	16,267	321,489 ^F	229,100	29,664	7,468 ^F	11,173	277,409 ^F	5,446	171
183,074	39,642	82,670 ^F	16,267	321,653 ^F	229,100	28,836	7,468 ^F	11,173	276,577 ^F	--	83 superior, and 84 circuit judges
NH	1,836	NH	NH	1,836	NH	828	NH	NH	828	--	4
130,330 ¹	158,685	187,094 ^F	5,915	481,615 ¹	59,436 ¹	73,043	24,283 ^F		156,762 ¹	2,919	92 district and 15 assoc. district judges, 15 regular full-time, 9 substitute full-time, and 191 part-time magistrates.
72,813 ¹	25,051	252,688 ^F	9,861 ¹	360,413 ¹	35,129 ¹	8,079			43,208 ¹	2,333	70 district, 64 assoc. dist. and 76 dist. magistrate judges.
51,408	9,440	NH	NH	60,848			NH	NH		3,611	87
		NH	NH				NH	NH		4,073	133 judges, 1 magistrate
6,856	5,349	2,009 ^F	NH	14,214 ^F	9,006 ¹	1,995	60 ^F	NH	11,608 ¹	1,115	14
62,687	32,875	NH	22,217	117,779	97,492	16,906 ¹	NH	4,190 ¹	118,588 ¹	4,212	90
		NH	NH		87,856	35,468	NH	NH	123,324	5,743	46
113,271 ¹	19,094 ¹	NH	NH	197,621 ¹	55,049 ¹	6,848 ¹	NH	NH	61,897 ¹	9,202	161
112,679 ¹	19,094 ¹	NH	NH	197,029 ¹	54,309 ¹	6,848 ¹	NH	NH	61,157 ¹	--	138
592	NH	NH	NH	592	740	NH	NH	NH	740	--	1 circuit judge serves
NH		NH	NH		NH		NH	NH		--	23
17,594	10,487	NH		28,081 ¹	7,566	2,433	NH		9,999 ¹	4,005	70 judges and 2 juvenile judges
		NH					NH			2,488	66
		NH	NH				NH	NH		--	30
		NH					NH			--	36
77,363	18,330	NH	18,054	113,747	70,639	10,249	NH	9,919	90,807	4,871	116
20,025	2,442	NH	1,005	23,472			NH			784	29
21,403	5,611	NH	NH	27,014	8,342	2,916	NH	NH	11,258	1,561	45
		NH					NH			719	25
18,960	6,578	NH	NH	25,538	20,159	6,041	NH	NH	26,200	894	15 justices
70,579	25,651	NH	NH	96,230	66,577	32,017	NH	NH	98,594	7,356	98 superior, 108 county judges authorized
36,955	4,697	NH	4,693	46,345	25,160	2,597	NH	1,632	29,389	1,252	39

(continued on next page)

TABLE 15: Reported general jurisdiction caseload, 1978. (continued)

State and court title	Beginning pending					Filed				
	Civil	Criminal	Traffic	Juvenile	Total	Civil	Criminal	Traffic	Juvenile	Total
New York--Supreme Court and County Court ^{1,8} ...	65,472	9,825 ¹	NH	NH	75,297 ¹	64,671	31,506	NH	NH	96,177
North Carolina--Superior Court ^{1,12}	80,369 ¹	18,448	NH	NH	98,817	71,221 ¹	53,278	NH	NH	124,499
North Dakota--District Court ^{1,6}	4,640 ¹	X	X ¹		4,954 ¹	9,975	1,057	518 ¹	5,709	17,259 ¹
Ohio--Court of Common Pleas ^{1,8}	152,410 ¹	6,583	NH	19,773	178,766 ¹	254,758	31,575	NH	210,539	496,872
Oklahoma--District Court ^{1,6}	168,482	45,465 ¹	47,607 ¹	6,273	267,927 ¹	181,020	59,348	209,052 ¹	8,141	457,561 ¹
Oregon--STATE TOTAL	42,154 ¹	4,398	NH		46,552 ¹	60,700	16,097	NH	14,523	91,320
Circuit Court ^{1,11}	42,030 ¹	4,398	NH		46,428 ¹	60,562	16,097	NH	14,523	91,182
Tax Court ¹	124	NH	NH	NH	124	138	NH	NH	NH	138
Pennsylvania--Court of Common Pleas ^{1,8}	64,066	26,279	NH	6,272	96,617	186,106	72,562	NH	37,365	296,033
Puerto Rico--Superior Court ^{1,10}	41,635	18,210	NH	1,449	61,294	94,351	19,944	NH	5,595	119,890
Rhode Island--Superior Court ^{1,6}			NH	NH		6,795	3,181	NH	NH	9,976
South Carolina--Circuit Court ^{1,6}	16,969	9,232 ¹	NH	NH	26,201 ¹	28,300	30,308 ¹	NH	NH	58,608 ¹
*South Dakota--Circuit Court ^{1,1,6}						4,486 ¹			2,735 ¹	7,221 ¹
Tennessee--STATE TOTAL	77,171	X	X	NH	96,871 ¹	85,909	28,148	3,359 ¹	NH	117,416 ¹
Circuit Court and Criminal Court ^{1,1,6}	46,985	X	X	NH	66,689 ¹	49,378	28,148	3,359 ¹	NH	80,885 ¹
Law and Equity Court ^{1,1}	3,862	NH	NH	NH	3,862	3,868	NH	NH	NH	3,868
Chancery Court ^{1,1}	26,324	NH	NH	NH	26,324	32,663	NH	NH	NH	32,663
Texas--District Court ^{1,9} and Criminal District Court ⁹	314,326 ¹	68,434 ¹	NH	5,244 ¹	388,004 ¹	296,127 ¹	86,223 ¹	NH	12,329 ¹	394,679 ¹
Utah--District Court ^{1,1}	22,212	1,261	NH	NH	23,473	28,542	3,444	NH	NH	31,986
Vermont Superior Court ^{1,6}	7,125	33	NH	NH	7,158	6,892	82	NH	NH	6,974
Virginia--Circuit Court ^{1,8}	90,238	14,868	NH	NH	105,106	71,975	53,083	NH	NH	125,058
Washington--Superior Court ^{1,8}			NH			103,946	14,278	NH	17,406	135,630
West Virginia--Circuit Court ^{5,12}	39,291	11,111	NH	3,097	53,499	37,042	10,897	NH	6,115	54,054
Wisconsin--Circuit Court and County Court ^{1,6}	134,543	19,824	33,841 ¹	4,728	192,936 ¹	188,406	42,977	82,579 ¹	27,578	341,540 ¹
Wyoming--District Court ^{1,1,6}	3,808 ¹	604 ¹	NH		4,412 ¹	11,583	1,404	NH	957	13,944

Note: All available data are entered in the table. Blank spaces indicate that the data are not available.

NH = This case type is not handled in this court.

X = The data for this case type are known to be included in the total, but were not available by category.

*These states have a single-tier trial court. The trial courts in these states listed here have no limited jurisdiction courts under them, so included in their caseload are cases that would be heard by limited jurisdiction courts elsewhere.

¹Data are not complete:

Alaska--Criminal pending data were available for felony cases only. No juvenile pending data were available.

Arizona--Civil figures do not include adoption data for Maricopa County. Mental health pending and filing figures were not available. Juvenile data were not available for Maricopa or Yuma Counties.

Arkansas--Chancery and Probate Court--Pending and disposed data do not include adoption, guardianship/conservatorship/trusteeship, other estate, or mental health cases.

District of Columbia--Pending data do not include estate cases.

Florida--No data were available for juvenile status offense cases.

Georgia--Pending and disposed data do not include cases filed before July 1, 1970.

Illinois--Pending data do not include civil estate cases, criminal misdemeanors from non-suburban Cook County, or any traffic data.

Iowa--No pending data were available for domestic relations, estate, or juvenile cases. No disposition data were available for guardianship/conservatorship/trusteeship cases.

Kansas--Civil and total filing figures do not include other estate cases. Civil and total pending figures do not include small claims, adoption, mental health, or estate cases. Civil and total disposed figures do not include small claims, adoption, or mental health cases. Juvenile and total disposed figures do not include other juvenile cases. No pending data were available for traffic or juvenile cases.

Maine--Civil and total pending data do not include support/custody cases.

Maryland--Criminal pending data do not include sentence review only cases or adult offenses against juveniles. Sentence review only cases are not included in the total cases category, either.

Michigan--Circuit Court--No data were available for one court location. Six other reported grand total filing and disposition figures. These data are included in the total figures, but not the major category figures of civil, criminal, traffic, and juvenile.

Minnesota--No juvenile data were available for this court.

Disposed					End pending					State population	Number of
Civil	Criminal	Traffic	Juvenile	Total	Civil	Criminal	Traffic	Juvenile	Total	In thousands	Judges
63,907	33,387	NH	NH	97,294	66,236	8,608 ¹	NH	NH	74,844 ¹	17,720	259 supreme, 102 county judges 58 regular and 8 special judges
69,023 ¹	50,797	NH	NH	119,820	82,567 ¹	20,929	NH	NH	103,496	5,739	19
9,268 ¹	987	X	X	17,758 ²	5,265 ¹	X	X ¹		5,649 ^{1r}	651	314
247,512	30,603	NH	206,258	484,373	157,141 ¹	7,555	NH	24,054	188,750 ¹	10,795	64 dist., 77 assoc. dist., and 48 special judges.
214,317	56,419	201,579 ²	6,863	479,178 ²	135,180	48,333 ¹	55,080 ²	7,548	246,141 ^{1r}	2,913	76
52,117 ¹	14,973	NH		67,090 ¹	45,027 ¹	5,522	NH		50,549 ¹	2,510	75
51,979 ¹	14,973	NH		66,952 ¹	44,903 ¹	5,522	NH		50,425 ¹	--	1
138	NH	NH	NH	138	124	NH	NH	NH	124	--	309
183,785	65,672	NH	37,750	287,207	66,419	29,009	NH	5,887	101,315	11,865	89
97,439	23,083	NH	6,085	126,607	38,547	15,058	NH	959	54,564	3,115	17
27,947	30,868 ¹	NH	NH	58,815 ¹	17,322	8,672 ¹	NH	NH	25,994 ¹	957	25
21,478 ¹	116,399 ¹	(J)	1,458 ¹	139,335 ¹						3,041	36
81,198	X	X	NH	109,959 ²	81,882	X	X	NH	104,328 ²	4,462	116
46,600	X	X	NH	75,361 ²	49,763	X	X	NH	72,209 ²	--	58 circuit, 26 criminal judges 5
3,427	NH	NH	NH	3,427	4,303	NH	NH	NH	4,303	--	27 chancelors
31,171	NH	NH	NH	31,171	27,816	NH	NH	NH	27,816	--	299 district, 10 criminal judges
275,417 ¹	88,960 ¹	NH	12,952 ¹	377,329 ¹	335,036 ¹	65,697 ¹	NH	4,621 ¹	405,354 ¹	13,498	24
24,270	3,305	NH	NH	27,575	26,299	1,425	NH	NH	27,724	1,364	8
6,733	76	NH	NH	6,809	7,284	39	NH	NH	7,323	498	107
64,715	50,539	NH	NH	115,244	97,498	17,422	NH	NH	114,920	5,284	111
84,067 ¹	13,817	NH		97,884 ¹						3,886	57
34,838	6,178	NH	6,251	47,267	41,495	15,830	NH	2,961	60,286	1,920	54 circuit, 127 county judges
166,128	38,305	71,583 ²	26,080	301,096 ²	157,170	24,601	44,873 ^{1r}	6,225	232,869 ^{1r}	4,631	15
9,178 ¹	1,355 ¹	NH		10,533 ¹	4,023 ¹	653 ¹	NH		4,676 ¹	431	

Mississippi--Circuit Court--Data reported do not include 2 months of figures for one court location.

Chancery Court--No juvenile data were available for this court. Data reported did not include 3 months of figures for one court location.

Nevada--Data were only available for one court--the Second District (Washoe County). Approximately twenty-five percent of the total state population lives in this county.

New York--No pending data were available for criminal "Indictments--outside New York City."

North Dakota--Civil disposed and pending data do not include termination of parental rights cases. They are included in the grand total pending data and the civil and grand total filed figures. No pending data were available for juvenile cases or juvenile traffic offenses, either.

Ohio--No pending data were available for civil wrongful death, adoption, birth records, estate minor's settlement, mental health, or name change cases.

Oklahoma--No pending data were available for criminal postconviction remedy cases.

Oregon--Circuit Court--No pending or disposition data were available for adoption, mental health, or juvenile cases.

South Dakota--The only civil filing data that were available were for estate cases. Juvenile filings do not include other juvenile cases; juvenile dispositions do not include criminal type offense or status offense cases. No data were available for cases heard by the lawyer magistrates or lay magistrate/clerks who serve this court.

Texas--Data presented in this table are based on a less than complete number of monthly statistical reports that were received. The reporting rate for these courts was ninety-eight percent.

Washington--No disposition data were available for mental health or juvenile cases.

Wisconsin--Pending data do not include juvenile traffic cases.

Wyoming--No pending or disposition data were available for estate or juvenile cases.

J Explanation of data included in the category:

Arkansas--General jurisdiction courts--Data include a nominal number of juvenile cases and juvenile appeals.

Maryland--Pending figures for criminal adult offenses against juveniles are included with the juvenile pending data, not the criminal pending data.

Filings and dispositions of these cases are correctly categorized with the criminal cases.

North Carolina--Civil data on the chart include estate and special proceeding cases that are disposed by the clerks of this court.

South Carolina--Criminal and total figures include criminal cases disposed in the South Carolina County Court and Civil and Criminal Court, both of which are courts of limited jurisdiction.

South Dakota--Some traffic cases disposed are included with the criminal cases disposed reported on this table.

P Data were not available for all courts in the state.

¹ Traffic data reported do not include parking cases.

² Traffic data reported do include parking cases.

TABLE 16: Reported limited jurisdiction caseload, 1978.
Civil, criminal, traffic, juvenile, and total cases, with state population and number of judges

State and court title	Beginning pending					Filed				
	Civil	Criminal	Traffic	Juvenile	Total	Civil	Criminal	Traffic	Juvenile	Total
Alabama--STATE TOTAL.....	31,780 ^P	20,508 ^P	32,603 ^{PT}	2,740 ^P	87,631 ^{PT}	116,058 ^P	98,065 ^P	189,908 ^{PT}		425,361 ^{PT}
District Court ^{1,8}	31,780	20,508	32,603 ^F	2,740	87,631 ^F	116,058	98,065	189,908 ^F		425,361 ^F
Probate Court.....			NH	NH			NH	NH		
Municipal Court.....	NH			NH		NH			NH	
Alaska--STATE TOTAL.....	9,477 ^P	X	X	X	14,767 ^P	12,531	19,074	86,546	NH	118,151
District Court ^{1,7}	9,477	X	X	NH	14,767 ^F	12,292	17,705	85,406 ^F	NH	115,403 ^F
Magistrates Court ^{1,7}				NH		239	1,369	1,140	NH	2,748
Arizona--STATE TOTAL.....	22,981 ^I	25,487 ^I	208,732 ^I	NH	257,200 ^I	39,043 ^I	90,217 ^I	714,049 ^I	NH	843,309 ^I
Justices of the Peace ^{1,9}	22,981 ^I	5,045 ^I	32,861 ^I	NH	60,887 ^I	39,043 ^I	36,245 ^I	224,228 ^I	NH	299,516 ^I
Municipal Court ^{1,9}	NH	20,442 ^I	175,871 ^I	NH	196,313 ^I	NH	53,972 ^I	489,821 ^I	NH	543,793 ^I
Arkansas--STATE TOTAL.....						22,129 ^I	116,694 ^I	379,451 ^I	9,177	527,451 ^I
Court of Common Pleas ^{1,1}		NH	NH	NH		377 ^I	NH	NH	NH	377 ^I
County Court ¹		NH	NH			1,956	NH	NH	9,177	11,133
Municipal Court ^{1,1,7}				NH		19,655 ^I	112,768 ^I	362,802 ^I	NH	495,225 ^I
City Court, Police Court, and Justice of the Peace Court ^{1,1,7}				NH		141 ^I	3,926 ^I	16,649 ^I	NH	20,716 ^I
California--STATE TOTAL.....				NH		828,501	736,602	14,998,262 ^S	NH	16,563,365 ^S
Justice Court ^{1,9}				NH		45,635	63,500	583,408 ^S	NH	692,543 ^S
Municipal Court ^{1,9}				NH		782,866	673,102	14,414,854 ^S	NH	15,870,822 ^S
Colorado--STATE TOTAL.....	12,981	12,484 ^I	43,762 ^P	NH	69,227 ^I	64,345	43,078 ^I	153,103 ^P	NH	260,526 ^I
County Court ^{1,9}	12,981	12,484 ^I	43,762	NH	69,227 ^I	64,345	43,078 ^I	153,103	NH	260,526 ^I
Municipal Court.....	NH			NH					NH	
Connecticut--STATE TOTAL.....	35,822 ^I	16,610	18,437 ^F	4,444	75,313 ^{PT}	179,445	87,311	322,748 ^F	14,854	604,358 ^F
Court of Common Pleas ^{1,9}	35,778 ^I	16,610	18,437 ^F	NH	70,825 ^F	131,619	87,311	322,748 ^F	NH	541,678 ^F
Probate Court ¹		NH	NH	NH		47,653	NH	NH	NH	47,653
Juvenile Court ¹	44	NH	NH	4,444	4,488	173	NH	NH	14,854	15,027
Delaware--STATE TOTAL.....	13,258 ^I	1,548 ^P	418 ^{PT}		15,707 ^{PT}	32,897 ^I	40,129 ^P	89,299 ^P	8,702	171,026 ^I
Court of Common Pleas ^{1,10}	1,679	990	NH	NH	2,669	3,049 ^I	6,534	NH	NH	9,583 ^I
Family Court ¹	807 ^I				807 ^I	14,004	2,034	793	8,702	25,533
Municipal Court of Wilmington ¹⁰	NH	558	418 ^F	NH	976 ^F	NH	8,893	16,238 ^F	NH	25,131 ^F
Justice of the Peace Court ^{1,10}	10,772	X	X	NH	11,255	15,844	22,668	72,267	NH	110,779
Alderman's Court ^{1,10}				NH					NH	
Florida--County Court ^{b,1,9}				NH		215,208	234,193	2,133,457 ^F	NH	2,582,858 ^F
Georgia--STATE TOTAL.....	65,302 ^P	25,059 ^P	36,574 ^P		126,931 ^P	147,693 ^P	78,725 ^P	309,216 ^P	33,843	569,477 ^P
State Court ¹ and County Court ^{1,9}	65,302	24,796	26,320	NH	116,418	147,693	73,402	173,221	NH	394,316
Probate Court ⁹		259	10,254	NH	10,513 ^I		5,323	133,678	NH	139,001 ^I
Juvenile Court ¹	NH	NH					NH	2,317	33,843	36,160
Municipal Court.....	NH			NH					NH	
Civil Court.....			NH	NH				NH	NH	
Small Claims Court.....		NH	NH	NH			NH	NH	NH	
Magistrate's Court.....				NH					NH	
Justice of the Peace Court.....			NH	NH				NH	NH	
Recorders's Court, Mayor's Court, Municipal Court, City Council Court, Police Court, and Criminal Court.....	NH			NH					NH	
Hawaii--District Court ^{1,10}	6,857	5,020	54,034 ^S	NH	65,911 ^S	10,940	38,303	668,040 ^S	NH	717,283 ^S
Indiana--STATE TOTAL.....	45,969 ^P	34,614 ^P	71,278 ^{PT}	2,428	154,289 ^{PT}	111,388 ^P	80,201 ^P	266,245 ^{PT}	7,409	465,243 ^{PT}
County Court ^{1,7}	30,136	10,309	23,33 ^F	NH	63,77 ^F	89,015	40,589	171,52 ^F	NH	301,12 ^F
Juvenile Court of Marion County ⁷		8	NH	1,503	1,511		15	NH	6,603	6,618
Probate Court ¹	10,656	NH	NH	925	11,581	5,410	NH	NH	806	6,216
Municipal Court of Marion County ^{1,7}	5,177	24,297	47,948 ^F	NH	77,422 ^F	16,963	39,597	94,72 ^F	NH	151,283 ^F
City Court.....				NH					NH	
Town Court.....	NH			NH					NH	
Small Claims Court of Marion County.....		NH	NH	NH					NH	
Kansas--Municipal Court.....	NH		NH	NH					NH	
Kentucky--District Court ^{1,8}	9,694				9,694 ^I	111,149	193,728	241,121	34,114	580,112
Louisiana--STATE TOTAL.....						61,575 ^I	118,864 ^I	385,101 ^I	33,361 ^I	598,901 ^I
Family Court and Juvenile Court.....		NH	NH						28,240	28,240
City Court ¹ and Parish Court ¹ , and Municipal and Traffic Court of New Orleans ^{1,7}						61,575 ^I	118,864 ^I	385,101 ^I	5,121 ^I	570,661 ^I
Justice of the Peace Court.....		NH	NH	NH					NH	
Mayor's Court.....				NH					NH	
Maine--STATE TOTAL.....						40,513 ^I	X	X	5,350	215,974 ^I
District Court ^{1,7}						40,246 ^I	X	X	5,350	215,707 ^I
Administrative Court.....		NH	NH	NH		267	NH	NH	NH	267
Probate Court.....		NH	NH	NH					NH	
Maryland--STATE TOTAL.....						2,642 ^I	2,642 ^I	398,260 ^P	101,217	683,245
District Court ^{1,9}		(J)	2,642 ^I	2,642 ^I		398,260	101,217	683,245	2,094	1,184,816
Orphans' Court.....		NH	NH	NH					NH	
Massachusetts--STATE TOTAL.....	12,567 ^P				12,567 ^P	295,117 ^P	209,001 ^J	549,843 ^I	53,109	1,107,070 ^I
District Court ^{1,7}						170,054	200,834 ^J	549,843 ^I	39,704	960,435 ^I
Housing Court ^{1,7}			NH	NH		16,401	8,139	NH	NH	24,540
Land Court ¹	12,567	NH	NH	NH	12,567	8,565	NH	NH	NH	8,565
Probate Court ⁷		NH	NH	NH		100,097	NH	NH	NH	100,097
Juvenile Court ⁷			NH	NH			28	NH	13,405	13,433
Boston Municipal Court ^{1,7}				NH					NH	

Disposed					End pending					Population	Number
Civil	Criminal	Traffic	Juvenile	Total	Civil	Criminal	Traffic	Juvenile	Total	In thousands	of judges
93,255 ^P	92,215 ^P	176,003 ^{PP}		400,452 ^{1Pr}	54,583 ^P	26,358 ^P	46,508 ^{Pr}		127,449 ^{1Pr}	3,834	496
93,255	92,215	176,003 ^r		400,452 ^{1r}	54,583	26,358	46,508 ^r		127,449 ^{1r}	--	89
NH	NH	NH			NH	NH	NH			--	67
NH			NH		NH			NH		--	220 recorders, 120 mayors
9,748	1,298 ^P	1,128 ^P		114,016	12,200 ^P	X	X		17,254 ^{1P}	401	92
9,569	X	X		111,411 ^r	12,200	X	X		17,254 ^{1r}	--	17
179	1,298	1,128		2,605						--	53 part-time and 22 acting magistrates
38,008 ¹	81,176 ¹	689,098 ¹		808,282 ¹	24,016 ¹	34,528 ¹	233,683 ¹		292,227 ¹	2,518	176
38,008 ¹	33,188 ¹	202,107 ¹		273,303 ¹	24,016 ¹	8,102 ¹	54,982 ¹		87,100 ¹	--	84
NH	47,988 ¹	486,991 ¹		534,979 ¹	NH	26,426 ¹	178,701 ¹		205,127 ¹	--	92 magistrates
	NH	NH				NH	NH			2,241	327
	NH	NH				NH	NH			--	county judges serve
										--	75 judges, 51 juvenile referees
			NH							--	107
			NH							--	90 city, 2 police judges, 2 justices of the peace
623,007	671,048	13,015,114 ^S		14,309,169 ^S						22,839	563
33,390	55,987	488,757 ^S		578,134 ^S						--	108
589,617	615,061	12,526,357 ^S		13,731,035 ^S						--	455
61,115	41,278 ^{1P}	148,679 ^P		251,072 ^{1P}	16,211	14,284 ^{1P}	48,186 ^P		78,681 ^{1P}	2,767	280
61,115	41,278 ¹	148,679		251,072 ¹	16,211	14,284 ¹	48,186		78,681 ¹	--	106
NH					NH					--	174
45,440 ^{1P}	85,338	318,252 ^r	14,549	463,579 ^{1Pr}	37,206 ^{1P}	18,583	22,933 ^r	4,749	83,471 ^{1Pr}	3,095	196
45,276 ¹	85,338	318,252 ^r		448,866 ^{1r}	37,153 ¹	18,583	22,933 ^r		78,669 ^{1r}	--	61
	NH	NH				NH	NH			--	129
164	NH	NH	14,549	14,713	53	NH	NH	4,749	4,802	--	6
19,806 ¹	16,763 ^{1P}	29,464 ^{1P}		160,498 ¹	17,872 ^P	1,757 ^P	1,225 ^{Pr}		22,914 ^P	598	87
3,142	6,394			9,536	1,586	1,130			2,716	--	5
3,293 ¹				3,293 ¹	2,595	220	X	X	3,922	--	12
NH	9,044	15,431 ^r		24,475 ^r	NH	407	1,225 ^r		1,632 ^r	--	3
12,925	X	X		107,390	13,691	X	X		14,644	--	47 justices of the peace
446 ¹	1,325 ¹	14,033 ¹		15,804 ¹						--	13 aldermen, 1 deputy, 3 assistants, 2 alternates, and 1 mayor
201,511	207,790	1,946,444 ^r		2,355,745 ^r						9,132	190
140,075 ^P	73,291 ^P	297,374 ^P	31,685 ¹	542,425 ^{1P}	72,920 ^P	30,489 ^P	48,269 ^P		151,678 ^{1P}	5,286	1,932 ^P
140,075	68,000	164,098		372,173	72,920	30,198	35,443		138,561	--	76
	5,291	131,106		136,397 ¹		291	12,826		13,117 ¹	--	159
NH	NH	2,170 ¹	31,685 ¹	33,855 ¹	NH	NH				--	42; superior judges also serve
NH					NH					--	2
	NH	NH	NH			NH	NH			--	3
		NH	NH			NH	NH			--	86
		NH	NH							--	4 magistrates
										--	1,560
NH										--	(not available)
10,200	36,538	642,961 ^S		689,699 ^S	7,597	6,785	79,113 ^S		93,495 ^S	929	17
100,393 ^P	69,654 ^P	243,350 ^{PP}	6,709	420,106 ^{PP}	56,964 ^P	45,161 ^P	94,173 ^{Pr}	3,128	199,426 ^{PP}	5,446	188
78,391	36,487	155,514 ^r		270,392 ^r	40,760	14,411	39,338 ^r		94,509 ^r	--	56
NH	B		5,986	5,994	NH	15	NH	2,120	2,135	--	1
5,615	NH		723	6,338	10,451		NH	1,008	11,459	--	2
16,387	33,159	87,836 ^r		137,382 ^r	5,753	30,735	54,835 ^r		91,323 ^r	--	11 full-time and 4 part-time
NH					NH					--	81
NH					NH					--	25
NH					NH					--	8
NH					NH					2,333	356
67,671	164,870	209,237	26,129	467,907	53,172				53,172 ¹	3,611	114
39,163 ^{1P}	96,982 ^{1P}	324,087 ^{1r}	4,400 ^{1P}	464,632 ^{1Pr}						4,073	54 ^{1P}
NH	NH	NH			NH	NH	NH			--	8 family, 3 juvenile judges
39,163 ¹	96,982 ¹	324,087 ^{1r}	4,400 ¹	464,632 ^{1r}						--	58 city, 3 parish, 4 municipal, 4 traffic judges
NH	NH	NH	NH		NH	NH	NH			--	461 justices of the peace
17,879 ^{1P}	14,078 ¹	77,944 ^{1r}	1,907 ¹	111,808 ^{1Pr}						--	(not available)
17,601 ¹	14,078 ¹	77,944 ^{1r}	1,907 ¹	111,530 ^{1r}						--	38
										--	20
										--	16
278				278						--	1 judge, 1 associate judge
	28 ^{1P}			2,267					2,456	4,212	152
	28 ¹			2,267		(j)			2,456 ¹	--	85 judges and 1 chief judge
	NH	NH				NH	NH			--	66
116,424 ^P			33,013 ^P	149,437 ^{1P}	13,385 ^P				13,385 ^P	5,743	200 ^P
108,677			33,013	141,690 ¹						--	155 justices
										--	10
										--	2
7,747	NH	NH	NH	7,747	13,385	NH	NH	NH	13,385	--	(not available)
	NH	NH	NH			NH	NH	NH		--	27
NH					NH					--	4 full-time and 2 part-time

(Footnotes at end of table; continued on next page.)

TABLE 16: Reported limited jurisdiction caseload, 1978. (continued)

State and court title	Beginning pending					Filed				
	Civil	Criminal	Traffic	Juvenile	Total	Civil	Criminal	Traffic	Juvenile	Total
Michigan--STATE TOTAL.....	43,458 ¹	44,680 ¹	159,325 ^{1S}		247,463 ^{1S}	442,029 ¹	356,696 ¹	1,686,692 ^{1S}	24,415 ¹	2,726,179 ^{1S}
Common Pleas Court of Detroit ¹	7,374	6,916	NH	NH	14,290	168,644	89,036	NH	NH	257,680
District Court ^{1,9}	33,250 ¹	33,072 ¹	145,582 ^{1S}	NH	211,904 ^{1S}	245,759 ¹	246,757 ¹	1,529,999 ^{1S}	NH	2,238,822 ^S
Municipal Court ^{1,9}	1,066	4,692	13,743 ^S	NH	19,501 ^S	9,586	20,903	156,733 ^S	NH	187,222 ^S
Probate Court ¹	1,768 ¹	NH	NH	NH	1,768 ¹	18,040 ¹	NH	NH	24,415 ¹	42,455 ¹
Minnesota--STATE TOTAL.....	X	16,719 ^{1P}	114,960 ^{1P}	X	194,494 ^P	X	34,671 ^{1P}	511,964 ^{1P}	X	652,718 ^P
County Court ^{3,12}	X	16,719 ¹	114,960 ¹	X	194,494 ^P	X	34,671 ¹	511,964 ^{1P}	X	652,718 ^P
County Municipal Court ^{3,12}										
Conciliation Court ³		NH	NH	NH			NH	NH	NH	
Probate Court.....		NH	NH	NH			NH	NH	NH	
Mississippi--STATE TOTAL.....						16,618 ^P	2,635 ^P			19,253 ^{1P}
County Court ^{1,6}			NH			16,618	2,635	NH		19,253 ¹
Justice Court ^{1,6}			NH	NH				NH	NH	
Family Court.....	NH		NH			NH		NH		
Municipal Court.....	NH					NH				
Missouri--STATE TOTAL.....				NH		107,303	26,543 ^{1P}		NH	496,425 ^P
St. Louis Court of Criminal Correction ⁷	NH			NH		NH	3,566 ¹	X	NH	20,853
Magistrate Court ^{1,6}				NH		96,205	22,977 ¹	X	NH	464,470
Probate Court.....		NH	NH	NH		11,102	NH	NH	NH	11,102
Municipal and Police Court.....	NH		NH	NH		NH		NH	NH	
Montana--STATE TOTAL.....										
Justice Court.....										
Municipal Court.....	NH			NH		NH			NH	
City Court.....	NH			NH		NH			NH	
Nebraska--STATE TOTAL.....	33,115 ^P	19,889 ^P	13,958 ^P	1,073 ^P	68,035 ^P	50,471	45,276 ^P	203,299 ^P	4,677	420,806 ^P
County Court ^{1,7}	33,115	19,889	13,958 ^P	1,073	68,035 ^P	31,408	45,276	203,299 ^P	2,950	282,933 ^P
Municipal Court ^{1,9}						18,267	X	X	NH	135,350
Separate Juvenile Court.....	NH	NH	NH	NH			NH	NH	1,727	1,727
Workmen's Compensation Court ¹		NH	NH	NH		796	NH	NH	NH	796
Nevada--STATE TOTAL.....				NH						
Justice Court.....				NH						
Municipal Court.....	NH			NH		NH			NH	
New Hampshire--STATE TOTAL.....						16,288 ^P				16,288 ^P
District Court ^{5,12}										
Probate Court ⁵		NH	NH	NH		16,288	NH	NH	NH	16,288
Municipal Court ^{5,12}										
New Jersey--STATE TOTAL.....	55,270			13,491	68,761 ^{1P}	391,345	349,166	3,753,262 ^S	92,380	4,586,153 ^S
County District Court ^{1,7}	49,092			NH	49,092 ¹	317,885	3,755	83,685	NH	405,325
Juvenile and Domestic Relations Court ¹	6,178	NH	NH	13,491	19,669	73,460	NH	NH	92,380	165,840
Municipal Court ⁷	NH			NH		NH	345,411	3,669,577 ^S	NH	4,014,988 ^S
New Mexico--STATE TOTAL.....				NH		14,276 ^P	26,229 ^P	86,680	NH	127,185 ^P
Magistrate Court ^{1,7}				NH		14,276	26,229	86,680	NH	127,185
Probate Court.....		NH	NH	NH			NH	NH	NH	
Municipal Court.....	NH			NH		NH		NH	NH	
Small Claims Court of Albuquerque.....				NH				NH	NH	
New York--STATE TOTAL.....	54,664 ^{1P}	8,682 ^{1P}		24,487 ¹	87,833 ^{1P}	506,135 ^{1P}	665,366 ^P	99,283 ^P	48,818 ¹	1,319,602 ^{1P}
Civil Court of the City of New York ¹	24,053	NH	NH	NH	24,053	135,782	NH	NH	NH	135,782
Criminal Court of the City of New York ⁹	NH	8,682 ¹		NH	8,682 ¹	NH	665,366	99,283	NH	764,649
Family Court ^{1,1}	30,611 ¹	NH	NH	24,487 ¹	55,098 ¹	273,663 ¹	NH	NH	48,818 ¹	322,481 ¹
District Court and City Court ^{1,9}						44,176 ¹			NH	44,176 ¹
Surrogates' Court ¹		NH	NH	NH		52,514 ¹	NH	NH	NH	52,514 ¹
Court of Claims ¹		NH	NH	NH			NH	NH	NH	
Town and Village Justice Court ^{1,9}									NH	
North Carolina--District Court ^{1,12}	72,358	48,501	88,643		209,502 ¹	264,120	360,401	815,857	21,629	1,462,007
North Dakota--STATE TOTAL.....				NH		11,691 ¹	17,662		NH	29,353 ^{1P}
County Probate Court ¹		NH	NH	NH		1,787 ¹	NH	NH	NH	1,787 ¹
County Court with Increased Jurisdiction ^{1,7}				NH		8,773 ¹	12,953		NH	21,726 ¹
County Justice Court ^{1,1,7}				NH		1,131 ¹	4,709		NH	5,840 ¹
Municipal Court.....	NH	NH		NH		NH	NH		NH	
Ohio--STATE TOTAL.....	93,038	25,812 ^P	54,831 ^P	NH	173,681 ^P	360,477	301,688 ^P	1,389,299 ^P	NH	2,051,464 ^P
County Court ^{1,8}	4,805	3,221	5,710 ^P	NH	13,736 ^P	20,690	25,299	143,145 ^P	NH	189,134 ^P
Court of Claims ^{8,1}	1,199	NH	NH	NH	1,199	1,989	NH	NH	NH	1,989
Municipal Court ^{1,8}	87,034	22,591	49,121 ^P	NH	158,746 ^P	337,798	276,389	1,246,154 ^P	NH	1,860,341 ^P
Mayors' Court.....	NH			NH					NH	
Oklahoma--STATE TOTAL.....	11 ^P			NH	11 ^P	6 ^P			NH	6 ^P
Worker's Compensation Court ⁴		NH	NH	NH			NH	NH	NH	
Court of Bank Review.....	11	NH	NH	NH	11	6	NH	NH	NH	6
Court of Tax Review.....	0	NH	NH	NH	0	0	NH	NH	NH	0
Municipal Criminal Court of Record.....	NH			NH		NH			NH	
Municipal Court Not of Record.....	NH			NH		NH			NH	

Disposed					End pending					Population	Number
Civil	Criminal	Traffic	Juvenile	Total	Civil	Criminal	Traffic	Juvenile	Total	In thousands	of Judges
426,010 ^I	350,618 ^I	1,665,010 ^{IS}		2,670,084 ^{IS}	55,393 ^I	50,758 ^I	181,007 ^{IS}		287,158 ^{IS}	9,202	356
155,957	80,459	NH	NH	236,416	20,061	15,493	NH	NH	35,554	--	13
246,317 ^I	249,283 ^I	1,515,047 ^{IS}	NH	2,239,093 ^{IS}	32,692 ^I	30,546 ^I	160,494 ^{IS}	NH	223,732 ^{IS}	--	198
9,532	20,876	149,963 ^{IS}	NH	180,371 ^{IS}	1,120	4,719	20,513 ^{IS}	NH	26,352 ^{IS}	--	36
14,204 ^I	NH	NH	NH	14,204 ^I	1,520 ^I	NH	NH	NH	1,520 ^I	--	109
65,640 ^P	33,349 ^P	518,806 ^{PF}	15,799	633,594 ^{PF}	7,321 ^P	26,012 ^I	7,476 ^P		248,736 ^P	4,005	136
65,640	33,349	518,806 ^F	15,799	633,594 ^F	X	20,383 ^I	X	X	228,310 ^F	--	106
	NH	NH	NH		866	5,629	7,476	NH	13,971	--	28
	NH	NH	NH		6,455	NH	NH	NH	6,455	--	municipal judges serve
	NH	NH	NH			NH	NH	NH		--	2
										2,488	20 ^P
										--	20
										--	(not available)
NH					NH					--	(not available)
NH					NH					--	(not available)
90,504	22,055 ^{IP}		NH	419,780 ^P				NH		4,871	672
NH	2,832 ^I	X	NH	14,401	NH			NH		--	2
80,880	19,223 ^I	X	NH	405,379				NH		--	55 serve only as magistrates
										--	91 serve as both probate judges and magistrates
9,624	NH	NH	NH	9,624		NH	NH	NH		--	24 serve only as probate judges
NH		NH	NH	NH	NH		NH	NH		--	500
										784	359
										--	93
NH			NH		NH			NH		--	160
NH			NH		NH			NH		--	106
30,160 ^P	44,335 ^P	199,406 ^{PF}	3,009 ^P	276,910 ^{PF}	34,363 ^P	20,830 ^P	17,851 ^{PF}	1,014 ^P	74,058 ^{PF}	1,561	65
30,160	44,335	199,406 ^F	3,009	276,910 ^F	34,363	20,830	17,851 ^F	1,014	74,058 ^F	--	43
								NH		--	13
NH	NH	NH			NH	NH	NH			--	4
	NH	NH				NH	NH			--	5
										719	69
										--	54 justices of the peace
NH					NH					--	15
29,584 ^P	34,146 ^P	151,040 ^F	6,366	221,136 ^{PF}						894	109
28,874	33,172	143,216 ^F	6,033	211,295 ^F						--	8 full-time, 35 part-time and 41 special judges
	NH	NH	NH			NH	NH	NH		--	10 judges
710	974	7,824	333	9,841						--	15 part-time and 5 special judges
387,660	298,762	3,068,800 ^{IS}	90,736	3,845,958 ^{IS}	58,955			15,135	74,090 ^{IP}	7,356	438
315,263	3,305	61,464	NH	380,032	51,714			NH	51,714 ^I	--	39
72,397	NH	NH	90,736	163,133	7,241	NH	NH	15,135	22,376	--	39
NH	295,457	3,007,336 ^{IS}	NH	3,302,793 ^{IS}	NH			NH		--	360
										1,252	188
										--	71
	NH	NH	NH			NH	NH	NH		--	32
NH		NH	NH		NH		NH	NH		--	84
		NH	NH				NH	NH		--	1
603,902 ^{IP}	342,201 ^{IP}	326,599 ^{PF}	59,778 ^I	1,332,480 ^{IP}	61,026 ^{IP}	14,168 ^{IP}		13,297 ^I	88,491 ^{IP}	17,720	2,838
134,147	NH	NH	NH	134,147	24,954	NH	NH	NH	24,954	--	120
NH	218,623 ^I	NH	NH	218,623 ^I		14,168 ^I		NH	14,168 ^I	--	98
269,576 ^I	NH	NH	59,778 ^I	329,354 ^I	36,072 ^I	NH	NH	13,297 ^I	49,369 ^I	--	106; 35 county judges also serve
115,778	123,578	326,599 ^F	NH	565,955 ^F						--	49 district, 152 city judges
84,401	NH	NH	NH	84,401		NH	NH	NH		--	35 surrogates; 36 county judges also serve
	NH	NH	NH			NH	NH	NH		--	17 regular and 31 special judges
										--	2,230 justices of the peace
254,984	350,589	801,787	22,581	1,429,941	81,494	58,313	102,713		242,520 ^I	5,739	126
11,289 ^I	14,442	131,960 ^F	NH	157,691 ^{IF}				NH		651	263
1,519	NH	NH	NH	1,519		NH	NH	NH		--	38
8,705	10,409	59,548 ^F	NH	78,662 ^F				NH		--	15
1,065 ^I	4,033	27,664 ^F	NH	32,762 ^{IF}				NH		--	38
NH	NH	44,748 ^F	NH	44,748 ^F	NH	NH		NH		--	172
346,321	296,296 ^P	1,377,636 ^{PF}	NH	2,020,253 ^{PF}	106,914	30,400 ^P	65,768 ^{PF}	NH	203,082 ^{PF}	10,795	937
21,971	25,645	143,591 ^F	NH	191,207 ^F	3,372	2,372	4,934 ^F	NH	10,678 ^F	--	59
1,989	NH	NH	NH	1,989	1,301	NH	NH	NH	1,301	--	1 on temporary assignment
322,361	270,651	1,234,045 ^F	NH	1,827,057 ^F	102,241	28,028	60,834 ^F	NH	191,103 ^F	--	188
NH					NH			NH		--	690 mayors
10,856			NH	10,856 ^P	11 ^P			NH	11 ^P	2,913	9 ^P
10,851	NH	NH	NH	10,851		NH	NH	NH		--	7
5	NH	NH	NH	5	11	NH	NH	NH	11	--	3 district judges serve
0	NH	NH	NH	0	0	NH	NH	NH	0	--	3 district judges serve
NH					NH			NH		--	2
NH					NH			NH		--	(not available)

(Footnotes at end of table; continued on next page.)

TABLE 16: Reported limited jurisdiction caseload, 1978. (continued)

State and court title	Beginning pending					Filed				
	Civil	Criminal	Traffic	Juvenile	Total	Civil	Criminal	Traffic	Juvenile	Total
Oregon--STATE TOTAL	22,781 ¹	29,199 ¹	111,406 ¹		163,346 ¹	78,908 ¹	102,563 ¹	786,693 ¹	133	968,297 ¹
District Court ^{1,11}	20,619	21,786	62,042	NH	104,447	75,089	73,719	455,151	NH	603,959
County Court ¹	395 ¹	NH	NH		395 ¹	149	NH	NH	133	282
Justice Court ^{1,11}	1,767 ¹	1,552 ¹	15,423 ¹	NH	18,742 ¹	3,670 ¹	7,658 ¹	145,846 ¹	NH	157,154 ¹
Municipal Court ^{1,11}	NH	5,821 ¹	33,941 ^{1r}	NH	39,762 ^{1r}	NH	21,206 ¹	185,696 ^{1r}	NH	206,902 ^{1r}
Pennsylvania--STATE TOTAL	11,015 ^P	4,934 ^P		NH	15,949 ^P	233,269	486,171 ^P	2,282,762 ^P	NH	3,002,202 ^P
Philadelphia Municipal Court ^{1,8}	11,015	4,934	NH	NH	15,949	69,713	52,191	NH	NH	121,904
District Justice Court ^{1,9}				NH		163,556	433,980	1,069,492	NH	1,667,028
Philadelphia Traffic Court	NH	NH		NH		NH	NH	1,213,270	NH	1,213,270
Pittsburgh City Magistrates Court ⁹	NH			NH		NH			NH	
Puerto Rico--STATE TOTAL	18,912 ^P	20,774 ^P	10,938	NH	50,624 ^P	46,109 ^P	56,636 ^P	49,601	NH	152,34 ^P
District Court ^{1,10}	18,912	20,774	10,938	NH	50,624	46,109	56,635	49,601	NH	152,345
Justices of the Peace ^{1,10}				NH					NH	
Municipal Court ^{1,10}				NH					NH	
Rhode Island--STATE TOTAL						34,330 ^P	31,457 ^J ^P		6,888 ^P	72,67 ^P
District Court ^{1,7}				NH		29,196	31,457 ^J	(j)		60,653
Family Court ^{1,7}		NH	NH			5,134	NH	NH	6,888	12,022
Municipal Court	NH		NH	NH		NH		NH	NH	
Probate Court				NH					NH	
South Carolina--STATE TOTAL	34,895 ^P	X ¹	X	X	57,729 ^P	112,918 ^P	78,959 ^P	410,883 ^P	X	665,931 ^P
County Court and Civil and Criminal Court ^{1,6}	14,446		NH	NH	14,446 ¹	10,955		NH	NH	10,955 ¹
Family Court ¹	X	NH	X	X	18,648	X	NH	X	X	63,161
Magistrate Court ^{1,6}	20,449	X ¹	X	NH	24,635 ¹	101,963	78,959	410,883	NH	591,815
Probate Court		NH	NH	NH			NH	NH	NH	
Municipal Court				NH					NH	
Tennessee--STATE TOTAL						2,838 ^P				2,838 ^P
General Sessions Court		NH	NH	NH		2,838	NH	NH	NH	2,838
Probate Court		NH	NH	NH			NH	NH	NH	
County Court		NH	NH				NH	NH		
Juvenile Court		NH	NH				NH	NH		
Justice of the Peace Court			NH	NH				NH	NH	
Municipal Court	NH					NH				
Texas--STATE TOTAL	112,636 ^{1P}	185,979 ^{1P}	49,295 ^{1P}	1,308 ¹	349,218 ^{1P}	342,144 ¹	1,003,964 ¹	6,226,685 ^{1S}	1,211 ¹	7,574,004 ^{1S}
County Court at Law, Constitutional County Court, and Probate Court ^{1,9}	112,636 ¹	185,979 ¹	49,295 ^{1r}	1,308 ¹	349,218 ^{1r}	143,827 ¹	204,727 ¹	88,096 ^{1r}	1,211 ¹	437,861 ^{1r}
Municipal Court ^{1,9}	NH			NH		NH	435,088 ¹	4,962,976 ^{1S}	NH	5,398,064 ^{1S}
Justice of the Peace Court ^{1,9}				NH		198,317 ¹	364,149 ¹	1,175,613 ¹	NH	1,738,079 ¹
Utah--STATE TOTAL						34,975 ¹	47,583 ¹	663,830 ^{1S}	23,367	769,755 ^{1S}
City Court ^{1,7}				NH		31,068	29,315	488,576 ^{1S}	NH	548,959 ^{1S}
Juvenile Court		NH				287	NH	14,494	23,367	38,148
Justice Court ^{1,7}				NH		3,620 ¹	18,268 ¹	160,760 ^{1S}	NH	182,648 ^{1S}
Vermont--STATE TOTAL	16,662 ¹	4,184	2,750	198	23,794 ¹	15,475	19,186	71,121	1,097	106,879
District Court ^{1,7}	6,631	4,184	2,750	198	13,763	10,613	19,186	71,121	1,097	102,017
Probate Court ¹	10,031 ¹	NH	NH	NH	10,031 ¹	4,862	NH	NH	NH	4,862
Virginia--District Court ^{1,9}						456,511	285,840	903,646	126,709	1,772,706
Washington--STATE TOTAL				NH		72,479	124,995	1,330,390	NH	1,527,864
District Court and Justices of the Peace Court ^{1,9}				NH		72,479	77,835	603,884	NH	754,198
Municipal and Police Court ^{1,9}	NH			NH		NH	47,160 ¹	726,506 ¹	NH	773,666 ¹
West Virginia--STATE TOTAL						36,635 ¹	129,671 ^{1P}	111,486 ^{1r}	NH	227,792 ^{1P}
Magistrate Court ^{1,13}				NH		36,635 ¹	129,671 ¹	111,486 ^{1r}	NH	227,792 ^{1r}
Municipal Court	NH		NH	NH		NH		NH	NH	
Wisconsin--Municipal Justice Court ^{1,7}	NH			NH		NH			NH	
Wyoming--STATE TOTAL									NH	
Justice Court				NH					NH	
Municipal Court	NH			NH		NH			NH	

Note: All available data are included in the table. Blank spaces indicate that the data are unavailable.

NH = This case type is not handled in this court.

X = The data for this case type are known to be included in the total but were not available by category.

-- = Not applicable.

¹Data are not complete:

Alabama--District Court--No data were available for the number of juvenile cases filed, disposed, or pending at the end of the year.

Alaska--District Court--Pending data include all civil cases, criminal preliminary hearings, and misdemeanor traffic cases. Pending data for the remaining criminal and traffic categories were not available.

Arizona--Justices of the Peace--Incomplete data were reported for courts located in six counties; one reported criminal cases only; another reported all but traffic.

Municipal Court--No data were available for five court locations.

Arkansas--Court of Common Pleas--No data were reported for courts located in one county.

Municipal Court--No data were reported for seven court locations; only six months of data were reported for twelve others.

City Court, Police Court, and Justice of the Peace Court--No data were reported for forty-seven court locations; incomplete data were reported for two others.

Colorado--County Court--No data were available for felony advisement preliminary hearing cases in which no complaint was lodged for the court located in Denver County.

Connecticut--Court of Common Pleas--No pending or disposition data were available for small claims cases.

Disposed					End pending					Population	Number
Civil	Criminal	Traffic	Juvenile	Total	Civil	Criminal	Traffic	Juvenile	Total	In thousands	of judges
74,708 ^l	91,896 ^l	759,057 ^l		925,661 ^l	26,960 ^l	39,826 ^l	139,042 ^l		205,828 ^l	2,510	285
71,131	64,950	438,279	NH	574,360	24,577	30,555	78,914	NH	134,046	--	51
147 ^l			NH	147 ^l	376 ^l			NH	376 ^l	--	9
3,430 ^l	6,571 ^l	143,930 ^l	NH	153,931 ^l	2,007 ^l	2,619 ^l	17,339 ^l	NH	21,965 ^l	--	44
NH	20,375 ^l	176,848 ^{lr}	NH	197,223 ^{lr}	NH	6,652 ^l	42,789 ^{lr}	NH	49,441 ^{lr}	--	181
229,981	415,877 ^p	1,532,999 ^p	NH	2,178,857 ^p	9,036 ^p	6,553 ^p		NH	15,589 ^p	11,865	589
71,692	50,265		NH	121,957	9,036	6,553		NH	15,589	--	22
158,289	365,612	954,021	NH	1,477,922				NH		--	555
NH	NH	578,978	NH	578,978	NH	NH		NH		--	6
NH			NH		NH			NH		--	6 magistrates
46,347 ^p	59,391 ^p	52,353	NH	158,091 ^p	18,674 ^p	18,018 ^p	8,186	NH	44,878 ^p	3,115	158
46,347	59,391	52,353	NH	158,091	18,674	18,018	8,186	NH	44,878	--	98
			NH					NH		--	36
			NH					NH		--	24
22,795 ^p	34,146 ^l			56,941 ^p						957	61 ^p
22,795	34,146 ^l	(J)	NH	56,941				NH		--	13
	NH	NH	NH					NH		--	9
NH			NH		NH	NH		NH		--	(not available)
			NH					NH		--	39
169,673 ^p	14,091 ^p	2,573 ^p	15,551	677,752 ^p	21,009 ^p	X ^l	X	X	45,800 ^p	3,041	469 ^p
17,361		NH	NH	17,361 ^l	8,040		NH	NH	8,040 ^l	--	8 county, 11 civil and criminal judges
42,869	NH	2,573	15,551	60,993	X	NH	X	X	20,816	--	46
109,443	14,091 ^l	X	NH	999,398	12,969	X ^l	X	NH	16,944 ^l	--	322 magistrates
	NH	NH	NH			NH	NH	NH		--	(not available)
			NH					NH		--	82
2,524 ^p				2,524 ^p						4,462	427
	NH	NH	NH			NH	NH	NH		--	15; 23 general sessions, 1 law and equity, 2 county judges and 8 county executives also serve
	NH	NH	NH			NH	NH	NH		--	2; 1 county and 5 general sessions judges also serve
	NH	NH				NH	NH			--	81 judges and 20 county chairmen serve
2,524	NH	NH		2,524		NH	NH			--	77 full-time and 38 part-time judges serve
		NH	NH				NH	NH		--	2 justices of the peace
NH					NH					--	192
226,624 ^l	821,255 ^l	4,766,880 ^{ls}	990 ^l	5,815,749 ^{ls}	117,028 ^l	182,864 ^l	46,600 ^l	1,529 ^l	348,021 ^l	13,498	2,286
81,861 ^l	207,842 ^l	90,791 ^{lr}	990 ^l	381,484 ^{lr}	117,028 ^l	182,864 ^l	46,600 ^{lr}	1,529 ^l	348,021 ^{lr}	--	355
NH	343,267 ^l	3,616,590 ^{ls}	NH	3,999,857 ^{ls}	NH			NH		--	1,000
144,763 ^l	270,146 ^l	1,099,499 ^l	NH	1,474,408 ^l				NH		--	931
26,063 ^p	23,672 ^p	382,643 ^{ps}		432,378 ^{ps}				NH		1,364	214
26,063	23,672	382,643 ^s	NH	432,378 ^s				NH		--	25
	NH					NH				--	8
			NH					NH		--	181 justices of the peace
17,234 ^l	19,957	71,894	1,054	110,139 ^l	14,903 ^l	3,413	1,977	241	20,534 ^l	498	11 ^p
13,088	19,957	71,894	1,054	105,993	4,156	3,413	1,977	241	9,787	--	11
4,146 ^l	NH	NH	NH	4,146 ^l	10,747 ^l	NH	NH	NH	10,747 ^l	--	(not available)
434,097	269,700	866,405	115,350	1,685,552						5,284	155.4 FTE judges, and 241 full time and 168 part-time magistrates
			NH					NH		3,886	(not available)
			NH					NH		--	(not available)
			NH		NH			NH		--	(not available)
38,524 ^l	100,893 ^l	115,711 ^{lr}	NH	255,128 ^l				NH		1,920	202
38,524 ^l	100,893 ^l	115,711 ^{lr}	NH	255,128 ^l				NH		--	148 magistrates
			NH				NH	NH		--	54
	19,615 ^l	196,084 ^{ls}	NH	215,699 ^{ls}				NH		4,631	219
			NH					NH		431	34 ^p
			NH					NH		--	34 justices of the peace
NH			NH		NH			NH		--	(not available)

Delaware--Court of Common Pleas--Civil filings do not include six months of name change data for one court location.

Family Court--The only data available for beginning pending and dispositions were marriage dissolution cases. Filing and end pending data are complete.

Alderman's Court--No data were available for one court location; another reported all data except for 6 months of civil figures.

Georgia--Probate Court--No data were available for civil cases heard by this court.

Juvenile Court--One circuit reported filings only.

Kentucky--No pending data were available for criminal, traffic, or juvenile cases.

Louisiana--City Court and Parish Court--No data were available for two court locations. Data for the entire year for six court locations were estimated, based on varying amounts of data.

Maine--District Court--Incomplete filing data were reported for support/custody and mental health cases. Courts in two counties did not report any civil filing data. Disposition data were available for the last half of the year only.

Maryland--District Court--Criminal disposed data were available for adult offenses against juveniles only.

Massachusetts--District Court--Traffic and total filings do not include parking, DWI/DUI or operating so as to endanger cases. Total disposition figures do not include criminal or traffic cases.

Boston Municipal Court--No data were given for traffic cases heard in this court. Disposition data were given for small claims and domestic relations cases only. Other than traffic cases, filings were complete.

Juvenile Court--No data were available for adult misdemeanor cases in the court located in Worcester.

Michigan--District Court--No pending data were reported for nine court locations. They reported only total filing and disposition figures. As a result, the sums of the figures given for civil, criminal, and traffic filings and for dispositions do not equal the total filed and disposed.

Probate Court--No data were available for estate cases; pending and disposed data given do not include any juvenile cases. Incomplete data were reported for six court locations.

(continued on next page)

TABLE 16: Reported limited jurisdiction caseload, 1978. (continued)

Minnesota--County Court--Criminal pending and filing data do not include other family criminal cases.

Mississippi--County Court--No juvenile data were available.

Missouri--St. Louis Court of Criminal Correction--Criminal filings and dispositions include preliminary hearing cases only. Total figures are complete. Magistrate Court--Criminal filings and dispositions include preliminary hearing cases only. Total figures are complete.

New Jersey--County District Court--No pending data are given for criminal and traffic cases.

New York--Criminal Court of the City of New York--Pending and disposed data do not include criminal non-traffic summons cases or traffic cases. Family Court--Incomplete data were reported for the court located in Kings County. District Court and City Court--No filing data were reported for civil law, criminal or traffic cases. Surrogate's Court--No filing data were available for domestic relations, estate administration proceedings, or guardianship/conservatorship/trusteeship or other estate cases.

North Carolina--Pending data do not include juvenile cases.

North Dakota--County Probate Court--filing data do not include mental health cases. County Court with Increased Jurisdiction--No filing data were given for mental health or traffic cases. County Justice Court--No filing data were given for traffic cases. No data were available for small claims cases in one court location.

Oregon--County Court--Pending and disposed data do not include adoption, mental health, or juvenile cases. Justice Court--Data were available for only 30 of the 44 court locations. Municipal Court--Data were available for only 108 of the 170 court locations. Data for another 14 courts were not complete for the entire year.

South Carolina--County Court and Civil and Criminal Court--No criminal data were reported for this court. Criminal cases handled by this court are reported as a part of the workload of the Circuit Court. Magistrate Court--Pending data do not include criminal preliminary hearing cases.

Texas--All Courts--Data reported in this table is based on a less than complete number of monthly reports for all courts. The response rates for the various courts were: County Court at Law, Constitutional County Court, and Probate Court--ninety-seven percent; Municipal Court--ninety percent; Justice of the Peace Court--seventy-seven percent.

Utah--Justice Court--The only data that were available for this court were provided by 161 of the 181 justices of the peace in 769 individual monthly reports. Juvenile Court--Disposition data include only criminal-type offense cases.

Vermont--Probate Court--Pending and disposed data for probate/wills/intestate and guardianship/conservatorship/trusteeship cases do not include cases commenced before January 1, 1970.

Washington--Municipal and Police Court--No data are included for cases normally disposed by the Municipal Court but instead are disposed by District Courts that contract with municipalities for this purpose. These cases are included with the District Court caseload.

West Virginia--Magistrate Court--Incomplete data were received for courts located in three counties: two reported no data for 2 months; one reported criminal data only.

Wisconsin--No data were available for fifty-six court locations.

J Explanation of data included in the category:

Maryland--District Court--Juvenile pending data also include criminal adult offenses against juveniles. The District Court hears juvenile cases in Montgomery County, only. Elsewhere in the state they are heard in the general jurisdiction court.

Massachusetts--District Court--Criminal filed cases include DWI/DUI and operating so as to endanger cases.

Rhode Island--District Court--Most traffic cases are handled by the Administrative Adjudication Division of the court and as such are not counted as court cases. The remainder are included with the criminal data.

Washington--District Court and Justice of the Peace--Data reported include Municipal Court cases that were processed by the District Courts which contract with municipalities for this purpose.

P Data were not available for all courts in the state.

T Traffic data reported do not include parking cases.

S Traffic data reported do include parking cases.

1 A civil case is counted with the filing of a petition or complaint.

2 A civil case is counted when it is placed on the calendar (has reached issue).

3 A civil case is counted at the note of issue.

4 A case for this court is a new claim or an ancillary proceeding to an existing case.

5 A civil case is not counted in the same way throughout the state.

6 The criminal case unit of count is the number of informations or indictments.

7 The criminal case unit of count is the number of informations, indictments, or complaints.

8 The criminal case unit of count is the number of defendants on the information or indictment.

9 The criminal case unit of count is the number of defendants on the information, indictment, or complaint.

10 The criminal case unit of count is the number of charges.

11 The criminal case unit of count is the number assigned to the information, indictment, or complaint at arraignment.

12 The criminal case unit of count is not consistent statewide.

13 The criminal case unit of count is the number of warrants issued.

TABLE 17: Total caseload for general jurisdiction, limited jurisdiction, and all trial courts, 1978.
State population. Disposed and end pending as a percent of filed. Number and percent change in pending

State	General jurisdiction courts								Limited	
	Beginning pending	Filed	Disposed	End pending	As percent of filed		Change in pending		Beginning pending	Filed
					Disposed	End pending	Number	Percent		
Alabama.....		111,090	109,085		98		(2,005)	87,631 ^P	425,361 ^{1P}	
Alaska.....	12,499 ¹	13,856	12,508	13,442 ¹	90		(1,348)	14,767 ^P	118,151	
Arizona.....	82,697 ¹	94,799 ¹	89,506 ¹	88,688 ¹			5,991 ¹	257,200 ¹	843,309 ¹	
Arkansas.....	65,769 ¹	81,559	69,764 ¹	71,739 ¹			5,970 ¹		527,451 ¹	
California.....		726,659	599,080		82		(127,579)		16,563,365 ^S	
Colorado.....	92,136	124,984	115,154	101,966	92	82	9,830	69,227 ^{1P}	260,526 ^{1P}	
Connecticut.....	38,109	31,960	28,284	41,785	88	131	3,676	75,313 ^{1P}	604,358 ^P	
Delaware.....	12,515	9,965	9,532	12,948	96	130	433	15,707 ^{1P}	171,026 ^{1P}	
District of Columbia.....	33,367 ^{1P}	246,361 ^P	246,850 ^P	32,891 ^{1P}	100		(-489)	--	--	
Florida.....		434,920 ¹	397,385 ¹		91 ¹		(37,535 ¹)		2,582,858 ^P	
Georgia.....	133,184 ¹	165,527	156,495 ¹	142,477 ¹			9,293 ¹	126,931 ^{1P}	569,477 ^{1P}	
Guam.....	10,937	24,622	27,767	7,792	113	32	-3,145	--	--	
Hawaii.....	30,203 ^P	32,650 ^P	29,370 ^P	33,483 ^P	90	103	3,280	65,911 ^S	717,283 ^S	
Idaho.....	39,975 ^P	298,664 ^P	291,578 ^P	47,061 ^P	98	16	7,086	--	--	
Illinois.....	533,239 ¹	7,633,949 ^S	5,209,264 ^S	564,001 ¹	68		(2,424,685)	--	--	
Indiana.....	254,923 ^P	345,971 ^P	321,489 ^P	277,405 ^P	93	80	22,482	154,289 ^P	465,243 ^P	
Iowa.....	129,826 ^{1P}	517,706 ^P	481,615 ^{1P}	156,762 ^{1P}			26,936 ¹	--	--	
Kansas.....	39,540 ¹	410,398 ^{1P}	360,413 ^{1P}	43,208 ¹			3,668 ¹			
Kentucky.....		64,977	60,848		94		(4,129)	9,694 ¹	580,112	
Louisiana.....		370,541							598,901 ^{1P}	
Maine.....	10,593 ^{1P}	15,683 ^P	14,214 ^P	11,608 ^{1P}	91		(1,469)		215,974 ^{1P}	
Maryland.....	103,722 ¹	133,194	117,779	118,588 ¹	88		(15,415)	2,642 ^P	1,184,816 ^P	
Massachusetts.....	125,898			123,324			-2,574	12,567 ^P	1,107,070 ^{1P}	
Michigan.....	60,984 ^{1P}	199,438 ^{1P}	197,621 ^{1P}	61,897 ^{1P}	99 ^{1P}	31 ^{1P}	913 ^{1P}	247,463 ^{1S}	2,726,179 ^{1S}	
Minnesota.....	10,940 ¹	27,139 ¹	28,081 ¹	9,999 ¹	103 ¹	37 ¹	-94 ¹	194,494 ^P	652,718 ^P	
Mississippi.....		65,473 ¹					-9 ¹	19,253 ^{1P}		
Missouri.....	87,423	117,161	113,747	90,807	97	78	3,384		496,425 ^P	
Montana.....		29,278	23,472		80		(5,806)			
Nebraska.....	10,829	27,443	27,014	11,258	98	41	429	68,035 ^P	420,806 ^P	
Nevada.....		11,373 ¹								
New Hampshire.....	25,123	26,615	25,538	26,200	96	98	1,077		16,288 ^P	
New Jersey.....	93,403	101,421	96,230	98,594	95	97	5,191	68,761 ^{1P}	4,586,153 ^S	
New Mexico.....	26,406	49,328	46,345	29,389	94	60	2,983		127,185 ^P	
New York.....	75,297 ¹	96,177	97,294	74,844 ¹	101		(-1,117)	87,833 ^{1P}	1,319,602 ^{1P}	
North Carolina.....	98,817	124,499	119,820	103,496	96	83	4,679	209,502 ¹	1,462,007	
North Dakota.....	4,954 ^{1P}	17,259 ^P	17,758 ^P	5,649 ^{1P}	103		(-499)		29,353 ^{1P}	
Ohio.....	178,766 ¹	496,872	484,373	188,750 ¹	97		(12,499)	173,681 ^P	2,051,464 ^P	
Oklahoma.....	267,927 ^{1P}	457,561 ^P	479,178 ^P	246,141 ^{1P}	105		(-21,617)	11 ^P	6 ^P	
Oregon.....	46,552 ¹	91,320	67,090 ¹	50,549 ¹			3,997 ¹	163,346 ¹	968,297 ¹	
Pennsylvania.....	96,617	296,033	287,207	101,315	97	34	4,698	15,949 ^P	3,002,202 ^P	
Puerto Rico.....	61,294	119,890	126,607	54,564	106	46	-6,730	50,624 ^P	152,345 ^P	
Rhode Island.....		9,976							72,675 ^P	
South Carolina.....	26,201	58,608	58,815	25,994	100	44	-207	57,729 ^{1P}	665,931 ^{1P}	
South Dakota.....		7,221 ¹	139,335 ¹					--	--	
Tennessee.....	96,871 ^P	117,416 ^P	109,959 ^P	104,328 ^P	94	89	7,457		2,838 ^P	
Texas.....	388,004 ¹	394,679 ¹	377,329 ¹	405,354 ¹	96 ¹	103 ¹	17,350 ¹	349,218 ^{1P}	7,574,004 ^{1S}	
Utah.....	23,473	31,986	27,575	27,724	86	87	4,251		769,755 ^{1S}	
Vermont.....	7,158	6,974	6,809	7,323	98	105	165	23,794 ¹	106,879	
Virginia.....	105,106	125,058	115,244	114,920	92	92	9,814		1,772,706	
Washington.....		135,630	97,884 ¹						1,527,864	
West Virginia.....	53,499	54,054	47,267	60,286	87	112	6,787		227,792 ^{1P}	
Wisconsin.....	192,936 ^{1P}	341,540 ^P	301,096 ^P	232,869 ^{1P}	88		(40,444)			
Wyoming.....	4,412 ¹	13,944	10,533 ¹	4,676 ¹			264 ¹			

Note: All available data are entered in the table and all appropriate calculations are included. Blank spaces indicate that either the data are not available or the calculations were not appropriate.

-- = Not applicable.

¹Data are not complete:

Alabama--Limited jurisdiction courts--Filed, disposed, and end pending figures do not include juvenile cases from the District Court.

Alaska--General jurisdiction court--The only criminal pending data that were available were for felony cases. No juvenile pending data were available.

Limited jurisdiction court--Pending data do not include other criminal or any traffic cases other than misdemeanor traffic cases heard in the District Court.

Table 16, page 2

Jurisdiction courts				All trial courts									
Disposed	End pending	As percent of filed		Change in pending		Beginning pending	Filed	Disposed	End pending	As percent of filed		Change in pending	
		Disposed	End pending	Number	Percent					Disposed	End pending	Number	Percent
400,452 ^{1P}	127,449 ^{1P}	94 ^{1P}	30 ^{1P}	(24,909 ^{1P})		87,631 ^{1P}	536,451 ^{1P}	509,537 ^{1P}	127,449 ^{1P}	95 ^{1P}		(26,914 ^{1P})	
114,016	17,254 ^{1P}	97		(4,135)		27,266 ^{1P}	132,007	126,524	30,696 ^{1P}	96		(5,483)	
808,282 ¹	292,227 ¹	96 ¹	35 ¹	35,027 ¹	14 ¹	339,897 ¹	938,108 ¹	897,788 ¹	380,915 ¹			41,018 ¹	12 ¹
14,309,169 ^S		86		(2,254,196)		65,769 ^{1P}	609,010 ¹	69,764 ^{1P}	71,739 ^{1P}	86		(2,381,775)	
251,072 ^{1P}	78,681 ^{1P}	96 ^{1P}	30 ^{1P}	9,454 ^{1P}	14 ^{1P}	161,363 ^{1P}	385,510 ^{1P}	366,226 ^{1P}	180,647 ^{1P}	95 ^{1P}	47 ^{1P}	19,284 ^{1P}	12 ^{1P}
463,579 ^{1P}	83,471 ^{1P}			8,158 ^{1P}	11 ^{1P}	113,422 ^{1P}	636,318	491,863 ^{1P}	125,256 ^{1P}			11,834 ^{1P}	10 ^{1P}
160,498 ¹	22,914 ¹					28,222 ^{1P}	180,991 ^{1P}	170,030 ¹	35,862 ^{1P}				
						33,367 ^{1P}	246,361 ^{1P}	246,850 ^{1P}	32,891 ^{1P}	100		(-489)	
2,355,745 ^P		91		(227,113)			3,017,778 ¹	2,753,130 ¹		91 ¹		(264,648 ¹)	
542,425 ^{1P}	151,678 ^{1P}			24,747 ^{1P}	19 ^{1P}	260,115 ^{1P}	735,004 ^{1P}	698,920 ^{1P}	294,155 ^{1P}			34,040 ^{1P}	13 ^{1P}
						10,937	24,622	27,767	7,792	113	32	-3,145	-29
689,699 ^S	93,495 ^S	96	13	27,584	42	96,114 ^S	749,933 ^S	719,069 ^S	126,978 ^S	96	17	30,864	32
						39,979 ^P	298,664 ^P	291,578 ^P	47,061 ^P	98	16	7,086	18
						533,239 ¹	7,633,949 ^S	5,209,264 ^S	564,001 ¹	68		(2,424,685)	
420,106 ^{1P}	199,426 ^{1P}	90 ^P	43 ^P	45,137 ^P	29 ^P	409,212 ^P	811,214 ^P	741,595 ^P	476,831 ^P	91 ^P	59 ^P	67,619 ^P	17 ^P
						129,826 ^{1P}	517,706 ^{1P}	481,615 ^{1P}	156,762 ^{1P}			26,936 ^{1P}	21 ^{1P}
						39,540 ^{1P}	410,398 ^{1P}	360,413 ^{1P}	43,208 ^{1P}			3,668 ^{1P}	9 ^{1P}
467,907	53,172 ¹	81		(112,205)		9,694 ^{1P}	645,089	528,755	53,172 ^{1P}	82		(116,334)	
464,632 ^{1P}							969,442 ^{1P}	464,632 ^{1P}					
111,808 ^{1P}						10,593 ^{1P}	231,657 ^{1P}	126,022 ^{1P}	11,608 ^{1P}				
2,295 ^{1P}	2,456 ^{1P}			-186 ^{1P}	-7 ^{1P}	106,364 ^{1P}	1,319,010 ^P	120,074 ^{1P}	121,044 ^{1P}			14,680 ^{1P}	14 ^{1P}
149,437 ^{1P}	13,385 ^P			818 ^P	7 ^P	138,465 ^P	1,107,070 ^{1P}	149,437 ^{1P}	136,709 ^P			-1,756 ^P	-1 ^P
2,670,084 ^{1S}	287,158 ^{1S}			39,695 ¹	16 ¹	308,447 ^{1P}	2,925,617 ^{1P}	2,867,705 ^{1P}	349,055 ^{1P}			40,608 ^{1P}	13 ^{1P}
633,594 ^P	248,736 ^P	97 ^P		(19,124 ^P)		205,434 ^{1P}	679,857 ^{1P}	661,675 ^{1P}	258,735 ^{1P}	97 ^{1P}		(18,182 ^{1P})	
							84,726 ^{1P}						
419,780 ^P		85 ^P		(76,645)		87,423 ^P	613,586 ^P	533,527 ^P	90,807 ^P	87 ^P		(80,059 ^P)	
							29,278 ^P	23,472 ^P		80 ^P		(5,806 ^P)	
276,910 ^{1P}	74,058 ^{1P}			6,023 ^P	9 ^P	78,864 ^P	448,249	303,924 ^P	85,316 ^P			6,452 ^P	8 ^P
							11,373 ^{1P}						
221,136 ^{1P}						25,123 ^P	42,903 ^P	246,674 ^P	26,200 ^P			1,077 ^P	4 ^P
3,845,958 ^S	74,090 ^{1P}	84		(740,195)		162,164 ^{1P}	4,687,574 ^S	3,942,188 ^S	172,684 ^{1P}	84		(745,386)	
						26,406 ^P	176,513 ^P	46,345 ^P	29,389 ^P			2,983 ^P	11 ^P
1,332,480 ^{1P}	88,491 ^{1P}			658 ^{1P}	<1 ^{1P}	163,130 ^{1P}	1,415,779 ^{1P}	1,429,774 ^{1P}	163,335 ^{1P}			205 ^{1P}	<1 ^{1P}
1,429,941	242,520 ¹	98		(32,066)		308,319 ¹	1,586,506	1,549,761	346,016 ¹	98		(36,745)	
157,691 ^{1P}						4,954 ^{1P}	46,612 ^{1P}	175,449 ^{1P}	5,649 ^{1P}			695 ^{1P}	14 ^{1P}
2,020,253 ^{1P}	203,082 ^{1P}	98 ^P	10 ^P	29,401 ^P	17 ^P	352,447 ^{1P}	2,548,336 ^P	2,504,626 ^P	391,832 ^{1P}	98 ^P		(43,710 ^P)	
10,856 ^P	111 ^P					267,938 ^{1P}	457,567 ^P	490,034 ^P	246,152 ^{1P}				
925,661 ¹	205,828 ¹			42,482 ¹	26 ¹	209,898 ¹	1,059,617 ¹	992,751 ¹	256,377 ¹			46,479 ¹	22 ¹
2,178,857 ^P	15,589 ^P	73 ^P		(823,349 ^P)		112,566 ^P	3,298,235 ^P	2,466,064 ^P	116,904 ^P	75 ^P		(832,171 ^P)	
158,091 ^P	44,878 ^P	104 ^P	29 ^P	-5,746 ^P	-11 ^P	111,918 ^P	272,235 ^P	284,698 ^P	99,442 ^P	105 ^P	37 ^P	-12,476 ^P	-11 ^P
56,941 ^P							82,651 ^P	56,941 ^P					
677,752 ^{1P}	45,800 ^{1P}	102 ^{1P}		(-11,821 ^{1P})		83,930 ^{1P}	724,539 ^{1P}	736,567 ^{1P}	71,794 ^{1P}	102 ^{1P}		(-12,028 ^{1P})	
							7,221 ¹	139,335 ¹					
2,524 ^P		89 ^P		(314 ^P)		96,871 ^P	120,254 ^P	112,483 ^P	104,328 ^P	94 ^P		(7,771 ^P)	
5,815,749 ^{1S}	348,021 ^{1P}	77 ¹		(1,758,255 ¹)		737,222 ^{1P}	7,968,683 ^{1S}	6,193,078 ^{1S}	753,375 ^{1P}	78 ¹		(1,775,605 ¹)	
432,378 ^{1P}						23,473 ^P	801,741 ^{1S}	459,953 ^{1P}	27,724 ^P			4,251 ^P	18 ^P
110,139 ¹	20,534 ¹			-3,260 ¹	-14 ¹	30,952 ¹	113,853	116,948 ¹	27,857 ¹			-3,095 ¹	-10 ¹
1,685,552		95		(87,154)		105,106 ^P	1,897,764	1,800,796	114,920 ^P	95		(96,968)	
							1,663,494	97,884 ^{1P}					
255,128 ^{1P}		112 ^{1P}		(-27,336 ^{1P})		53,499 ^P	281,846 ^{1P}	302,395 ^{1P}	60,286 ^P	107 ^{1P}		(-20,549 ^{1P})	
215,699 ^{1S}						192,936 ^{1P}	341,540 ^{1P}	516,795 ^{1P}	232,869 ^{1P}			264 ^{1P}	6 ^{1P}
						4,412 ^{1P}	13,944 ^P	10,533 ^{1P}	4,676 ^{1P}				

Arizona--General Jurisdiction court-- Adoption data were not available for one court location. Mental health pending and filing data were not available. Juvenile data were not available for two court locations.

Limited Jurisdiction court--No data were reported for Justice of the Peace Courts located in six counties or five locations of the Municipal Court.

Two other locations of the Justice of the Peace Court reported incomplete data.

Arkansas--General Jurisdiction court--No pending or disposition data were available for adoption, guardianship/conservatorship/trusteeship, other estate, or mental health cases in the Chancery and Probate Court.

Limited Jurisdiction courts--No data were reported for the Court of Common Pleas located in one county. No data were reported for seven locations of the Municipal Court; only six months of data were reported for twelve others. No data were reported for forty-seven locations of the City Court, Police Court, and Justice of the Peace Court; incomplete data were reported for six others.

(continued on next page)

TABLE 17: Total caseload for general jurisdiction, limited jurisdiction, and all trial courts, 1978. (continued)

Colorado--Limited jurisdiction court--No data were available for felony advisement preliminary hearing cases in which no complaint was lodged for the County Court of Denver County.	for criminal "Indictments--outside New York City" in the Supreme Court and County Court.
Connecticut--Limited jurisdiction court--No pending or disposition data were available for small claims cases heard in the Court of Common Pleas.	Limited jurisdiction courts--Pending and filed data do not include criminal non-traffic summons cases or traffic cases for the Criminal Court of the City of New York. Incomplete data were reported for the Family Court in Kings County. No filing data were available for domestic relations, estate administration proceedings, or guardianship/conservatorship/trusteeship or other estate cases heard in the Surrogate's Court. No filing data were reported for civil law, criminal, or traffic cases in the District Court and City Court.
Delaware--Limited jurisdiction courts--Only six months of data for "name change" case filings in the Court of Common Pleas were available. The only beginning pending and disposition data available for the Family Court were marriage dissolution cases. Filings and end pending figures are complete.	North Carolina--Limited jurisdiction court--Pending data do not include juvenile cases.
District of Columbia--General jurisdiction court--Pending data do not include estate cases.	North Dakota--General jurisdiction court--Pending data do not include juvenile or juvenile traffic cases handled in the District Court. Limited jurisdiction courts--No filing data were given for mental health or traffic cases heard in the County Court with increased jurisdiction. Filing data for the County Probate Court do not include mental health cases. No filing data were given for traffic cases heard in the County Justice Court or for small claims cases in one court location.
Florida--General jurisdiction court--No data were available for juvenile status offense cases.	Ohio--General jurisdiction court--Pending data do not include civil wrongful death, adoption, birth records, estate minor's settlement, mental health, or name change cases.
Georgia--General jurisdiction court--Pending and disposed data do not include cases filed before July 1, 1970.	Oklahoma--General jurisdiction court--No pending data were available for criminal postconviction remedy cases heard in the District Court.
Limited jurisdiction courts--No data were available for civil cases heard by the Probate Court. One circuit of the Juvenile Court reported filings only.	Oregon--General jurisdiction court--No pending or disposition data were available for adoption, mental health, or juvenile cases heard in the Circuit Court. Limited jurisdiction court--Pending and disposed data for the County Court do not include adoption, mental health, or juvenile cases. Data were available for only 26 of the 44 locations of the Justice Court and for only 94 of the 170 locations of the Municipal Court.
Illinois--General jurisdiction court--No pending data were available for civil estate cases, criminal misdemeanors from non-suburban Cook County, or any traffic cases.	South Carolina--Limited jurisdiction courts--No criminal data were reported for the County Court and Civil and Criminal Court. Criminal cases handled by this court are reported as a part of the workload of the Circuit Court, found in the general jurisdiction court section of this table.
Iowa--General jurisdiction court--No pending data were available for domestic relations, estate, or juvenile cases. No disposition data were available for guardianship/conservatorship/trusteeship cases.	South Dakota--General jurisdiction court--The only civil filing data that were available were for estate cases. Also not included were other juvenile filings. Dispositions do not include juvenile criminal-type offense or status offense cases. No data are available for cases heard by the lawyer magistrates or lay magistrate/clerks who serve this court.
Kansas--General jurisdiction court--Pending figures do not include small claims, adoption, estate, mental health, traffic or juvenile data. Filings do not include other estate cases. Dispositions do not include small claims, adoption, or other juvenile cases.	Texas--All courts--Data reported in this table is based on a less than complete number of monthly reports received for all courts. The response rates for the various courts were: General jurisdiction courts--District Court and Criminal District Court--ninety-eight percent; Limited jurisdiction courts--County Court at Law, Constitutional County Court, and Probate Court--ninety-seven percent; Municipal Court--ninety percent; Justice of the Peace Court--seventy-seven percent.
Louisiana--Limited jurisdiction courts--No data were available for two locations of the City Court and Parish Court. Data for the entire year for six locations of these courts were estimated, based on varying amounts of data.	Utah--Limited jurisdiction courts--The only data that were available for the Justice Court were those that were submitted by 161 of the 181 justices of the peace.
Maine--General jurisdiction court--Pending figures do not include civil custody/support URESA cases.	Vermont--Limited jurisdiction courts--Pending and disposed data for probate/wills/intestate and guardianship/conservatorship/trusteeship cases in the Probate Court do not include cases commenced before January 1, 1970.
Limited jurisdiction courts--Incomplete filing data were reported for support/custody and mental health cases in the District Court. These courts did not report any civil case filing data in two counties. Disposition data were available for only one-half of the year.	Washington--General jurisdiction court--No disposition data were available for mental health or juvenile cases. Limited jurisdiction court--No data were available for the Municipal Court located in eleven towns.
Maryland--General jurisdiction court--Pending data do not include criminal sentence review only cases.	West Virginia--Limited jurisdiction court--No data were received for the Magistrate Court located in three counties; incomplete data were received for courts located in thirteen others.
Limited jurisdiction court--No pending or disposed data were available for civil, traffic or any criminal cases except for the following. Pending and disposed data for the District Court include criminal adult offenses against juveniles and juvenile data, casetypes included in the jurisdiction of the District Court in Montgomery County. Elsewhere these cases are heard in the general jurisdiction court.	Wisconsin--General jurisdiction courts--Pending data for the Circuit Court and County Court do not include juvenile traffic cases. Limited jurisdiction court--No data were available for fifteen court locations.
Massachusetts--Limited jurisdiction courts--The only case type in the District Court for which pending or disposition data are given was other civil; filings are complete. No data were given for traffic cases heard in the Boston Municipal Court. Disposition data for this court were given for small claims and domestic relations cases only; other than traffic cases, filings were complete. No data were available for adult misdemeanor cases in the Juvenile Court located in Worcester.	Wyoming--General jurisdiction court--Pending and disposed data do not include any civil estate or juvenile cases, or any other cases filed before 1970.
Michigan--General jurisdiction court--No data were available for the Recorder's Court of Detroit or for one location of the Circuit Court.	
Limited jurisdiction court--No civil filing data were available for the Probate Court. Disposition data from this court do not include domestic relations or juvenile non-offense cases. No data were reported for the Municipal Court located in Troy. No beginning pending data were available for real property rights cases heard in the Common Pleas Court of Detroit.	^k Additional information:
Minnesota--General jurisdiction court--No juvenile data are included. Limited jurisdiction courts--Criminal pending and filing data for the County Court do not include other family criminal cases.	Alabama--The only data from limited jurisdiction courts that were available were for the District Court. It began operation at the start of the court year.
Mississippi--General jurisdiction courts--No juvenile data were available for the Chancery Court.	^p Data were not available for all courts in the state. See Tables 15 and 16 for more detail on the sources of data reported in this table.
Limited jurisdiction courts--No juvenile data were available for the County Court.	^r Traffic data do not include any parking cases.
Nevada--General jurisdiction court--Data were available for only one court location--the Second District (Washoe County). Approximately twenty-five percent of the total state population lives there.	^s Traffic data do include parking cases.
New Jersey--Limited jurisdiction courts--No pending data are given for criminal and traffic cases heard in the County District Court.	
New York--General jurisdiction courts--No pending data were available	

TABLE 18: Civil caseload for general jurisdiction, limited jurisdiction, and all trial courts, 1978.
State population. Disposed and end pending as a percent of filed. Number and percent change in pending

State	General jurisdiction courts								Limited	
	Beginning pending	Filed	Disposed	End pending	As percent of filed		Change in pending		Beginning pending	Filed
					Disposed	End Pending	Number	Percent		
Alabama.....		70,465	70,740		100		(-275)		31,780 ^P	116,058 ^P
Alaska.....	12,089	11,370	10,300	13,159	91	116	1,070	9	9,477 ^P	12,531
Arizona.....	76,691 ^I	79,587 ^I	74,658 ^I	82,318 ^I		103 ^I	5,627 ^I	7 ^I	22,981 ^I	39,043 ^I
Arkansas.....	56,811 ^I	67,275	56,504 ^I	61,757 ^I			4,946 ^I	9 ^I		22,129 ^I
California.....		563,355	448,364		80		(114,991)			828,501
Colorado.....	3,090 ^P	93,177	1,963 ^P	3,995 ^P			905 ^P	29 ^P	12,981	64,345
Connecticut.....	34,258	28,089	24,487	37,860	87	135	3,602	11	35,822 ^I ^P	179,445
Delaware.....	10,921	6,672	6,062	11,531	91	173	610	6	13,258 ^I ^P	32,897 ^I ^P
District of Columbia.....	20,743 ^I	158,286	157,340	21,702 ^I	99		(946)		--	--
Florida.....		262,355	243,321		93		(19,034)			215,208
Georgia.....	104,436 ^I	110,697	103,409 ^I	110,619 ^I			6,183 ^I	6 ^I	65,302 ^P	147,693 ^P
Guam.....	6,913	4,490	8,953	2,450	199	55	-4,463	-65	--	--
Hawaii.....	24,127	22,716	19,787	27,056	87	119	2,929	12	6,857	10,940
Idaho.....	25,018	48,172	43,678	29,512	91	61	4,494	18	--	--
Illinois.....	438,312 ^I	689,701	670,629	454,699 ^I		97	(19,072)		--	--
Indiana.....	211,183	200,991	183,074	229,100	91	114	17,917	8	45,968 ^P	111,388 ^P
Iowa.....	53,154 ^I	143,817	130,330 ^I	59,436 ^I			6,282 ^I	12 ^I	--	--
Kansas.....	31,621 ^I	92,076 ^I	72,813 ^I	35,129 ^I			3,508 ^I	11 ^I	NH	NH
Kentucky.....		54,845	51,408		94		(3,437)		9,694	111,149
Louisiana.....		141,000							61,575 ^I ^P	40,513 ^I ^P
Maine.....	8,293 ^I	8,023	6,856	9,006 ^I	85		(1,167)			398,260 ^P
Maryland.....	85,459	74,720	62,687	97,492	84	130	12,033	14	12,567 ^P	295,117 ^P
Massachusetts.....	85,088		87,856				2,768	3	43,458 ^I	442,029 ^I
Michigan.....	52,786 ^I	115,534 ^I	113,271 ^I	55,049 ^I	98 ^I	48 ^I	2,263 ^I	4 ^I		
Minnesota.....	8,700	16,461	17,594	7,566	107	46	-1,134	-13		
Mississippi.....		57,391 ^I								16,618 ^P
Missouri.....	68,454	79,578	77,363	70,639	97	89	2,185	3		107,303
Montana.....		25,055	20,025		80		(5,030)			
Nebraska.....	8,473	21,272	21,403	8,342	101	39	-131	-2	33,115 ^P	50,471
Nevada.....		9,038 ^I								
New Hampshire.....	19,640	19,479	18,960	20,159	97	103	519	3		16,288 ^P
New Jersey.....	62,819	74,337	70,579	66,577	95	90	3,758	6	55,270	391,345
New Mexico.....	21,547	40,568	36,955	25,160	91	62	3,613	17		14,276 ^P
New York.....	65,472	64,671	63,907	66,236	99	102	764	1	54,664 ^I ^P	506,135 ^I ^P
North Carolina.....	80,369	71,221	69,023	82,567	97	116	2,198	3	72,358	264,120
North Dakota.....	4,640 ^I	9,975	9,268 ^I	5,265 ^I			625 ^I	13 ^I		11,691 ^I
Ohio.....	152,410 ^I	254,758	247,512	157,141 ^I	97		(7,246)		93,038	360,477
Oklahoma.....	168,482	181,020	214,317	135,180	118	75	-33,302	-20	11 ^P	6 ^P
Oregon.....	42,154 ^I	60,700	52,117 ^I	45,027 ^I			2,873 ^I	7 ^I	22,781 ^I	78,908 ^I
Pennsylvania.....	64,066	186,106	183,785	66,419	99	36	2,353	4	11,015 ^P	233,269
Puerto Rico.....	41,635	94,351	97,439	38,547	103	41	-3,088	-7	18,912 ^P	46,109 ^P
Rhode Island.....		6,795								34,330 ^P
South Carolina.....	16,969	28,300	27,947	17,322	99	61	353	2	34,895 ^P	112,918 ^P
South Dakota.....		4,486 ^I	21,478 ^I						--	--
Tennessee.....	77,171	85,909	81,198	81,882	95	95	4,711	6		2,838 ^P
Texas.....	314,326 ^I	296,127 ^I	275,417 ^I	335,036 ^I	93 ^I	113 ^I	20,710 ^I	7 ^I	112,636 ^I ^P	342,144 ^I
Utah.....	22,212	28,542	24,270	26,299	85	92	4,087	18		34,975 ^I
Vermont.....	7,125	6,892	6,733	7,284	98	106	159	2	16,662 ^I	15,475
Virginia.....	90,238	71,975	64,715	97,498	90	135	7,260	8		456,511
Washington.....		103,946	84,067 ^I							72,479
West Virginia.....	39,291	37,042	34,838	41,495	94	112	2,204	6		36,635 ^I
Wisconsin.....	134,543	188,406	166,128	157,170	88	83	22,627	17	NH	NH
Wyoming.....	3,808 ^I	11,583	9,178 ^I	4,023 ^I			215 ^I	6 ^I		

Note: All available data are entered in the table and all appropriate calculations are included. Blank spaces indicate that either the data are not available or the calculations were not appropriate.

NH = This case type is not handled in this court.

-- = Not applicable.

^IData are not complete:

Arizona--General jurisdiction courts--Data do not include adoption cases for Maricopa County. No mental health pending or filing data were available.

Limited jurisdiction courts--No civil data were reported for Justices of the Peace located in seven counties, or for five locations of the Municipal Court.

Jurisdiction courts						All trial courts							
Disposed	End pending	As percent of filed		Change in pending		Beginning pending	Filed	Disposed	End pending	As percent of filed		Change in pending	
		Disposed	End pending	Number	Percent					Disposed	End pending	Number	Percent
93,255P	54,583P	80P	47P	22,803P	72P	31,780P	186,523P	163,995P	54,583P	88P		(22,528P)	
9,748	12,200P	78		(2,783)		21,566P	23,901	20,048	25,359P	84		(3,853)	
38,008I	24,016I	97I	62I	1,035I	5I	99,672I	118,630I	112,666I	106,334I	90I		6,662I	7I
623,007		75		(205,494)		56,811P	89,404I	56,504P	61,757P			4,946I	9I
61,115	16,211	95	25	3,230	25	16,071P	157,522	1,071,371	63,078P	77		(320,485)	
												4,135P	26P
45,440I	37,206I			1,384I	4I	70,080I	207,534	69,927I	75,066I			4,986I	7I
19,806I	17,872P					24,179I	39,569P	25,868I	29,403P				
--	--	--	--	--	--	20,743I	158,286	157,340	21,702I	99		(946)	
201,511		94		(13,697)		477,563	444,832	444,832		93		(32,731)	
140,075P	72,920P	95P	49P	7,618P	12P	169,738P	258,390P	243,484P	183,539P			13,801I	8I
--	--	--	--	--	--	6,913	4,490	8,953	2,450	199	55	-4,463	-65
10,200	7,597	93	69	740	11	30,984	33,656	29,987	34,653	89	103	3,669	12
--	--	--	--	--	--	25,018	48,172	43,678	29,512	91	61	4,494	18
--	--	--	--	--	--	438,312I	689,701	670,629	454,699I	97		(19,072)	
100,393P	56,964P	90P	51P	10,995P	24P	257,152P	312,379P	283,467P	286,064P	91P	92P	28,912P	11P
--	--	--	--	--	--	53,154I	143,817	130,330I	59,436I			6,282I	12I
NH	NH	--	--	--	--	31,621I	92,076I	72,813I	35,129I			3,508I	11I
67,671	53,172	61	48	43,478	449K	9,694P	165,994	119,079	53,172P	72		(46,915K)	
39,163I		64I		(22,412I)			202,575I	39,163I					
17,879I						8,293I	48,536I	24,735I	9,006I			713I	9I
116,424P	13,385P			818P	7P	85,459P	472,980P	62,687P	97,492P			12,033P	14P
426,010I	55,393I	96I	13I	11,935I	27I	97,655P	295,117P	116,424P	101,241P			3,586P	4P
						96,244I	557,563I	539,281I	110,442P	97I	20I	14,198I	15I
65,640P	7,321P					8,700P	16,461P	83,234P	14,887P				
							74,009I						
90,504		84		(16,799)		68,454P	186,881	167,867	70,639P	90		(19,014)	
							25,055P	20,025P		80P		(5,030P)	
30,160P	34,363P			1,248P	4P	41,588P	71,743	51,563P	42,705			1,117P	3P
							9,038I						
29,584P						19,640P	35,767P	48,544P	20,159P			519P	3P
387,660	58,955	99	15	3,685	7	118,089	465,682	458,239	125,532	98	27	7,443	6
						21,547P	54,844P	36,955P	25,160P			3,613P	17P
603,902I	61,026I			6,362I	12I	120,136I	570,806I	667,809I	127,262I			7,126I	6I
254,984	81,494	97	31	9,136	13	152,727	335,341	324,007	164,061	97	49	11,334	7
11,289I						4,640I	21,666I	20,557I	5,265I			625I	13I
346,321	106,914	96	30	13,876	15	245,448I	615,235	593,833	264,055I	97		(21,402)	
10,856	11P					168,493P	181,026P	225,173	135,191P		75	-33,302P	-20P
74,708I	26,960I			4,179I	18I	64,935I	139,608I	126,825I	71,987I			7,052I	11I
229,981	9,036P	99		(3,288)		75,081P	419,375	413,766	75,455P	99		374P	<1P
46,347P	18,674P	101P	40P	-238P	-1P	60,547P	140,460P	143,786P	57,221P	102P	41P	-3,326P	-5P
22,795P							41,125P	22,795P					
169,673P	21,009P			-13,886P	-40P	51,864P	141,218P	197,620P	38,331P			-13,533P	-26P
--	--	--	--	--	--		4,486I	21,478I					
2,524P		89P		(314P)		77,171P	88,747P	83,722P	81,882P	94P		(5,025P)	
226,624I	117,028I	66I		(115,520I)		426,962I	638,271I	502,041I	452,064I	79I		(136,230I)	
26,063P						22,212P	63,517I	50,333P	26,299P			4,087P	18P
17,234I	14,903I			-1,759	-11I	23,787I	22,367	23,967I	22,187I			-1,600I	-7I
434,097		95		(22,414)		90,238P	528,486	498,812	97,498P	94		(29,674)	
							176,425	84,067I					
38,524I		105I		(-1,889I)		39,291P	73,677I	73,362I	41,495P	100I		(315I)	
NH	NH	--	--	--	--	134,543	188,406	166,128	157,170	88	83	22,627	17
						3,808I	11,583P	9,178I	4,023P			215I	6I

Arkansas--General jurisdiction courts--Pending and disposed data do not include adoption, guardianship/conservatorship/trusteeship, other estate, or mental health cases from the Chancery and Probate Court.

Limited jurisdiction courts--No data were reported for the Court of Common Pleas located in one county, for seven locations of the Municipal Court, or for forty-seven locations of the City Court, Police Court, and Justice of the Peace Court. Incomplete data were reported by twelve Municipal Court locations and six locations of the City Court, Police Court, and Justice of the Peace Court.

Connecticut--Limited jurisdiction courts--No pending or disposed data were available for small claims cases in the Court of Common Pleas.

Delaware--Limited jurisdiction courts--There were only six months of filing data available for name change cases for one location of the Court of Common Pleas. The only civil beginning pending and disposition data that were available for the Family Court were marriage dissolution cases; the filing and end pending figures given for this court are complete.

(continued on next page)

TABLE 18: Civil caseload for general jurisdiction, limited jurisdiction, and all trial courts, 1978. (continued)

District of Columbia--Pending data do not include estate cases.

Georgia--General jurisdiction court--Pending and disposed data are included for only those cases filed after July 1, 1970.

Illinois--No pending data were available for probate/wills/intestate cases.

Iowa--No pending data were available for domestic relations or estate cases. No disposition data were available for guardianship/conservatorship/trusteeship cases. Filings are complete.

Kansas--General jurisdiction court--Pending data do not include small claims, adoption, mental health, or estate cases. Filings were not available for other estate cases. Dispositions do not include small claims, adoption, or mental health.

Louisiana--Limited jurisdiction courts--No data were available for two locations of the City Court and Parish Court. Estimates of the volume for the complete one-year period for the other two court locations were calculated using varying amounts of data.

Maine--General jurisdiction court--Pending data do not include support/custody cases.

Limited jurisdiction courts--Incomplete filing data were reported for support/custody and mental health cases. Two court locations did not report any civil filing data. Dispositions were available for the last half of the year only.

Massachusetts--Limited jurisdiction courts--The only disposition data reported by the District Court were for other civil cases. Filings are complete.

Michigan--General jurisdiction courts--No data were available for six locations of the Circuit Court.

Limited jurisdiction courts--No data were available for nine locations of the District Court. Incomplete data were reported for six locations of the Probate Court. Data reported for the Probate Court did not include estate cases.

Mississippi--General jurisdiction courts--Data reported for the Circuit Court and the Chancery Court do not include filings for three months from one county.

Nevada--General jurisdiction courts--Data were available from only one court location--the Second District (Washoe County). Approximately twenty-five percent of the total state population lives in that district.

New York--Limited jurisdiction courts--Incomplete data were reported for the Family Court in King's County. Filing data for domestic relations administration proceedings, guardianship/conservatorship/trusteeship, and other estate cases in the Surrogates' Court were not available. No filing data were reported for civil law cases in the District Court and City Court.

North Dakota--General jurisdiction courts--Termination of parental rights cases are not included in the disposed or pending data.

Limited jurisdiction courts--No filing data were available for mental health cases in either the County Court with increased jurisdiction or the County Probate Court. No small claims data were available for one location of the County Justice Court.

Ohio--General jurisdiction court--Pending data do not include adoption, birth records, estate minor's settlement, mental health, or name change cases.

Oregon--General jurisdiction court--Pending and disposed data do not include adoption or mental health cases from the Circuit Court.

Limited jurisdiction courts--Pending and disposed data do not include adoption or mental health cases from the County Court. Data were reported for only twenty-six of the forty-four locations of the Justice Court.

South Dakota--There were no data available for cases heard by the lawyer magistrates and lay magistrate/clerks in the Circuit Court. The only filing data that were available were for estate cases.

Tennessee--General jurisdiction courts--No pending or disposition data were available for Circuit Courts located in the ten counties that are serving as pilot sites for the new computerized statistical information system.

Texas--All courts--All data reported are based on an incomplete number of monthly reporting forms received for each court. The reporting rates were:

District Court and Domestic Relations Court--ninety-eight percent; County Court at Law, Constitutional County Court, and Probate Court--ninety-seven percent; Municipal Court--ninety percent; Justice of the Peace Court--seventy-seven percent.

Utah--Limited jurisdiction courts--One-hundred-sixty-one of the one-hundred-eighty-one Justices of the Peace reported data for the Justice Court.

Vermont--Limited jurisdiction courts--Pending and disposed data from the Probate Court for probate/wills/intestate and guardianship/conservatorship/trusteeship cases do not include cases filed before January 1, 1970.

Washington--General jurisdiction courts--No disposition data for mental health cases were available.

Washington--General jurisdiction courts--No disposition data for mental health cases were available.

West Virginia--Limited jurisdiction courts--Incomplete data were received for two locations of the Magistrate Court.

Wyoming--General jurisdiction court--Pending and disposed data do not include cases filed before 1974.

^kAdditional information:

Kentucky--Limited jurisdiction court--The Kentucky limited jurisdiction courts were consolidated into one District Court in 1978. The large increase in its pending caseload is a reflection of the start-up process.

^pData were not available for all courts in the state. See tables 15 and 16 for more detail on the source of data reported in this table.

TABLE 19: Composition of civil case filings in general jurisdiction courts, 1978.
State and court. Civil case categories

State and court title	Civil cases filed												Total civil
	Law	Tort	Contract	Small claims	Real property rights	Equity	Domestic relations	Estate	Mental health	Appeal	Extraordinary writ	Other civil	
Alabama--Circuit Court.....	(j)	(j)		NH			45,548		NH	(j)		24,917 ^j	70,465
Alaska--Superior Court.....		921	1,415	NH	347		6,227	851	359	206		1,044	11,370
Arizona--Superior Court.....	29,917 ^j	(j)	(j)				41,763	7,907		(j)			79,581 ^l
Arkansas--STATE TOTAL.....	24,408 ^j					6,642	27,853	7,290	1,102	(j)			67,275
Circuit Court.....	24,408 ^j				NH			NH	NH	(j)			24,408
Chancery and Probate Court.....	NH	NH		NH		6,642	27,853	7,290	1,102	NH		NH	42,867
California--Superior Court.....		86,729		NH	2,725		175,160 ^j	63,774	4,055	11,893	12,721	206,298	563,355
Colorado--STATE TOTAL.....	14,147	3,481 ^j			7,801		45,475	7,267	2,933	800	4,162 ^j	7,111	93,177
District Court, Denver Superior Court, Denver Juvenile Court, and Denver Probate Court.....	14,147	3,481 ^j		NH	4,933		45,475	7,267	2,933	800	4,162 ^j	7,111	90,309
Water Court.....	NH	NH	NH	NH	2,868	NH		NH	NH	NH	NH		2,868
Connecticut--Superior Court.....				NH			16,561			163		11,365	28,089
Delaware--STATE TOTAL.....	1,859		(j)	NH	598	(j)	324	2,357	583	253		698	6,672
Court of Chancery.....		NH	(j)	NH	(j)	(j)		2,357			NH	400 ^j	2,757
Superior Court.....	1,859			NH	598	NH	324		583	253		298	3,915
*District of Columbia--Superior Court.....	5,230			32,797	107,701		7,281	2,440	680	525	20	1,612	158,286
Florida--Circuit Court.....		21,761	27,005	NH	18,297		81,985	42,941	13,156	905			262,355
Georgia--Superior Court.....							57,573						53,124
*Guam--Superior Court.....	930			2,326	27		816	155				236	4,490
Hawaii--STATE TOTAL.....		1,155	1,434	NH	250		14,656 ^j	1,912	(j)	47	NH	3,262 ^j	22,716
Circuit Court.....		1,155	1,434	NH	197		14,656 ^j	1,912	(j)		NH	3,262 ^j	22,616
Land Court.....	NH	NH	NH	NH	53	NH		NH	NH	NH	NH		53
Tax Appeal Court.....	NH	NH	NH	NH	NH	NH		NH	NH	47	NH		47
*Idaho--STATE TOTAL.....		1,728	NH	13,504			13,517	3,891		271 ^j	247	15,014	48,172
District Court.....		1,026	NH	0			2,802	9		271 ^j	200	4,175	8,483
Magistrates Division.....		702	NH	13,504			10,715	3,882		NH	47	10,839	39,689
*Illinois--Circuit Court.....	202,975			175,454	649	48,148	93,965	34,154	8,693	117,538		8,125	689,701
Indiana--Superior Court and Circuit Court.....				29,682			74,667	24,196				72,446	200,991
*Iowa--District Court.....				72,054 ^j			947	24,218				46,598	143,817
Kansas--District Court.....	29,345 ^j	3,249	6,546	10,670	2,697		25,973	8,567 ^l	1,929	144	267	2,689	92,076 ^l
Kentucky--Circuit Court.....	15,408			NH			30,384	NH	3,039	1,089		5,925	54,845
Louisiana--District Court.....				NH									141,000
Maine--Superior Court.....	2,008	1,803	1,318	NH			2,038	NH	NH	212	76	568	8,023
Maryland--Circuit Court.....	4,250	7,902	5,179	NH	3,359	10,988	39,065	632		2,864	481		74,720
Massachusetts--Superior Court.....				NH				NH	NH				
Michigan--STATE TOTAL.....		6,658 ^l		NH			90,332 ^l			1,161 ^l		17,383 ⁱ	115,534 ⁱ
Circuit Court.....		6,658 ^l		NH			90,332 ^l			666 ⁱ		17,383 ⁱ	115,039 ^l
Court of Claims.....			NH	NH	NH			NH	NH	495	NH	NH	495
Minnesota--District Court.....				NH				NH	NH			16,461	16,461
Mississippi--STATE TOTAL.....				NH									57,391 ^l
Circuit Court.....				NH		NH	NH	NH	NH				13,764 ^l
Chancery Court.....	NH	NH		NH									43,627 ^l
Missouri--Circuit Court and Court of Common Pleas.....	X			NH			X			X	X	X	79,578
Montana--District Court.....				NH			9,016 ^j	3,704 ^j	377 ^j			11,958 ^j	25,055
Nebraska--District Court.....				NH			14,230	NH	NH			7,042	21,272
Nevada--District Court.....	3,387 ^l			NH			4,792 ^l	481 ^l	115 ^l			263 ^l	9,038 ^l
New Hampshire--Superior Court.....	6,422			NH		3,057	9,997	NH	NH	3			19,479
New Jersey--Superior Court (Law Division and Chancery Division) and County Court.....		40,233				4,023	29,103	978					74,337
New Mexico--District Court.....							17,558					23,010	40,568
New York--Supreme Court and County Court.....		35,684		NH	130		9,573	NH		6,425		12,859	64,671
North Carolina--Superior Court.....	11,541			NH			NH	32,602 ^j	NH			27,078 ^j	71,227 ^j
North Dakota--District Court.....		732	3,095	NH	501		4,944	35	NH	131	83	454	9,975
Ohio--Court of Common Pleas.....		21,587		NH			97,126	77,480	7,586	2,478		48,501	254,758

State and court title	Civil cases filed											Total civil	
	Law	Tort	Contract	Small claims	Real property rights	Equity	Domestic relations	Estate	Mental health	Appeal	Extraordinary writ		Other civil
Oklahoma--District Court.....		7,062	21,924	77,798	8,163		39,644	13,904	2,620	1,051	1,526	7,328	181,020
Oregon--STATE TOTAL.....	X			NH		X	29,336	6,527	3,773	138			60,700
Circuit Court.....	X			NH		X	29,336	6,527	3,773				60,562
Tax Court.....	X			NH		X	NH	NH	NH	138			138
Pennsylvania--Court of Common Pleas.....							110,870	19,616	9,025			46,595	186,106
Puerto Rico--Superior Court.....	2,152	3,564	445	NH	8,093	NH	32,101	NH	NH	265 ¹	1,108	46,623	94,351
Rhode Island--Superior Court.....				NH			NH	NH	NH	505		6,290	6,795
South Carolina--Circuit Court.....							NH						28,300
*South Dakota--Circuit Court.....								4,486 ¹					4,486 ¹
Tennessee--STATE TOTAL.....		10,457	7,327	NH	2,777		47,265	1,639	939	11,264	1,053	3,188	85,909
Circuit Court.....		9,686	2,614	NH	920		25,979	83	301	8,217	315	1,263	49,378
Law and Equity Court.....		326	265	NH	111		2,372	209	63	334	30	158	3,868
Chancery Court.....		445	4,448	NH	1,746		18,914	1,347	575	2,713	708	1,767	32,663
Texas--District Court and Criminal District Court.....		16,580 ¹		NH			151,602 ¹			28,167 ¹	5,354 ¹	94,424 ¹	296,127 ¹
Utah--District Court.....		872		NH	141		10,371	3,426	870	217	652	11,993	28,542
Vermont--Superior Court.....	3,335			NH			3,194	NH	NH	332 ¹	31		6,892
Virginia--Circuit Court.....	24,383				950	11,835	32,190		NH	2,617			71,975
Washington--Superior Court.....		6,882	21,679	NH	3,468		44,805	13,539	3,334	549		9,690	103,946
West Virginia--Circuit Court.....							1,235		905	495		34,407	37,042
Wisconsin--Circuit Court and County Court.....		18,584			64,925	2,593	40,946	27,551	2,997	942	240	29,628	188,406
Wyoming--District Court.....				NH				2,190				9,393	11,583

Note: All available data were entered in the table. Blank spaces indicate that the data are not available.

X = The data for this casetype are known to be included in the total but were not available by category.

NH = This casetype is not handled by this case.

*These states have a single-tier trial court. These courts have no limited jurisdiction courts under them, so included in their caseload are cases that would be heard by limited jurisdiction courts elsewhere.

¹Data are not complete:

Arizona--Total civil figure does not include adoption data from Maricopa County.

Kansas--Total estate and total civil figures do not include other estate cases.

Michigan--Circuit Court--Data were missing for courts located in the following counties: Clinton, Hillsdale, Jackson, Livingston, Oakland, Osceola and Wayne.

Mississippi--Circuit Court and Chancery Court--No data were received from the court in Itshomingo County, District 1, for the months of November and December.

Nevada--Data are available for only one court district--the Second District (Washoe County). This county contains 25 percent of the total state population.

Puerto Rico--Data reported do not include a separate figure for appeal of trial court cases. These cases are included by category with other civil data.

South Dakota--Data are not included for cases heard by the lawyer magistrates or lay magistrate/clerks of this court.

Texas--Data reported in this table are based on less than the total number of monthly reports possible. The reporting rate was ninety-eight percent. No reports were received from Culberson, Freestone, Kendall, Robertson, or Upton during the 1978 court year.

Explanation of data included in the category:

Alabama--Other civil figures include law, auto tort, and civil appeals cases.

Arizona--Filings include cases transferred in. Data included in the law category are tort, contract, eminent domain, unclassified civil, real property rights, and appeal cases including civil appeals.

Arkansas--Appeal data are included in the figure given for law cases.

California--Domestic relations includes annulment, divorce, and separate maintenance cases.

Colorado--District Court, and Denver Superior and Probate Courts--Tort personal injury motor vehicle cases include related property damage; extraordinary writs cases include habeas corpus and other remedial writs, injunctions, etc.

Water Court--Data reported include original and post-judgment actions filed. Cases involving springs, waste waters, etc.

Delaware--Other civil cases in the Court of Chancery include the categories of contract, real property rights, and equity.

Hawaii--Circuit Court--Mental health cases are included with domestic relations data. Other civil includes supplemental proceedings on criminal as well as civil cases.

Idaho--District Court--Some appeals may include some juvenile appeals.

Illinois--Data reported include cases that have been reinstated and transferred in and transferred out of the court's jurisdiction.

Post-judgment and post-termination matters are not included.

Iowa--Data reported include cases handled by the clerk.

Kansas--All filings include original actions and retrials/reinstatements.

Law Chapter 61 cases are limited actions which include the categories of auto tort, professional tort, product liability tort, other tort, contract, small claims, real estate and personal property (real property rights), tax appeals and workman's compensation (appeals of administrative agency case), and K.S.A. 60-1507 and habeas corpus (extraordinary writ).

Montana--Domestic relations cases include marriage dissolution, invalid marriage, legal separation, URESA (outgoing and incoming), and paternity. Estate cases include formal and informal probate, supervised probate, guardianship, conservatorship, and trust. Mental health cases include mentally ill and inebriation (commitments).

Other civil cases include personal injury, property damage, condemnation, lien, foreclosure, eviction, partition, quiet title, agreement suits, injunctions, declaratory judgments, certificate of amount due, warrant of distraint, abstract of judgment, transcript of judgment, mandamus, habeas corpus, habitual traffic offender, note, wage claim, amount due, unlawful detainer, zoning, taxes, and water rights.

Nebraska--Filed figures include the number of reopened cases placed before the District Court.

North Carolina--Data include estate and special proceeding cases that are disposed by the clerks of the court.

Vermont--Appeals include criminal appeals as well as some habeas corpus and postconviction remedy cases.

TABLE 20: Composition of civil case dispositions in general jurisdiction courts, 1978.
State and court. Civil case categories

State and court title	Civil cases disposed													Total civil
	Law	Tort	Contract	Small claims	Real property rights	Equity	Domestic relations	Estate	Mental health	Appeal	Extraordinary writ	Other civil		
Alabama--Circuit Court.....	(j)	(j)		NH			47,013		NH	(j)		23,727 ^j	70,740	
Alaska--Superior Court.....		X	X		X			X	X	X		X	10,300	
Arizona--Superior Court.....	27,695 ^j	(j)			(j)		38,258 ^l	8,007	698 ^j	(j)			74,658 ^l	
Arkansas--STATE TOTAL.....	20,253 ^j					6,101	26,407 ^l	3,743 ^l		(j)			56,504 ^l	
Circuit Court.....	20,253 ^j				NH		NH	NH	NH	(j)			20,253	
Chancery and Probate Court.....	NH	NH		NH		6,101	26,407	3,743		NH		NH	36,251 ^l	
California--Superior Court.....		64,426		NH	2,047		151,138 ^j	59,769	4,081	11,011	11,339	144,559	448,370	
Colorado--STATE TOTAL.....				NH	1,963 ^j						2,834		4,797 ^l	
District Court, Denver Superior Court, Denver Juvenile Court, and Denver Probate Court.....				NH							2,834		2,834 ^l	
Water Court.....	NH	NH	NH	NH	1,963 ^j	NH	NH	NH	NH	NH	NH		1,963	
Connecticut--Superior Court.....				NH			15,048			124		9,315	24,487	
Delaware--STATE TOTAL.....	1,727		(j)	NH	625 ^j	(j)	292	2,014	571	152		681 ^j	6,062	
Court of Chancery.....		NH	(j)	NH	(j)	(j)		2,014				417 ^j	2,431	
Superior Court.....	1,727			NH	625	NH	292	NH	571	152		264	3,631	
District of Columbia--Superior Court.....	5,012			32,756	107,481		6,830	2,453	682	329	26	1,771	157,340	
Florida--Circuit Court.....		22,329	23,040	NH	16,977		77,331	39,915	12,749	596		50,384	243,321	
Georgia--Superior Court.....							56,947 ^l	NH	NH			46,462 ^l	103,409 ^l	
Guam--Superior Court.....	2,501			3,925	142		919	941				525	8,953	
Hawaii--STATE TOTAL.....		1,213	1,399	NH	276		12,327 ^j	1,644	(j)	25	NH	2,903 ^j	19,787	
Circuit Court.....		1,213	1,399	NH	229		12,327 ^j	1,644	(j)		NH	2,903 ^j	19,715	
Land Court.....	NH	NH	NH	NH	47	NH	NH	NH	NH	NH	NH	NH	47	
Tax Appeal Court.....	NH	NH	NH	NH	NH	NH	NH	NH	NH	25	NH	NH	25	
Idaho--STATE TOTAL.....		1,550	NH	12,614			12,454	3,165		240 ^j	219	13,436	43,678	
District Court.....		929	NH	1			2,849	9		240 ^j	188	3,690	7,906	
Magistrates Division.....		621	NH	12,613			9,605	3,156		NH	31	9,746	35,772	
Illinois--Circuit Court.....	196,572			171,120	696	59,128	83,532	28,353	8,486	116,420		6,322	670,629	
Indiana--Superior Court and Circuit Court.....				25,716			67,480	20,993				68,885	183,074	
Iowa--District Court.....				69,978			824	17,136 ^l				42,392	130,330 ^l	
Kansas--District Court.....	26,363	X	X		X		22,777 ^l	9,420		X	X	X	72,813 ^l	
Kentucky--Circuit Court ^l	16,036						26,304		2,984	1,073		5,011	51,408	
Louisiana--District Court.....														
Maine--Superior Court.....	1,919	1,597	1,061	NH			1,567	NH	NH	260	64	388	6,856	
Maryland--Circuit Court.....	4,220	8,188	4,137	NH	2,504	8,246	32,467	471		2,015	439		62,687	
Massachusetts--Superior Court.....														
Michigan--STATE TOTAL.....		6,469 ^l					88,151 ^l			1,112 ^l		17,539 ^l	113,271 ^l	
Circuit Court.....		6,469 ^l		NH			88,151 ^l			520 ^l		17,539 ^l	112,679 ^l	
Court of Claims.....		NH	NH	NH	NH			NH	NH	592	NH	NH	592	
Minnesota--District Court.....				NH				NH	NH			17,594	17,594	
Mississippi--STATE TOTAL.....														
Circuit Court.....														
Chancery Court.....														
Missouri--Circuit Court and Court of Common Pleas.....		7,674		NH			37,404			(j)	332	31,953	77,363	
Montana--District Court.....				NH			7,471 ^j	2,497 ^j	291 ^j			9,766 ^j	20,025	
Nebraska--District Court.....				NH			14,524	NH	NH			6,879	21,403	
Nevada--District Court ^l														
New Hampshire--Superior Court.....	6,350			NH		2,552	10,050	NH	NH	8			18,960	
New Jersey--Superior Court (Law Division and Chancery Division) and County Court.....		37,667				3,704	28,185 ^l	X					70,579	
New Mexico--District Court.....							16,851					20,104	36,955	
New York--Supreme Court and County Court.....		36,461		NH	239		9,381	NH		5,230		12,596	63,907	
North Carolina--Superior Court.....	10,910			NH			NH	30,841	NH			27,272	69,023	
North Dakota--District Court.....		739	2,914	NH	489		4,468 ^l	15	NH	115	101	427	9,268 ^l	
Ohio--Court of Common Pleas.....		20,885		NH			95,446	73,430	7,589	2,220		47,942	247,512	
Oklahoma--District Court.....		8,469	26,190	95,425	7,894		44,563	16,295	2,894	1,192	1,497	9,898	214,317	

State and court title	Civil cases disposed												Total civil
	Law	Tort	Contract	Small claims	Real property rights	Equity	Domestic relations	Estate	Mental health	Appeal	Extraordinary writ	Other civil	
Oregon--STATE TOTAL.....	X			NH		X	26,227 ¹	6,085		138			52,117 ¹
Circuit Court.....	X			NH		X	26,227 ¹	6,085					51,979 ¹
Tax Court.....	X			NH		X				138			138
Pennsylvania--Court of Common Pleas.....							107,126	19,551	8,792			48,316	183,785
Puerto Rico--Superior Court.....	2,647	4,687	486	NH	9,281	NH	31,205	NH	NH	304 ¹	1,641	47,188	97,439
Rhode Island--Superior Court.....				NH			NH	NH	NH				
South Carolina--Circuit Court.....							NH	NH	NH				27,947
South Dakota--Circuit Court ¹					9,623 ¹		3,135 ¹	3,499 ¹	496 ¹			4,725 ¹	21,478 ¹
Tennessee--STATE TOTAL.....		X	X	NH	X		X	X	X	X	X	X	81,198
Circuit Court.....		X	X	NH	X		X	X	X	X	X	X	46,600
Law and Equity Court.....		X	X	NH	X		X	X	X	X	X	X	3,427
Chancery Court.....		X	X	NH	X		X	X	X	X	X	X	31,171
Texas--District Court and Criminal District Court.....		15,282 ¹		NH			148,716 ¹			25,588 ¹	5,440 ¹	80,391 ¹	275,417 ¹
Utah--District Court.....	X				X		X	2,774	834	67	X	X	24,270
Vermont--Superior Court.....	3,413			NH			2,923	NH	NH	366 ¹	31 ¹		6,733
Virginia--Circuit Court.....	21,726				984	10,311	29,956		NH	1,738			64,715
Washington--Superior Court.....		X	X	NH	X		X	X		X		X	84,067 ¹
West Virginia--Circuit Court.....							1,205		1,062	903		31,668	34,838
Wisconsin--Circuit Court and County Court.....		15,773			62,308	1,910	32,775	23,938	2,080	841	197	26,306	166,128
Wyoming--District Court.....												9,178 ¹	9,178 ¹

Note: All available data are entered in the table. Blank spaces indicate that the data are not available.

X = The data for this casetype are known to be included in the total.

NH = This casetype is not handled by the court.

*These states have a single-tier trial court. These courts have no limited jurisdiction courts under them, so included in their caseload are cases that would be heard by limited jurisdiction courts elsewhere.

¹Data are not complete:

Arizona--Adoption, domestic relations and total civil cases disposed do not include adoption data for Maricopa County.

Arkansas--Chancery and Probate Court--Domestic relations disposed does not include adoptions. Estate disposed does not include guardianship/conservatorship/trusteeship or other estate cases. Total civil disposed does not include any of these categories or mental health.

Colorado--District Court and Denver Superior, Juvenile, and Probate Courts--The only disposition data that could be identified were for mental health cases. No other data are included in the figures reported for this court.

Georgia--Disposition data are given for only those cases filed between July 1, 1977 and June 30, 1978 that were either disposed during 1978 or still pending at the end of the year. Cases filed before this date have not been entered into the computerized information system so data on them are not available.

Iowa--Estate and total civil disposed do not include guardianship/conservatorship/trusteeship cases.

Kansas--Domestic relations cases do not include adoptions. Total civil figures do not include small claims, adoption, or mental health cases.

Michigan--Circuit Court--There were no data available for Jackson County.

Nevada--Data are available for only one district--the Second District (Washoe County). This county contains 25 percent of the total state population.

New Jersey--Domestic relations cases disposed does not include contested adoption cases. These data are included in the total.

North Dakota--Domestic relations and total civil disposed figures do not include cases involving termination of parental rights.

Oregon--Circuit Court--Figures do not include adoption cases.

Puerto Rico--Data do not include appeal of trial court cases. These cases are included by category with other civil data.

South Dakota--Data are not included for cases heard by the lawyer magistrates or lay magistrate/clerks of this court.

Texas--Data reported in this table are based on less than the total possible number of monthly reports. The reporting rate was ninety-eight percent. No reports were received from Culberson, Freestone, Kendall, Robertson, or Upton during the 1978 court year.

Washington--No data were available on the number of mental health cases disposed.

Wyoming--Disposition data do not include cases filed before 1974.

¹Explanation of data included in the category:

Alabama--Other civil includes law, auto tort, and civil appeals cases.

Arizona--Dispositions include cases transferred out. Data included in the law category are tort, contract, real property rights, and appeal cases.

Arkansas--Circuit Court--Law includes civil appeals (trial de novo) that could not be separated from the total.

California--Domestic relations includes annulment, divorce, and separate maintenance cases.

Colorado--Water Court--Data given include cases involving springs, waste waters, etc.

Delaware--Other civil cases in the Court of Chancery include contract, real property rights, and equity cases.

Hawaii--In the Circuit Court, mental health cases are included with domestic relations data. Other civil includes supplemental proceedings on criminal as well as civil cases.

Idaho--District Court--Data reported may include some juvenile appeals.

Missouri--Appeals are included in the appropriate case category.

Montana--Domestic relations cases include marriage dissolution, invalid marriage, legal separation, URESA (outgoing and incoming), and paternity. Estate cases include formal and informal probate, supervised probate, guardianship, conservatorship, and trust. Mental health cases include mentally ill and inebriation (commitment). Other civil cases include personal injury, property damage, condemnation, lien, foreclosure, eviction, partition, quiet title, agreement suits, injunctions, declaratory judgments, certificate of amount due, warrant of distraint, abstract of judgment, transcript of judgment, mandamus, habeas corpus, habitual traffic offender, note, wage claim, amount dues, unlawful detainer, zoning, taxes, and water rights.

Vermont--Appeals include some criminal appeals as well as some habeas corpus and postconviction remedy cases.

¹Special source or revision in the data:

Kentucky--All disposed figures were supplied by the state's administrative office of the courts during data verification.

TABLE 21: Tort caseload for trial courts, 1978.
State population. Courts reporting tort (auto tort, professional tort, product liability tort, and other tort) caseload. Disposed and end pending as a percent of filed. Number and percent change in pending. Filed per 100,000 population

State and court title	State population in thousands	Beginning pending	Filed	Disposed	End pending	As percent of filed		Change in pending		Filed per 100,000 population
						Disposed	End pending	Number	Percent	
Alaska--STATE TOTAL.....	401		1,356							338
Superior Court ¹	--		921							230
District Court ¹	--		435							108
California--Superior Court ¹	22,839		86,729	64,426		74		(22,303)		380
Colorado--District Court and Denver Superior Court ¹	2,767		3,481							126
Delaware--Court of Common Pleas ¹	598	1,679	3,049 ¹	3,142	1,586			-93	-6	510 ¹
Florida--Circuit Court ¹	9,132		21,761	22,329		103		(-568)		238
Hawaii--STATE TOTAL.....	929	3,285	2,032	1,939	3,378	95	166	93	3	219
Circuit Court ¹	--	2,135	1,155	1,213	2,077	105	180	-58	-3	124
District Court ¹	--	1,150	877	726	1,301	83	148	151	13	94
Idaho--STATE TOTAL.....	911	1,787	1,728	1,550	1,965	90	114	178	10	190
District Court ¹	--	1,262	1,026	929	1,359	91	132	97	8	113
Magistrates Division ¹	--	525	702	621	606	88	86	81	15	77
Kansas--District Court ¹	2,333		3,249							139
Maine--Superior Court.....	1,115		1,803	1,597		89		(206)		162
Maryland--Circuit Court ¹	4,212		7,902	8,188		104		(-286)		188
Michigan--Circuit Court ¹	9,202	7,578 ¹	6,658 ¹	6,469 ¹	7,767 ¹		117 ¹	189 ¹	2 ¹	72 ¹
Missouri--Circuit Court and Court of Common Pleas ¹	4,871				7,674 ¹					(158 ¹)
New Jersey--STATE TOTAL.....	7,356	59,639	57,535	55,353	61,821	96	107	2,182	4	782
Superior Court (Law Division and Chancery Division) and County Court ² ..	--	53,095	40,233	37,667	55,661	94	138	2,566	5	547
County District Court ¹	--	6,544	17,302	17,686	6,160	102	36	-384	-6	235
New York--STATE TOTAL.....	17,720		74,931	36,461 ^P						423
Supreme Court and County Court ¹	--		35,684	36,461		102		(-777)		201
Civil Court of the City of New York ¹	--		39,247							221
North Dakota--District Court ¹	651		732	739		101		(-7)		112
Ohio--STATE TOTAL.....	10,795	32,212 ¹	39,645	38,543	33,355 ¹	97		(1,102)		367
Court of Common Pleas ¹	--	23,383 ¹	21,587	20,885	24,151 ¹	97		(702)		200
County Court ¹	--	113	127	174	53	137	42	-60	-53	1
Municipal Court ¹	--	8,716	17,931	17,484	9,151	98	51	435	5	166
Oklahoma--District Court ¹	2,913	8,696	7,062	8,469	7,289	120	103	-1,407	-16	242
Puerto Rico--STATE TOTAL.....	3,115	9,475	5,489	6,691	8,273	122	151	-1,202	-13	176
Superior Court ¹	--	7,721	3,564	4,687	6,598	132	185	-1,123	-15	114
District Court ¹	--	1,754	1,925	2,004	1,675	104	87	-79	-5	62
Tennessee--STATE TOTAL.....	4,462		10,457							234
Circuit Court ¹	--		9,686							217
Law and Equity Court ¹	--		326							7
Chancery Court ¹	--		445							10
Texas--STATE TOTAL.....	13,498	44,425 ¹	26,009 ¹	23,921 ¹	46,513 ¹	92 ¹	179 ¹	2,088 ¹	5 ¹	193 ¹
District Court ¹ , ¹	--	29,813 ¹	16,580 ¹	15,282 ¹	31,111 ¹	92 ¹	188 ¹	1,298 ¹	4 ¹	123 ¹
County Court at Law and Constitutional County Court ¹ , ¹	--	14,612 ¹	9,429 ¹	8,639 ¹	15,402 ¹	92 ¹	163 ¹	790 ¹	5 ¹	70 ¹
Utah--District Court ¹	1,364		872							64
Washington--Superior Court ¹	3,886		6,882							177
Wisconsin--Circuit Court and County Court ¹	4,631	19,701	18,584	15,773	22,573	85	121	2,872	15	401

Note: All available data are entered in the table and all appropriate calculations are included. Blank spaces indicate that either the data were not available or the calculations were not appropriate.
State totals represent reported data only, which may or may not include all of the actual caseload information.

-- = Not applicable.

¹Data are not complete.

Delaware--Miscellaneous cases filed for the New Castle County include petitions for name change from January 1 through June 30, 1978 only. All other data are complete.

Michigan--Disposed data were unavailable for the following counties: Clinton, Hillsdale, Livingston, Oakland, Osceola, and Wayne. There were no data available for Jackson County.

Ohio--Court of Common Pleas--Pending data were not reported for all case categories.

Texas--District Court--The data were compiled from 2,988 out of a possible 3,048 monthly county reports from the courts. No reports were received from Culberson, Freestone, Kendall, Robertson, or Upton during the 1978 court year.

County Court at Law, Constitutional County Court, and Probate Court--On a statewide basis, 2,943 monthly county reports were received out of a possible 3,048. No data were received from Fayette, Foard, Jasper, Lamar, Palo Pinto, Roberts, and Upton counties.

²Explanation of data included in the category:

Missouri--Data may include some appeals cases.

^PData were not available for all courts in the state.

¹A civil case is counted with the filing of a petition or complaint.

²A civil case is counted when it is placed on the calendar (has reached issue).

TABLE 22: Contract caseload for trial courts, 1978.
 State population. Courts reporting contract caseload. Disposed and end pending as a percent of filed.
 Number and percent change in pending. Filed per 100,000 population

State and court title	State population In thousands	Beginning pending	Filed	Disposed	End pending	As percent of filed		Change in pending		Filed (dis- posed) per 100,000 population
						Disposed	End pending	Number	Percent	
Alaska--STATE TOTAL.....	401		4,251							1,060
Superior Court ¹	--		1,415							353
District Court ¹	--		2,836							707
Florida--Circuit Court ¹	9,132		27,005	23,040		85		(3,965)		296
Hawaii--STATE TOTAL.....	929	5,999	9,175	8,689	6,485	95	71	486	8	988
Circuit Court ¹	--	1,879	1,434	1,399	1,914	98	133	35	2	154
District Court ¹	--	4,120	7,741	7,290	4,571	94	59	451	11	833
Kansas--District Court ¹	2,333		6,546							281
Maine--Superior Court ¹	1,115		1,318	1,061		81		(257)		118
Maryland--Circuit Court ¹	4,212		5,179	4,137		80		(1,042)		123
New Jersey--County District Court ¹	7,356	32,749	161,927	160,022	34,654	99	21	1,905	6	2,201
New York--Civil Court of the City of New York ¹	17,720		19,938							113
North Dakota--District Court ¹	651		3,095	2,914		94		(181)		475
Ohio--STATE TOTAL.....	10,795	51,167	174,814	167,269	58,648	96	34	7,481	15	1,619
County Court ¹	--	1,146	3,648	3,691	1,065	101	29	-81	-7	34
Municipal Court ¹	--	50,021	171,166	163,578	57,583	96	34	7,562	15	1,586
Oklahoma--District Court ¹	2,913	24,673	21,924	26,190	20,407	119	93	-4,266	-17	753
Puerto Rico--Superior Court ¹	3,115	490	445	486	449	109	101	-41	-8	14
Tennessee--STATE TOTAL.....	4,462		7,327							164
Circuit Court ¹	--		2,614							59
Law and Equity Court ¹	--		265							6
Chancery Court ¹	--		4,448							100
Texas--County Court at Law, Constitutional County Court, and Probate Court ^{1, P}	13,498	39,349 ¹	29,242 ¹	23,385 ¹	45,206 ¹	80 ¹	155 ¹	5,857 ¹	15 ¹	217 ¹
Washington--Superior Court ¹	3,886		21,679							558

Note: All available data are entered in the table and all appropriate calculations are included. Blank spaces indicate that either the data were not available or the calculations were not appropriate.

State totals represent reported data only, which may or may not include all of the actual caseload information.

-- = Not applicable.

¹Data are not complete:

Texas--Data contained in this table are based on less than the total possible number of monthly reports received for these courts. The reporting rate was ninety-seven percent.

^PData were not available for all courts in the state.

¹A civil case is counted with the filing of a petition or complaint.

TABLE 23: Small claims caseload for trial courts, 1978.
State population. Courts reporting small claims caseload. Disposed and end pending as a percent of filed. Number and percent change in pending. Filed per 100,000 population

State and court title	State population in thousands	Beginning pending	Filed	Disposed	End pending	As percent of filed		Change in pending		Filed per 100,000 population
						Disposed	End pending	Number	Percent	
Alabama--District Court ⁶	3,834	27,391	95,928	75,746	27,576	79	29	185	1	2,502
Alaska--District Court ¹	401	5,050	7,948	6,261	6,737	79	85	1,687	33	1,982
California--STATE TOTAL.....	22,839		453,662	346,214		76		(107,448)		1,986
Justice Court ¹	--		32,128	28,201		88		(3,927)		141
Municipal Court ¹	--		421,534	318,013		75		(103,521)		1,846
Colorado--County Court ¹	2,767	1,510	10,294	9,189	2,615	89	25	1,105	73	372
Connecticut--Court of Common Pleas ¹	3,095		84,968							2,745
Delaware--Alderman's Court ¹	598			446 ¹						(75 ¹)
District of Columbia--Superior Court ²	670	1,912	32,797	32,756	1,953	100	6	41	2	4,895
Guam--Superior Court ¹	102	2,958	2,326	3,925	1,359	169	58	-1,599	-54	2,280
Hawaii--District Court ¹	929	492	1,313	1,325	480	101	37	-12	-2	141
Idaho--STATE TOTAL.....	911	2,450	13,504	12,614	3,340	93	25	890	36	1,482
District Court ¹	--	1	0	1	0					
Magistrates Division ¹	--	2,449	13,504	12,613	3,340	93	25	891	36	1,482
Illinois--Circuit Court ¹	11,434	39,276	175,454	171,120	48,236	98	27	8,960	23	1,534
Indiana--STATE TOTAL.....	5,446	26,483	95,693	87,810	34,366	92	36	7,883	30	1,757
Superior Court and Circuit Court ¹	--	8,754	29,682	25,716	12,720	87	43	3,966	45	545
County Court ¹	--	17,729	66,011	62,094	21,646	94	33	3,917	22	1,212
Iowa--District Court ¹	2,919	12,570 ^J	72,054 ^J	69,978 ^J	14,646 ^J	97 ^J	20 ^J	2,076 ^J	17 ^J	2,468 ^J
Kansas--District Court ¹	2,333		10,670							457
Kentucky--District Court ^{8,1}	3,611	15	27,585	19,022	8,578	69	31			764
Maine--District Court ¹	1,115		14,350	6,693 ¹		47		(7,657 ¹)		1,287 ¹
Massachusetts--STATE TOTAL.....	5,743		108,705	69,600 ^P						1,893
District Court ¹	--		104,483	69,600		67		(34,883)		1,819
Housing Court ¹	--		4,222							74
Michigan--STATE TOTAL.....	9,202	4,759 ¹	95,147 ¹	92,296 ¹	7,610 ¹	97 ¹	8 ¹	2,851 ¹	60 ¹	1,034 ¹
Common Pleas Court of Detroit ^{1,1}	--	229	37,759	36,131	1,857	96	5	1,628	711	410
District Court ¹	--	4,521 ¹	57,146 ¹	55,976 ¹	5,691 ¹	98 ¹	10 ¹	1,170 ¹	26 ¹	621 ¹
Municipal Court ¹	--	9	242	189	62	78	26	53	589	3
Minnesota--STATE TOTAL.....	4,005	6,762 ^P	36,047 ^P	36,889 ^P	13,763					
Conciliation Court ³	--				6,455					
County Court ³	--	6,762	36,047	36,889	7,308	102	20	546	8	900
Missouri--Magistrate Court.....	4,871		11,745	9,728		83		(2,017)		241
Nebraska--STATE TOTAL.....	1,561	1,867 ^P	28,300	9,961 ^P	1,939 ^P					1,813
County Court ¹	--	1,867	10,033	9,961	1,939	99	19	72	4	643
Municipal Court ¹	--		18,267							1,170
New Hampshire--STATE TOTAL.....	894			22,816						(2,552)
District Court ⁵	--			22,114						(2,474)
Municipal Court ⁵	--			702						(79)
New Jersey--County District Court ¹	7,356	6,118	41,166	40,535	6,749	98	16	631	10	560
New York--District Court and City Court ¹	17,720		44,176	115,778		262				2,990
North Carolina--District Court ¹	5,739	18,161	171,612	169,275	20,498	99	12	2,337	13	2,990
North Dakota--STATE TOTAL.....	651		5,396 ¹	5,291 ¹		98 ¹		(105 ¹)		829 ¹
County Court with Increased Jurisdiction ¹	--		4,305	4,265		99		(40)		661
County Justice Court ¹	--		1,091 ¹	1,026 ¹		94 ¹		(65 ¹)		168 ¹
Ohio--STATE TOTAL.....	10,795	12,962	90,615	88,166	15,259	97	17	2,297	18	839
County Court ¹	--	1,810	12,944	13,262	1,439	102	11	-371	-20	120
Municipal Court ¹	--	11,152	77,671	74,904	13,820	96	18	2,668	24	720
Oklahoma--District Court ¹	2,913	72,288	77,798	95,425	54,661	123	70	-17,627	-24	2,671
Oregon--STATE TOTAL.....	2,510	9,431 ¹	45,990 ¹	43,142 ¹	12,279 ¹	94 ¹	27 ¹	2,848 ¹	30 ¹	1,832 ¹
District Court ¹	--	8,217	43,422	40,648	10,991	94	25	2,774	34	1,730
Justice Court ^{1,1}	--	1,214 ¹	2,568 ¹	2,494 ¹	1,288 ¹	97 ¹	50 ¹	74 ¹	6 ¹	102 ¹
Pennsylvania--Philadelphia Municipal Court ¹	11,865	5,620	26,043	27,904	3,799	106	15	-1,821	-32	219
Rhode Island--District Court ¹	957		6,802	5,382 ^J		79 ^J				711
South Dakota--Circuit Court ^{1,1}	689			9,623 ¹						(1,397 ¹)
Utah--STATE TOTAL.....	1,364		13,064 ¹							958 ¹
City Court ¹	--		9,758							715
Justice of the Peace Court ^{1,1}	--		3,306 ¹							242 ¹
Vermont--District Court ¹	498	2,012	6,252	6,416	1,848	103	30	-164	-8	1,255
Washington--District Court and Justices of the Peace ¹	3,886		21,456							552
Wisconsin--Circuit Court and County Court ¹	4,631	17,806	64,925	62,308	20,413	96	31	2,607	15	1,402

Note: All available data are entered in the table and all appropriate calculations are included. Blank spaces indicate that either the data are not available or the calculations were not appropriate.

State totals represent reported data only, which may or may not include all of the actual caseload information.

-- = Not applicable.

⁶Court Jurisdiction:

Alabama--The District Court was created at the beginning of the court year to take the place of many different limited jurisdiction courts.

Kentucky--The District Court became effective on January 2, 1978, replacing the former courts of limited jurisdiction.

North Dakota--County Justice Court--Data were unavailable from the court in Hettinger County.

Oregon--Justice Court--Only thirty of forty-four court locations reported data for 1978.

South Dakota--Data are not available for cases heard by the lawyer magistrates or lay magistrate/clerks who serve this court.

Utah--Justice of the Peace Court--Data reported were taken from the monthly statistical reports submitted by 161 of the 181 justices of the peace.

¹Data are not complete:

Delaware--This figure does not include data from July, 1977 through December, 1977 for the Harrington Alderman's Court or for disposi-

tions during August, 1977 for the Laurel Alderman's Court.

Maine--Disposition data were available for the second half of the reporting period only.

Michigan--District Court--No data were available for the courts in Ann Arbor, Birmingham, Lapeer County, Kalamazoo, Livonia, Muskegon County, St. Josephs County, South Haven, and Southfield.

^JExplanation of data included in the category:

Iowa--Data reported include cases handled by the clerk.

Rhode Island--The disposition figure equals the number of cases disposed by hearing, default, or settlement.

^PData were not available for all courts in the state.

^{1A}A civil case is counted with the filing of a petition or complaint.

^{2A}A civil case is counted when it is placed on the calendar (has reached issue).

^{3A}A civil case is counted at the note of issue.

^{5A}A civil case is not counted in the same way throughout the state.

TABLE 24: Real property rights caseload for trial courts, 1978.
State population. Courts reporting real property rights caseload. Disposed and end pending as a percent of filed. Number and percent change in pending. Filed per 100,000 population

State and court title	State population in thousands	Beginning pending	Filed	Disposed	End pending	As percent of filed		Change in pending		Filed (disposed) per 100,000 population
						Disposed	End pending	Number	Percent	
Alaska--Superior Court ¹	401		347							87
California--Superior Court ¹	22,839		2,725	2,047		75		(678)		12
Colorado--STATE TOTAL.....	2,767	3,090P	7,801	1,963P	3,995P			905P	29P	282
District Court and Denver Probate Court ¹	--		4,933							178
Water Court ¹	--	3,090	2,868J	1,963	3,995	68J	139J	905	29	104J
Delaware--Superior Court ¹	598	412	598	625	385	105	64	-27	-7	100
District of Columbia--Superior Court ²	670	4,883	107,701	107,481	5,103	100	5	220	5	16,075
Florida--Circuit Court ¹	9,132		18,297	16,977		93		(1,320)		200
Guam--Superior Court.....	102	132	27	142	17	526	63	-115	-87	26
Hawaii--STATE TOTAL.....	929	1,273	1,050	936	1,387	89	132	114	9	113
Circuit Court ¹	--	406	197	229	374	116	190	-32	-8	21
Land Court ¹	--	83	53	47	89	89	168	6	7	6
District Court ¹	--	784	800	660	924	82	116	140	18	86
Illinois--Circuit Court ¹	11,434	1,075	649	696	1,088	107	168	13	1	6
Kansas--District Court ¹	2,333		2,697							116
Maryland--STATE TOTAL.....	4,212		286,370	2,504P						6,799
Circuit Court ¹	--		3,359	2,504		75		(855)		80
District Court ¹	--		283,011							6,719
Massachusetts--STATE TOTAL.....	5,743	12,567P	20,744	7,747P	13,385P			818P	7P	361
Housing Court ¹	--		12,179							212
Land Court ¹	--	12,567	8,565	7,747	13,385	90	156	818	6	149
Michigan--STATE TOTAL.....	9,202	10,767 ¹	192,799 ¹	181,278 ¹	22,285 ¹	94 ¹	12 ¹	11,518 ¹	107 ¹	2,095 ¹
Common Pleas Court of Detroit ¹	--	7,145	128,840	118,208	17,777	92	14	10,632	149	1,400
District Court ¹	--	3,498 ¹	59,354 ¹	58,584 ¹	4,268 ¹	99 ¹	7 ¹	770 ¹	22 ¹	645 ¹
Municipal Court ¹	--	105	4,580	4,460	225	97	5	120	114	50
Probate Court ¹	--	19 ¹	25 ¹	26 ¹	15 ¹	104 ¹	60 ¹	-4 ¹	-21 ¹	<1 ¹
Minnesota--County Municipal Court ³	4,005				61					
Nebraska--County Court ¹	1,561	67	191	182	76	95	40	9	13	12
New Hampshire--STATE TOTAL.....	894			2,004						(224)
District Court ⁵	--			1,996						(223)
Municipal Court ⁵	--			8						(1)
New Jersey--County District Court ¹	7,356	3,681	97,490	97,020	4,151	99	4	470	13	1,325
New York--STATE TOTAL.....	17,720		71,076	72,977		103		(-1,901)		401
Supreme Court and County Court ¹	--		130	239		184		(-109)		1
Civil Court of the City of New York ¹	--		70,946	72,738		103		(-1,792)		400
North Dakota--District Court ¹	651		501	489		98		(12)		77
Ohio--STATE TOTAL.....	10,795	11,314	54,933	51,627	14,565	94	27	3,251	29	509
County Court ¹	--	824	2,079	2,532	337	122	16	-487	-59	19
Municipal Court ¹	--	10,490	52,854	49,095	14,228	93	27	3,738	36	490
Oklahoma--District Court ¹	2,913	4,855	8,163	7,894	5,121	97	63	266	5	280
Pennsylvania--Philadelphia Municipal Court ¹	11,865	1,165	18,073	18,458	780	102	4	-385	-33	152
Puerto Rico--STATE TOTAL.....	3,115	8,570	8,822	10,161	7,231	115	82	-1,339	-16	283
Superior Court ¹	--	8,020	8,093	9,281	6,832	115	84	-1,188	-15	260
District Court ¹	--	550	729	880	399	121	55	-151	-27	23
Tennessee--STATE TOTAL.....	4,462		2,777							62
Circuit Court ¹	--		920							21
Law and Equity Court ¹	--		111							2
Chancery Court ¹	--		1,746							39
Texas--County Court at Law ^{1,1}	13,498	1,720 ¹	370 ¹	441 ¹	1,649 ¹	119 ¹	446 ¹	-71 ¹	-4 ¹	3 ¹
Utah--District Court ¹	1,364		141							10
Virginia--Circuit Court.....	5,284		950	984		104		(-34)		18
Washington--Superior Court ¹	3,886		3,468							89
Wisconsin--Circuit Court and County Court ¹	4,631	1,923	2,593	1,910	2,639	74	102	716	37	56

Note: All available data are entered in the table and all appropriate calculations are included. Blank spaces indicate that either the data were not available or the calculations were not appropriate.

State totals represent reported data only, which may or may not include all of the actual caseload information.

-- = Not applicable.

¹Data are not complete:

Michigan--District Court--No data were available for the courts in Ann Arbor, Birmingham, Lapeer County, Kalamazoo, Livonia, Muskegon County, St. Joseph's County, South Haven, and Southfield. Probate Court--Incomplete data were reported by courts in six locations.

Texas--Figures reported on this table are based on an incomplete number of monthly reports received for this court. The reporting rate for this court was ninety-seven percent.

^JExplanation of data included in the category:

Colorado--Water Court--Filed includes original actions filed and postjudgment actions filed.

^PData were not available for all courts in the state.

¹A civil case is counted with the filing of a petition or complaint.

²A civil case is counted when it is placed on the calendar (has reached issue).

³A civil case is counted at the date of issue.

⁵A civil case is counted in the same way throughout the state.

TABLE 25: Domestic relations caseload for trial courts, 1978.
State population. Courts reporting domestic relations caseload. Disposed and end pending as a percent of filed. Number and percent change in pending. Filed per 100,000 population

State and court title	State population in thousands	Beginning pending	Filed	Disposed	End pending	As percent of filed		Change in pending		Filed (disposed) per 100,000 population
						Disposed	End pending	Number	Percent	
Alabama--Circuit Court ¹	3,834		45,548	47,013		103		(-1,465)		1,188
Alaska--Superior Court ¹	401		6,227							1,553
Arizona--Superior Court ¹	2,518	20,204 ^l	41,763 ^l	38,258 ^l	23,709 ^l	92 ^l	57 ^l	3,505 ^l	17 ^l	1,659 ^l
Arkansas--STATE TOTAL.....	2,241	15,933 ^{lp}	29,809	26,407 ^{lp}	15,817 ^{lp}			-116 ^{lp}	-1 ^{lp}	1,330
Chancery and Probate Court ¹	--	15,933 ^l	27,853	26,407 ^l	15,817 ^l		57 ^l	-116 ^l	-1 ^l	1,243
County Court ¹	--	--	1,956							87
California--Superior Court ¹	22,839		175,160 ^l	151,138 ^l		86		(24,022 ^l)		767
Colorado--District Court ¹	2,767		45,475							1,643
Connecticut--STATE TOTAL.....	3,095	12,669 ^p	19,701	15,231 ^p	14,191 ^p			1,522 ^p	12 ^p	637
Superior Court ¹	--	12,533	16,561	15,048	14,046	91	85	1,513	12	535
Court of Common Pleas ¹	--	92	19	19	92	100	484	0	0	1
Probate Court ¹	--	--	2,948							95
Juvenile Court ¹	--	44	173	164	53	95	31	9	20	6
Delaware--STATE TOTAL.....	598	153 ^p	10,218	292 ^p	185 ^p			32 ^p	21 ^p	1,709
Superior Court ¹	--	153	324	292	185	90	57	32	21	54
Family Court ¹	--	--	9,894							1,655
District of Columbia--Superior Court ²	670	7,854	7,281	6,830	8,305	94	114	451	6	1,087
Florida--Circuit Court ¹	9,132		81,985	77,331		94		(4,654)		898
Georgia--Superior Court ¹	5,286	43,258 ^l	57,573	56,947 ^l	43,947 ^l			689	2 ^l	1,089
Guam--Superior Court ¹	102	437	816	919	334	113	41	-103	-24	800
Hawaii--Circuit Court ¹	929	8,031	14,656	12,327	10,360	84	71	2,329	29	1,578
Idaho--STATE TOTAL.....	911	5,960	13,517	12,454	7,023	92	52	1,063	18	1,484
District Court ¹	--	1,882	2,802	2,849	1,835	102	65	-47	-2	308
Magistrates Division ¹	--	4,078	10,715	9,605	5,188	90	48	1,110	27	1,176
Illinois--Circuit Court ¹	11,434	58,704	93,965	83,532	70,875	89	75	12,171	21	822
Indiana--Superior Court and Circuit Court ¹	5,446	47,292	74,667	67,480	54,479	90	73	7,187	15	1,371
Iowa--District Court ¹	2,919		947	824 ^l		87		(123)		32
Kansas--District Court ¹	2,333	8,744 ^l	25,973	22,777 ^l	9,967 ^l			1,223 ^l	14 ^l	1,113
Kentucky--Circuit Court ¹	3,611		30,384	26,304		87		(4,080)		841
Maine--STATE TOTAL.....	1,115		9,537 ^l	4,984 ^l						855 ^l
Superior Court ¹	--		2,038	1,567		77		(471)		183
District Court ^{1,1}	--		7,499 ^l	3,417 ^l						673 ^l
Maryland--Circuit Court ¹	4,212		39,065	32,467		83		(6,598)		927
Massachusetts--Probate Court ¹	5,743		45,207							787
Michigan--STATE TOTAL.....	9,202	31,151 ^l	96,556 ^l	93,015 ^l	33,333 ^l			2,182 ^l	7 ^l	1,049 ^l
Circuit Court ¹	--	31,151 ^l	90,332 ^l	88,151 ^l	33,332 ^l			2,181 ^l	7 ^l	982 ^l
Probate Court ¹	--	0 ^l	6,224 ^l	4,864 ^l	1 ^l	78 ^l	<1 ^l	1 ^l		68 ^l
Minnesota--County Court ³	4,005			11,588						(289)
Missouri--Circuit Court and Court of Common Pleas ¹	4,871			37,404 ^l						(768 ^l)
Montana--District Court ¹	784		9,016 ^l	7,471 ^l		83 ^l		(1,545 ^l)		1,150
Nebraska--STATE TOTAL.....	1,561	4,410	15,504 ^l	15,789	4,062	102	26	-348	-8	993
District Court ¹	--	4,129	14,230 ^l	14,524	3,835	102	27	-294	-7	912
County Court ¹	--	281	1,274	1,265	227	99	18	-54	-19	82
Nevada--District Court ^{1,1}	719		4,792 ^l							
New Hampshire--STATE TOTAL.....	894	7,468 ^p	12,764 ^l	10,050 ^p	7,415 ^p					1,428
Superior Court ⁵	--	7,468	9,997	10,050	7,415	101	74	-53	-1	1,118
Probate Court ⁵	--	--	2,767 ^l							310
New Jersey--STATE TOTAL.....	7,356	13,139 ^l	102,563	100,582 ^l	15,090 ^l			1,951 ^l	15 ^l	1,394
Superior Court (Chancery Division) ²	--	6,961 ^l	29,103	28,185 ^l	7,849 ^l			888 ^l	13 ^l	396
Juvenile and Domestic Relations Court ¹ ..	--	6,178	73,460	72,397	7,241	99	10	1,063	17	999
New Mexico--District Court ¹	1,252	5,984	17,558	16,851	6,691	96	38	707	12	1,402
New York--STATE TOTAL.....	17,720	33,780 ^{lp}	282,444 ^{lp}	281,303 ^l	39,570 ^{lp}					1,594 ^{lp}
Supreme Court ¹	--	3,631	9,573	9,381	3,823	98	40	192	5	54
Family Court ^{1,1}	--	30,149 ^l	272,871 ^l	268,647 ^l	35,747 ^l	98 ^l	13 ^l	5,598 ^l	19 ^l	1,540
Surrogate's Court ¹	--	--		3,275						(18)
North Carolina--District Court ¹	5,739	20,646	49,311	45,913	24,044	93	49	3,398	16	859
North Dakota--District Court ¹	651		4,944	4,468 ^l		93 ^l				739
Ohio--Court of Common Pleas ¹	10,795	26,570 ^l	97,126	95,466	27,848 ^l			(1,660)		900
Oklahoma--District Court ¹	2,913	28,772	39,644	44,563	23,853	112	60	-4,919	-17	1,361
Oregon--STATE TOTAL.....	2,510	11,999 ^{lp}	29,357	26,227 ^{lp}	13,171 ^{lp}			(1,172 ^{lp})	10 ^{lp}	1,170
Circuit Court ¹	--	11,999 ^l	29,356	26,227 ^l	13,171 ^l			1,172 ^l	10 ^l	1,169
County Court ¹	--	--	21							1

State and court title	State population					As percent of filed		Change in pending		Filed (disposed) per 100,000 population
	In thousands	Beginning pending	Filed	Disposed	End pending	End		Number	Percent	
						Disposed	pending			
Pennsylvania--Court of Common Pleas ¹	11,865	25,268	110,870	107,126	29,010	97	26	3,742	15	934
Puerto Rico--STATE TOTAL.....	3,115	14,487	35,033	34,201	15,319	98	44	832	6	1,125
Superior Court ¹	--	14,120	32,101	31,205	15,016	97	47	896	6	1,031
District Court ¹	--	367	2,932	2,996	303	102	10	-64	-17	94
Rhode Island--Family Court ¹	957		5,134							536
South Carolina--Family Court ¹	3,041			42,869						(1,410)
South Dakota--Circuit Court ^{1,1}	689			3,135 ¹						(455 ¹)
Tennessee--STATE TOTAL.....	4,462		47,940 ¹							1,074 ¹
Circuit Court ¹	--		25,979							582
Law and Equity Court ¹	--		209							5
Chancery Court ¹	--		18,914							424
General Sessions Court ^{1,1}	--		2,838 ¹							64 ¹
Texas--District Court ^{1,1}	13,498	94,359 ¹	151,602 ¹	148,716 ¹	97,245 ¹	98 ¹	64 ¹	2,886 ¹	3 ¹	1,123 ¹
Utah--District Court ¹	1,364		10,371							760
Vermont--STATE TOTAL.....	498	4,314	5,109	6,425	2,998	126	59	-1,316	-31	1,026
Superior Court ¹	--	2,433	3,194	2,923	2,704	92	85	271	11	641
District Court ¹	--	1,767	708	2,308	167	326	24	-1,600	-91	142
Probate Court ¹	--	114	1,207	1,194	127	99	11	13	11	242
Virginia--STATE TOTAL.....	5,284		81,533	73,714		90		(7,819)		1,543
Circuit Court ¹	--		32,190	29,956		93		(2,234)		609
District Court ¹	--		49,343	43,758		89		(5,585)		934
Washington--Superior Court ¹	3,886		44,805							1,153
West Virginia--Circuit Court ¹	1,920	256	1,235	1,205	286	98	23	30	12	64
Wisconsin--Circuit Court and County Court ¹	4,631	34,794	40,946	32,775	42,963	80	105	8,169	24	884

Note: All available data are entered in the table and all appropriate calculations are included. Blank spaces indicate that either the data were not available or the calculations were not appropriate.

State totals represent reported data only, which may or may not include all of the actual caseload information.

-- = Not applicable.

¹Data are not complete:

- Arizona--Data do not include adoption cases from Maricopa County.
- Arkansas--Chancery and Probate Court--Pending and disposed data do not include adoption cases.
- Georgia--Pending and disposed data do not include cases filed before July 1, 1970.
- Kansas--District Court--Pending and disposed figures do not include adoption cases.
- Maine--District Court--Disposition data were available for the second half of the reporting period only. No disposition data were available for support/custody cases. Only Calais, Belfast, Lincoln, Rockland, and Wiscasset reported support/custody cases filed.
- Michigan--Circuit Court--Only disposed figures were available for the following counties: Clinton, Hillsdale, Livingston, Oakland, Osceola, and Wayne. There were no data available for Jackson County.
- Probate Court--Incomplete data were available from courts located in Charlevoix, Genesee, Luce, Marquette, Wayne, and Wexford.
- North Dakota--Data do not include cases involving termination of parental rights.
- Nevada--Data were available for only one court location--the Second District (Washoe County). Approximately twenty-five percent of the total state population lives in this county.
- New Jersey--Superior Court--Pending and disposed figures do not include data for contested adoption cases. Filings are complete.
- New York--Family Court--Incomplete data were reported from the court located in Kings County.
- North Dakota--Disposed data reported do not include termination of parental rights cases.
- Ohio--Pending data were not reported for all categories.
- Oregon--Circuit Court--Disposition and pending data do not include adoption cases.
- South Dakota--Data reported do not include any cases disposed by the lawyer magistrates or lay magistrate/clerks who serve the court.
- Tennessee--General Sessions Court--Data were reported for only 14 out of a possible 92 courts.
- Texas--Data reported here are based on a less than complete number of monthly statistical reports received. The reporting rate for this court was ninety-eight percent.

²Explanation of data included in the category:

- California--Data include annulment, divorce, and separate maintenance cases.
- Iowa--The disposed figure represents the number of cases closed by formal hearing.
- Missouri--Data may include some appeal cases.
- Montana--Cases include marriage dissolution, invalid marriage, legal separation, URESA (outgoing and incoming), and paternity.
- Nebraska--Filed figures include the number of reopened cases placed before the District Court.
- New Hampshire--Probate Court--Data include involuntary commitment (mental health) cases.

³Data were not available for all courts in the state.

¹A civil case is counted with the filing of a petition or complaint.

²A civil case is counted when it is placed on the calendar (has reached issue).

³A civil case is counted at the note of issue.

⁵A civil case is not counted in the same way throughout the state.

TABLE 26: Estate caseload for trial courts, 1978.
 State population. Courts reporting estate caseload. Disposed and end pending as a percent of filed.
 Number and percent change in pending. Filed per 100,000 population

State and court title	State population In thousands	Beginning pending	Filed	Disposed	End pending	As percent of filed		Change in pending		Filed (dis- posed) per 100,000 population
						Disposed	End pending	Number	Percent	
Alaska--Superior Court ¹	401		851							212
Arizona--Superior Court ¹	2,518	28,758	7,907	8,007	28,658	101	362	-100	<-1	314
Arkansas--Chancery and Probate Court ¹	2,241	14,431 ¹	7,270	3,743 ¹	14,797 ¹			366 ¹	3 ¹	325
California--Superior Court ¹	22,839		63,774	59,780		94		(3,994)		279
Colorado--District Court and Denver Probate Court ¹	2,767		7,267							263
Connecticut--Probate Court ¹	3,095		42,736							1,381
Delaware--Court of Chancery ¹	598	6,820	2,357	2,014	7,163	85	304	343	5	394
District of Columbia--Superior Court ²	670		2,440	2,453		101		(-13)		364
Florida--Circuit Court ¹	9,132		42,941	39,915		93		(3,026)		470
Guam--Superior Court.....	102	827	155	941	41	607	26	-786	-95	152
Hawaii--Circuit Court ¹	929	7,182	1,912	1,644	7,450	86	390	268	4	206
Idaho--STATE TOTAL.....	911	3,873	3,891	3,165	4,599	81	118	726	19	427
District Court ¹	--	15	9	9	15	100	167	0	0	1
Magistrates Division ¹	--	3,858	3,882	3,156	4,584	81	118	726	19	426
Illinois--Circuit Court ¹	11,434		34,154	28,353		83		(5,801)		299
Indiana--STATE TOTAL.....	5,446	73,227	28,730	25,767	76,190	90	265	2,963	4	528
Superior Court and Circuit Court ¹	--	63,825	24,196	20,993	67,028	87	277	3,203	5	444
Probate Court ¹	--	9,402	4,534	4,774	9,162	105	202	-240	-3	83
Iowa--District Court ¹	2,919		24,218	17,136 ¹						830
Kansas--District Court ¹	2,333		8,567 ¹	9,420						(404)
Kentucky--District Court ¹	3,611	8,104 ¹	34,756	15,909	26,951	46	78	18,847 ¹	233 ¹	963
Maryland--Circuit Court ¹	4,212		632	471		75		(161)		15
Massachusetts--Probate Court ¹	5,743		54,890							956
Minnesota--County Court ¹	4,005	17,401 ¹	5,581 ¹	6,978	17,562 ¹		315 ¹	161 ¹	<1 ¹	(174)
Missouri--Probate Court ¹	4,871		11,102	9,625		87		(1,477)		228
Montana--District Court ¹	784		3,704	2,497		67		(1,207)		472
Nebraska--County Court ¹	1,561	21,966	10,865	10,190	22,641	94	208	675	3	696
Nevada--District Court.....	719		481 ¹							
New Hampshire--Probate Court ²	894		13,019							1,456
New Jersey--Superior Court and County Court ²	7,356		978							13
New York--STATE TOTAL.....	17,720	459 ^{1P}	53,300 ¹	82,046 ¹	325 ^{1P}			-134 ^{1P}	-29 ^{1P}	(463 ¹)
Family Court ¹	--	459 ¹	786 ¹	920 ¹	325 ¹	117 ¹	41 ¹	-134 ¹	-29 ¹	(5 ¹)
Surrogates' Court ¹	--		52,514 ¹	81,126						(458)
North Carolina--Superior Court ¹	5,739	45,706	32,602	30,841	47,467	95	146	1,761	4	568
North Dakota--STATE TOTAL.....	651		3,761	2,611		69		(1,150)		578
District Court ¹	--		35	15		43		(20)		5
County Court with Increased jurisdiction ¹	--		1,939	1,124		58		(815)		298
County Probate Court ¹	--		1,787	1,472		82		(315)		275
Ohio--Court of Common Pleas ¹	10,795	68,768 ¹	77,480	73,430	70,629 ¹	95		(4,050)		718
Oklahoma--District Court ¹	2,913	18,260	13,904	16,295	15,867	117	114	-2,393	-13	477
Oregon--STATE TOTAL.....	2,510	15,223	6,722	6,365	15,580	95	232	357	2	268
Circuit Court ¹	--	14,685	6,527	6,085	15,127	93	232	442	3	260
District Court ¹	--	143	67	133	77	199	115	-66	-46	3
County Court ¹	--	395	128	147	376	115	294	-19	-5	5
Pennsylvania--Court of Common Pleas ¹	11,865	1,401	19,616	19,551	1,466	99	7	65	5	165
South Dakota--Circuit Court ¹	689		4,486 ¹	3,499 ¹		78 ¹		(987 ¹)		651 ¹
Tennessee--STATE TOTAL.....	4,462		1,639							37
Law and Equity Court ¹	--		209							5
Chancery Court ¹	--		1,347							30
Circuit Court ¹	--		83							2
Texas--County Court of Law, Constitutional County Court, and Probate Court ^{1,1}	13,498		57,574 ¹							427 ¹
Utah--District Court ¹	1,364	2,844	3,426	2,774	3,496	81	102	652	23	251
Vermont--Probate Court ¹	498	9,786 ¹	3,131	2,417	10,500 ¹	77		(714)		629
Washington--Superior Court ¹	3,886		13,539							348
Wisconsin--County Court ¹	4,631	41,929	27,551	23,938	45,697	87	166	3,768	9	595
Wyoming--District Court ¹	431		2,190							508

Note: All available data are entered in the table and all appropriate calculations are included. Blank spaces indicate that either the data were not available or the calculations were not appropriate.
 State totals represent reported data only, which may or may not include all of the actual caseload information.

-- = Not applicable.

¹Data are not complete:

Arkansas--Disposition and pending data do not include guardianship/conservatorship/trusteeship or other estate cases.

Iowa--Disposed data do not include guardianship/conservatorship/trusteeship cases. Filings are complete.

Kansas--Determination of descent and miscellaneous probate actions are not included in the filed data.

Minnesota--Pending and filed figures include probate/wills/intestate data only. Disposition data are complete.

New York--Family Court--Incomplete data were reported from Kings County.

Surrogates' Court--Filing figure does not include administration proceedings, guardianship/conservatorship/trusteeship, or other estate.

Nevada--Data were available for only one court location--the Second District (Washoe County). Approximately twenty-five percent of the total state population lives in the county.

Ohio--Pending data do not include minor's settlement cases.

South Dakota--Figures do not include data for cases handled by the lay or lawyer magistrates of the Circuit Court.

Texas--Data contained in this table are based on less than the total possible number of monthly reports received for these courts. The reporting rate was ninety-seven percent.

Vermont--Pending data do not include cases filed before January 1, 1970.

^JExplanation of data included in the category:

Kentucky--Beginning pending cases were transferred to the District Court upon its inception.

^PData were not available for all courts in the state.

¹A civil case is counted with the filing of a petition or complaint.

²A civil case is counted when it is placed on the calendar (has reached issue).

⁵A civil case is not counted in the same way throughout the state.

TABLE 27: Mental health caseload for trial courts, 1978.
State population. Courts reporting mental health caseload. Disposed and end pending as a percent of filed. Number and percent change in pending. Filed per 100,000 population

State and court title	State population In thousands	Beginning pending	Filed	Disposed	End pending	As percent of filed		Change in pending		Filed (dis- posed) per 100,000 population
						Disposed	End pending	Number	Percent	
Alaska--Superior Court ¹	401		359							90
Arizona--Superior Court ¹	2,518			698 ^j						(28 ^j)
Arkansas--Chancery and Probate Court ¹	2,241		1,102							49
California--Superior Court ¹	22,839		4,055	4,081		101		(-26)		18
Colorado--District Court, Denver Probate Court, and Denver Juvenile Court ¹	2,767	1,169	2,933	2,834	1,268	97	43	99	8	106
Connecticut--Probate Court ¹	3,095		1,969							64
Delaware--Superior Court ¹	598	92	583	571	104	98	18	12	13	97
District of Columbia--Superior Court ²	670	64	680	682	62	100	9	-2	-3	101
Florida--Circuit Court ¹	9,132		13,156	12,749		97		(407)		144
Illinois--Circuit Court ¹	11,434	1,302	8,693	8,486	1,525	98	18	223	17	76
Kansas--District Court ¹	2,333		1,929							83
Maine--District Court ¹	1,115		646 ^l	375 ^l						58 ^l
Michigan--Probate Court ¹	9,202	1,482 ^l	4,857 ^l	4,964 ^l	1,375 ^l	102 ^l	28 ^l	-107 ^l	-7 ^l	53 ^l
Minnesota--County Court ³	4,005			1,536						(38)
Montana--District Court ¹	784		377 ^j	291 ^j		77 ^j		(86 ^j)		48 ^j
Nevada--District Court ^{1, l}	719		115 ^l							
New York--Family Court ^{1, l}	17,720	3 ^l	6 ^l	9 ^l	0 ^l	150 ^l	0 ^l	-3 ^l	-100 ^l	<1 ^l
North Dakota--STATE TOTAL.....	651			1,004						(154)
County Court with Increased Jurisdiction ¹	--			957						(147)
County Probate Court ¹	--			47						(7)
Ohio--Court of Common Pleas ¹	10,795		7,586	7,589		100		-3		70
Oklahoma--District Court ¹	2,913	1,103	2,620	2,894	829	110	32	-274	-25	90
Oregon--STATE TOTAL.....	2,510		3,773							150
Circuit Court ¹	--		3,773							150
County Court ¹	--		0							0
Pennsylvania--Court of Common Pleas ¹	11,865	330	9,025	8,792	597	97	7	267	81	76
South Dakota--Circuit Court ¹	689			496 ^l						(72 ^l)
Tennessee--STATE TOTAL.....	4,462		939							21
Circuit Court ²	--		301							7
Chancery Court ¹	--		575							13
Law and Equity Court ¹	--		63							1
Utah--District Court ¹	1,364		870							64
Vermont--STATE TOTAL.....	498	72	430	450	52	105	12	-20	-28	86
District Court ¹	--	71	428	448	51	105	12	-20	-28	86
Probate Court ¹	--	1	2	2	1	100	50	0		<1
Washington--Superior Court ¹	3,886		3,334							86
West Virginia--Circuit Court ¹	1,920	521	905	1,062	364	117	40	-157	-30	47
Wisconsin--Circuit Court and County Court ¹	4,631	730	2,997	2,080	1,648	69	55	918	126	65

Note: All available data are entered in the table and all appropriate calculations are included. Blank spaces indicate that either the data were not available or the calculations were not appropriate.

State totals represent reported data only, which may or may not include all of the actual caseload information.

-- = Not applicable.

^lData are not complete:

Maine--Disposition data were available for the second half of the reporting period only. Only Augusta, Bangor, and Portland reported cases filed.

Michigan--Incomplete data were reported by the courts located in Charlevoix, Genesee, Luce, Marquette, Wayne and Wexford.

Nevada--Data were available for one court location only--the Second District (Washoe County). Approximately

twenty-five percent of the total state population lives there.

New York--Incomplete data were reported for the court located in Kings County.

South Dakota--Figures reported do not include cases disposed by the lay magistrates or lawyer magistrates of the Circuit Court.

^jExplanation of data included in the category:

Arizona--Data reported represent the number of civil (395) and criminal (303) mental health hearings held.

Montana--Cases reported include mentally ill and inebriation (commitment cases.)

¹A civil case is counted with the filing of a petition or complaint.

²A civil case is counted when it is placed on the calendar (has reached issue).

³A civil case is counted at the note of issue.

TABLE 28: Civil appeals caseload for trial courts, 1978.
State population. Courts reporting civil appeals caseload. Disposed and end pending as a percent of filed. Number and percent change in pending. Filed per 100,000 population

State and court title	State population in thousands	Beginning pending	Filed	Disposed	End pending	As percent of filed		Change in pending		Filed per 100,000 population
						Disposed	End pending	Number	Percent	
Alaska--Superior Court ¹	401		206							51
California--Superior Court ¹	22,839		11,893	11,014		93		(879)		52
Colorado--District Court and Denver Superior Court ¹	2,767		800							29
Connecticut--Superior Court ¹	3,095	113	163	124	152	76	93	39	35	5
Delaware--Superior Court ¹	598	293	253	152	394	60	156	101	34	42
District of Columbia--Superior Court ²	670	444	525	329	640	63	122	196	44	78
Florida--Circuit Court ¹	9,132		905	596		66		(309)		10
Hawaii--STATE TOTAL.....	929	277	109	79	307	72	282	30	11	12
District Court ¹	--	252	62	54	260	87	419	8	3	7
Tax Appeal Court ¹	--	25	47	25	47	53	100	22	88	5
Idaho--District Court ^{1, J}	911	206 ^J	271 ^J	240 ^J	237 ^J	89 ^J	87 ^J	31 ^J	15 ^J	30 ^J
Illinois--Circuit Court ¹	11,434	135,871	117,538	116,420	136,074	99	116	203	<1	1,028
Kentucky--Circuit Court ¹	3,611		1,089	1,073		99		(16)		30
Maine--Superior Court ¹	1,115		212	260		123		(-48)		19
Maryland--Circuit Court ¹	4,212		2,864	2,015		70		(849)		68
Michigan--STATE TOTAL.....	9,202	1,346 ^I	1,161 ^I	1,112 ^I	1,395 ^I		120 ^I	49 ^I	4 ^I	13 ^I
Circuit Court ¹	--	509 ^I	666 ^I	520 ^I	655 ^I		98 ^I	146 ^I	29 ^I	7 ^I
Court of Claims ¹	--	837	495	592	740	120	149	-97	-12	5
Nebraska--Workmen's Compensation Court ¹	1,561		796							51
New Hampshire--Superior Court ⁵	894	32	3	8	27	267	900	-5	-16	<1
New York--STATE TOTAL.....	17,720		6,425 ^P	5,230 ^P		81 ^P		(1,195 ^P)		36 ^P
Supreme Court and County Court ¹	--		6,425	5,230		81		(1,195)		36
Court of Claims ¹	--									
North Dakota--District Court ¹	651		131	115		88		(16)		20
Ohio--STATE TOTAL.....	10,795	3,478	4,467	4,209	3,838	94	86	360	10	41
Court of Common Pleas ¹	--	2,279	2,478	2,220	2,537	90	102	258	11	23
Court of Claims ¹	--	1,199	1,989	1,989	1,301	100	65	102	9	18
Oklahoma--STATE TOTAL.....	2,913	662 ^P	1,057 ^P	12,048	521 ^P		49 ^P	-141 ^P	-21 ^P	(414)
District Court ¹	--	651	1,051	1,192	510	113	49	-141	-22	36
Court of Bank Review ¹	--	11	6	5	11	83	183	0		<1
Court of Tax Review ¹	--	0	0	0	0	0	0	0		0
Workers' Compensation Court ⁴	--			10,851						(373)
Oregon--Tax Court ¹	2,510	124	138	138	124	100	90	0		6
Puerto Rico--STATE TOTAL.....	3,115	214 ^I	269 ^I	308 ^I	175 ^I	114 ^I	65 ^I	-39 ^I	-18 ^I	9 ^I
Superior Court ¹	--	211 ^I	265 ^I	304 ^I	172 ^I	115 ^I	65 ^I	-39 ^I	-18 ^I	9 ^I
District Court ¹	--	3	4	4	3	100	75	0		<1
Rhode Island--Superior Court ¹	957		505							53
Tennessee--STATE TOTAL.....	4,462		11,264							252
Circuit Court ¹	--		8,217							184
Law and Equity Court ¹	--		334							8
Chancery Court ¹	--		2,713							61
Texas--District Court ^{1, 1}	13,498	67,787 ^I	28,167 ^I	25,588 ^I	70,366 ^I	91 ^I	250 ^I	2,579 ^I	4 ^I	209 ^I
Utah--District Court ¹	1,364		217							16
Vermont--Superior Court ^{1, 1}	498	402 ^J	332 ^J	366 ^J	368 ^J	110 ^J	111 ^J	-34 ^J	-8 ^J	67 ^J
Virginia--Circuit Court ¹	5,284		2,617	1,738		66		(879)		50
Washington--Superior Court ¹	3,886		549							14
West Virginia--Circuit Court ¹	1,920	453	495	903	45	182	9	-408	-90	26
Wisconsin--Circuit Court and County Court ¹	4,631	1,097	942	841	1,227	89	130	130	12	20

Note: All available data are entered in the table and all appropriate calculations are included. Blank spaces indicate that either the data were not available or the calculations were not appropriate.

State totals represent reported data only, which may or may not include all of the actual caseload information.

-- = Not applicable.

^IData are not complete:

Michigan--Circuit Court--Only disposed figures were available for the following counties: Clinton, Hillsdale, Livingston, Oakland, Osceola and Wayne. There were no data available for Jackson County.

Puerto Rico--Superior Court--Data given do not include appeals of trial court cases. These cases are included by casetype in the data on the court statistical profile in Part II of this report.

Texas--Data reported are based on a less than complete number of monthly statistical reports received. The reporting rate for these courts was ninety-eight percent.

^JExplanation of data included in the category:

Idaho--Data may include some juvenile appeals in addition to the civil appeals.

Vermont--Data also include criminal appeals, habeas corpus, and postconviction remedy cases.

^PData were not available for all courts in the state.

¹A civil case is counted with the filing of a petition or complaint.

²A civil case is counted when it is placed on the calendar (has reached issue).

⁴A civil case is a new claim or an ancillary proceeding to an existing claim.

⁵A civil case is not counted in the same way throughout the state.

TABLE 29: Civil jury and non-jury trial dispositions, by case type, 1978.
 State and court. Civil case types. Jury trial definition. Dispositions per case type, number of jury trials, jury trials as a percent of dispositions and of trials

State and court title	Case type											Jury/ trial defini- tion	Number of disposi- tions per case type	Number of trials	Trials as a percent of dispo- sitions	Number of jury trials	Jury trials as a percent of dispo- sitions	Jury trials as a percent of trials	
	Law	Tort	Contract	Small claims	Real property	Rights	Equity	Domestic relations	Estate	Mental health	Appeal								Other civil
Alaska:																			
Superior Court ¹	-	+	+	-	+	-	-	-	-	-	+	+	A	3,007	344	11	36	1	10
District Court ¹	-	+	+	-	-	-	-	-	-	-	-	+	A	3,308	209	6	14	<1	7
	-	-	-	+	-	-	-	-	-	-	-	-	A	6,261	658	11	--	--	--
California:																			
Superior Court ¹	-	+	-	-	-	-	-	-	-	-	-	-	C	64,426	4,228	7	2,042	3	48
	-	-	-	-	+	-	-	-	-	-	-	-	C	2,047	514	25	55	3	11
	-	-	-	-	-	-	+	-	-	-	-	-	C	151,138	142,189	94	13	<1	<1
	-	-	-	-	-	-	-	+	+	+	+	+	C	219,414	112,953	51	944	<1	<1
Justice Court ¹	-	-	-	+	-	-	-	-	-	-	-	-	B	24,201	17,209	71	--	--	--
	-	-	-	-	-	-	-	-	-	-	-	+	B	9,189	1,709	19	17	<1	1
Municipal Court ¹	-	-	-	+	-	-	-	-	-	-	-	-	F	318,013	244,838	77	--	--	--
	-	-	-	-	-	-	-	-	-	-	-	+	F	271,604	77,757	29	621	<1	<1
Colorado:																			
County Court ¹	-	-	-	+	-	-	-	-	-	-	-	-	C	9,189	3,451	38	--	--	--
	-	-	-	-	-	-	-	-	-	-	-	+	C	51,926	4,238	8	47	<1	1
Connecticut:																			
Superior Court ¹	-	-	-	-	-	-	+	-	-	+	+	C	24,487	437	2	186	<1	43	
Court of Common Pleas ¹	-	-	-	-	-	-	+	-	-	+	C	28,895 ¹	1,944 ¹	7 ¹	173 ¹	<1 ¹	9 ¹		
Delaware:																			
Superior Court ¹	+	-	-	-	+	-	-	-	-	-	-	-	C	2,352	120	5			
District of Columbia:																			
Superior Court ²	+	-	-	-	-	-	-	-	-	-	-	-	A	5,012	412	8	188	4	46
	-	-	-	+	-	-	-	-	-	-	-	-	A	32,756	733	2	0	0	0
Florida:																			
Circuit Court ¹	-	+	+	-	+	-	+	-	+	-	+	C	202,810	142,574	70	3,045	2	2	
County Court ¹	+	-	-	-	-	-	-	-	-	-	-	C	201,511	137,930	68	100	<1	<1	
Georgia:																			
Superior Court ¹	-	-	-	-	-	-	+	-	-	-	-	A	56,541	29,607	52	309	<1	1	
	-	-	-	-	-	-	-	-	-	-	+	A	46,031	12,728	28	1,752	4	14	
State Court and County Courts ¹	-	-	-	-	-	-	-	-	-	-	+	A	128,369	5,899	5	945	<1	16	
Hawaii:																			
Circuit Court ¹	-	+	-	-	-	-	-	-	-	-	-	C	1,213	59	5	37	3	63	
	-	-	+	-	-	-	-	-	-	-	-	C	1,399	76	5	13	1	17	
	-	-	-	+	-	-	-	-	-	-	-	C	229	6	3	1	<1	17	
	-	-	-	-	-	-	+	-	+	-	-	C	12,327	67	<1	20	<1	30	
	-	-	-	-	-	-	-	-	-	-	+	C	2,903	299	10	90	3	30	
District Court ¹	-	+	-	-	-	-	-	-	-	-	-	G	726	59	8	--	--	--	
	-	-	+	-	-	-	-	-	-	-	-	G	7,290	141	2	--	--	--	
	-	-	-	+	-	-	-	-	-	-	-	G	1,325	506	38	--	--	--	
	-	-	-	-	+	-	-	-	-	-	-	G	660	55	8	--	--	--	
	-	-	-	-	-	-	-	-	-	-	+	G	145	22	15	--	--	--	
Idaho:																			
District Court ¹	-	+	-	-	-	-	-	-	-	-	-	C	929	250	27				
	-	-	-	-	-	-	+	-	-	-	-	C	2,849	1,561	55				
	-	-	-	+	-	-	-	+	-	-	-	C	10	6	60				
	-	-	-	-	-	-	-	-	-	+	-	C	240	123	51				
	-	-	-	-	-	-	-	-	-	-	+	C	3,878 ^J	1,381 ^J	36 ^J				
Magistrate's Division ¹	+	-	-	-	-	-	-	-	-	-	-	C	621	82	13				
	-	-	-	+	-	-	-	-	-	-	-	C	12,613	7,524	60	--	--	--	
	-	-	-	-	-	-	+	-	-	-	-	C	9,605	7,125	74				
	-	-	-	-	-	-	-	+	-	-	-	C	3,156	1,992	63				
	-	-	-	-	-	-	-	-	-	-	+	C	9,777 ^J	1,859 ^J	19 ^J				
Illinois:																			
Circuit Court ¹	+	-	-	-	-	-	-	-	-	-	-	A	196,572			1,737	1		

(continued on next page)

TABLE 29: Civil jury and non-jury trial dispositions, by case type, 1978. (continued)

State and court title	Case type											Jury/ trial defini- tion	Number of disposi- tions per case type	Number of trials	Trials as a percent of dispo- sitions	Number of jury trials	Jury trials as a percent of dispo- sitions	Jury trials as a percent of trials	
	Law	Tort	Contract	Small claims	Real property rights	Equity	Domestic relations	Estate	Mental health	Appeal	Other civil								
Indiana:																			
Superior Court and Circuit Court ¹	-	-	-	+	-	-	-	-	-	-	-	-	A	25,716	5,930	23	--	--	--
County Court ¹	-	-	-	+	-	-	-	-	-	-	-	-	A	62,094	12,917	21	--	--	--
Probate Court ¹	+	-	-	-	-	-	-	+	-	-	+	A	2,896	598	21	17	<1	3	
Municipal Court of Marion County ¹	+	-	-	-	-	-	-	-	-	-	-	A	6,338 ^j	5,109 ^j	81 ^j	3 ^j	<1 ^j	<1 ^j	
Iowa:																			
District Court ¹	-	-	-	+	-	-	-	-	-	-	-	C	69,978	12,660	18	--	--	--	
	-	-	-	-	-	-	-	+	-	-	-	C	17,136 ⁱ	563 ⁱ	3 ⁱ	2 ⁱ	<1 ⁱ	<1 ⁱ	
	-	-	-	-	-	-	-	-	-	-	+	C	42,392	5,447	13	441	1	8	
Kansas:																			
District Court ¹	-	-	-	-	-	-	+	-	-	-	-	C	22,777 ⁱ	4,022 ⁱ	18 ⁱ	--	--	--	
Maine:																			
Superior Court.....	+	+	+	-	-	-	+	-	-	+	+	F	5,811 ⁱ	477 ⁱ	8 ⁱ	163 ⁱ	3 ⁱ	34 ⁱ	
District Court ¹	+	-	-	-	-	-	-	-	-	-	-	F	7,116 ⁱ	1,079 ⁱ	15 ⁱ	--	--	--	
	-	-	-	+	-	-	-	-	-	-	-	F	6,693 ⁱ	748 ⁱ	11 ⁱ	--	--	--	
	-	-	-	-	-	+	-	-	-	-	-	F	3,417 ⁱ	1,105 ⁱ	32 ⁱ	--	--	--	
	-	-	-	-	-	-	-	+	-	-	-	F	375 ⁱ	217 ⁱ	58 ⁱ	--	--	--	
Maryland:																			
Circuit Court ¹	+	+	+	-	+	+	+	+	-	+	+	A	62,687	17,123	27	1,071	2	6	
Michigan:																			
Circuit Court ¹	-	+	-	-	-	-	-	-	-	-	-	C	6,469 ⁱ	412 ⁱ	6 ⁱ	314 ⁱ	5 ⁱ	76 ⁱ	
	-	-	-	-	-	-	+	-	-	-	-	C	88,151 ⁱ	2,222 ⁱ	2 ⁱ	66 ⁱ	<1 ⁱ	3 ⁱ	
	-	-	-	-	-	-	-	-	-	+	-	C	520 ⁱ	14 ⁱ	3 ⁱ	0 ⁱ	0 ⁱ	0 ⁱ	
	-	-	-	-	-	-	-	-	-	-	+	C	17,539 ⁱ	880 ⁱ	5 ⁱ	195 ⁱ	1 ⁱ	22 ⁱ	
District Court ¹	+	-	-	-	-	-	-	-	-	-	-	C	131,757 ⁱ	5,231 ⁱ	4 ⁱ	541 ⁱ	<1 ⁱ	10 ⁱ	
	-	-	+	-	-	-	-	-	-	-	-	C	55,976 ⁱ	8,863 ⁱ	16 ⁱ	7 ⁱ	<1 ⁱ	<1 ⁱ	
	-	-	-	+	-	-	-	-	-	-	-	C	58,584 ⁱ	11,331 ⁱ	19 ⁱ	94 ⁱ	<1 ⁱ	<1 ⁱ	
Common Pleas Court of Detroit ¹	+	-	-	-	-	-	-	-	-	-	-	C	1,618	201	12	0	0	0	
	-	-	+	-	-	-	-	-	-	-	-	C	36,131	5,605	16	66	<1	1	
	-	-	-	+	-	-	-	-	-	-	-	C	118,208	7,192	6	321	<1	4	
Municipal Court ¹	+	-	-	-	-	-	-	-	-	-	-	C	4,883	745	15	6	<1	<1	
	-	-	+	-	-	-	-	-	-	-	-	C	189	47	25	0	0	0	
	-	-	-	+	-	-	-	-	-	-	-	C	4,460	893	20	4	<1	<1	
Minnesota:																			
District Court ³	-	-	-	-	-	-	-	-	-	-	+	A	17,594	7,690	44	959	6	12	
County Court ³	+	-	-	-	-	-	-	-	-	-	-	A	8,649	2,513	29	169	2	7	
	-	-	+	-	-	-	-	-	-	-	-	A	36,889	18,551	50	--	--	--	
	-	-	-	-	-	+	-	-	-	-	-	A	11,588	2,524	22	--	--	--	
	-	-	-	-	-	-	-	+	-	-	-	A	1,536	356	23	--	--	--	
Missouri:																			
Circuit Court and Court of Common Pleas ¹ ..	-	+	-	-	-	-	-	-	-	+	-		7,674	710	9				
	-	-	-	-	-	-	+	-	-	+	-		37,404	9,810	26				
	-	-	-	-	-	-	-	-	-	+	+		32,285 ^j	7,647 ^j	24 ^j				
New Hampshire:																			
Superior Court ⁵	+	-	-	-	-	-	-	-	-	-	-	H	6,350	931	15	227	4	24	
	-	-	-	-	-	-	+	-	-	-	-	H	10,050	401	4	--	--	--	
New Jersey:																			
Superior Court and County Court ²	-	+	-	-	-	-	-	-	-	-	-	B	37,667	3,840	10	2,552	7	66	
	-	-	-	-	+	-	-	-	-	-	-	B	3,704	802	23	0	0	0	
County District Court ¹	-	+	-	-	-	-	-	-	-	-	-	B	17,686	1,201	7	318	2	26	
	-	-	+	-	-	-	-	-	-	-	-	B	160,022	3,490	2	151	<1	4	
	-	-	-	+	-	-	-	-	-	-	-	B	40,535	14,555	36	18	<1	<1	
	-	-	-	+	-	-	-	-	-	-	-	B	97,020	35,002	36	16	<1	<1	

State and court title	Case type										Jury/ trial defini- tion	Number of disposi- tions per case type	Number of trials	Trials as a percent of dispo- sitions	Number of jury trials	Jury trials as a percent of dispo- sitions	Jury trials as a percent of trials	
	Law	Tort	Contract	Small claims	Real property rights	Equity	Domestic relations	Estate	Mental health	Appeal								Other civil
New York:																		
Civil Court of the City of New York ¹	-	-	-	-	+	-	-	-	-	-	+	A	77,545	7,027	9	17	<1	<1
District Court and City Court ¹	+	-	-	+	-	-	-	-	-	-	-	A	56,602	2,177	4	584	1	27
Surrogate's Court ¹	-	-	-	-	-	-	-	+	-	-	-	A	115,778	5,221	5			
	-	-	-	-	-	-	-	-	-	-	-	A	81,126	1,707	2			
North Carolina:																		
Superior Court ¹	+	-	-	-	-	-	-	+	-	-	+	C	69,023	4,565	7	611	<1	13
District Court ¹	-	-	-	+	-	-	-	-	-	-	-	C	39,796	13,056	33	331	<1	3
	-	-	-	-	-	-	-	-	-	-	-	C	169,275	161,153	95	--	--	--
	-	-	-	-	-	+	-	-	-	-	-	C	45,913	39,351	86	59	<1	<1
Ohio:																		
Court of Common Pleas ¹	-	+	-	-	-	-	-	-	-	-	-	C	20,239 ¹	3,055 ¹	15 ¹	968 ¹	5 ¹	32 ¹
	-	-	-	-	-	-	-	-	-	+	-	C	2,220	421	19	172	8	41
County Court ¹	-	-	-	-	-	-	-	-	-	-	+	C	44,861	9,627	21	533	1	6
	-	+	-	-	-	-	-	-	-	-	-	C	179	35	20	2	1	6
	-	-	+	-	-	-	-	-	-	-	-	C	3,691	109	3	2	<1	2
	-	-	-	+	-	-	-	-	-	-	-	C	2,532	117	5	4	<1	3
	-	-	-	-	-	-	-	-	-	-	+	C	2,307	154	7	2	<1	1
Municipal Court ¹	-	+	-	-	-	-	-	-	-	-	-	C	17,484	1,610	9	144	<1	9
	-	-	+	-	-	-	-	-	-	-	-	C	163,578	4,979	3	188	<1	4
	-	-	-	-	+	-	-	-	-	-	-	C	49,095	1,144	2	39	<1	3
	-	-	-	-	-	-	-	-	-	-	+	C	17,300	1,191	7	33	<1	3
Oklahoma:																		
District Court ¹	-	+	-	-	-	-	-	-	-	-	-	A	8,469	1,251	15			
	-	-	+	-	-	-	-	-	-	-	-	A	26,190	1,748	7			
	-	-	-	+	-	-	-	-	-	-	-	A	95,425	11,265	12			
	-	-	-	-	+	-	-	-	-	-	-	A	7,894	1,906	24			
	-	-	-	-	-	+	-	-	-	-	-	A	44,563	5,481	12			
	-	-	-	-	-	-	+	-	-	-	-	A	16,295	237	1			
	-	-	-	-	-	-	-	+	-	-	-	A	2,894	143	5			
	-	-	-	-	-	-	-	-	+	-	-	A	1,192	239	20			
	-	-	-	-	-	-	-	-	-	+	-	A	11,395 ¹	1,851 ¹	16 ¹			
Oregon:																		
Circuit Court ¹	+	-	-	-	-	+	+	-	-	-	-	C	26,227 ¹	4,689 ¹		1,227 ¹		26 ¹
Pennsylvania:																		
Court of Common Pleas ¹	-	-	-	-	-	-	-	-	-	-	+	A	19,921	5,615	28	1,898	10	34
District Justice Court ¹	+	-	-	-	-	-	-	-	-	-	-	A	158,289	37,014	23	--	--	--
Puerto Rico:																		
Superior Court ¹	+	-	-	-	-	-	-	-	-	-	-	A	2,647	371	14	--	--	--
	-	+	-	-	-	-	-	-	-	-	-	A	4,687	505	11	--	--	--
	-	-	+	-	-	-	-	-	-	-	-	A	486	76	16	--	--	--
	-	-	-	+	-	-	-	-	-	-	-	A	9,281	899	10	--	--	--
	-	-	-	-	-	+	-	-	-	-	-	A	31,205	3,949	13	--	--	--
	-	-	-	-	-	-	-	-	+	-	-	A	304 ¹	124 ¹	41 ¹	--	--	--
District Court ¹	+	-	-	-	-	-	-	-	-	+	-	A	48,829 ¹	1,413 ¹	3 ¹	--	--	--
	-	+	-	-	-	-	-	-	-	-	-	A	35,665	2,685	8	--	--	--
	-	-	-	+	-	-	-	-	-	-	-	A	2,004	293	15	--	--	--
	-	-	-	-	+	-	-	-	-	-	-	A	880	105	12	--	--	--
	-	-	-	-	-	+	-	-	-	-	-	A	2,996	428	14	--	--	--
	-	-	-	-	-	-	-	-	-	+	-	A	4,798	1,007	21	--	--	--
Rhode Island:																		
District Court ¹	+	-	-	-	-	-	-	-	-	-	-	G	17,413	2,741	16	--	--	--

(continued on next page)

TABLE 29: Civil jury and non-jury trial dispositions, by case type, 1978. (continued)

State and Court Title	Case type										Jury/ trial defini- tion	Number of disposi- tions per case type	Number of trials	Trials as a percent of dispo- sitions	Number of jury trials	Jury trials as a percent of dispo- sitions	Jury trials as a percent of trials	
	Law	Tort	Contract	Small claims	Real property rights	Equity	Domestic Relations	Estate	Mental health	Appeal								Other civil
South Carolina:																		
Circuit Court ¹	-	-	-	-	-	-	-	-	-	-	+	A	27,947 ^J	854 ^J	3 ^J			
County Court, Civil Court, and Criminal Court ¹	-	-	-	-	-	-	-	-	-	-	+	A	17,361 ^J	398 ^J	2 ^J			
Magistrate Court ¹	+	-	-	-	-	-	-	-	-	-	-	A	109,443	55,684	51	386	<1	<1
South Dakota:																		
Circuit Court ¹	-	-	-	+	-	-	-	-	-	-	-	E	9,623 ^I	1,712 ^I	18 ^I	--	--	--
	-	-	-	-	-	-	-	-	-	-	+	C	4,725 ^I	662 ^I	14 ^I	137 ^I	3 ^I	21 ^I
Texas:																		
District Court ¹	-	+	-	-	-	-	-	-	-	-	-	C	15,282 ^I	2,051	13 ^I	732 ^J	5 ^I	36 ^J
	-	-	-	-	-	-	+	-	-	-	-	C	148,716 ^I	111,922	75 ^I	139 ^J	<1 ^I	<1 ^J
	-	-	-	-	-	-	-	-	-	+	-	C	25,588 ^I	3,210	13 ^I	518 ^J	2 ^I	16 ^J
	-	-	-	-	-	-	-	-	-	-	+	C	80,391 ^I	22,105	28 ^I	1,445 ^J	2 ^I	6 ^J
Justice of the Peace Court ¹	+	-	-	-	-	-	-	-	-	-	-	A	144,763 ^I	53,093	37 ^I	4.98	<1 ^I	1
County Court at Law, Constitutional County Court, and Probate Court ¹	+	-	-	-	-	-	-	-	-	-	-	A	49,396 ^I	3,149	6 ^I	671	1 ^I	21
	-	+	-	-	-	-	-	-	-	-	-	A	8,639 ^I	593	7 ^I	149	2 ^I	25
	-	-	+	-	-	-	-	-	-	-	-	A	23,385 ^I	1,190	5 ^I	79	<1 ^I	7
	-	-	-	-	+	-	-	-	-	-	-	A	441 ^I	19	4 ^I	9	2 ^I	47
Utah:																		
District Court ¹	-	+	-	-	+	-	+	-	-	-	+	C	20,595 ^J	2,481 ^J	12 ^J	275 ^J	1 ^J	11 ^J
City Court ¹	-	-	-	+	-	-	-	-	-	-	+	C	26,063	2,567	10	46	<1	2
Vermont:																		
Superior Court ¹	+	-	-	-	-	-	-	-	-	-	-	A	3,413	562	16	73	2	13
District Court ¹	+	-	-	-	-	-	-	-	-	-	-	B	3,916	245	6	16	<1	7
	-	-	-	+	-	-	-	-	-	-	-	B	6,416	392	6	0	0	0
Virginia:																		
Circuit Court ¹	+	-	-	-	-	-	-	-	-	-	-	C	21,726	4,889	23	1,356	6	28
	-	-	-	+	-	-	-	-	-	-	-	C	984	294	30	172	17	59
	-	-	-	-	-	+	-	-	-	-	-	C	10,311	2,036	20	25	<1	1
	-	-	-	-	-	-	+	-	-	-	-	C	29,956	16,136	54	74	<1	<1
	-	-	-	-	-	-	-	-	-	+	-	C	1,738	681	39	135	8	20
Washington:																		
Superior Court ¹	-	+	+	-	+	-	-	-	-	-	+	C		8,446		1,065		13
District Court and Justices of the Peace ¹ ..	+	-	-	+	-	-	-	-	-	-	-	C		4,572		48		1
Wisconsin:																		
Circuit Court and County Court ¹	-	-	-	+	-	-	-	-	-	-	-	F	62,308	3,143	5	18	<1	<1
	-	-	-	-	-	-	+	-	-	-	-	F	32,775	10,474	32	76	<1	<1
	-	+	-	-	+	-	-	+	+	+	+	F	50,017	4,819	10	495	1	10
Wyoming:																		
District Court ¹	-	-	-	-	-	-	-	+	-	-	+	H	9,178 ^I	2,402 ^I	26 ^I	56 ^I	<1 ^I	2 ^I

Note: All available data are entered in the table and all appropriate calculations are included. Blank spaces indicate that the data were not available or calculations were inappropriate.

-- = Not applicable.

+ = Data are given for these case types.

¹Data are not complete:

Connecticut--Court of Common Pleas--Data are given only for family docket and nonfamily docket cases.

Iowa--Estate does not include guardianship/conservatorship/trusteeship cases, a category which represents 20% of the estate filings.

Kansas--Domestic Relation cases do not include adoptions.

Maine--Superior Court--Trial data do not include URESA cases, but do include extra-ordinary writs.

District Court--As a result of the implementation of the new reporting system, data were available for the second half of the reporting period only, and additional data were missing from several counties.

Michigan--Circuit Court--There were no data available for the following counties: Clinton, Hillsdale, Jackson, Livingston, Oakland, Osceola, and Wayne.

District Court--There were no data available for the following courts: Ann Arbor, Birmingham, Lapeer County, Kalamazoo, Livonia, Muskegon County, St. Joseph's County, South Haven, and Southfield.

Ohio--Court of Common Pleas--Tort data only include personal injury.

Oregon--The number of dispositions do not include Law and Equity cases. Domestic relation cases include only marriage dissolution cases.

Puerto Rico--Superior Court--Does not include appeals of trial court cases.

South Dakota--Data do not include full-time equivalent Lay Magistrate or Lawyer Magistrate cases.

Texas--The District Court reported 98% of their monthly reports, while the Justice of the Peace Court reported 77%, and the Texas County Court at Law, Constitutional County Court and Probate Court reported 97%.

Wyoming--Figures do not include estate data.

²Explanation of data included in the category:

Idaho--Other includes extra-ordinary writs.

Indiana--Probate Court--Includes some juvenile, a category which represents 11% of the total dispositions.

Missouri--Other includes extra extra-ordinary writs.

Oklahoma--Other includes extra extra-ordinary writs.

Puerto Rico--Superior Court--Other civil includes extra-ordinary writs.

South Carolina--Other category could mean any category, it is not broken down in the state profile.

Texas--The District Courts' jury trials include directed verdicts.

Utah--District Court--Other civil includes extraordinary writs.

¹A civil case is counted with the filing of a petition or complaint.

²A civil case is counted when it is placed on the calendar (has reached issue).

³A civil case is counted at the note of issue.

⁵A civil case is not counted in the same way throughout the state.

Trial definition:

A = A trial is counted if tried to judgment, completion, verdict, or decision.

B = A jury trial is counted when the jury selection begins (first juror is drawn).

C = A jury trial is counted when the jury is sworn (impaneled).

D = A non-jury trial is counted at the point when an opening statement or the introduction of any evidence occurs.

F = A trial is counted when it has officially begun.

G = A non-jury trial is counted at the point when an opening statement or the introduction of any evidence occurs. Guilty pleas are not counted as trials.

H = A trial is not counted in the same way throughout the state.

TABLE 30: Criminal caseload in general jurisdiction, limited jurisdiction, and all trial courts, 1978.
State adult population within unit of court groupings. Disposed and end pending as a percent of filed.
Number and percent change in pending

State and unit of count	General jurisdiction courts								Limited	
	Beginning pending	Filed	Disposed	End pending	As percent of filed		Change in pending		Beginning pending	Filed
					Disposed	End pending	Number	Percent		
Informations, indictments, or complaints										
Alaska.....	410 ^l	1,190	1,145	283 ^l	96		(45)			19,074
Arkansas.....	8,958 ^j	14,284 ^j	13,260 ^j	9,982 ^j	93 ^j	70 ^j	1,024 ^j	11 ^j		116,694 ^l
Guam.....	340	685	593	432	87	63	92	27	--	--
Illinois.....	81,811 ^l	517,975	488,507	93,024 ^l	94		(29,468)		--	--
Indiana.....	27,019	44,123	41,478	29,664	94	67	2,645	10	34,614 ^p	80,201 ^p
Iowa.....	55,266	177,024	158,685	73,043	90	41	17,777	32	--	--
Kansas.....	7,919	25,211	25,051	8,079	99	32	160	2		
Maine.....	1,900	5,444	5,349	1,995	98	37	95	5		
Maryland.....	13,689 ^l	36,103	32,875	16,906 ^l	91		(3,228)			101,217
Massachusetts.....	40,810			35,468			-5,342	-13		209,001 ^p
Missouri.....	9,559	19,020	18,330	10,249	96	54	690	7		26,543 ^l
Montana.....		2,842	2,442		86		(400)			
New Jersey.....	30,584	27,084	25,651	32,017	95	118	1,433	5		349,166
North Dakota.....		1,057	987		93		(70)			17,662
Oklahoma.....	45,465 ⁱ	59,348	56,419	48,333 ^l	95		(2,929)			
Oregon.....	4,398	16,097	14,973	5,522	93	34	1,124	26	29,159 ^l	102,563 ^l
Rhode Island.....		3,181								31,457 ^p
South Carolina.....	9,232 ^j	30,308 ^j	30,868 ^j	8,672 ^j	102 ^j	29 ^j	-560 ^j	-6 ^j		78,959 ^p
South Dakota.....			116,399 ^l						--	--
Tennessee.....		28,148								
Utah.....	1,261	3,444	3,305	1,425	96	41	164	13		47,870 ^l
Vermont.....	33	82	76	39	93	48	6	18	4,184	19,186
Wisconsin.....	19,824	42,977	38,305	24,601	89	57	4,777	24		
Wyoming.....	604 ^l	1,404	1,355 ^l	653 ^l			49 ^l	8 ^l		
Number of defendants										
Alabama.....		23,326	23,273		100		(53)		20,508 ^p	98,06 ^p
Arizona.....	5,766	14,005	13,671	6,100	98	44	334	6	25,487 ^l	90,217 ^l
California.....		58,077	51,369		88		(6,708)			736,602
Colorado.....	12,415	15,025	15,837	11,603	105	77	-812	-7	12,484 ^p	43,078 ^p
Connecticut.....	3,851	3,871	3,797	3,925	98	101	74	2	16,610	87,311
Delaware.....	1,594	3,293	3,470	1,417	105	43	-177	-11	1,548 ^p	40,129 ^p
District of Columbia.....	4,815	28,332	29,056	4,091	103	14	-724	-15	--	--
Florida.....		95,842	82,548		86		(13,294)			234,193
Georgia.....	25,603 ^l	42,023	39,538 ^l	28,341 ^l			2,738 ^l	11 ^l	25,055 ^p	78,725 ^p
Hawaii.....	2,567	2,097	1,732	2,932	83	140	365	14	5,020	38,303
Idaho.....	6,972	29,219	28,275	7,916	97	27	944	14	--	--
Kentucky.....		10,132	9,440		93		(692)			193,728
Louisiana.....		229,541								118,864 ^p
Michigan.....	8,198 ^p	17,744 ^p	19,094 ^p	6,848 ^p	108 ^p	39 ^p	-1,350 ^p	-16 ^p	44,680 ^l	356,696 ^l
Minnesota.....	2,240	10,678	10,487	2,433	98	23	193	9	16,719 ^l	34,671 ^l
Nebraska.....	2,356	6,171	5,611	2,916	91	47	560	24	19,889 ^p	45,276 ^p
Nevada.....		1,627 ^l								
New Mexico.....	2,345	4,949	4,697	2,597	95	52	252	11		26,229 ^p
New York.....	9,825 ^l	31,506	33,387	8,608 ^l	106		(-1,881)		8,682 ^l	665,366 ^p
Ohio.....	6,583	31,575	30,603	7,555	97	24	972	15	25,812 ^p	301,688 ^p
Pennsylvania.....	26,279	72,562	65,672	29,009	91	40	2,730	10	4,934 ^p	487,171 ^p
Texas.....	68,434 ^l	86,223 ⁱ	88,960 ^l	65,697 ^l	103 ⁱ	76 ^l	-2,737 ^l	-4 ^l	185,979 ^p	1,003,964 ^l
Virginia.....	14,868	53,083	50,539	17,422	95	33	2,544	17		285,840
Washington.....		14,278	13,817		97		(461)			124,995
Number of charges										
Puerto Rico.....	18,210	19,944	23,083	15,058	116	76	-3,152	-17	20,774 ^p	56,635 ^p
No consistent definition										
Mississippi.....		8,082 ^l								2,635 ^p
New Hampshire.....	5,483	7,136	6,578	6,041	92	85	558	10		
North Carolina.....	18,448	53,278	50,797	20,929	95	39	2,481	13	48,501	360,401
West Virginia.....	11,111	10,897	6,178	15,830	57	145	4,719	42		129,671 ^p

Note: All courts in Louisiana, Nebraska, New Mexico, Hawaii, and Delaware are displayed in the number of defendants grouping because this is the unit of count for the general jurisdiction court in each of these states. Data for all courts in Maryland are displayed with the number of Informations, Indictments, or Complaints grouping since this is the unit of count for general jurisdiction courts in this state.

All available data are entered in the table and all appropriate calculations are included. Blank spaces indicate that either the data are not available or the calculations were not appropriate.

For detail of which courts reported data given on this table, see Tables 14 and 15 that display detailed information on the caseload of general and limited jurisdiction courts, respectively.

-- = Not applicable.

Jurisdiction courts						All trial courts							
Disposed	End pending	As percent of filed		Change in pending		Beginning pending	Filed	Disposed	End pending	As percent of filed		Change in pending	
		Disposed	End pending	Number	Percent					Disposed	End pending	Number	Percent
2,605 ^l						410 ^l _P	20,264	3,750 ^l	283 ^l _P			-127 ^l _P	-31 ^l _P
--	--	--	--	--	--	8,958 ^l _P	130,978 ^l _J	13,260 ^l _P	9,982 ^l _P			1,024 ^l _P	11 ^l _P
						340	685	593	432	87	63	92	27
69,654 ^P	45,161 ^P	87 ^P	56 ^P	10,547 ^P	30 ^P	81,811 ^l	517,975	488,507	93,024 ^l	94		(29,468)	
						61,633 ^P	124,324 ^P	111,132 ^P	74,825 ^P	89 ^P	60 ^P	13,192 ^P	21 ^P
						55,266	177,024	158,685	73,043	90	41	17,777	32
14,078 ^l						7,919 ^P	25,211 ^P	25,051 ^P	8,079 ^P	99 ^P	32 ^P	160 ^P	2 ^P
28 ^l						1,900 ^P	5,444 ^P	19,427 ^l	1,995 ^P			9 ^P	5 ^P
						13,689 ^l _P	137,320	32,903 ^l	16,906 ^l _P			3,217 ^l _P	24 ^l _P
						40,810 ^P	209,001 ^l _P		35,468 ^P			-5,342 ^P	-13 ^P
22,055 ^l _P		83 ^l _P		(4,488 ^l _P)		9,559 ^P	45,563 ^l _P	40,385 ^l _P	10,249 ^P	89 ^l _P		(5,178 ^l _P)	
							2,842 ^P	2,442 ^P		86 ^P		(400 ^P)	
298,762		86		(50,404)		30,584 ^P	376,250	324,413	32,017 ^P	86		51,837	
14,442		82		(3,220)			18,719	15,429		82		(3,290)	
						45,465 ^l _P	59,348 ^P	56,419 ^P	48,333 ^l _P	95 ^P		(2,929 ^P)	6 ^l _P
91,896 ^l	39,826 ^l	90 ^l	39 ^l	10,667 ^l	37 ^l	33,557 ^l	118,660 ^l	106,869 ^l	45,348 ^l	90 ^l	38 ^l	11,791 ^l	35 ^l
34,146 ^l _P		109 ^l _P		(-2,689 ^l _P)			34,638 ^l _P	34,146 ^l _P					
						9,232 ^P	109,267 ^P	30,868 ^P	8,672 ^P			-560 ^l _P	-6 ^l _P
								116,399 ^l _J					
							28,148 ^P						
23,672 ^l						1,261 ^P	51,314 ^l	26,977 ^l	1,425 ^P			164 ^P	13 ^P
19,957	3,413	104	18	-771	-18	4,217	19,268	20,033	3,452	104	18	-765	-18
19,615 ^l						19,824 ^P	42,977 ^P	57,920 ^l	24,601 ^P			4,777 ^P	24 ^P
						604 ^l _P	1,404 ^P	1,355 ^l _P	653 ^l _P			49 ^l _P	8 ^l _P
92,215 ^P	26,358 ^P	94 ^P	27 ^P	5,850 ^P	29 ^P	20,508 ^P	121,391 ^P	115,488 ^P	26,358 ^P	95 ^P		(5,903 ^P)	
81,176 ^l	34,528 ^l	90 ^l	38 ^l	9,041 ^l	35 ^l	31,253 ^l	104,222 ^l	94,847 ^l	40,628 ^l	91 ^l	39 ^l	9,375 ^l	30 ^l
671,048		91		(65,554)			794,679	722,400		91		(72,262)	
41,278 ^P	14,284 ^P	96 ^P	33 ^P	1,800 ^P	14 ^P	24,899 ^P	58,103 ^P	57,115 ^P	25,887 ^P	98 ^P	4 ^P	988 ^P	4 ^P
85,338	18,583	98	21	1,973	12	20,461	91,182	89,135	22,508	98	25	2,047	10
16,763 ^P	1,757 ^P					3,142 ^P	43,422 ^P	20,233 ^P	3,174 ^P				
						4,815	28,332	29,056	4,091	103	14	-724	-15
207,790		89		(26,403)			330,035	290,338		88		(39,697)	
73,291 ^P	30,489 ^P	93 ^P	39 ^P	5,434 ^P	22 ^P	50,658 ^l _P	120,748 ^P	112,829 ^l _P	58,830 ^l _P			8,172 ^l _P	16 ^l _P
36,538	6,785	95	18	1,765	35	7,587	40,400	38,270	9,717	95	24	2,130	28
						6,972	29,219	28,275	7,916	97	27	944	14
164,870		85		(28,858)			203,860	174,310		86		(29,550)	
96,982 ^l		82 ^l		(21,882 ^l)			348,405 ^l	96,982 ^l _P					
350,618 ^l	50,758 ^l	98 ^l	14 ^l	6,078 ^l	14 ^l	52,878 ^l _P	374,440 ^l _P	369,712 ^l _P	57,606 ^l _P	99 ^l _P	15 ^l _P	4,728 ^l _P	9 ^l _P
33,349 ^P	26,012 ^l					18,959 ^l _P	45,349 ^l _P	43,836 ^P	28,445 ^l				
44,335 ^P	20,830 ^P	98 ^P	46 ^P	941 ^P	5 ^P	22,245 ^P	51,447 ^P	49,946 ^P	23,746 ^P	97 ^P	46 ^P	1,501 ^P	7 ^P
							1,627 ^l _P						
						2,345 ^P	31,178	4,697 ^P	2,597 ^P			252 ^P	11 ^P
342,201 ^l _P	14,168 ^l _P					18,507 ^l _P	696,872 ^l _P	375,588 ^l _P	22,776 ^l _P				
296,296 ^P	30,400 ^P	98 ^P	10 ^P	4,588 ^P	18 ^P	32,395 ^P	333,263 ^P	326,899 ^P	37,955 ^P	98 ^P	11 ^P	5,560 ^P	17 ^P
415,877 ^P	6,553 ^P	85 ^P		(71,294 ^P)		31,213 ^P	599,733 ^P	481,549 ^P	35,562 ^P	86 ^P		(78,184 ^P)	
821,255 ^l	182,864 ^l _P	82 ^l		(182,709 ^l)		254,413 ^l _P	1,090,187 ^l	910,215 ^l	248,561 ^l _P	83 ^l		(179,972 ^l)	
269,700		94		(16,140)		14,868 ^P	338,923	320,239	17,422 ^P	94		(18,684)	
							139,273	13,817 ^P					
59,391 ^P	18,018 ^P	105 ^P	32 ^P	-2,756 ^P	-13 ^P	38,984 ^P	76,579 ^P	82,474 ^P	33,076 ^P	108 ^P	43 ^P	-5,908 ^P	-15 ^P
							10,717 ^l _P						
34,146 ^P						5,483 ^P	7,136 ^P	40,724	6,041 ^P		8 ^P	558 ^P	10 ^P
350,589	58,313	97	16	9,812	20	66,949	413,679	401,386	79,242	97	19	12,293	18
100,893 ^l _P		78 ^P		(28,778 ^l _P)		11,111 ^P	140,568 ^l _P	107,071 ^l _P	15,830 ^P	76 ^l _P		(33,497 ^l _P)	

^lData are not complete:

Alaska--General jurisdiction court--Pending data include felony cases only.

Limited jurisdiction court--Disposed data do not include misdemeanor or other criminal cases for the District Court.

Arizona--Limited jurisdiction courts--Incomplete data were reported for ten locations of the Justice of the Peace and the Municipal Court.

Arkansas--Limited jurisdiction courts--No data were reported for seven locations of the Municipal Court; twelve others reported only six-months of data.

No data were reported for forty-seven locations of the City Court, Police Court, and Justice of the Peace Court; incomplete data were reported for six others. (continued on next page)

TABLE 30: Criminal caseload in general jurisdiction, limited jurisdiction, and all trial courts, 1978. (continued)

Georgia--General jurisdiction court--Pending and disposed data do not include cases filed before July 1, 1970.

Illinois--General jurisdiction court--Pending data do not include misdemeanors from non-suburban Cook County.

Louisiana--Limited jurisdiction court--No data were available for two locations of the City Court and Parrish Court. Data for the entire year for the remaining locations of these courts were estimated, based on the data that were available of either eight or nine months.

Maine--Limited jurisdiction--Disposition data were available for the second half of the reporting period only.

Maryland--General jurisdiction court--Pending data do not include sentence review only cases or adult offenses against juveniles.

Limited jurisdiction court--Disposed data include only adult offenses against juveniles in Montgomery County.

Massachusetts--Limited jurisdiction court--No disposed data were available for the Housing Court, the Juvenile Court, or the District Court.

Michigan--General jurisdiction court--Data were not available from the Circuit Court located in seven counties.

Limited jurisdiction court--No data were available for nine locations of the District Court.

Minnesota--Limited jurisdiction court--No pending or filed data were available for other family criminal cases in the County Court.

Mississippi--General jurisdiction--Data were unavailable from the court in Tishomingo County for November and December.

Missouri--Limited jurisdiction court--The only cases reported for the St. Louis Court of Criminal Correction were preliminary hearings. Data do not include misdemeanor cases from the Magistrate Court.

Nevada--General jurisdiction court--Data were only available for the court located in the Second District (Washoe County). Approximately twenty-five percent of the total state population lives in this county.

New York--General jurisdiction court--Pending data do not include felony/misdemeanor indictments outside New York City.

Limited jurisdiction court--Pending and disposed data for the Criminal Court of the City of New York do not include non-traffic summons case. In addition, 109 cases disposed in this court could not be identified by case type.

Oklahoma--General jurisdiction court--Pending data do not include postconviction remedy cases.

Oregon--Limited jurisdiction courts--Data for the Justice Court were available for 30 of the 44 court locations. Data for the Municipal Court were available for 108 of the 170 court locations.

South Dakota--General jurisdiction court--Figures do not include data for cases handled by the lay or lawyer magistrates who serve this court.

Texas--All courts--All data reported in this table are based on an incomplete number of monthly reports. The reporting rates for the various courts were: District Court and Criminal District Court--ninety-eight percent; Constitutional County Court and County Court at Law--ninety-seven percent; Municipal Court--ninety percent; Justice of the Peace Court--seventy-seven percent. Pending data were unavailable for the Municipal Court and the Justice of the Peace Court.

Utah--Limited jurisdiction court--The only data that were available for the Justice Court were submitted by 161 of the 181 Justice of the Peace. There were no disposed data from either the Justice Court or Juvenile Court.

West Virginia--Limited jurisdiction court--Nine out of twelve reports were received from Lewis and Webster Counties.

Wisconsin--Limited jurisdiction--Data were reported for 163 of 219 court locations.

Wyoming--General jurisdiction court--Pending and disposed figures given do not include cases filed before 1974.

Explanation of data included in the category:

Arkansas--General jurisdiction court--Data include a nominal number of juvenile cases and juvenile appeals.

Massachusetts--Limited jurisdiction court--Filed cases include DWI/DUI cases and operating so as to endanger cases.

Rhode Island--Limited jurisdiction courts--Misdemeanor data may include some traffic cases.

South Carolina--General jurisdiction court--Data reported include criminal cases handled by the South Carolina County Court and the Civil and Criminal Court, both of which are courts of limited jurisdiction.

South Dakota--General jurisdiction court--Some traffic cases may be included in the criminal cases disposed figure reported on this table.

Data were not available for all courts in the state.

TABLE 31: Composition of criminal case filings in general jurisdiction courts, 1978.
State and court. Criminal case categories

State and court title	Criminal cases filed										Total criminal
	Felony	Misdemeanor	Felony/ misdemeanor	Preliminary hearing	Ordinance violation	Appeal	Extraordinary writ	Postconviction remedy	Sentence review only	Other criminal	
Alabama--Circuit Court	X			NH	NH	X				NH	23,326
Alaska--Superior Court	778	96		NH	NH	151				165	1,190
Arizona--Superior Court	10,390	568		NH	NH	2,290		624		133	14,005
Arkansas--Circuit Court	8,997	5,287 ^J		NH	NH	(J)					14,284
California--Superior Court	55,369	NH	NH	NH	NH	2,708					58,077
Colorado--District Court, Denver Superior Court, Denver Juvenile Court, and Denver Probate Court..	10,604 ^J	(J)			NH	399				4,022	15,025
Connecticut--Superior Court			3,811			60	NH				3,871
Delaware--Superior Court			3,024	NH	NH	269				NH	3,293
*District of Columbia--Superior Court..	3,415	13,395		6,576	3,252	NH				1,694	28,332
Florida--Circuit Court	95,202	NH	NH		NH	640				NH	95,842
Georgia--Superior Court	26,293	15,730			NH	NH				NH	42,023
*Guam--Superior Court	271	414									685
Hawaii--Circuit Court	1,729	308		NH	NH	NH				60	2,097
*Idaho--STATE TOTAL	2,845	20,950		5,357		67					29,219
District Court	2,845	201		NH	NH	67				NH	3,113
Magistrates Division		20,749		5,357						NH	26,106
*Illinois--Circuit Court	34,260	421,006 ^J			62,709	NH					517,975
Indiana--STATE TOTAL		16,717	17,460	807						9,139	44,123
Superior Court and Circuit Court ..		16,717	15,536	807						9,139	42,199
Criminal Court of Marion County ...			1,924								1,924
*Iowa--District Court	15,073 ^J	74,307		20,271	67,373	(J)					177,024
Kansas--District Court	10,303	14,193		NH	NH	715					25,211
Kentucky--Circuit Court			9,736	NH	NH	396				NH	10,132
Louisiana--District Court											229,541
Maine--Superior Court	2,790	1,979		NH	(J)		NH	NH	NH	675 ^J	5,444
Maryland--Circuit Court			30,642	NH	NH	4,595		593	273		36,103
Massachusetts--Superior Court											
Michigan--STATE TOTAL	17,384 ^{JJP}					360 ^{JP}					17,744 ^{JP}
Circuit Court	17,384 ^{JJ}			NH	NH	360 ^J					17,744 ^J
Recorder's Court of Detroit						NH	NH				
Minnesota--District Court	X	X				X					10,678
Mississippi--Circuit Court				NH	NH						8,082 ^J
Missouri--Circuit Court and Court of Common Pleas	X	X		NH	NH	X					19,020
Montana--District Court	X					X				X	2,842
Nebraska--District Court	3,918 ^J	(J)				2,253 ^J					6,171
Nevada--District Court ¹			1,627 ^J								1,627 ^J
New Hampshire--Superior Court			3,895	NH	NH	3,241				NH	7,136
New Jersey--Superior Court (Law Division and Chancery Division) and County Court	24,311					2,554	219				27,084
New Mexico--District Court			4,949								4,949
New York--Supreme Court and County Court			31,506	NH	NH					NH	31,506
North Carolina--Superior Court	30,576			NH	NH	22,702				NH	53,278
North Dakota--District Court	916	22	NH	NH	NH	56	12			51	1,057
Ohio--Court of Common Pleas	31,575	NH		NH	NH	NH		NH	NH		31,575
Oklahoma--District Court	22,165	36,069	NH		NH	589		525			59,348
Oregon--Circuit Court	16,097	NH			NH						16,097
Pennsylvania--Court of Common Pleas..			60,331 ^J			11,387 ^J		844			72,562
Puerto Rico--Superior Court	10,212 ^J	9,001 ^J		731	NH	(J)	NH				19,944
Rhode Island--Superior Court	2,396	494			NH	291					3,181
South Carolina--Circuit Court			30,308 ^J	NH							30,308 ^J
*South Dakota--Circuit Court											
Tennessee--Circuit Court and Criminal Court	20,177	7,971									28,148
Texas--District Court and Criminal District Court ¹	71,421 ^J	7,478 ^J			NH			1,652 ^J		5,672 ^J	86,223 ^J
Utah--District Court	2,812			NH	NH	632					3,444
Vermont--Superior Court	33	4			NH			45		NH	82
Virginia--Circuit Court	29,354	23,267		NH	NH		462			NH	53,083
Washington--Superior Court	11,168			NH	NH	3,110				NH	14,278
West Virginia--Circuit Court				NH	NH						10,897
Wisconsin--Circuit Court and County Court	15,855	19,624								7,498	42,977
Wyoming--District Court	1,404	NH	NH	NH	NH						1,404

(continued on next page)

TABLE 31: Composition of criminal case filings in general jurisdiction courts, 1978. (continued)

Note: All available data are entered in the table. Blank spaces indicate that the data are not available.

X = The data for this casetype are known to be included in the total but were not available by category.

NH = This casetype is not handled by this court.

*These states have a single-tier trial court. These courts have no limited jurisdiction courts under them, so included in their caseload are cases that would be heard by limited jurisdiction courts elsewhere.

¹Data are not complete:

Michigan--Circuit Court--Data were unavailable for seven counties.

Mississippi--No data were available from Tishomingo County, District 1, for the months of November and December.

Nevada--Data are available for only one district--the Second District (Washoe County). This county contains 25 percent of the total state population.

Texas--The figures reported for this court are based on an incomplete number of monthly reports. The reporting rate was ninety-eight percent.

²Explanation of data included in the category:

Arkansas--Appeal data are included in the misdemeanor figures.

Colorado--Data reported include felonies, as well as cases filed as felonies but reduced to misdemeanors.

Illinois--The misdemeanor figure includes ordinance violations, conservation violations, and preliminary hearings in felony cases in the Circuit Court of Cook County.

Iowa--Appeals filed are included with felonies.

Maine--Ordinance violation data are included in the other criminal figures.

Michigan--Circuit Court--Felony figure includes some high misdemeanors that are punishable by more than one year in prison.

Nebraska--The felony category may include a few misdemeanor cases.

Pennsylvania--Felony/misdemeanor cases include trial de novo for appeal; appeal includes criminal appeals from District Justice Courts and other miscellaneous court actions.

Puerto Rico--Appeal data are included in all the other listed categories by casetype.

South Carolina--Data includes cases handled in the County Court and Civil and Criminal Courts, both of which are courts of limited jurisdiction.

TABLE 32: Composition of criminal case dispositions in general jurisdiction courts, 1978.
State and court. Criminal case categories

State and court title	Criminal cases disposed										Total criminal
	Felony	Misdemeanor	Felony/ misdemeanor	Preliminary hearing	Ordinance violation	Appeal	Extraordinary writ	Postconviction remedy	Sentence review only	Other criminal	
Alabama--Circuit Court	X			NH	NH	X				NH	23,273
Alaska--Superior Court	905	X		NH	NH	X				X	1,145
Arizona--Superior Court	10,009	600		NH	NH	2,384		542		136	13,671
Arkansas--Circuit Court	8,226	5,034 ^j		NH	NH	(j)					13,260
California--Superior Court	49,003	NH	NH	NH	NH	2,366					51,369
Colorado--District Court, Denver Superior Court, Denver Juvenile Court, and Denver Probate Court ^j .	X				NH	X				X	15,837
Connecticut--Superior Court			3,750			47	NH				3,797
Delaware--Superior Court			3,470 ^j	NH	NH	(j)				NH	3,470
*District of Columbia--Superior Court.	3,854	13,732		6,460	3,321	NH				1,689	29,056
Florida--Circuit Court	82,069	NH	NH		NH	479				NH	82,548
Georgia--Superior Court	24,600 ^l	14,938 ^l			NH	NH				NH	39,538 ^l
*Guam--Superior Court	248	345									593
Hawaii--Circuit Court	1,396	286		NH	NH	NH				50	1,732
*Idaho--STATE TOTAL	2,760	20,466		4,984		65					28,275
District Court	2,760	195		NH	NH	65				NH	3,020
Magistrates Division	NH	20,271		4,984						NH	25,255
*Illinois--Circuit Court	31,784	398,834 ^j			57,889	NH					488,507
Indiana--STATE TOTAL		14,739	17,117	792						8,830	41,478
Superior Court and Circuit Court ..		14,739	15,281	792						8,830	39,642
Criminal Court of Marion County ...			1,836	NH						NH	1,836
*Iowa--District Court	14,573 ^j	68,934		19,812	55,366	(j)					158,685
Kansas--District Court	10,232 ^j	14,819 ^j		NH	NH	(j)					25,051
Kentucky--Circuit Court			9,131	NH	NH	309				NH	9,440
Louisiana--District Court											
Maine--Superior Court	2,616	2,082		NH	(j)		NH	NH	NH	65 ^j	5,349
Maryland--Circuit Court			28,055	NH	NH	4,076		487	257		32,875
Massachusetts--Superior Court											
Michigan--STATE TOTAL	18,817 ^l ^j ^p					277 ^l					19,094 ^l ^p
Circuit Court	18,817 ^l ^j			NH	NH	277 ^l					19,094 ^l
Recorder's Court of Detroit											
Minnesota--District Court	X	X				NH				X	10,487
Mississippi--Circuit Court											
Missouri--Circuit Court and Court of Common Pleas	13,931 ^j	4,399 ^j		NH	NH	(j)					18,330
Montana--District Court	X					NH				X	2,442
Nebraska--District Court	4,091 ^j	(j)				NH				1,520 ^j	5,611
Nevada--District Court ^l				NH		NH					
New Hampshire--Superior Court			4,161			NH	2,417				6,578
New Jersey--Superior Court (Law Division and Chancery Division) and County Court	22,926					NH	2,486	239			25,651
New Mexico--District Court			4,697			NH					4,697
New York--Supreme Court and County Court			33,387	NH	NH					NH	33,387
North Carolina--Superior Court	29,113			NH	NH	21,684				NH	50,797
North Dakota--District Court	834	26		NH	NH	76	16			35	987
Ohio--Court of Common Pleas	30,603	NH	NH	NH	NH	NH				NH	30,603
Oklahoma--District Court	20,497	35,091				NH	467				56,419
Oregon	14,973	NH	NH			NH					14,973
Pennsylvania--Court of Common Pleas..			54,343 ^j			10,706 ^j		623			65,672
Puerto Rico--Superior Court	12,246	10,191		646	NH	(j)	NH				23,083
Rhode Island--Superior Court						NH					
South Carolina--Circuit Court			30,868 ^j	NH							30,868 ^j
*South Dakota--Circuit Court	2,138 ^l ^j	114,261 ^l ^j									116,399 ^l ^j
Tennessee--Circuit Court and Criminal Court				NH	NH						
Texas--District Court and Criminal District Court ^l	76,587 ^l	6,108 ^l						1,532 ^l		4,733	88,960 ^l
Utah--District Court			2,691	NH	NH	614					3,305
Vermont--Superior Court	38	2		NH	NH			36			76
Virginia--Circuit Court	27,933	22,207		NH	NH		399				50,539
Washington--Superior Court	X			NH	NH	X					13,817
West Virginia--Circuit Court				NH	NH						6,178
Wisconsin--Circuit Court and County Court	14,106	17,490								6,709	38,305
Wyoming--District Court	1,355 ^l	NH	NH	NH	NH						1,355 ^l

(continued on next page)

TABLE 32: Composition of criminal case dispositions in general jurisdiction courts, 1978. (continued)

Note: All available data are entered in the table. Blank spaces indicate that the data are not available.

X = The data for this casetype are known to be included in the total but were not available by category.
 NH = This casetype is not handled by the court.

*These states have a single-tier trial court. These courts have no limited jurisdiction courts under them, so included in their caseload are cases that would be heard by limited jurisdiction courts elsewhere.

¹Data are not complete:

Georgia--Disposition data include cases filed between July 1, 1970 and June 30, 1978 that were either disposed during or still pending at the end of 1978.

Michigan--Data were unavailable for seven counties.

South Dakota--No data are included for cases heard by the lawyer magistrates or lay magistrate/clerks who serve this court.

Tennessee--No data are included for courts in ten counties selected as pilot sites for the new computerized statistical information system.

Texas--The figures reported for this court are based on an incomplete number of monthly reports. The reporting rate was ninety-eight percent.

Wyoming--Data do not include cases filed before 1974.

²Explanation of data included in the category:

Arkansas--Appeal data are included in the misdemeanor figures.

Colorado--Includes felonies, as well as cases filed as felonies but reduced to misdemeanors.

Delaware--Appeal data are included in the felony/misdemeanor figures.

Illinois--Includes ordinance violations, conservation violations, and preliminary hearings in felony cases in the Circuit Court of Cook County.

Iowa--Appeals disposed are included with felonies.

Kansas--Appeal cases are included in the felony and misdemeanor categories.

Maine--Ordinance violation data are included in the other criminal figures.

Michigan--Circuit Court--Includes some high misdemeanors that are punishable by more than one year in prison.

Missouri--Felony and misdemeanor data may include some appeal cases.

Nebraska--The felony category may include a few misdemeanor cases.

Pennsylvania--Felony/Misdemeanor includes trial de novo for appeal, and appeal includes criminal appeals from District Justice Courts and other miscellaneous court actions.

Puerto Rico--Appeal data are included in all the other listed categories by casetype.

South Carolina--Data include cases handled in the County Court and the Civil and Criminal Court.

South Dakota--Some traffic cases disposed are included with the criminal cases disposed reported on this table.

TABLE 33: Felony caseload for general jurisdiction courts, 1978.
State adult population within unit of court groupings. Courts reporting felony caseload. Disposed and end pending as a percent of filed. Number and percent change in pending. Filed per 100,000 adult population

State, court title, and unit of court	Adult population In thousands	Beginning pending	End			As percent of filed		Change in pending		Filed (dis- posed) per 100,000 adult population
			Filed	Disposed	pending	Disposed	pending	Number	Percent	
Informations, indictments, complaints										
Alaska--Superior Court ⁶	263	410	778	905	283	116	36	-127	-31	296
Arkansas--Circuit Court ⁶	1,522	5,786	8,997	8,226	6,557	91	73	771	13	591
Guam--Superior Court ⁷		203	271	248	226	92	83	23	11	
Illinois--Circuit Court ⁷	7,935	20,355	34,260	31,784	21,724	93	63	1,369	7	432
Iowa--District Court ⁶	2,064	12,192 ^J	15,073 ^J	14,573 ^J	12,556 ^J	97		364 ^J	3 ^J	730
Kansas--District Court ⁷	1,695	3,926 ^J	10,303	10,232 ^J	3,997 ^J			71 ^J	2	608
Maine--Superior Court ⁷	768	828	2,790	2,616	1,002	94	36	174	21	363
Missouri--Circuit Court and Court of Common Pleas ⁶	3,478			13,93 ^J						(401 ^J)
New Jersey--Superior Court (Law Division) and County Court ⁶	5,265	29,947	24,311	22,926	31,332	94	129	1,385	5	462
North Dakota--District Court ⁶	455		916	834		91		(82)		201
Oklahoma--District Court ⁶	2,028	25,990	22,165	20,497	27,658	92	125	1,668	6	1,093
Oregon--Circuit Court ¹¹	1,760	4,398	16,097	14,973	5,522	93	34	1,124	26	915
Rhode Island--Superior Court ⁶	678		2,396							353
South Dakota--Circuit Court ^{1,6}	481			2,138 ¹						(444 ¹)
Tennessee--Circuit Court and Criminal Court ⁶	3,071		20,177							657
Vermont--Superior Court ⁶	342	25	33	38	20	115	61	-5	-20	10
Wisconsin--Circuit Court and County Court ⁶	3,306	8,205	15,855	14,106	10,007	89	63	1,802	22	480
Wyoming--District Court ⁶	293	604	1,404	1,355	653	97	47	49	8	479
Number of defendants										
Arizona--Superior Court ⁸	1,629	4,891	10,390	10,009	5,272	96	51	381	8	638
California--Superior Court ⁸	16,064		55,369	49,003		88		(6,366)		345
Colorado--District Court ^{8,J}	1,908		10,604 ^J							556 ^J
District of Columbia--Superior Court ⁹	495	1,488	3,415	3,854	1,049	113	31	-439	-30	690
Florida--Circuit Court ⁹	6,425		95,202	82,069		86		(13,133)		1,482
Georgia--Superior Court ^{1,9}	3,499	16,031 ¹	26,293 ¹	24,600 ¹	18,423 ¹	94 ¹	70 ¹	2,392 ¹	15	751 ¹
Hawaii--Circuit Court ⁶	626	1,999	1,729	1,396	2,332	81	135	333	17	276
Idaho--District Court ⁸	594	1,103	2,845	2,760	1,188	97	42	85	8	479
Michigan--STATE TOTAL.....	6,386	7,927 ^{1JP}	17,384 ^{1JP}	18,817 ^{1JP}	6,494 ^{1JP}	108 ^{1JP}	37 ^{1JP}	-1,433 ^{1JP}	-18 ^{1JP}	272 ^{1P}
Circuit Court ⁹	--	7,927 ^{1J}	17,384 ^{1J}	18,817 ^{1J}	6,494 ^{1J}	108 ^{1J}	37 ^{1J}	-1,433 ^{1J}	-18 ^{1J}	272 ¹
Nebraska--District Court ⁸	1,112	1,090 ^J	3,918 ^J	4,09 ^J	917 ^J	104 ^J	23 ^J	-173 ^J	-16 ^J	352 ^J
Ohio--Court of Common Pleas ⁸	7,579	6,583	31,575	30,603	7,555	97	24	972	15	417
Texas--District Court and Criminal District Court ^{1,8}	8,994	53,165 ¹	71,421 ¹	76,587 ¹	47,999 ¹	107 ¹	67 ¹	-5,166 ¹	-10 ¹	794 ¹
Virginia--Circuit Court ⁸	3,702	8,548	29,354	27,933	9,969	95	34	1,421	17	793
Washington--Supreme Court ⁸	2,709		11,168							412
Number of charges										
Puerto Rico--Superior Court ¹⁰		10,268	10,212	12,246	8,221	120	81	-2,047	-20	
No consistent definition										
North Carolina--Superior Court ¹²	3,933	10,694	30,576	29,113	12,157	95	40	1,463	14	777

Note: All available data are entered in the table and all appropriate calculations are included. Blank spaces indicate that either the data are not available or the calculations were not appropriate.

-- = Not applicable.

¹Data are not complete:

Georgia--Pending and disposed data for this court do not include cases filed before July 1, 1970.

Michigan--Circuit Court--Data are unavailable for seven counties.

South Dakota--No data were available on cases heard by the lawyer magistrates and lay magistrate/clerks who also serve this court.

Texas--Data contained in this table are based on a less than complete number of monthly reports received for this court. The reporting rate was ninety-eight percent.

^JExplanation of data included in the total:

Colorado--Data includes cases filed as felonies but reduced to misdemeanors.

Iowa--Pending data include appeals cases, as well as misdemeanor (regular criminal) cases, in addition to the felony cases.

Filed and disposed data include appeals data.

Kansas--Data includes some appeal cases.

Michigan--Circuit Court--Includes some high misdemeanors that are punishable by more than one year in prison.

Missouri--Data may include some appeal cases.

Nebraska--These may include a few misdemeanor cases.

⁶The criminal case unit of count is the number of Informations or Indictments.

⁷The criminal case unit of count is the number of Informations, Indictments, or complaints.

⁸The criminal case unit of count is the number of defendants on the Information, or Indictment.

⁹The criminal case unit of count is the number of defendants on the information, indictment, or complaint.

¹⁰The criminal case unit of count is the number of charges.

¹¹The criminal case unit of count is the case number assigned to the information, indictment, or complaint at arraignment.

¹²The criminal case unit of count is not consistent statewide.

TABLE 34: Misdemeanor caseload for trial courts, 1978.
 State adult population within unit of count groupings. Courts reporting misdemeanor caseload.
 Disposed and end pending as a percent of filed. Number and percent change in pending. Filed per
 100,000 adult population

State, court title, and unit of count	Adult population in thousands	Beginning			End		As percent of filed		Change in pending		Filed (disposed) per 100,000 population
		pending	Filed	Disposed	pending	Disposed	End pending	Number	Percent		
Informations, indictments, complaints											
Alaska--STATE TOTAL.....	263		14,807	1,195 ^P							5,630
Superior Court ⁶	--		96								37
District Court ⁷	--		13,479								5,125
Magistrates Court ⁷	--		1,232	1,195			97		(37)		468
Arkansas--STATE TOTAL.....	1,522	3,172 ^J	121,981 ^I	5,034 ^P	3,425 ^J		95 ^J	65 ^J	253 ^P	8 ^J	8,015 ^J
Circuit Court ⁶	--	3,172 ^J	5,287 ^J	5,034 ^J	3,425 ^J		95 ^J	65 ^J	253 ^J	8 ^J	3,471
Municipal Court ^{1,7}	--		112,768 ^I								7,409 ^I
City Court, Police Court, and Justice of the Peace Court ^{1,7}	--		3,926 ^I								258 ^I
Guam--Superior Court ⁷		137	414	345	206	83	50	69	50		
Illinois--Circuit Court ⁷	7,935	61,456 ^I	421,006 ^J	398,834 ^J	71,300 ^I	95 ^J		(22,172 ^J)			5,306 ^J
Indiana--STATE TOTAL.....	3,763	40,028 ^P	92,458 ^P	80,254 ^P	52,232 ^P	87 ^P	56 ^P			30 ^P	2,457 ^P
Superior Court and Circuit Court ⁷	--	5,669	16,717	14,739	7,647	88	46	1,978	35		444
County Court ⁷	--	10,054	36,129	32,348	13,835	90	38	3,781	38		960
Municipal Court of Marion County ⁷	--	24,297	39,597	33,159	30,735	84	78	6,438	26		1,052
Juvenile Court of Marion County ⁷	--	8 ^J	15 ^J	8 ^J	15 ^J	53 ^J	100 ^J	7 ^J	88 ^J		<1 ^J
Iowa--District Court ⁶	2,064		74,307	68,934		93		(5,373)			3,600
Kansas--District Court ⁷	1,695	3,993 ^J	14,193	14,819 ^J	4,082 ^J			89 ^J	2 ^J		837
Louisiana--City Court and Parish Court and Municipal Court ⁷	2,672		28,674 ^I	25,698 ^I		90 ^I		(2,976 ^I)			1,073 ^I
Massachusetts--STATE TOTAL.....	4,206		190,006 ^P								4,518 ^P
District Court ⁷	--		181,839 ^J								4,323 ^J
Housing Court ⁷	--		8,139								194
Juvenile Court ⁷	--		28								1
Missouri--Circuit Court and Court of Common Pleas.....	3,478			4,399 ^J							(126 ^J)
Nebraska--County Court ⁷	1,112	13,754	32,723	31,871	14,606	97	45	852	6		2,943
New Mexico--Magistrate Court ⁷	809		16,941								2,094
North Dakota--STATE TOTAL.....	455		16,204	13,274		82		(2,930)			3,561
District Court ⁶	--		22	26		118		(-4)			5
County Court with Increased Jurisdiction ⁷	--		11,784	9,469		80		(2,315)			2,590
County Justice Court ⁷	--		4,398	3,779		86		(619)			967
Oklahoma--District Court ⁶	2,028	18,508	36,069	35,091	19,486	97	54	978	5		1,779
Oregon--Justice Court ^{1,11}	1,760	1,552 ^I	7,638 ^I	6,571 ^I	2,619 ^I	86 ^I	34 ^I	1,067 ^I	69 ^I		434 ^I
Rhode Island--STATE TOTAL.....	678		26,039 ^P	26,954 ^P							3,841 ^P
Superior Court ⁶	--		494								73
District Court ⁷	--		25,545 ^J	26,954 ^J		106 ^J		(-1,409 ^J)			3,768 ^J
South Carolina--Magistrate Court ⁶	1,988		64,760								3,238
South Dakota--Circuit Court ^{1,6}	481			114,261 ^I							(23,755 ^I)
Tennessee--Circuit Court and Criminal Court ⁶	3,071		7,971								260
Utah--STATE TOTAL.....	830		27,435 ^J								3,305 ^J
Juvenile Court.....	--		287								35
City Court ⁷	--		9,168 ^J								1,105 ^J
Justice of the Peace Court.....	--		17,980 ^I								2,166 ^I
Vermont--STATE TOTAL.....	342	3,155	16,537	17,199	2,493	104	15	-662	-21		4,835
Superior Court ⁶	--	1	4	2	3	50	75	2	200		1
District Court ⁷	--	3,154	16,533	17,197	2,490	104	15	-664	-21		4,834
Wisconsin--Circuit Court and County Court ⁶	3,306	8,936	19,624	17,490	11,125	89	57	2,189	24		594
West Virginia--Magistrate Court ¹³	1,321		118,548 ^I	91,851 ^I		77 ^I		(26,697 ^I)			8,974 ^I
Number of defendants											
Arizona--STATE TOTAL.....	1,629	23,621 ^I	74,902 ^I	66,630 ^I	31,893 ^I	89 ^I	43 ^I	8,272 ^I	35 ^I		4,598 ^I
Superior Court ^{1,8}	--	288	568	600	256	106	45	-32	-11		35
Justice of the Peace ^{1,9}	--	2,891 ^I	20,362 ^I	18,042 ^I	5,211 ^I	89 ^I	26 ^I	2,320 ^I	80 ^I		1,250 ^I
Municipal Court ^{1,9}	--	20,442 ^I	53,972 ^I	47,988 ^I	26,426 ^I	89 ^I	49 ^I	5,984 ^I	29 ^I		3,313 ^I
California--STATE TOTAL.....	16,064		577,796	535,778		93		(42,018)			3,597
Justice Court ⁹	--		50,246	44,591		89		(5,655)			313
Municipal Court ⁹	--		527,550	491,187		93		(36,363)			3,284
Colorado--County Court ^{1,9}	1,908	12,484 ^J	27,073 ^J	25,273 ^J	14,284 ^J	93 ^J	53 ^J	1,800 ^J	14 ^J		1,419 ^J
Connecticut--Court of Common Pleas ⁹	2,269	16,610	87,311	85,338	18,583	98	21	1,973	12		3,848
District of Columbia--Superior Court ⁹	495	2,774	13,395	13,732	2,407	103	18	-367	-13		2,706
Florida--County Court ⁹	6,425		162,552	150,428		93		(12,124)			2,530
Georgia--STATE TOTAL.....	3,499	34,627 ^I	94,455 ^P	88,229 ^I	40,407 ^I			5,780 ^I	17 ^I		2,699 ^P
Superior Court ^{1,9}	--	9,572 ^I	15,730	14,938 ^I	9,918 ^I			346 ^I	4 ^I		450
State Court and County Court ⁹	--	24,796	73,402	68,000	30,198	93	41	5,402	22		2,098
Probate Court ⁹	--	259	5,323	5,291	291	99	5	32	12		152

State, court title, and unit of count	Adult population in thousands	Adult population in				As percent of filed		Change in pending		Filed (disposed) per 100,000 population
		Beginning pending	Filed	Disposed	End pending	Disposed	End pending	Number	Percent	
Number of defendants (continued)										
Hawaii--STATE TOTAL.....	626	538 ^P	308 ^P	17,153	560 ^P			22 ^P	4 ^P	(2,740)
Circuit Court ⁸	--	538	308	286	560	93	182	22	4	49
District Court ¹⁰	--	--	--	16,867	--	--	--	--	--	(2,694)
Idaho--STATE TOTAL.....	594	4,158	20,950	20,466	4,642	98	22	484	12	3,527
District Court ⁸	--	42	201	195	48	97	24	6	14	34
Magistrates Division ⁹	--	4,116	20,749	20,271	4,594	98	22	478	12	3,493
Maine--STATE TOTAL.....	768	730 ^P	1,979 ^P	22,736 ^I	627 ^P					258 ^P
Superior Court ⁹	--	730	1,979	2,082	627	105	32	-103	-14	258
District Court ⁷	--	--	--	12,654 ^I	--	--	--	--	--	(1,648 ^I)
Kentucky--District Court ⁹	2,441	--	171,769	146,215	--	--	--	(25,554)	--	7,037
Maryland--District Court ⁹	2,963	--	101,217	28 ^I	--	--	--	--	--	3,416
New York--STATE TOTAL.....	12,856	--	100,600 ^{IP}	--	--	--	--	--	--	783 ^{IP}
Criminal Court of the City of New York ¹	--	--	100,600 ^I	--	--	--	--	--	--	783 ^I
Town and Village Court ⁹	--	--	--	--	--	--	--	--	--	--
Ohio--STATE TOTAL.....	7,579	22,169 ^P	260,062 ^P	255,603 ^P	25,860 ^P	98 ^P	10 ^P	3,691 ^P	17 ^P	3,431 ^P
County Court ⁸	--	2,613	21,924	22,003	2,054	100	9	-559	-21	289
Municipal Court ⁸	--	19,556	238,138	233,600	23,806	98	10	4,250	22	3,142
Pennsylvania--Philadelphia										
Municipal Court ⁸	8,567	3,858	41,237	39,282	5,506	95	13	1,648	43	481
Texas--STATE TOTAL.....	8,994	191,991 ^{IJP}	1,011,442 ^I	827,363 ^{IJ}	190,246 ^{IJP}	82 ^{IJ}				11,246 ^I
District Court and Criminal										
District Court ⁸	--	6,012 ^I	7,478 ^I	6,108 ^I	7,382 ^I	82 ^I	99 ^I	1,370 ^I	23 ^I	83 ^I
County Court at Law and										
Constitutional County Court ^{1,9}	--	185,979 ^{IJ}	204,727 ^I	207,842 ^{IJ}	182,864 ^{IJ}	102 ^{IJ}	89 ^{IJ}	-3,115 ^{IJ}	-2 ^{IJ}	2,276 ^I
Municipal Court ^{1,9}	--	--	435,088 ^I	343,267 ^I	--	79 ^I	--	(91,821 ^I)	--	4,838 ^I
Justice of the Peace Court ^{1,9}	--	--	364,149 ^I	270,146 ^I	--	74 ^I	--	(94,003 ^I)	--	4,049 ^I
Virginia--Circuit Court ⁸	3,702	6,291	23,267	22,207	7,351	95	32	1,060	17	628
Washington--District Court and										
Justices of the Peace ⁹	2,709	--	70,311	--	--	--	--	--	--	2,595
Number of charges										
Delaware--STATE TOTAL.....	414	990 ^P	23,402 ^P	7,719 ^{IP}	1,130 ^P			140 ^P	14 ^P	5,653 ^P
Court of Common Pleas ¹⁰	--	990	6,534	6,394	1,130	98	17	140	14	1,578
Alderman's Court ¹⁰	--	--	--	1,325 ^I	--	--	--	--	--	(320 ^I)
Justice of the Peace Court ¹⁰	--	--	16,868	--	--	--	--	--	--	4,074
Puerto Rico--STATE TOTAL.....		18,333 ^J	50,285 ^J	53,636 ^J	14,982 ^J	107 ^J	30 ^J	-3,351 ^J	-18 ^J	
Superior Court ¹⁰	--	7,884 ^J	9,001 ^J	10,191 ^J	6,694 ^J	113 ^J	74 ^J	-1,190 ^J	-15 ^J	
District Court ¹⁰	--	10,449	41,284	43,445	8,288	105	20	-2,161	-21	
No consistent definition										
Minnesota--County Court ¹²	2,834	15,323	33,336	30,204	19,117	91	57	3,794	25	1,176
New Hampshire--STATE TOTAL.....	615	--	--	31,007 ^P	--	--	--	--	--	(5,042) ^P
District Court ¹²	--	--	--	30,120	--	--	--	--	--	(4,898)
Municipal Court ¹²	--	--	--	887	--	--	--	--	--	(144)

Note: All courts in Louisiana and Hawaii are displayed in the number of defendants grouping because this is the unit of count grouping for the general jurisdiction court in both of these states.
All available data are entered in the table and all appropriate calculations are included. Blank spaces indicate that either the data are not available or the calculations were not appropriate.

-- = Not applicable.

⁶The criminal case unit of count is the number of informations or indictments.

⁷The criminal case unit of count is the number of informations, indictments, or complaints.

⁸The criminal case unit of count is the number of defendants on the information, or indictment.

⁹The criminal case unit of count is the number of defendants on the information, indictment, or complaint.

¹⁰The criminal case unit of count is the number of charges.

¹¹The criminal case unit of count is the case number assigned to the information, indictment, or complaint at arraignment.

¹²The criminal case unit of count is not consistent statewide.

¹³The criminal case unit of count is the number of warrants issued.

¹Data are not complete:

Arizona--Justices of the Peace--No data were reported for six locations of this court.

Municipal Court--No data were available for five locations of the Municipal Courts.

Arkansas--Municipal Court--No data were available for seven towns; six months of data were available for twelve others.

City Court, Police Court, and Justice of the Peace Court--No data were available for forty-eight court locations; six months of data were available for six others.

Delaware--Alderman's Court--No data from the Laurel Alderman's Court are included.

Georgia--Superior Court--Pending and disposed data include only cases that were filed after July 1, 1970 when a new computerized information system was started.

(continued on next page)

TABLE 34: Misdemeanor caseload for trial courts, 1978. (continued)

Illinois--Pending data exclude misdemeanors for non-suburban Cook County, and all misdemeanor conservation violations.

Louisiana--Data were unavailable for two locations, and only sixty-six to seventy-five percent complete for five other locations.

Maine--District Court--Data were unavailable for the first half of the reporting period.

Maryland--District Court--Disposed data include adult offenses against juveniles in Montgomery County only.

New York--Criminal Court of the City of New York--One hundred and nine criminal cases could not be identified by type. Some of these cases may have been misdemeanors.

Oregon--Justice Court--No data were reported for fourteen of the forty-four court locations.

South Dakota--No data are included for the cases handled by lawyer magistrates or lay magistrate/clerks in this court.

Texas--Data reported for all courts are based on incomplete response from the various court locations. The response rates for the various courts were: District Court, and Criminal District Court--ninety-eight percent; Constitutional County Court and County Court at Law--ninety-seven percent; Municipal Court--ninety percent; and Justice of the Peace Court--seventy-seven percent.

Utah--Justice Court--Data were reported by only 161 of the 181 justices of the peace.

West Virginia--Only nine out of twelve monthly reports were received from the courts located in Lewis and Webster Counties.

JExplanation of data included in the category:

Arizona--Superior Court--Data given for misdemeanor cases also includes criminal appeals from lower courts and other nonfelony criminal cases.

Arkansas--Circuit Court-- Misdemeanor cases are generally appeals trial de novo from lower courts.

Colorado--Data include only those cases filed as misdemeanors, and not those filed as felonies but reduced to misdemeanors.

Illinois--Included with misdemeanor cases are ordinance violations, conservation violations, and felony preliminary hearing cases in Cook County.

Indiana--Juvenile Court of Marion County--These are misdemeanors committed against juveniles by adults.

Kansas--Data include some appeal cases.

Massachusetts--District Court--Data given for misdemeanor cases also include some felony cases. A maximum 5-year sentence may be given for these these felony cases. Cases include DWI/DUI and operating so as to endanger cases.

Missouri--Data may include some appeals cases.

Puerto Rico--Superior Court--The data given here also include appeals of misdemeanor cases filed in the court.

Rhode Island--District Court--Data given for misdemeanor cases include traffic cases that were not handled by the Administrative Adjudication Division of the Department of Transportation.

Texas--County Court at Law and Constitutional County Court--Pending and disposed data also include criminal appeal cases.

Utah--City Court--Data given for misdemeanor cases include state misdemeanors and preliminary hearings in felony cases.

PData were not available for all courts in the state.

TABLE 35: Combined felony and misdemeanor caseload, 1978.
 State adult population within unit of count groupings. Courts reporting felony, misdemeanor, or felony/
 misdemeanor caseload. Disposed and end pending as a percent of filed. Number and percent change in
 pending. Filed per 100,000 adult population

State, court title, and unit of count	Adult population In thousands	Beginning pending	Filed	Disposed	End pending	As percent of filed		Change in pending		Filed (disposed) per adult 100,000 population
						Disposed	End pending	Number	Percent	
Informations, indictments, complaints										
Alaska--STATE TOTAL.....	263	410 ^P	15,585	2,100 ^P	283 ^P			-127 ^P	-31 ^P	5,926
Superior Court.....	--	410 ^I	874	905 ^I	283 ^I			-127 ^I	-31 ^I	332
District Court.....	--		13,479							5,125
Magistrates Court.....	--		1,232	1,195				(37)		468
Arkansas--STATE TOTAL.....	1,522	8,958 ^P	130,978 ^I	13,260 ^P	9,982 ^P			1,024 ^P	11 ^P	8,606 ^I
Circuit Court.....	--	8,958 ^J	14,284 ^J	13,260 ^J	9,982 ^J	93 ^J	70 ^J	1,024 ^J	11 ^J	939 ^J
Municipal Court ^I	--		112,768 ^I							7,409 ^I
City Court and Police Court and Justice of the Peace Court ^I	--		3,926 ^I							258 ^I
Guam--Superior Court.....		340	685	593	432	87	63	92	27	
Illinois--Circuit Court.....	7,935	81,811 ^I	455,266 ^J	430,618 ^J	93,024 ^I	95 ^I		(24,648 ^J)		5,737 ^J
Indiana--STATE TOTAL.....	3,763	56,474	109,918	97,371	69,021	89	63	12,547	22	2,921
Superior Court and Circuit Court.....	--	21,375	32,253	30,020	23,608	93	73	2,233	10	857
Criminal Court of Marion County.....	--	740	1,924	1,836	828	95	43	88	12	51
County Court.....	--	10,054	36,129	32,348	13,835	90	38	3,781	38	960
Municipal Court of Marion County.....	--	24,297	39,597	33,159	30,735	84	78	6,438	26	1,052
Juvenile Court of Marion County.....	--	8 ^J	15 ^J	8 ^J	15 ^J	53 ^J	100 ^J	7 ^J	88 ^J	<1 ^J
Iowa--District Court.....	2,064	12,192 ^I	89,380 ^J	83,507 ^J	12,556 ^I	93 ^J		(5,873 ^J)		4,330 ^J
Kansas--District Court.....	1,695	7,919 ^J	25,211 ^J	25,051 ^J	8,079 ^J	99 ^J	32 ^J	160 ^J	2 ^J	1,487 ^J
Louisiana--STATE TOTAL.....	2,672		28,674 ^P	25,698 ^P				(2,976 ^P)		1,073 ^P
District Court ^d	--									
City Court and Parish Court and Municipal Court.....	--		28,674 ^I	25,698 ^I		90 ^I		(2,976 ^I)		1,073 ^I
Maryland--STATE TOTAL.....	2,963		131,859							4,450
Circuit Court.....	--		30,642	28,055		92		(2,587)		1,034
District Court ^d	--		101,217	28 ^I						3,416
Massachusetts--STATE TOTAL.....	4,206		190,006 ^J							4,517 ^P
Superior Court.....	--									
District Court.....	--		181,839 ^J							4,323 ^J
Boston Municipal Court.....	--									
Housing Court.....	--		8,139							194
Juvenile Court ^I	--		28							1
Missouri--Circuit Court and Court of Common Pleas.....	3,478		19,020 ^J	18,330 ^J		96 ^J		(690 ^J)		547 ^J
New Jersey--Superior Court (Law Division) and County Courts.....	5,265	29,947	24,311	22,926	31,332	94	129	1,385	5	462
North Dakota--STATE TOTAL.....	455		17,120	14,108		82		(3,012)		3,763
District Court.....	--		938	860		92		(78)		206
County Court with Increased Jurisdiction ^I	--		11,784	9,469		80		(2,315)		2,590
County Justice Court ^I	--		4,398	3,779		86		(619)		967
Oklahoma--District Court.....	2,028	44,498	58,234	55,588	47,144	95	81	2,646	6	2,871
Oregon--STATE TOTAL.....	1,760	5,950 ^I	23,735 ^I	21,544 ^I	8,141 ^I	91 ^I	34 ^I	2,191 ^I	37 ^I	1,349 ^I
Circuit Court ^d	--	4,398	16,097	14,973	5,522	93	34	1,124	26	915
Justice Court ^d	--	1,552 ^I	7,638 ^I	6,571 ^I	2,619 ^I	86 ^I	34 ^I	1,067 ^I	69 ^I	434 ^I
Rhode Island--STATE TOTAL.....	678		28,435	26,954 ^P						4,194
Superior Court.....	--		2,890							426
District Court.....	--		25,545 ^J	26,954 ^J		106 ^J		(-1,409 ^J)		3,768 ^J
South Carolina--STATE TOTAL.....	1,988	9,232 ^P	95,068	30,868 ^P	8,672 ^P			-560 ^P	-6 ^P	4,782
Circuit Court, County Court, and Civil and Criminal Court.....	--	9,232	30,308	30,868	8,672	102	29	-560	-6	1,525
Magistrate Court.....	--		64,760							3,258
South Dakota--Circuit Court ^I	481			116,399 ^I						(24,199 ^I)
Tennessee--Circuit Court and Criminal Court.....	3,071		28,148							917
Utah--STATE TOTAL.....	830		30,247 ^I							3,644 ^I
District Court.....	--		2,812							339
Juvenile Court.....	--		287							35
City Court.....	--		9,168 ^J							1,105 ^J
Justice of the Peace Court.....	--		17,980 ^I							2,166 ^I
Vermont--STATE TOTAL.....	342	4,210	19,223	19,997	3,436	104	18	-774	-18	5,621
Superior Court.....	--	26	37	40	23	108	62	-3	-12	11
District Court.....	--	4,184	19,186	19,957	3,413	104	18	-771	-18	5,610
West Virginia--Magistrate Court ^d	1,321		118,548 ^I	91,851 ^I		77 ^I		(26,697 ^I)		8,974 ^I
Wisconsin--Circuit Court and County Court.....	3,306	17,141	35,479	31,596	21,132	89	60	3,991	23	1,073
Wyoming--District Court.....	293	604	1,404	1,355	653	97	47	49	8	479

(continued on next page)

State, court title, and unit of count	Adult population		As percent of filed				Change in pending		Filed (Dis-posed) per adult 100,000	
	In thousands	Beginning pending	Filed	Disposed	End pending	Disposed	End pending	Number		Percent
Number of charges										
Puerto Rico--STATE TOTAL.....		28,601J	60,497J	65,882J	23,203J	109J	38J	-5,398J	-19J	
Superior Court.....		18,152J	19,213J	22,437J	14,915J	117J	78J	-3,237J	-18J	
District Court.....		10,449	41,284	43,445	8,288	105	20	-2,161	-21	
No consistent definition										
Minnesota--County Court.....	2,834	15,323P	33,336P	30,204P	19,117P	91P	57P	3,794P	25P	1,176P
New Hampshire--STATE TOTAL.....	615	2,966P	3,895P	35,168	2,700P					633P
Superior Court.....	--	2,966	3,895	4,161	2,700	107	69	-266	-9	633
District Court.....	--	--	--	30,120	--	--	--	--	--	(4,898)
Municipal Court.....	--	--	--	887	--	--	--	--	--	(144)
North Carolina--Superior Court.....	3,933	10,694P	30,576P	29,113P	12,157P	95P	40P	1,463P	14P	777P

Note: All available data are entered in the table and all appropriate calculations are included. Blank spaces indicate that either the data are not available or the calculations were not appropriate.

-- = Not applicable.

^dCase definition or unit of count:

Delaware--Court of Common Pleas, Justice of the Peace Court, and Alderman's Court--The unit of count is the number of charges.
Hawaii--District Court--The unit of count is the number of charges.
Louisiana--District Court--The unit of count is the number of defendants on the information or indictment.
Maine--District Court--The unit of count is the number of Informations, Indictments, or complaints.
Maryland--District Court--The unit of count is the number of defendants on the information, indictment, or complaint.
Nebraska--County Court--The unit of count is the number of Informations, Indictments, or complaints.
New Mexico--Magistrate Court--The unit of count is the number of Informations, Indictments, or complaints.
Oregon--All courts--The unit of count is the case number assigned to the information, indictment, or complaint at arraignment.
West Virginia--The unit of count is the number of warrants issued.

Data are not complete:

Alaska--Superior Court--Disposed and pending cases do not include misdemeanors; they include felony cases only.
Arizona--Justices of the Peace--No data were reported for six court locations.
 Municipal Court--No data were available for five locations of the Municipal Court.
Arkansas--Municipal Court--No data were available for seven counties; six months of data were available for six others.
 City Court, Police Court, and Justice of the Peace Court--No data were available for forty-eight court locations; six months of data were available for six others.
Delaware--Alderman's Court--No data from the Laurel Alderman's Court are included.
Georgia--Superior Court--Pending and disposed data include only cases that were filed after July 1, 1970 when a new computerized information system was started.
Illinois--Pending data exclude misdemeanor conservation violations and misdemeanors in non-suburban Cook County.
Iowa--Pending data do not include misdemeanor cases.
Louisiana--Data were unavailable for two locations, and only sixty-six to seventy-five percent complete for five other locations.
Maine--District Court--Data were unavailable for the first half of the reporting period.
Maryland--District Court--Dispositions include adult offenses against juveniles in Montgomery County only.
Michigan--Circuit Court--Data were unavailable for seven counties.
Missouri--Magistrate Court--These data do not include misdemeanor cases.
Nevada--Data were available for the court located in the Second District (Washoe County), only. This county contains approximately twenty-five percent of the total state population.
New York--Supreme Court and County Court--Pending data do not include felony/misdemeanor indictments outside New York City.
 Criminal Court of the City of New York--One hundred and nine cases could not be identified by case type.

Oregon--Justice Court--No data were reported for fourteen of the forty-four court locations.

South Dakota--No data were included for cases handled by lawyer magistrates or lay magistrate/clerks in this court.

Texas--Data reported for all courts are based on incomplete responses from the various court locations. The response rates for the various courts were: District Court, Criminal District Court, Domestic Relations Court, and Juvenile Court--ninety-eight percent; Constitutional County Court and County Court at Law--ninety-seven percent; Municipal Court--ninety percent; and Justice of the Peace Court--seventy-seven percent.

Utah--Justice Court--Data were reported by only 161 out of 181 Justices of the peace.

West Virginia--Only nine out of twelve monthly reports were received from Lewis and Webster counties.

Explanation of data included in the category:

Arkansas--Circuit Court--Misdemeanor cases are generally appeals trial de novo from lower courts.
Colorado--District Court--Data reported include cases filed as felonies but reduced to misdemeanors.
 County Court--Data reported include only those cases filed as misdemeanors, and not those filed as felonies but reduced to misdemeanors.
Delaware--Superior Court--The data reported here also include appeals that are tried de novo.
Illinois--Misdemeanor cases include ordinance violation, conservation violation, and felony preliminary hearing cases in the Circuit Court of Cook County.
Indiana--Juvenile Court of Merion County--The cases reported are misdemeanors committed against juveniles by adults.
Iowa--Criminal appeals handled by the court are included in the data.
Kansas--Data include appeal cases.
Massachusetts--District Court--Data given for misdemeanor cases also include some felony cases.
Missouri--Circuit Court and Court of Common Pleas--Data reported here include criminal appeals in addition to the felony and misdemeanor cases.
Pennsylvania--Court of Common Pleas--Data are included for criminal appeals cases that are tried de novo, in addition to felony and misdemeanor cases.
Puerto Rico--Superior Court--The data given here include criminal appeals of felony and misdemeanor cases.
Rhode Island--District Court--Data given include traffic cases that were not handled by the Administrative Adjudication Division of the Department of Transportation.
Texas--County Court at Law and Constitutional County Court--Pending and disposed data also include criminal appeal cases that could not be separated from the other data.
Utah--City Court--Data given for misdemeanor cases include state misdemeanors and preliminary hearing in felony cases.

TABLE 36: Ordinance violation caseload for trial courts, 1978.
 State adult population within unit of count groupings. Courts reporting ordinance violation caseload.
 Disposed and end pending as a percent of filed. Number and percent change in pending. Filed per
 100,000 adult population

State, court title, and unit of count	Adult population in thousands	Beginning pending	As percent of filed			Change in pending		Filed (dis- posed) per 100,000 population		
			Filed	Disposed	End pending	End Disposed	End pending		Number	Percent
Informations, Indictments, complaints										
Illinois--Circuit Court ⁷	7,935		62,709	57,889		92		(4,820)	790	
Iowa--District Court ⁶	2,064	32,258	67,373	55,366	44,265	82	66	12,007	37	3,264
Louisiana--City Court, Parish Court, and Municipal Court ⁷	2,672		90,190 ¹	71,284 ¹		79 ¹		(18,906 ¹)		3,375 ¹
Nebraska--County Court ⁷	1,112	1,312	8,304	8,373	1,243	101	15	-69	-5	747
Oregon--Municipal Court ^{1,11}	1,760	5,821 ⁱ	21,206 ¹	20,375 ¹	6,652 ¹	96 ¹	31 ¹	831 ¹	14 ¹	1,205 ¹
Utah--City Court ⁷	830		20,078							2,419
Number of defendants										
California--STATE TOTAL.....	16,064		53,491	43,632		82		(9,859)		333
Municipal Court ⁹	--		48,572	39,395		81		(9,177)		302
Justice Court ⁹	--		4,919	4,237		86		(682)		31
District of Columbia--Superior Court ⁹	495	383	3,252	3,321	314	102	10	-69	-18	657
Florida--County Court ⁹	6,425		71,641	57,362		80		(14,279)		1,115
Michigan--STATE TOTAL.....	6,386	25,989 ⁱ	188,291 ¹	181,174 ¹	33,106 ¹	96 ¹	18 ¹	7,117 ¹	27 ⁱ	2,948 ¹
District Court ⁹	--	14,977 ¹	82,249 ¹	83,619 ¹	13,607 ¹	102 ¹	17 ¹	-1,370 ¹	9 ⁱ	1,288 ¹
Common Pleas Court of Detroit ^{1,9}	--	6,916	89,036	80,459	15,493	90	17	8,577	124 ^j	1,394
Municipal Court ⁹	--	4,096	17,006	17,096	4,006	101	24	-90	-2	266
New York--STATE TOTAL.....	12,856		471,457 ^p							3,667 ^p
District Court and City Court ⁹	--									
Criminal Court of the City of New York ⁹	--		471,457							3,667
Pennsylvania--District Justice Court ⁹	8,567		227,824	188,528		83		(39,296)		2,659
Washington--Municipal Court ⁹	2,709		47,160							1,741
Number of charges										
Hawaii--District Court ¹⁰	626	900	20,856	18,888	2,868	91	14	1,968	219	3,332
Puerto Rico--District Court ¹⁰		97	270	318	49	118	18	-48	-49	
No consistent definition										
Minnesota--County Court ¹²	2,834	1,396	1,335	2,349	1,268	176	95	-128	-9	47

Note: All available data are entered in the table and all appropriate calculations are included. Blank spaces indicate that either the data are not available or the calculations were not appropriate.

¹Data are not complete:

Louisiana--Data were unavailable for two court locations, and only sixty-six to seventy-five percent complete for five other locations.

Michigan--District Court--Data were unavailable for nine courts.

Oregon--Data were reported for only 108 locations of the Municipal Court.

^jExplanation of data included in the category:

Michigan--Common Pleas Court of Detroit--The large increase in the number of these cases pending at the end of the year in this court may be attributed to a change in ordinance violation jurisdiction from the Recorder's Court of Detroit to the Common Pleas Court of Detroit.

^pData were not available for all courts in the state.

⁶The criminal case unit of count is the number of informations or indictments.

⁷The criminal case unit of count is the number of informations, indictments, or complaints.

⁸The criminal case unit of count is the number of defendants on the information or indictment.

⁹The criminal case unit of count is the number of defendants on the information, indictment, or complaint.

¹⁰The criminal case unit of count is the number of charges.

¹¹The criminal case unit of count is the case number assigned to the information, indictment, or complaint at arraignment.

¹²The criminal case unit of count is not consistent statewide.

TABLE 37: Preliminary hearing caseload for trial courts, 1978.
 State adult population within unit of count groupings. Courts reporting preliminary hearing caseload.
 Disposed and end pending as a percent of filed. Number and percent change in pending. Filed per
 100,000 adult population

State, court title, and unit of count	Adult population in thousands	Beginning pending	Filed	Disposed	End pending	As percent of filed		Change in pending		Filed (disposed) per 100,000 adult population
						Disposed	End pending	Number	Percent	
Informations, indictments, complaints										
Alaska--STATE TOTAL.....	263	510 ^P	1,588	1,410	654 ^P	89		(178)		604
District Court ⁷	--	510	1,451	1,307	654	90	45	144	28	552
Magistrates Court ⁷	--	--	137	103		75		(34)		52
Indiana--STATE TOTAL.....	3,763	294 ^P	5,267 ^P	4,931 ^P	630 ^P	94 ^P	12 ^P	336 ^P	114 ^P	140 ^P
Superior Court and Circuit Court ⁷	--	39	807	792	54	98	7	15	38	21
County Court ⁷	--	255	4,460	4,139	576	95	13	321	126	119
Iowa--District Court ⁶	2,064	3,846	20,271	19,812	3,743	98	18	-103	-3	982
Missouri--STATE TOTAL.....	3,478	--	26,543	22,055	--	83		(4,488)		763
Magistrate Court ⁶	--	--	22,977	19,223	--	84		(3,754)		661
St. Louis Court of Criminal Correction ⁷	--	--	3,566	2,832	--	79		(734)		103
Nebraska--County Court ⁷	1,112	4,823	4,249	4,091	4,981	96	117	158	3	382
New Mexico--Magistrate Court ⁷	809	--	9,288	--	--	--	--	--	--	1,148
North Dakota--STATE TOTAL.....	455	--	1,480	1,194	--	81		(286)		325
County Court with Increased Jurisdiction ⁷	--	--	1,169	940	--	80		(229)		257
County Justice Court ⁷	--	--	311	254	--	82		(57)		68
Oregon--District Court ¹¹	1,760	897	9,220	9,108	1,009	99	11	112	12	524
Rhode Island--District Court ⁷	678	--	5,912	7,192	--	122		(-1,280)		872
South Carolina--Magistrate Court ⁶	1,988	--	14,199	14,091	--	99		(108)		714
Utah--Justice Court ^{1,7}	830	--	288 ¹	--	--	--	--	--	--	35 ¹
West Virginia--Magistrate Court ¹³	1,321	--	11,123 ¹	9,042 ¹	--	81 ¹		(2,081 ¹)		842 ¹
Number of defendants										
Arizona--Justices of the Peace ^{1,9}	1,629	2,154 ¹	15,883 ¹	15,146 ¹	2,891 ¹	95 ¹	18 ¹	737 ¹	34 ¹	975 ¹
California--STATE TOTAL.....	16,064	--	105,315	91,638	--	87		(13,677)		656
Justice Court ⁹	--	--	8,335	7,199	--	86		(1,176)		52
Municipal Court ⁹	--	--	96,980	84,479	--	87		(12,501)		604
Colorado--County Court ⁹	1,098	0	16,005	16,005	0	100	0	0	0	1,458
District of Columbia--Superior Court ⁹	495	148	6,576	6,460	264	98	4	116	78	1,328
Idaho--Magistrates Division ⁹	594	1,655	5,357	4,984	2,028	93	38	373	23	902
Kentucky--District Court ⁹	2,441	--	21,959	18,655	--	85		(3,304)		900
New York--STATE TOTAL.....	12,856	--	83,700 ¹	--	--	--	--	--	--	651 ¹
Criminal Court of the City of New York ⁹	--	--	83,700 ¹	--	--	--	--	--	--	651 ¹
District Court and City Court ⁹	--	--	--	--	--	--	--	--	--	--
Ohio--STATE TOTAL.....	7,579	3,643	41,626	40,693	4,540	98	11	897	25	549
County Court ⁸	--	608	3,375	3,642	318	108	9	-290	-48	44
Municipal Court ⁸	--	3,035	38,251	37,051	4,222	97	11	1,187	39	505
Pennsylvania--STATE TOTAL.....	8,567	1,076 ^P	101,292 ^P	94,880 ^P	1,047 ^P	94 ^P	1 ^P	-29 ^P	-3 ^P	1,182 ^P
Philadelphia Municipal Court ⁸	--	1,076	10,954	10,983	1,047	100	10	-29	-3	128
District Justice Court ⁹	--	--	90,338	83,897	--	93		(6,441)		1,054
Washington--District Court ⁹	2,709	--	7,524	--	--	--	--	--	--	278
Number of charges										
Delaware--Justice of the Peace Court ¹⁰	414	--	1,247	--	--	--	--	--	--	301
Hawaii--District Court ¹⁰	626	--	--	783	--	--	--	--	--	(125)
Puerto Rico--TOTAL.....	--	10,286 ^P	15,812 ^P	16,274 ^P	9,824 ^P	103 ^P	62 ^P	-46 ^P	-4 ^P	--
Superior Court ¹⁰	--	58	731	646	143	88	20	85	147	--
District Court ¹⁰	--	10,228	15,081	15,628	9,681	104	64	-547	-5	--
No consistent definition										
New Hampshire--STATE TOTAL.....	615	--	--	3,139	--	--	--	--	--	(510)
District Court ¹²	--	--	--	3,052	--	--	--	--	--	(496)
Municipal Court ¹²	--	--	--	87	--	--	--	--	--	(14)

Note: All available data are included in the table and all appropriate calculations are included. Blank spaces indicate that either the data are not available or the calculations were not appropriate.

-- Not applicable.

¹Data are not complete:

- Arizona--Incomplete data were reported for six court locations.
- New York--Criminal Court of the City of New York--One hundred nine cases could not be identified by case type.
- Utah--Data were submitted by 161 of the 181 justices of the peace.
- West Virginia--Nine out of twelve reports were received from Lewis and Webster counties.

^PData were not available for all courts in the state.

⁶The criminal case unit of count is the number of informations or indictments.

⁷The criminal case unit of count is the number of informations, indictments, or complaints.

⁸The criminal case unit of count is the number of defendants on the information or indictment.

⁹The criminal case unit of count is the number of defendants on the information, indictment, or complaint.

¹⁰The criminal case unit of count is the number of charges.

¹¹The criminal case unit of count is the case number assigned to the information, indictment, or complaint at arraignment.

¹²The criminal case unit of count is not consistent statewide.

¹³The criminal case unit of count is the number of warrants issued.

TABLE 38: Criminal appeals caseload for trial courts, 1978.
 State adult population within unit of count groupings. Courts reporting criminal appeals caseload.
 Disposed and end pending as a percent of filed. Number and percent change in pending. Filed per
 100,000 adult population

State, court title, and unit of court	Adult population in thousands	Beginning pending	Filed	Disposed	End pending	As percent of filed		Change in pending		Filed (disposed per 100,000 adult population)
						End Disposed	End pending	Number	Percent	
Informations, indictments, complaints										
Alaska--Superior Court ⁶	263		151							57
Kansas--District Court ⁷	1,695		715							42
Maryland--Circuit Court ⁶	2,963		4,595	4,076		89		(519)		155
Massachusetts--District Court ⁷	4,206		18,995							452
New Jersey--County Court ⁶	5,265	580	2,554	2,486	648	97	25	68	12	49
North Dakota--District Court ⁶	455		56	76		136		(-20)		12
Oklahoma--District Court ⁶	2,028	1,067	589	467	1,189	79	202	122	11	29
Rhode Island--Superior Court ⁶	678		291							43
Utah--District Court ⁷	830		632	614		97		(18)		76
Number of defendants										
Arizona--Superior Court ⁹	1,629	545	2,290	2,384	451	104	20	-94	-17	141
California--Superior Court ⁸	16,064		2,708	2,366		87		(342)		17
Colorado--District Court and Denver Superior Court ⁸	1,908		399							21
Connecticut--Superior Court ⁸	2,269	50	60	47	63	78	105	13	26	3
Florida--Circuit Court ⁹	6,425		640	479		75		(161)		10
Idaho--District Court ⁸	594	56	67	65	58	97	87	2	4	11
Kentucky--Circuit Court ⁸	2,441		396	309		78		(87)		16
Michigan--Circuit Court ⁹	6,386	271 ⁱ	360 ⁱ	277 ⁱ	354 ⁱ	77 ⁱ	98 ⁱ	83 ⁱ	31 ⁱ	6 ⁱ
Nebraska--District Court ⁶	1,112	1,266 ^j	2,253 ^j	1,520 ^j	1,999 ^j	67 ^j		733 ^j	58 ^j	203 ^j
Pennsylvania--Court of Common Pleas ⁸	8,567	2,126	11,387	10,706	2,807	94	25	681	32	133
Texas--County Court at Law and Constitutional County Court ^{i,9}	8,994		65,762 ^l							73 ^l
Washington--Superior Court ⁸	2,709		3,110							115
Number of charges										
Delaware--Superior Court ⁸	414		269							65
Puerto Rico--Superior Court ^{10,j}										
No consistent definition										
New Hampshire--Superior Court ¹²	615	2,517	3,241	2,417	3,341	75	103	824	33	527
North Carolina--Superior Court ¹²	3,933	7,754	22,702	21,684	8,772	96	39	1,018	13	577

Note: All available data are entered in the table and all appropriate calculations are included. Blank spaces indicate that either the data are not available or the calculations were not appropriate.

-- = Not applicable.

ⁱData are not complete:

Michigan--Data were unavailable from seven counties.

Texas--The figure reported here is based on less than complete reporting of data by this court. Approximately ninety-seven percent of the total monthly reports possible were received.

^jExplanation of data included in the category:

Nebraska--The data reported include both civil and criminal appeals; however, the majority are criminal.

Puerto Rico--Appeals data for the Puerto Rico Superior Court are included by case category in the court profile, but could not be separated out for inclusion in this chart.

⁶The criminal case unit of count is the number of informations or indictments.

⁷The criminal case unit of count is the number of informations, indictments, or complaints.

⁸The criminal case unit of count is the number of defendants on the information or indictment.

⁹The criminal case unit of count is the number of defendants on the information, indictment, or complaint.

¹⁰The criminal case unit of count is the number of charges.

¹²The criminal case unit of count is not consistent statewide.

TABLE 39: Criminal disposition types for trial courts, 1978.
 State adult population within unit of count groupings. Courts reporting criminal disposition types. Pleas, total convictions, trial convictions, acquitted, nolle prosequi, and dismissed. Each disposition type as a percent of criminal dispositions

State, court title, and unit of count	Total criminal dispositions	Plea			Trial conviction			Total conviction			Acquittal			Nolle prosequi			Dismissal		
		Total trials	Number	As percent of dis-posed	Number	As percent of dis-posed	Number	As percent of dis-posed	Number	As percent of dis-posed	Number	As percent of dis-posed	Number	As percent of dis-posed	Number	As percent of dis-posed	Number	As percent of dis-posed	
																			As percent of dis-posed
Informations, indictments, complaints																			
Alaska--Superior Court.....	905	166	420	46	108	12	65	528	58	44	5	233	26						
Indiana--Criminal Court of Marion County.....	1,836	212	1,057	58								373	20						
Kansas--District Court.....	25,051	2,116	13,979	56	1,049	4	50	15,028	60	360	1	8,374	33						
Missouri--Circuit Court and Court of Common Pleas.....	18,330	3,824	9,580	51								2,063	11						
New Jersey--STATE TOTAL	321,688	3,518P	12,500P		1,441P			13,941P		1,069P		7,769P							
Superior Court (Law Division) and County Court.....	22,926	2,822	12,500	55	1,441	6	51	13,941	61	1,069	5	7,769	34						
County District Court.....	3,305	496																	
Municipal Court.....	295,457																		
North Dakota--District Court.....	987	370	131	13	370	37	100	501	51	0	0	159	16						
Oklahoma--District Court.....	20,497	2,266	9,712	47								6,680	33						
Tennessee--Circuit Court and Criminal Court.....	29,391	2,857	17,075	58	2,093	7	73	19,168	65	774	3	2,502	9						
Utah--STATE TOTAL	26,363	4,387	10,745	41								2,558	9						
District Court.....	2,691	566	1,604	60								5,965	23						
City Court.....	23,672	3,821	9,141	39								5,211	19						
Vermont--STATE TOTAL	19,997	222	14,281	71								4,554	23						
Superior Court.....	401	101	71	18								0	0						
District Court.....	19,597	212	14,275	72								4,594	23						
Wyoming--District Court.....	1,355	312	600	44								678	3						
Number of defendants																			
Alabama--Circuit Court.....	23,273	6,370	7,169	32								2,332	17						
Arizona--Superior Court.....	13,671	1,578	410,456	57	16,933	2	22	427,389	59	5,341	2	497	4						
California--STATE TOTAL	720,051	75,325	35,787	73	5,912	12	79	41,699	85	152,509	21	152,509	21						
Superior Court.....	49,003	7,493	35,787	73	2,040	4	31	27,825	50	5,287	11	5,287	11						
Justice Court.....	55,987	6,643	25,785	46	8,981	1	15	357,865	58	8,275	15	8,275	15						
Municipal Court.....	615,061	61,189	348,884	57	2,781	73	2	2,854	76	136,947	23	136,947	23						
Connecticut--Superior Court.....	3,750	406	2,781	74	273	8	67	2,401	69	159	4	159	4						
Delaware--Superior Court.....	3,470	406	2,128	61								855	25						
District of Columbia--Superior Court.....	20,817	1,497	6,646	32	874	4	58	7,520	36	377	2	4,253	20						
Florida--STATE TOTAL	289,859	14,578	112,499	39	7,280	3	50	120,779	41	5,341	2	80,943	28						
Circuit Court.....	82,069	4,292	17,839	22	2,375	3	55	1,357	2	1,357	2	31,091	38						
County Court.....	207,790	10,286	94,660	46	4,905	2	48	3,984	2			49,852	24						
Georgia--STATE TOTAL	126,485	6,381	78,133	62								27,398	22						
Superior Court.....	52,412	3,516	33,572	64								12,258	23						
State Court and County Court.....	68,759	2,858	42,928	62								14,689	21						
Probate Court.....	5,314	7	1,633	31								411	8						
Hawaii--STATE TOTAL	37,487	316P	642P					8,658P		1,971	5	6,029	16						
Circuit Court.....	35,755	316	642	37								324	19						
District Court.....	55,512	3,340	18,998	34	1,984	4	59	8,658	24	1,647	5	5,775	16						
Illinois--Circuit Court.....	369,712	18,241	88,789	47								15,084	27						
Michigan--STATE TOTAL	19,094	1,525	9,032	47								44,115	12						
Circuit Court.....	80,459	1,386	6,878	33								3,068	16						
Common Pleas Court of Detroit.....	20,876	1,908	6,878	33								4,488	6						
Municipal Court.....	249,283	13,422	72,878	29								3,815	18						
District Court.....												32,744	13						

Montana--District Court.....	2,442	1,465	60	122	5	56P	193,749P	52P	49	2	488
New York--STATE TOTAL.....	375,588P	6,107P	190,344P	3,405P	<1P	2,421P	2,421P	79	961	3	141,520P
Supreme Court and County Court.....	35,387	3,463	24,192	2,221	7	64	26,413	79	961	3	6,015
Criminal Court of the City of New York.....	218,623	969	101,628	307	<1	32	101,935	47	662	<1	88,217
District Court and City Court.....	123,578	1,675	64,524	877	<1	52	65,401	53	798	<1	47,290
Ohio--STATE TOTAL.....	286,206P	18,924P	150,427P	3,531P							38
Court of Common Pleas.....	30,603	3,944	17,767	98							13P
County Court.....	22,003	2,029	9,209	42							3,885
Municipal Court.....	233,600	12,951	123,451	53							1
Pennsylvania--STATE TOTAL.....	448,960P	56,067P	207,005P	461P							16
Court of Common Pleas.....	54,343	7,905	23,471	43							1
Philadelphia Municipal Court.....	29,005	3,793	2,525	9							15
District Justice Court.....	365,612	44,369	181,003	90							355P
Texas--STATE TOTAL.....	903,950	116,353	442,111	49							16
District Court and Criminal Court.....	82,695	4,121	46,555	56							45
County Court at Law and Constitutional County Court.....	207,842	3,254	79,505	38							11
Municipal Court.....	343,267	63,740	163,321	48							2
Justice of the Peace Court.....	270,146	45,238	152,730	57							1
Virginia--Circuit Court.....	50,539	15,559	20,727	41							1
Number of charges											
Puerto Rico--STATE TOTAL.....	66,846P	13,841P	20,658P	31P							27
Superior Court.....	23,083	4,667	7,686	33							1
District Court.....	43,763	9,174	12,972	30							1
No consistent definition											
Minnesota--STATE TOTAL.....	40,691	3,160	24,741	61							23
District Court.....	10,487	763	7,252	69							24
County Court.....	30,204	2,397	17,489	98							22
New Hampshire--Superior Court.....	6,578	620	2,897	44							20
North Carolina--STATE TOTAL.....	379,702	36,738P	146,374P	39							82,218
Superior Court.....	29,113	15,707	15,707	54							9,801
District Court.....	350,589	36,738	130,667	37							72,417

Note: All available data are entered in the table and all appropriate calculations are included. Blank spaces indicate that either the data are not available or the calculations were not appropriate.

-- = Not applicable.

bParticular court or reporting system information:

The numbers of dispositions reported for Georgia courts in this table are different from those reported in the rest of this report. Georgia defines a case differently when counting types of dispositions than it does when counting filings or total dispositions. The total disposition figures used here are the sums of the numbers of cases given under each type of disposition.

dCase definition or unit of count:

Hawaii--District Court--The unit of count is the number of charges.
 Alaska--Superior Court--Data are given for felony cases only.
 Arizona--Data do not include postconviction remedy cases.
 California--Superior Court--Data are given for felony cases only.
 Connecticut--Superior Court--Data are given for felony and misdemeanor cases only.
 District of Columbia--Data include felony, misdemeanor, and ordinance violation cases only.
 Florida--Circuit Court--Data are given for felony cases only.
 Georgia--Superior Court--Data are given for cases filed after June 30, 1970 only.
 Hawaii--District Court--Data do not include preliminary hearing cases.
 Illinois--Data are given for felony cases only.
 Michigan--Circuit Court--Data were unavailable from seven counties which represent at least thirty-three percent of the grand total filings.
 District Court--Data were unavailable from nine locations which represent ten percent of the grand total filings.
 Minnesota--County Court--Data are given for misdemeanor cases only.
 New York--Criminal Court of the City of New York--Data do not include summons ordinance violations.
 North Carolina--Superior Court--Data are given for felony cases only.
 Ohio--County Court and Municipal Court--Data given do not include preliminary hearing cases.

Oklahoma--Figures reported are for felonies only. Dismissal figures include dismissals by the state only.

Pennsylvania--Court of Common Pleas--Data include felony/misdemeanor cases only.
 Philadelphia Municipal Court--Data are given for misdemeanor "criminal" cases only.
 Puerto Rico--District Court--All data include misdemeanor and ordinance violation cases only. The total trials figure was estimated by adding the trial convictions and trial acquittals.

Texas--All Courts--Data contained in this table are based on an incomplete number of monthly reports received for all courts. The reporting rates for the various courts were: District Court and Criminal District Court--ninety-eight percent; County Court at Law and Constitutional County Court--ninety-seven percent; Municipal Court--ninety percent; Justice of the Peace Court--seventy-seven percent. District Court and Criminal District Court--Data include felony/misdemeanor cases only.

Utah--Superior Court--Data include felony/misdemeanor cases only.

Vermont--Superior Court--Data include felony and misdemeanor cases only.

JExplanation of data included in the category:

Arizona--Nolle prosequi data include some dismissals.
 Florida--Some dismissals are included with acquittals.
 Georgia--Dismissal data are included with the nolle prosequi data.
 Illinois--The dismissal figure includes cases reduced to misdemeanor. The total dispositions figure does not include defendants who were convicted of misdemeanors.
 New York--The total trials data are based on a defendant count, not the trial count reported in the state profile. This reporting makes the trial data comparable with the other data presented in this table.
 Tennessee--The number of dispositions and the number of trials are estimated from the criminal disposition breakdown data.
 PDData were not available for all courts in the state.

TABLE 40: Criminal jury and non-jury trial dispositions by case type, 1978.
 State and court. Criminal case types. Jury trial definition. Dispositions per case type,
 number of trials, trials as a percent of dispositions, number of jury trials, jury trials as a
 percent of dispositions and of trials

State, Court Title and Unit of Court	Case Type							Jury/ trial defini- tion	Number of disposi- tions per case type	Number of trials	Trials as a percent of dispo- sitions	Number of jury trials	Jury trials as a percent of dispo- sitions	Jury trials as a percent of trials
	Felony	Misdemeanor	Preliminary hearing	Ord violation	Appeal	Extraordinary writ	Other							
Informations, indictments, or complaints														
Alaska:														
Superior Court.....	+	-	-	-	-	-	-	A	905	166	18	156	17	94
District Court.....	-	+	-	-	-	-	-	A	19,788 ^j	1,258 ^j	6 ^j	749 ^j	4 ^j	60 ^j
Indiana:														
Superior and Circuit Court.....	+	+	-	-	-	-	-	A	30,020	4,858	16	745	2	15
Criminal Court of Marion County....	+	+	-	-	-	-	-	A	1,836	212	12	132	7	62
County Court.....	-	+	-	-	-	-	-	A	32,348	3,662	11	112	<1	3
Municipal Court of Marion County....	-	+	-	-	-	-	-	A	33,159	5,156	16	129	<1	3
Juvenile Court of Marion County....	-	+	-	-	-	-	-	A	8	5	63	0	0	0
Iowa:														
District Court.....	+	-	-	-	+	-	-	C	14,573	1,612	11	591	4	37
	-	+	-	-	-	-	-	C	68,934	6,786	10	275	<1	4
	-	-	-	+	-	-	-	C	55,366	4,105	7	31	<1	<1
Kansas:														
District Court.....	+	-	-	-	+	-	-	C	10,232	707	7	470	5	66
	-	+	-	-	+	-	-	C	14,819	1,409	10	580	4	41
Maine:														
Superior Court.....	+	+	-	+	-	-	+	F	7,358 ^j	741 ^j	10 ^j	507 ^j	7 ^j	68 ^j
District Court.....	+	+	-	-	-	-	-	--	14,078 ^l	1,386 ^l	10 ^l	--	--	--
Maryland:														
Circuit Court.....	+	+	-	-	+	-	+	A	32,875 ^j	8,789 ^j	27 ^j	1,526 ^j	5 ^j	17 ^j
Missouri:														
Circuit Court and Court of Common Pleas.....	+	-	-	-	+	-	-		13,931	2,762	20	982	7	36
	-	+	-	-	+	-	-		4,399	1,062	24	21	<1	2
New Jersey:														
Superior Court and County Court ⁶ ...	+	-	-	-	-	-	-	B	22,926	2,822	12	2,360	10	84
County District Court.....	-	-	-	-	-	-	+	G	3,305	496	15	--	--	--
North Dakota:														
District Court.....	+	+	-	-	+	+	+	A	987	370	38	355	36	96
Oklahoma:														
District Court.....	+	-	-	-	-	-	-	A	20,497	2,266	11			
	-	+	-	-	-	-	-	A	35,091	3,105	9			
	-	-	-	-	+	-	-	A	467	83	18			
Oregon:														
Circuit Court.....	+	-	-	-	-	-	-	C	14,973	1,878	12	1,120	8	60
Municipal Court.....	-	-	-	+	-	-	-	C	20,375 ^l	3,946 ^l	19 ^l			
South Carolina:														
Magistrate Court.....	-	+	+	-	-	-	-	A	489,955 ^j	256,610 ^j	52 ^j	2,796 ^j	<1 ^j	1 ^j
South Dakota:														
Circuit Court.....	+	-	-	-	-	-	-	C	2,138 ^l	173 ^l	8 ^l	107 ^l	5 ^l	62 ^l
	-	+	-	-	-	-	-	C	9,159 ^l	447 ^l	5 ^l	141 ^l	2 ^l	32 ^l
Utah:														
District Court.....	+	+	-	-	-	-	-	C	2,691	566	21	367	14	65
City Court.....	-	+	+	+	-	-	+	C	23,672	3,821	16	220	<1	6
Vermont:														
Superior Court.....	+	+	-	-	-	-	-	A	40	10	25	9	23	90
District Court.....	+	+	-	-	-	-	-	B	19,957	212	1	137	<1	65
Wisconsin:														
Circuit Court and County Court.....	+	-	-	-	-	-	-	F	14,106	1,462	10	315	2	22
	-	+	-	-	-	-	-	F	17,490	1,671	10	177	1	11
	-	-	-	-	-	-	+	F	6,709	988	15	23	<1	2

State, Court Title and Unit of Court	Case Type							Jury/ trial defini- tion	Number of disposi- tions per case type	Number of trials	Trials as a percent of disposi- tions	Number of jury trials	Jury trials as a percent of disposi- tions	Jury trials as a percent of trials
	Felony	Misdemeanor	Preliminary hearing	Ord Violation	Appeal	Extraordinary writ	Other							
Wyoming: District Court ⁶	+	-	-	-	-	-	-	H	1,355	312	23	60	4	19
Number of Defendants														
Alabama: Circuit Court ⁸	+	-	-	-	+	-	-	A	23,273	6,370	27	1,556	7	24
Arizona: Superior Court ⁸	+	-	-	-	-	-	-	B	10,009	908	9	800	8	88
	-	+	-	-	-	-	-	B	600	22	4	13	2	59
	-	-	-	-	+	-	-	B	2,384	642	27	19	<1	3
	-	-	-	-	-	-	+	B	136	6	4	3	2	50
Municipal Court ⁸	-	+	-	-	-	-	-	B	47,988 ¹	7,744 ¹	16 ¹	251 ¹	<1 ¹	3 ¹
California: Superior Court.....	+	-	-	-	-	-	-	C	49,003	7,493	15	4,914	10	66
Justice Court.....	-	+	-	-	-	-	-	B	44,591	2,921	7	474	1	16
	-	-	+	-	-	-	-	B	4,308 ^J	680 ^J	16 ^J	38 ^J	<1 ^J	6 ^J
	-	-	-	+	-	-	-	B	4,237	191	5	0	0	0
Municipal Court.....	-	+	-	-	-	-	-	F	491,187	14,758	1	4,793	<1	32
	-	-	-	+	-	-	-	F	39,395	639	2	0	0	0
	-	-	+	-	-	-	-	F	43,097 ^J	4,410 ^J	10 ^J	116 ^J	<1 ^J	3 ^J
Colorado: County Court.....	-	+	-	-	-	-	-	C	25,273	1,796	7	242	1	13
Connecticut: Superior Court.....	+	+	-	-	-	-	-	C	3,750	149	4	103	3	69
Delaware: Superior Court.....	+	+	-	-	+	-	-	C	3,470	406	12	332	10	82
District of Columbia: Superior Court ⁹	+	-	-	-	-	-	-	A	3,854	710	18	658	17	93
	-	+	-	-	-	-	-	A	13,372	694	5	451	3	65
	-	-	-	+	-	-	-	A	3,321	93	3	0	0	0
Florida: Circuit Court ⁸	+	-	-	-	-	-	-	C	82,069	4,292	5	2,764	3	64
County Court ⁸	-	+	-	+	-	-	-	C	207,790	10,286	5	1,957	<1	19
Hawaii: Circuit Court ⁸	+	+	-	-	-	-	-	C	1,682	313	19	246	15	79
	-	-	-	-	-	-	+	C	50	3	6	0	0	0
Idaho: District Court.....	+	-	-	-	-	-	-	C	2,760	2,052	74			
	-	+	-	-	-	-	-	C	195	138	71			
	-	-	-	-	+	-	-	C	65	19	29			
Magistrate's Division of District Court.....	-	+	-	-	-	-	-	C	20,271	13,862	68			
	-	-	+	-	-	-	-	C	4,984	1,820	37			
Illinois: Circuit Court.....	+	-	-	-	-	-	-	A	55,512 ¹	3,340 ¹	6 ¹	1,237 ¹	2 ¹	37 ¹
Michigan: Circuit Court.....	+	-	-	-	-	-	-	C	18,817 ¹	1,518 ¹	8 ¹	1,255 ¹	7 ¹	83 ¹
	-	-	-	-	+	-	-	C	277 ¹	7 ¹	3 ¹	1 ¹	<1 ¹	14 ¹
District Court.....	-	-	-	+	-	-	-	C	83,619 ¹	7,225 ¹	9 ¹	364 ¹	<1 ¹	5 ¹
	-	-	-	-	-	-	+	C	165,664 ¹	6,167 ¹	4 ¹	1,092 ¹	<1 ¹	18 ¹
Common Pleas Court of Detroit.....	-	-	-	+	-	-	-	C	80,499	1,386	2	255	<1	18
Municipal Court.....	-	-	-	+	-	-	-	C	17,096	1,777	10	168	1	9
	-	-	-	-	-	-	+	C	3,780	131	4	23	<1	18

(continued on next page)

TABLE 40: Criminal jury and non-jury trial dispositions by case type, 1978. (continued)

State, Court Title and Unit of Court	Case Type							Jury/ trial defini- tion	Number of disposi- tions per case type	Number of trials	Trials as a percent of dispo- sitions	Number of jury trials	Jury trials as a percent of dispo- sitions	Jury trials as a percent of trials
	Felony	Misdemeanor	Preliminary hearing	Ord violation	Appeal	Extraordinary writ	Other							
Number of defendants (continued)														
New York:														
Supreme Court and County Court.....	+	+	-	-	-	-	-	A	33,387	3,463	10			
District Court and City Court.....								A	123,578	1,675	1			
Ohio:														
Court of Common Pleas.....	+	-	-	-	-	-	-	C	30,603	3,944	13	1,938	6	49
County Court.....	-	+	-	-	-	-	-	C	22,003	2,029	9	89	<1	4
Municipal Court.....	-	+	-	-	-	-	-	C	233,600	12,951	6	823	<1	6
Pennsylvania:														
Court of Common Pleas.....	+	+	-	-	+	-	-	A	54,343	7,905	15	3,055	6	39
Philadelphia Municipal Court.....	-	+	-	-	-	-	-	A	29,005 ¹	3,793 ¹	13 ¹	--	--	--
District Justice Court.....	-	+	+	+	-	-	-	A	365,612	44,369	12	--	--	--
Texas:														
District Court and Criminal District Court.....	+	-	-	-	-	-	-	C	76,587 ¹	4,103 ¹	5 ¹	2,964 ¹	4 ¹	72 ¹
	-	+	-	-	-	-	-	C	6,108 ¹	18 ¹	<1 ¹	16 ¹	<1 ¹	89 ¹
Municipal Court.....	-	+	-	-	-	-	-	A	343,267 ¹	63,740 ¹	19 ¹	893	<1 ¹	1
Justice of the Peace Court.....	-	+	-	-	-	-	-	A	270,146 ¹	43,238	17 ¹	588	<1 ¹	1
County Court at Law, Constitutional County Court, and Probate Court..	-	+	-	-	+	-	-	A	207,842 ¹	3,254	2 ¹	1,122	<1 ¹	34
Washington:														
Superior Court.....	+	-	-	-	+	-	-	C	13,817	2,615	19	1,925	14	74
District Court and Justices of the Peace.....	-	+	+	-	-	-	-	C		14,300		341		2
Municipal and Police Court.....	-	-	-	+	-	-	-	C		11,256		96		<1
Number of charges/counts														
Delaware:														
Court of Common Pleas.....	-	+	-	-	-	-	-	C	6,394	6,394	100	81	1	1
Georgia:														
Superior Court.....	+	-	-	-	-	-	-	A	38,529	3,002	8	2,574	7	86
	-	+	-	-	-	-	-	A	17,399	514	3	254	1	49
State Court and County Court.....	-	+	-	-	-	-	-	A	70,987	2,858	4	948	1	33
Probate Court.....	-	+	-	-	-	-	-		5,321	7	<1	--	--	--
Puerto Rico:														
Superior Court.....	+	-	-	-	-	-	-	A	12,246	2,486	20	338	3	14
	-	+	-	-	-	-	-	A	10,191	2,181	21	34	<1	2
Virginia:														
Circuit Court.....	+	-	-	-	-	-	-	C	27,933	8,697	31	2,001	7	23
	-	+	-	-	-	-	-	C	22,207	6,782	31	718	3	11
	-	-	-	-	-	+	-	E	399	80	20	--	--	--
No consistent definition														
Minnesota:														
District Court.....	+	+	-	-	+	-	-	A	10,487	763	7	473	5	62
County Court.....	-	+	-	-	-	-	-	A	30,204	2,397	8	218	<1	9
New Hampshire:														
Superior Court.....	+	+	-	-	+	-	-	H	6,578	620	9	415	6	67
North Carolina:														
Superior Court.....	+	-	-	-	-	-	-	C	29,113			2,034	7	
	-	-	-	-	+	-	-	C	21,684			1,457	7	
District Court.....	-	-	-	-	-	-	+	E	350,589	36,738	10	--	--	--

Note: All available data are entered in the table and all appropriate calculations are included. Blank spaces indicate that the data were not available or the calculations were inappropriate.

-- = Not applicable.
+ = Data are given for these case types.

I Data are not complete:

Arizona--Municipal Court--No data were available from five courts.

Illinois--Circuit Court--Trials in which defendants were found guilty of a reduced charge were not included in the data.

Maine--District Court--As a result of the implementation of the new reporting system, data were available for the second half of the reporting period only.

Michigan--Circuit Court--No data were given from the following counties: Clinton, Hillsdale, Jackson, Livingston, Oakland, Osceola, and Wayne.

District Court--No data were available from the following locations: Ann Arbor, Birmingham, Lapeer County, Kalamazoo, Livonia, Muskegon County, St. Joseph's County, South Haven, and Southfield.

Oregon--Municipal Court--Partial reports were received from 14 municipalities.

Pennsylvania--Philadelphia Municipal Court--Data include only those cases listed as criminal in the misdemeanor category.

South Dakota--Data for all courts do not include data for the 6.5 full-time equivalent Lay Magistrates or 12.6 Lawyer Magistrates of the Circuit Court. The misdemeanor cases are limited to high grade, Class 1 cases which represent 8% of the total misdemeanor dispositions.

Texas--The District Court and Criminal District Court reported 98% of their monthly county reports, while the Municipal Court reported 90%, the Justice of the Peace Court 77%, and the County Court at Law, Constitutional County Court, and Probate Court 97%.

J Explanation of data included in the category.

Alaska--District Court--Data include misdemeanor traffic cases, which comprise approximately 33% of the data.

California--Preliminary hearing trial data exclude decisions only relevant to cases being bound over.

Maine--Superior Court--Data also include traffic cases.

Maryland--Other cases include postconviction remedy and sentence review cases.

South Carolina--Data could not be separated from traffic cases.

Texas--The District Courts' jury trial data include directed verdicts.

K Trial definitions:

A = A trial is counted if tried to judgment, completion, verdict, or decision.

B = A jury trial is counted when the jury selection begins (first juror is drawn).

C = A jury trial is counted when the jury is sworn (impaneled).

D = A non-jury trial is counted when the first witness is sworn.

E = A non-jury trial is counted at the point when an opening statement or the introduction of any evidence occurs.

F = A trial is counted when it has officially begun.

G = A non-jury trial is counted at the point when an opening statement or the introduction of any evidence occurs. Guilty pleas are not counted as trials.

H = A trial is not counted in the same way throughout the state.

TABLE 41: Traffic caseload in general jurisdiction, limited jurisdiction, and all trial courts, 1978.
State population. Disposed and end pending as a percent of filed. Number and percent change in pending

State	General jurisdiction courts								Limited	
	Beginning pending	Filed	Disposed	End pending	As percent of filed		Change in pending		Beginning pending	Filed
					Disposed	End pending	Number	Percent		
Alabama	NH	NH	NH	NH	--	--	--	--	32,603 ^P	189,908 ^P
Alaska	NH	NH	NH	NH	--	--	--	--	86,546	86,546
Arizona	NH	NH	NH	NH	--	--	--	--	208,732 ^I	714,049 ^I
Arkansas	NH	NH	NH	NH	--	--	--	--	379,451 ^I	379,451 ^I
California	NH	NH	NH	NH	--	--	--	--	14,998,262 ^S	14,998,262 ^S
Colorado	NH	NH	NH	NH	--	--	--	--	43,762 ^P	153,103 ^P
Connecticut	NH	NH	NH	NH	--	--	--	--	18,437 ^F	322,748 ^F
Delaware	NH	NH	NH	NH	--	--	--	--	418 ^P	89,298 ^P
District of Columbia	6,585 ^F	53,359 ^F	53,952 ^F	5,992 ^F	101	11	-593	-9	--	--
Florida	NH	NH	NH	NH	--	--	--	--	--	2,133,457 ^F
Georgia	3,145 ^I	12,807	13,548 ^I	3,517 ^I	--	--	372 ^I	12 ^I	36,574 ^P	309,216 ^P
Guam	3,303	18,512	16,948	4,876	92	26	1,573	48	--	--
Hawaii	95 ^F	81 ^F	100 ^F	76 ^F	123	94	-19	-20	54,034 ^S	668,040 ^S
Idaho	5,639 ^F	213,358 ^F	212,219 ^F	6,778 ^F	99	3	1,139	20	--	--
Illinois	--	6,397,090 ^S	4,023,611 ^S	--	63	--	(2,373,479)	--	--	--
Indiana	6,259 ^F	83,879 ^F	82,670 ^F	7,468 ^F	99	9	1,209	19	71,278 ^P	266,245 ^P
Iowa	21,406 ^F	190,670 ^F	187,094 ^F	24,283 ^F	98	13	2,877	13	--	--
Kansas	--	267,140 ^F	252,688 ^F	--	95	--	(14,452)	--	NH	NH
Kentucky	NH	NH	NH	NH	--	--	--	--	241,121	241,121
Louisiana	NH	NH	NH	NH	--	--	--	--	385,101 ^I	385,101 ^I
Maine	400 ^F	2,216 ^F	2,009 ^F	607 ^F	91	27	207	52	--	--
Maryland	NH	NH	NH	NH	--	--	--	--	683,245	683,245
Massachusetts	NH	NH	NH	NH	--	--	--	--	549,843 ^I ^S	549,843 ^I ^S
Michigan	--	--	--	--	--	--	--	--	159,325 ^I ^S	1,686,692 ^I ^S
Minnesota	NH	NH	NH	NH	--	--	--	--	114,960 ^I ^P	511,964 ^I ^P
Mississippi	NH	NH	NH	NH	--	--	--	--	--	--
Missouri	NH	NH	NH	NH	--	--	--	--	--	--
Montana	NH	NH	NH	NH	--	--	--	--	--	--
Nebraska	NH	NH	NH	NH	--	--	--	--	13,958 ^P	203,299 ^P
Nevada	NH	NH	NH	NH	--	--	--	--	--	--
New Hampshire	NH	NH	NH	NH	--	--	--	--	--	--
New Jersey	NH	NH	NH	NH	--	--	--	--	3,753,262 ^S	3,753,262 ^S
New Mexico	NH	NH	NH	NH	--	--	--	--	86,680	86,680
New York	NH	NH	NH	NH	--	--	--	--	99,283 ^P	99,283 ^P
North Carolina	NH	NH	NH	NH	--	--	--	--	88,643	815,857
North Dakota	--	518	--	--	--	--	--	--	--	--
Ohio	NH	NH	NH	NH	--	--	--	--	54,831 ^P	1,389,299 ^P
Oklahoma	47,607 ^F	209,052 ^F	201,579 ^F	55,080 ^F	96	26	7,473	16	--	--
Oregon	NH	NH	NH	NH	--	--	--	--	111,406 ^I	786,693 ^I
Pennsylvania	NH	NH	NH	NH	--	--	--	--	2,282,762 ^P	2,282,762 ^P
Puerto Rico	NH	NH	NH	NH	--	--	--	--	10,938	49,601
Rhode Island	NH	NH	NH	NH	--	--	--	--	--	--
South Carolina	NH	NH	NH	NH	--	--	--	--	410,883 ^P	410,883 ^P
South Dakota	--	--	--	--	--	--	--	--	--	--
Tennessee	--	3,359 ^F	--	--	--	--	--	--	--	--
Texas	NH	NH	NH	NH	--	--	--	--	49,295 ^I ^P	6,226,685 ^I ^S
Utah	NH	NH	NH	NH	--	--	--	--	663,830 ^I ^S	663,830 ^I ^S
Vermont	NH	NH	NH	NH	--	--	--	--	2,750	71,121
Virginia	NH	NH	NH	NH	--	--	--	--	903,646	903,646
Washington	NH	NH	NH	NH	--	--	--	--	1,330,390	1,330,390
West Virginia	NH	NH	NH	NH	--	--	--	--	111,486 ^I	111,486 ^I
Wisconsin	33,841 ^I	82,579 ^F	71,583 ^F	44,873 ^I	87	--	(10,996)	--	--	--
Wyoming	NH	NH	NH	NH	--	--	--	--	--	--

Note: All available data are entered in the table and all appropriate calculations are included. Blank spaces indicate that either the data are not available or the calculations were not appropriate.

State totals represent reported data only, which may or may not include all of the actual caseload information.

NH = This case type is not handled in this court.

-- = Not applicable.

^I Data are not complete:

Alaska--Limited jurisdiction courts--Disposed figure does not include "misdemeanor traffic" or "other criminal--traffic on formal complaint."

Arizona--Limited jurisdiction courts--No data were reported for the Justices of the Peace Court located in seven precincts, or for five locations of the Municipal Court.

Arkansas--Limited jurisdiction courts--No data were reported for seven locations of the Municipal Court, while partial data were received from twelve others. Forty-eight locations of the City Court, Police Court, and Justice of the Peace Courts did not report, while six other locations reported incomplete data.

Delaware--Limited jurisdiction courts--No filed data were available from Alderman's Court. No disposition data were available from Laurel Alderman's Court, the Justice of the Peace Court, or the Family Court.

Georgia--General jurisdiction courts--No pending or disposed data are reported for cases filed before July 1, 1970.

Limited jurisdiction courts--Disposed figures do not include data from Ware County Juvenile Court.

Louisiana--Limited jurisdiction courts--No data were available for two locations of the City Court and Parish Court. Data for the entire year for five other locations of these courts were estimated, based on varying amounts of data.

Jurisdiction courts				All trial courts									
Disposed	End pending	As percent of filed		Change in pending		Beginning pending	Filed	Disposed	End pending	As percent of filed		Change in pending	
		Disposed	End pending	Number	Percent					Disposed	End pending	Number	Percent
176,003 ^{PF}	46,508 ^{PF}	93 ^P	24 ^P	13,905 ^P	43 ^P	32,603 ^{PF}	189,908 ^{PF}	176,003 ^{PF}	46,508 ^{PF}	93 ^P	24 ^P	13,905 ^P	43 ^P
78,664 ^{1P}							86,546	78,664 ¹					
689,098 ¹	233,683 ¹	97 ¹	33 ¹	24,951 ¹	12 ¹	208,732 ¹	714,049 ¹	689,098 ¹	233,683 ¹	97 ¹	33 ¹	24,951 ¹	12 ¹
13,015,114 ^S		87 ^S		(1,983,148)			379,451 ¹			87 ^S		(1,983,148 ^S)	
148,679 ^P	48,186 ^P	97 ^P	31 ^P	4,424 ^P	10 ^P	43,762 ^P	14,998,262 ^S	148,679 ^P	48,186 ^P	97 ^P	31 ^P	4,424 ^P	10 ^P
							153,103 ^P						
318,252 ^F	22,933 ^F	99	7	4,496	24	18,437 ^F	322,748 ^F	318,252 ^F	22,933 ^F	99	7	4,496	24
29,464 ^{1P}	1,225 ^{PF}					418 ^{PF}	89,298 ^{1P}	29,464 ^{1P}	1,225 ^{PF}				
						6,585 ^F	53,359 ^F			101	11	-593	-9
1,946,444 ^F		91		(187,013)			2,133,457 ^F	1,946,444 ^F		91		(187,013)	
297,374 ^{1P}	48,533 ^P			11,695 ^P	32 ^P	39,719 ^{1P}	322,023 ^P	297,374 ^{1P}	48,533 ^P			12,067 ^{1P}	30 ^{1P}
						3,303	18,512			92	26	1,573	48
642,961 ^S	79,113 ^S	96	12	25,079	46	54,129 ^S	668,121 ^S	642,961 ^S	79,113 ^S	96	12	25,060	46
						5,639 ^F	213,358 ^F			99	3	1,139	20
							6,397,090 ^S			63 ^S		(2,373,479 ^S)	
243,350 ^{PF}	94,173 ^{PF}	91	35	22,895	32	77,537 ^{PF}	350,124 ^{PF}	243,350 ^{PF}	94,173 ^{PF}	93 ^P	29 ^P	24,104 ^P	31 ^P
						21,406 ^F	190,670 ^F			98	13	2,877	13
NH	NH						267,140 ^F	252,688 ^F		95		(14,452)	
209,237		87		(31,884)			241,121	209,237		87		(31,884)	
324,087 ^{1F}		84 ¹		(61,014 ¹)			385,101 ^{1F}	324,087 ^{1F}		84 ¹		(61,014 ¹)	
77,944 ^{1F}						400 ^{PF}	2,216 ^{PF}	79,953 ^{1F}	607 ^{PF}		27 ^P	207 ^P	52 ^P
							683,245						
1,665,010 ^{1S}	181,007 ^{1S}	99 ¹	11 ¹	21,682 ¹	14 ¹	159,325 ^{1PS}	549,843 ^{1PS}	1,665,010 ^{1PS}	181,007 ^{1PS}	99 ^{1P}	11 ^{1P}	21,682 ^{1P}	14 ^{1P}
518,806 ^{PF}	141,305 ^{1P}		28 ^{1P}	26,345 ^{1P}	23 ^{1P}	114,960 ^{1P}	1,686,692 ^{1PS}	518,806 ^{PF}	141,305 ^{1P}		28 ^{1P}	26,345 ^{1P}	23 ^{1P}
199,406 ^{PF}	17,851 ^{PF}	98 ^P	9 ^P	3,893 ^P	28 ^P	13,958 ^{PF}	203,299 ^{PF}	199,406 ^{PF}	17,851 ^{PF}	98 ^P	9 ^P	3,893 ^P	28 ^P
151,040 ^F								151,040 ^F					
3,068,800 ^S		82		(684,462)			3,753,262 ^S	3,068,800 ^S		82		(684,462)	
							86,680						
326,599 ^{PF}							99,283 ^P	326,599 ^P					
801,787	102,713	98	13	14,070	16	88,643	815,857	801,787	102,713	98	13	14,070	16
131,960 ^F							518 ^{PF}	131,960 ^F					
1,377,636 ^{PF}	65,768 ^{PF}	99 ^P	5 ^P	10,937 ^P	20 ^P	54,831 ^{PF}	1,389,299 ^{PF}	1,377,636 ^{PF}	65,768 ^{PF}	99 ^P	5 ^P	10,937 ^P	20 ^P
						47,607 ^{PF}	209,052 ^{PF}	201,579 ^{PF}	55,080 ^{PF}	96 ^P	26 ^P	7,473 ^P	16 ^P
759,057 ¹	139,042 ¹	96 ¹	18 ¹	27,636 ¹	25 ¹	111,406 ¹	786,693 ¹	759,057 ¹	139,042 ¹	96 ¹	18 ¹	27,636 ¹	25 ¹
1,532,999 ^P		67 ^P		(749,763 ^P)			2,282,762 ^P	1,532,999 ^P		67 ^P		(749,763 ^P)	
52,353	8,186	106	17	-2,752	-25	10,938	49,601	52,353	8,186	106	17	-2,752	-25
2,573 ^P							410,883 ^P	2,573 ^P					
4,766,880 ^{1S}	46,600 ^{1P}	77 ¹		(1,459,805 ¹)		49,295 ^{1P}	3,359 ^{PF}	4,766,880 ^{1S}	46,600 ^{1P}	77 ¹		(-2,695 ^{1P})	-5 ^{1P}
382,643 ^{PS}							6,226,685 ^{1S}	382,643 ^{PS}					
71,894	1,977	101	3	-773	-28	2,750	663,830 ^{1S}	71,894	1,977	101	3	-773	-28
							71,121						
866,405		96		(37,241)			903,646	866,405		96		(37,241)	
							1,330,390						
115,711 ^{1F}		104 ¹		(-4,225 ¹)			111,486 ^{1F}	115,711 ^{1F}		104 ¹		(-4,225 ¹)	
196,084 ^{1S}						33,841 ^{1PF}	82,579 ^{PF}	267,667 ^{1S}	44,873 ^{1PF}			(11,032 ^{1P})	

Massachusetts--Limited jurisdiction courts--Figures reported do not include DWI/DUI or parking cases.
 Michigan--Limited jurisdiction courts--Data are missing from nine locations of the District Court which represent 10% of the grand total cases disposed.
 Minnesota--Pending and filing data do not include "juvenile traffic" cases.
 Missouri--Limited jurisdiction courts--No data were available for twenty locations of the Magistrate Court; another fourteen locations reported filings only.
 Oregon--Limited jurisdiction courts--Complete data were available for only 30 of the 44 Justice Court locations and 108 Municipal Court locations. Partial data were reported from other locations.
 Texas--Limited jurisdiction courts--Data reported in this table are based on less than complete reporting for all courts. The reporting rates for the courts were: County Court at Law, and Constitutional County Court--ninety-seven percent; Municipal Court--ninety percent; Justice of the Peace Court--seventy-seven percent.
 Utah--Limited jurisdiction courts--No reports were received from twenty justices of the peace.
 West Virginia--Limited jurisdiction courts--No data were available for the Magistrate Court located in Kanawa County; courts in two other counties reported incomplete data.
 Wisconsin--General jurisdiction courts--Pending data do not include "juvenile traffic" cases.
 Limited jurisdiction courts--Data were available for 163 of 219 court locations of the Municipal Justice Court.
^PData were not available for all courts in the state. See Tables 15 and 16 for more detail on the sources of data reported in this table.
^FData reported are known to not include parking cases.
^SData reported are known to include parking cases.

TABLE 42: DWI/DUI caseload for trial courts, 1978.
 State population. Courts reporting DWI/DUI caseload. Disposed and end pending as a percent of filed.
 Number and percent change in pending. Filed per 100,000 population

State and court title	State population in thousands	Beginning pending	Filed	Disposed	End pending	As percent of filed		Change in pending		Filed per 100,000 population
						Disposed	End pending	Number	Percent	
Arkansas--STATE TOTAL.....	2,241		21,787 ¹							972 ¹
Municipal Court ¹	--		20,017 ¹							893 ¹
City Court, Police Court, and Justice of the Peace Court ¹	--		1,770 ¹							79 ¹
Hawaii--STATE TOTAL.....	929	922	2,622	2,504	1,040	96	40	118	13	282
Circuit Court.....	--	11	9	11	9	122	100	-2	-18	1
District Court.....	--	911	2,613	2,493	1,031	95	39	120	13	281
Idaho--STATE TOTAL.....	911	1,630	7,652	7,244	2,038	95	27	408	25	840
District Court.....	--	0	14	13	1	93	7	1		2
Magistrates Division of District Court	--	1,630	7,638	7,231	2,037	95	27	407	25	838
Kansas--District Court.....	2,333		3,538							152
Ohio--STATE TOTAL.....	10,795	10,203 ^P	60,835 ^P	60,406 ^P	10,568 ^P	99 ^P	17 ^P	365 ^P	4 ^P	564 ^P
County Court.....	--	1,430	8,767	9,084	1,070	104	12	-360	-25	81
Municipal Court.....	--	8,773	52,068	51,322	9,498	99	18	725	8	482
Oklahoma--District Court.....	2,913	6,964	12,051	11,257	7,758	93	64	794	11	414
South Carolina--Magistrate Court.....	3,041		10,976							361
Tennessee--Circuit Court and Criminal Court.....	4,462		3,359							75
Texas--County Court at Law, Constitutional County Court and Probate Court ¹	13,498	49,295 ¹	88,096 ¹	90,791 ¹	46,600 ¹	103 ¹	53 ¹	-2,695 ¹	-6 ¹	653 ¹
Utah--Justice of the Peace Court.....	1,364		3,005							220
Wisconsin--Circuit Court and County Court.	4,631	2,737	8,051	6,265	4,515	78	56	1,778	65	174

Note: All available data are entered in the table and all appropriate calculations are included. Blank spaces indicate that either the data were not available or the calculations were not appropriate.

-- = Not applicable.

¹Data are not complete.

Arkansas--Municipal Court--Only partial data were available for twelve counties; seven counties reported no data.

City Court, Police Court, and Justice of the Peace Court--Only partial data were available for six court locations; forty-eight court locations did not report any data.

Texas--Data reported in this table are based on incomplete reporting for these courts. The reporting rate for these courts was ninety-seven percent.

Utah--No reports were received from twenty court locations.

^PData were not available for all courts in the state.

TABLE 43: Other traffic violations caseload for trial courts, 1978.
State population. Courts reporting other traffic violations caseload. Disposed and end pending as a percent of filed. Number and percent change in pending. Filed per 100,000 population

State and court title	State population In thousands	Beginning pending	End			As percent of filed		Change in pending		Filed (dis- posed) per 100,000 population
			Filed	Disposed	pending	Disposed	End pending	Number	Percent	
Alabama--District Court.....	3,834	32,603	189,908	176,003	46,508	93	24	13,905	43	4,953
Alaska--District Court.....	401		85,406	77,536 ¹						21,298
Arkansas--STATE TOTAL.....	2,241		357,664 ¹							15,960 ¹
Municipal Court ¹	--		342,785 ¹							15,296 ¹
City Court and Police Court ¹ , and Justice of the Peace Court ¹	--		14,879 ¹							664 ¹
California--STATE TOTAL.....	22,839		5,429,419 ¹	4,918,607 ¹	91 ¹			(510,812) ¹		23,775
Justice Court.....	--		431,876 ¹	374,718 ¹		87 ¹		(57,158) ¹		1,891
Municipal Court.....	--		4,997,543 ¹	4,543,889 ¹		91 ¹		(453,654) ¹		21,882
Connecticut--Court of Common Pleas.....	3,095	18,437	322,748	318,252	22,933	99	7	4,496	24	10,428
Delaware--STATE TOTAL.....	598	418P	17,031	15,431P	1,225P			807	193P	2,848
Delaware--Family Court.....	--		793							133
Delaware--Municipal Court of Wilmington...	--	418	16,238	15,431	1,225	95	8	807	193	2,715
District of Columbia--Superior Court.....	670	6,585	53,359	53,952	5,992	101	11	-593	-9	7,964
Florida--County Court.....	9,132		2,133,457	1,964,444		91		(187,013)		23,362
Georgia--Juvenile Court ¹	5,286		2,317	2,170 ¹						44
Hawaii--STATE TOTAL.....	929	49,047	193,422	185,575	56,894	96	29	7,847	16	20,820
Circuit Court.....	--	84	72	89	67	124	93	-17	-20	8
District Court.....	--	48,963	193,350	185,486	56,827	96	29	7,864	16	20,813
Ideho--STATE TOTAL.....	911	4,009	205,706	204,975	4,740	99	2	731	18	22,580
District Court.....	--	2	1	0	3	0	300	1	50	<1
Magistrates Division ¹	--	4,007	205,705	204,975	4,737	99	2	730	18	22,580
Illinois--Circuit Court.....	11,434		2,565,359	2,425,874		95		(139,485)		22,436
Indiana--STATE TOTAL.....	5,446	77,537	350,124	326,020	101,641	93	29	24,104	31	6,429
Superior Court and Circuit Court.....	--	6,259	85,879	82,670	7,468	99	9	1,209	19	1,540
County Court.....	--	23,330	171,522	155,514	39,338	91	23	16,008	69	3,150
Municipal Court of Marion County.....	--	47,948	94,723	87,836	54,835	93	58	6,887	14	1,739
Iowa--District Court.....	2,919	21,406	190,670	186,994	24,283	98	13	2,877	13	6,532
Kansas--District Court.....	2,333		263,602							11,299
Louisiana--City Court and Parish Court, ¹ and Traffic Court of New Orleans.....	4,073		385,101 ¹	324,087 ¹		84 ¹		(61,014) ¹		9,455 ¹
Maine--Superior Court.....	1,115	400P	2,216P	2,009P	607P	91P	27P	207P	52P	199P
Massachusetts--District Court.....	5,743		549,843 ¹							9,574 ¹
Michigan--STATE TOTAL.....	9,202	122,211 ¹	1,330,858 ¹	1,326,509 ¹	126,560 ¹	99 ¹	10 ¹	4,349 ¹	4 ¹	14,463 ¹
Michigan--District Court.....	--	112,244 ¹	1,209,229 ¹	1,209,961 ¹	111,512 ¹	100 ¹	9 ¹	-732 ¹	<-1 ¹	13,141 ¹
Michigan--Municipal Court.....	--	9,967	121,629	116,548	15,048	96	12	5,081	51	1,322
Minnesota--County Court.....	4,005	114,960 ¹	511,964 ¹	518,806 ¹	141,305 ¹		28 ¹	26,345 ¹	23 ¹	12,783
Nebraska--County Court.....	1,561	13,958	203,299	199,406	17,851	98	9	3,893	28	13,024
New Hampshire--STATE TOTAL.....	894			151,040						(16,895)
District Court.....	--			143,216						(16,020)
Municipal Court.....	--			7,824						(875)
New Jersey--STATE TOTAL.....	7,356		1,150,347	1,037,779		90		(112,568)		15,638
County District Court.....	--		42,773	36,732		86		(6,041)		581
Municipal Court.....	--		1,107,574	1,001,047		90		(106,527)		15,057
New York--STATE TOTAL.....	17,720		99,283P	326,599P						(1,843)
District Court and City Court.....	--			326,599						560
Criminal Court of the City of New York..	--		99,283							(1,843)
North Carolina--District Court ¹	5,739	88,643	815,857	801,787	102,713	98	13	14,070	16	14,216
North Dakota--STATE TOTAL.....	651									80
District Court.....	--		518							80
County Court with Increased Jurisdiction.....	--		59,548							(9,147)
Municipal Court.....	--		44,748							(6,874)
County Justice Court.....	--			27,664						(4,250)
Ohio--STATE TOTAL.....	10,795	44,628	1,328,464	1,317,230	55,200	99	4	10,572	24	12,306
County Court.....	--	4,280	132,378	134,507	3,864	100	3	-416	-10	1,245
Municipal Court.....	--	40,348	1,194,086	1,182,723	51,336	99	4	10,988	27	11,062
Oklahoma--District Court.....	2,913	40,643	197,001	190,322	47,322	97	24	6,679	16	6,763
Oregon--Municipal Court ¹	2,510	33,941 ¹	185,696 ¹	176,848 ¹	42,789 ¹	95 ¹	23 ¹	8,848 ¹	26 ¹	7,398 ¹
South Carolina--STATE TOTAL.....	3,041		399,917P	2,573P						(85)
Family Court.....	--			2,573						(85)
Magistrate Court.....	--		399,917							13,151
Texas--Municipal Court ¹	13,498		2,336,556 ¹	2,110,503 ¹		90 ¹		(226,053) ¹		17,310 ¹
Utah--STATE TOTAL.....	1,364		327,079 ¹							23,979 ¹
Juvenile Court.....	--		14,494							1,063
City Court.....	--		165,527							12,135
Justice Court.....	--		147,058 ¹							10,781 ¹
Washington--Municipal Court.....	3,886		251,842							6,481
West Virginia--Magistrate Court.....	1,920		111,486 ¹	115,711 ¹						5,807 ¹
Wisconsin--STATE TOTAL.....	4,631	31,104 ¹ P	74,528P	144,691 ¹	40,358 ¹	104 ¹		(4,225) ¹		(1,714) ¹
Wisconsin--Municipal Justice Court.....	--	31,104 ¹	74,528	79,373 ¹	65,318	40,358 ¹	88	9,254 ¹	30 ¹	1,609

Note: All available data are entered in the table and all appropriate calculations are included. Blank spaces indicate that either the data are not available or the calculations were not appropriate.

State totals represent data only, which may or may not include all of the actual caseload information.

-- = Not applicable.

(continued on next page)

TABLE 43: Other traffic violations caseload for trial courts, 1978. (continued)

¹Data are not complete:

Alaska--Disposed figure does not include "misdemeanor traffic" or "other criminal--traffic on formal complaint."

Arkansas--Municipal Court--Incomplete data were reported for twelve counties; no data were available for seven others. City Court, Police Court, and Justice of the Peace Court--Incomplete data were reported for six cities; no data were available for forty-eight others.

Georgia--Disposed figures does not include data for Ware County.

Louisiana--No data were available for two locations of the city court and parish court, and only varying amounts of data were available from five other locations.

Massachusetts--District Court--Figure does not include "operating so as to endanger" cases which were reported in State Court Caseload Statistics: Annual Report, 1977.

Michigan--District Court--Data are missing from nine district courts which represent ten percent of the grand total cases disposed.

Minnesota--Pending and filing data include "traffic" and "Traffic Violation Bureau" cases but do not include "juvenile traffic" cases.

Oregon--Data are based on reports received from 108 courts. Partial data were received from another fourteen courts.

Texas--Data reported here are based on an incomplete number of monthly reports. The reporting rate for this court was ninety percent.

Utah--Justice Court--No reports were received for twenty court locations.

West Virginia--No data were received for courts located in Kanawa County; incomplete data were received for two others.

Wisconsin--Municipal Justice Court--Data were available for 163 of 219 court locations of the city court and parish court, and only varying amounts of data were available from five other locations.

²Explanation of data included in the category:

California--Cases include drunk driving and driving under the influence of drugs.

PData were not available for all courts in the state.

TABLE 44: Traffic disposition types for trial courts, 1978.
 State population. Courts reporting traffic disposition type data. Pleas, violations bureau, bail or bond forfeitures, total convictions, trial convictions, acquitted, nolle prosequi, and dismissed. Each disposition type as a percent of traffic dispositions

State and court title	Total traffic dispositions	Total trials	Plea		Violations Bureau*		Bail or bond forfeiture		Trial conviction		Total conviction		Acquittal		Nolle prosequi		Dismissal		
			Number	As percent of disposed	Number	As percent of disposed	Number	As percent of disposed	Number	As percent of disposed	Number	As percent of disposed	Number	As percent of disposed	Number	As percent of disposed	Number	As percent of disposed	
Alaska--District Court.....	71,536	925	12,156	16%	353	192	73	50	11	16	12,657	16	7,904	10	7,904	10	7,904	10	
Arizona--Municipal Court.....	486,991	27,065	5,128	19	9,974	955	77	142	268	11,277	1,775	87	56,032	12	56,032	12	56,032	12	
California--STATE TOTAL.....	13,015,114	241,623	1,159,954	9%	341	1,558	71	8,233	2	45	424,314	87	1,638,432	13	1,638,432	13	1,638,432	13	
Justice Court.....	488,795	18,965	68,926	14	9,627	808	77	134	035	1	605	10,822,863	86	50,223	10	50,223	10	50,223	10
Municipal Court.....	12,526,595	222,663	1,091,028	9	8,217	15	15	134	035	1	605	10,822,863	86	1,528,201	12	1,528,201	12	1,528,201	12
District of Columbia--Superior Court.....	55,952	1,599	9,413	17	8,217	15	15	8,217	15	15	16,167	30	5,607	10	5,607	10	5,607	10	
Florida--County Court.....	403,923	41,866	235,794	58	193,844	61	61	193,844	61	61	12,120	3	6,097	1	6,097	1	6,097	1	
Georgia--STATE TOTAL.....	317,699	3,635	102,301	32	8,748	60	60	8,748	60	60	10,995	6	10,995	6	10,995	6	10,995	6	
Superior Court.....	14,628	121	4,512	31	90,457	59	59	90,457	59	59	2,009	1	2,009	1	2,009	1	2,009	1	
State Court and County Court.....	171,515	2,915	67,294	39	94,639	72	72	94,639	72	72	74,611	12	18,504	3	18,504	3	18,504	3	
Probate Court.....	131,756	599	30,695	23	460,664	72	72	460,664	72	72	74,611	12	18,504	3	18,504	3	18,504	3	
Hawaii--STATE TOTAL.....	643,061	29	5	5	460,664	72	72	460,664	72	72	74,611	12	18,504	3	18,504	3	18,504	3	
District Court.....	100	2	5	5	460,664	72	72	460,664	72	72	74,611	12	18,504	3	18,504	3	18,504	3	
Kansas--District Court.....	642,961	3,008	200,828	80	36,974	16	16	36,974	16	16	219,138	67	1,900	1	1,900	1	1,900	1	
Kansas--STATE TOTAL.....	230,028	3,008	200,828	80	36,974	16	16	36,974	16	16	219,138	67	1,900	1	1,900	1	1,900	1	
Michigan--STATE TOTAL.....	1,665,010	38,699	218,670	13	808,755	49	49	808,755	49	49	219,138	67	1,900	1	1,900	1	1,900	1	
District Court.....	1,515,047	31,681	194,411	13	717,871	47	47	717,871	47	47	219,138	67	1,900	1	1,900	1	1,900	1	
Municipal Court.....	149,963	7,018	24,259	16	90,884	61	61	90,884	61	61	219,138	67	1,900	1	1,900	1	1,900	1	
Minnesota--County Court.....	487,879	5,979	96,386	20	218,389	45	45	218,389	45	45	219,138	67	1,900	1	1,900	1	1,900	1	
Minnesota--STATE TOTAL.....	3,088,800	2,608	2,608	85	2,608	85	85	2,608	85	85	219,138	67	1,900	1	1,900	1	1,900	1	
County District Court.....	61,464	52,565	86	86	52,565	86	86	52,565	86	86	219,138	67	1,900	1	1,900	1	1,900	1	
Municipal Court.....	3,007,336	2,595	912	85	2,595	912	85	2,595	912	85	219,138	67	1,900	1	1,900	1	1,900	1	
New York--District Court and City Court.....	801,787	8,182	212,856	65	6,282	2	2	6,282	2	2	219,138	67	1,900	1	1,900	1	1,900	1	
North Carolina--District Court.....	131,960	37,263	165,680	21	165,680	21	21	165,680	21	21	219,138	67	1,900	1	1,900	1	1,900	1	
North Dakota--STATE TOTAL.....	131,960	37,263	165,680	21	165,680	21	21	165,680	21	21	219,138	67	1,900	1	1,900	1	1,900	1	
County Court with Increased Jurisdiction.....	59,548	59,548	59,548	100	59,548	100	100	59,548	100	100	219,138	67	1,900	1	1,900	1	1,900	1	
County Justice Court.....	27,664	27,664	27,664	100	27,664	100	100	27,664	100	100	219,138	67	1,900	1	1,900	1	1,900	1	
Municipal Court.....	44,748	44,748	44,748	100	44,748	100	100	44,748	100	100	219,138	67	1,900	1	1,900	1	1,900	1	
Ohio--STATE TOTAL.....	1,377,636	23,266	520,228	38	648,174	47	47	648,174	47	47	219,138	67	1,900	1	1,900	1	1,900	1	
County Court.....	143,591	3,322	56,741	40	66,019	46	46	66,019	46	46	219,138	67	1,900	1	1,900	1	1,900	1	
Municipal Court.....	1,234,045	19,944	463,487	38	582,155	47	47	582,155	47	47	219,138	67	1,900	1	1,900	1	1,900	1	
Pennsylvania--District Justice Court.....	954,021	77,089	781,324	82	781,324	82	82	781,324	82	82	219,138	67	1,900	1	1,900	1	1,900	1	
Puerto Rico--District Court.....	52,353	5,616	31,794	61	31,794	61	61	31,794	61	61	219,138	67	1,900	1	1,900	1	1,900	1	
Texas--STATE TOTAL.....	3,260,793	484,469	2,179,864	67	2,179,864	67	67	2,179,864	67	67	219,138	67	1,900	1	1,900	1	1,900	1	
County Court at Law and Constitutional County Court.....	90,791	1,342	71,792	79	71,792	79	79	71,792	79	79	219,138	67	1,900	1	1,900	1	1,900	1	
Municipal Court.....	2,100,503	327,216	1,277,327	61	1,277,327	61	61	1,277,327	61	61	219,138	67	1,900	1	1,900	1	1,900	1	
Justice of the Peace Court.....	1,059,499	155,911	830,745	78	830,745	78	78	830,745	78	78	219,138	67	1,900	1	1,900	1	1,900	1	
Utah--City Court.....	382,643	6,958	46,984	12	46,984	12	12	46,984	12	12	219,138	67	1,900	1	1,900	1	1,900	1	
Vermont--District Court.....	71,894	369	59,887	83	59,887	83	83	59,887	83	83	219,138	67	1,900	1	1,900	1	1,900	1	
Washington--STATE TOTAL.....	80,713	22,322	22,322	100	22,322	100	100	22,322	100	100	219,138	67	1,900	1	1,900	1	1,900	1	
District Court and Justices of the Peace.....	80,713	22,322	22,322	100	22,322	100	100	22,322	100	100	219,138	67	1,900	1	1,900	1	1,900	1	
the Peace.....	58,391	58,391	58,391	100	58,391	100	100	58,391	100	100	219,138	67	1,900	1	1,900	1	1,900	1	

Note: All available data are entered in the table and all appropriate calculations are included. Blank spaces indicate that either the data are not available or the calculations were not appropriate.

NH = This case type is not handled in this court.
 -- = Not applicable.

*Violations Bureau dispositions: These cases were disposed by a Violations Bureau, usually with just the payment of a fine. In the Texas Justice of the Peace Court these are called payment of fine dispositions.

(continued on next page)

TABLE 44: Traffic disposition type for trial courts, 1978. (continued)

particular court or reporting system information:

The numbers of dispositions reported for Georgia courts in this table are different from those reported in the rest of this report. Georgia defines a case differently when counting types of dispositions than it does when counting filings or total dispositions. The total disposition figures used here are the sums of the number of cases given under each type of disposition.

Data are not complete:

Alaska--The figures given include only "other traffic" cases.

Arizona--Data were unavailable for the Municipal Courts located in Eager, Kingman, Oro Valley, Pagonia, and Peoria.

Florida--Data are given for criminal traffic violations only. This court also handles civil traffic violations, but they may not be resolved by trial.

Georgia--Superior Court--Data are given only for cases filed on or after July 1, 1970.

Kansas--Data do not include juvenile traffic cases.

Michigan--District Court--No data were available from nine locations which represent ten percent of the grand total cases filed.

Minnesota--County Court--Data given do not include juvenile traffic cases.

Puerto Rico--The total trials figure was estimated by adding the trial convictions and trial acquittals.

Texas--All courts--All data are based on incomplete reporting. In the County Courts, ninety-seven percent of the monthly reports were collected. Municipal Court data are based on an ninety percent reporting rate, and do not

include parking cases. Justice of the Peace Courts submitted seventy-seven percent of all possible reports.

Washington--Municipal Court--No data were available for eleven court locations.

Explanation of data included in the category:

Alaska--Dismissals include some change of venue cases.

Arizona--Bond forfeiture data include some guilty pleas.

Georgia--Dismissals are included in the nolle prosequit category.

TABLE 45: Traffic jury and non-jury trial dispositions, 1978.
 State and court. Jury trial definition. Number of dispositions and trials.
 Trials as a percent of dispositions. Numbers of jury trials, jury trials as a
 percent of dispositions and trials

State, and court title	Jury/ trial defini- tion	Number of disposi- tions	Number of trials	Trials as a percent of dispo- sitions	Number of jury trials	Jury trials as a per- cent of dispo- sitions	Jury trials as a per- cent of trials
Alaska:							
District Court.....	A	77,536 ^l	925 ^l	1 ^l	--	--	--
Arizona:							
Municipal Court.....	B	486,991 ^l	27,065 ^l	6 ^l	1,429 ^l	<1 ^l	5 ^l
California:							
Justice Court.....	B	488,757	18,960	4	476	<1	3
Municipal Court.....	F	12,526,357	222,663	2	3,712	<1	2
Colorado:							
County Court.....	C	148,679	9,096	6	754	<1	8
District of Columbia:							
Superior Court.....	A	53,952	1,559	3	70	<1	6
Florida:							
County Court.....	C	403,923	41,866	10	1,638	<1	4
Georgia:							
Superior Court.....	A	14,749	121	<1	59	<1	49
Probate Court.....	A	132,355	599	<1	--	--	--
State Court and County Court.....	A	174,230	2,915	2	347	<1	12
Hawaii:							
Circuit Court.....	C	100	2	2	2	2	100
Idaho:							
District Court.....	C	13	5	38			
Magistrate's Division.....	C	212,206	10,932	5			
Iowa:							
District Court.....	C	187,094	15,420	8	252	<1	2
Kansas:							
District Court.....	C	250,028 ^l	3,008 ^l	1 ^l	94 ^l	<1 ^l	3 ^l
Michigan:							
District Court.....	C	1,515,047 ^l	31,681 ^l	2 ^l	1,694 ^l	<1 ^l	5 ^l
Municipal Court.....	C	149,963	7,018	5	182	<1	3
Minnesota:							
County Court.....	A	518,806	5,979	1	336	<1	6
New York:							
District Court and City Court.....	A	326,599	8,182	3			
North Carolina:							
District Court.....	E	801,787	37,263	5	--	--	--
North Dakota:							
Municipal Court.....	A	44,748	44,640	99	--	--	--
Ohio:							
County Court.....	C	143,591	3,322	2	154	<1	5
Municipal Court.....	C	1,234,045	19,944	2	713	<1	4
Oklahoma:							
District Court.....	A	201,579	13,296	7			
Oregon:							
Municipal Court.....	C	176,848 ^l	26,467 ^l	15 ^l			
Pennsylvania:							
District Justice Court.....	A	954,021	77,089	8	--	--	--
Texas:							
Municipal Court.....	A	2,110,503 ^{lj}	327,216 ^{lj}	16 ^{lj}	1,759 ^{lj}	<1 ^{lj}	<1
Justice of the Peace Court.....	A	1,059,499 ^{lj}	155,911	15 ^{lj}	2,921	<1 ^{lj}	2
Texas County Court at Law, Constitutional County Court, and Probate Court.....	A	90,791 ^{lj}	1,342 ^{lj}	2 ^{lj}	930 ^{lj}	1 ^{lj}	69 ^{lj}
Utah:							
City Court.....	C	382,643	6,958	2	239	<1	3
Vermont:							
District Court.....	A	71,894	369	1	9	<1	2
Washington:							
District Court and Justice of the Peace.....	C		58,391		902		2
Municipal and Police Court.....	C		22,322		168		1
Wisconsin:							
Circuit Court and County Court.....	F	71,581	12,302	17	477	<1	4

(continued on next page)

TABLE 45: Traffic jury and non-jury trial dispositions, 1978. (continued)

Note: All available data are entered in the table and all appropriate calculations are included. Blank spaces indicate that the data were not available or calculations were inappropriate.
 -- = Not applicable.

†Data are not complete:

Alaska--District Court--Data only include other traffic, a category which represents 92 percent of the traffic fillings.

Arizona--Municipal Court--Data were unavailable from five court locations.

Kansas--Data do not include juvenile traffic cases.

Michigan--District Court--Data were not given for Ann Arbor, Birmingham, Lapeer County, Kalamazoo, Livonia, Muskegon County, St. Joseph's County, South Haven, and Southfield.

Oregon--Only partial reports were received from 14 municipalities.

Texas--The Municipal Court reported 90% of their monthly reports, while the Justice of the Peace Court reported 77% and the Texas County Court at Law, Constitutional County Court, and Probate Court reported 97%.

‡Explanation of data included in the category:

Texas--Municipal Court--Does not include parking violations.--The County Court of Law, Constitutional County Court, and Probate Court are the only courts in the state that handle DWI/DUI cases.

Trial definitions:

A = A trial is counted if tried to judgment, completion, verdict, or decision.

B = A jury trial is counted when the jury selection begins (first juror is drawn).

C = A jury trial is counted when the jury is sworn (impaneled).

D = A non-jury trial is counted when the first witness is sworn.

E = A non-jury trial is counted at the point when an opening statement or the introduction of any evidence occurs.

F = A trial is counted when it has officially begun.

TABLE 46: Juvenile caseload for general jurisdiction, limited jurisdiction, and all trial courts 1978.
State juvenile population. Disposed and end pending as a percent of filed. Number and percent change in pending

State	General jurisdiction courts								Limited	
	Beginning pending	Filed	Disposed	End pending	As percent of filed		Change in pending		Beginning pending	Filed
					Disposed	End pending	Number	Percent		
Alabama		17,229	15,072		87		(2,157)		2,740 ^P	
Alaska		1,296	1,063		82		(233)		NH	NH
Arizona	240 ⁱ	1,207 ⁱ	1,177 ⁱ	270 ⁱ	98 ⁱ	22 ⁱ	30 ⁱ	12 ⁱ	NH	NH
Arkansas	NH	NH	NH	NH	--	--	--	--		9,177
California		105,227	99,347		94		(5,880)		NH	NH
Colorado		16,782							NH	NH
Connecticut	NH	NH	NH	NH	--	--	--	--	4,444	14,854
Delaware	NH	NH	NH	NH	--	--	--	--		8,702
District of Columbia	1,224	6,384	6,502	1,106	102	17	-118	-10	--	--
Florida		76,723 ⁱ	71,516 ⁱ		93 ⁱ		(5,207 ⁱ)		NH	NH
Georgia	NH	NH	NH	NH	--	--	--	--		33,843
Guam	381	935	1,273	43	136	5	-338	-89	--	--
Hawaii	3,414	7,756	7,751	3,419	100	44	5	<1	NH	NH
Idaho	2,346	7,915	7,406	2,855	94	36	509	22	--	--
Illinois	13,116	29,183	26,517	16,278	91	56	3,162	24	--	--
Indiana	10,462	16,978	16,267	11,173	96	66	711	7	2,428	7,409
Iowa		6,195	5,915		95		(280)		--	--
Kansas		25,971	9,861 ⁱ						NH	NH
Kentucky	NH	NH	NH	NH	--	--	--	--		34,114
Louisiana	NH	NH	NH	NH	--	--	--	--		33,361 ⁱ
Maine	NH	NH	NH	NH	--	--	--	--		5,350
Maryland	4,574 ^j	22,371	22,217	4,190 ^j	99		-384 ^j	-8 ^j	2,642 ^j	2,094
Massachusetts	NH	NH	NH	NH	--	--	--	--		53,109
Michigan	NH	NH	NH	NH	--	--	--	--		24,415 ⁱ
Minnesota										
Mississippi										
Missouri	9,410	18,563	18,054	9,919	97	53	509	5	NH	NH
Montana		1,381	1,005		73		(376)			
Nebraska	NH	NH	NH	NH	--	--	--	--	1,073 ^P	4,677
Nevada		708 ⁱ							NH	NH
New Hampshire	NH	NH	NH	NH	--	--	--	--		
New Jersey	NH	NH	NH	NH	--	--	--	--	13,491	92,380
New Mexico	2,514	3,811	4,693	1,632	123	43	-882	-35	NH	NH
New York	NH	NH	NH	NH	--	--	--	--	24,487 ⁱ	48,818 ⁱ
North Carolina	NH	NH	NH	NH	--	--	--	--		21,629
North Dakota		5,709							NH	NH
Ohio	19,773	210,539	206,258	24,054	98	11	4,281	22	NH	NH
Oklahoma	6,273	8,141	6,863	7,548	84	93	1,275	20	NH	NH
Oregon		14,523								133
Pennsylvania	6,272	37,365	37,750	5,887	101	16	-385	-6	NH	NH
Puerto Rico	1,449	5,595	6,085	959	109	17	-490	-34	NH	NH
Rhode Island	NH	NH	NH	NH	--	--	--	--		6,888 ^P
South Carolina	NH	NH	NH	NH	--	--	--	--		
South Dakota		2,735 ⁱ	1,458 ⁱ						--	--
Tennessee	NH	NH	NH	NH	--	--	--	--		
Texas	5,244 ⁱ	12,329 ⁱ	12,952 ⁱ	4,621 ⁱ	105 ⁱ	37 ⁱ	-623 ⁱ	-12 ⁱ	1,308 ⁱ	1,211 ⁱ
Utah	NH	NH	NH	NH	--	--	--	--		23,367
Vermont	NH	NH	NH	NH	--	--	--	--	198	1,097
Virginia	NH	NH	NH	NH	--	--	--	--		126,709
Washington		17,406							NH	NH
West Virginia	3,097	6,115	6,251	2,961	102	48	-136	-4	NH	NH
Wisconsin	4,728	27,578	26,080	6,225	95	23	1,497	32	NH	NH
Wyoming		957							NH	NH

Note: All available data are entered in the table and all appropriate calculations are included. Blank spaces indicate that the data are not available or the calculations were not appropriate.

State totals represent reported data only, which may or may not include all of the actual caseload information.

NH = This case type is not handled in this court.

-- = Not applicable.

ⁱData are not complete:

Arizona--General jurisdiction court--There were no data reported for the courts located in Maricopa or Yuma counties.

Florida--General jurisdiction court--Data do not include status of offenses.

Georgia--Limited jurisdiction courts--No disposed data were available for the Court of Ware County.

Kansas--General jurisdiction court--Disposed figures do not include other juvenile cases.

Louisiana--Limited jurisdiction courts--No data were available for two locations of the City Court and Parish Court; data for the entire year for six other locations were estimated, based on varying amounts of data.

Maine--Limited jurisdiction courts--Data for the District Court were not reported for two court locations during six months of the reporting system.

Jurisdiction courts						All trial courts							
Disposed	End pending	As percent of filed		Change in pending		Beginning pending	Filed	Disposed	End pending	As percent of filed		Change in pending	
		Disposed	End pending	Number	Percent					Disposed	End pending	Number	Percent
						2,740 ^P	17,229 ^P	15,072 ^P		87 ^P		(2,157 ^P)	
NH	NH	--	--	--	--		1,296	1,063		82		(233)	
NH	NH	--	--	--	--	240 ^I	1,207 ^I	1,177 ^I	270 ^I	98 ^I	22 ^I	30 ^I	12 ^I
							9,177						
NH	NH	--	--	--	--		105,227	99,347		94		(5,880)	
NH	NH	--	--	--	--		16,782						
14,549	4,749	98	32	305	7	4,444	14,854	14,549	4,749	98	32	305	7
--	--	--	--	--	--		8,702						
--	--	--	--	--	--	1,224	6,384	6,502	1,106	102	17	-118	-10
NH	NH	--	--	--	--		76,723 ^I	71,516 ^I		93 ^I		(5,207 ^I)	
31,685 ^I							33,843	31,685 ^I					
--	--	--	--	--	--	381	935	1,273	43	136	5	-338	-89
NH	NH	--	--	--	--	3,414	7,756	7,751	3,419	100	44	5	<1
--	--	--	--	--	--	2,346	7,915	7,406	2,855	94	36	509	22
--	--	--	--	--	--	13,116	29,183	26,517	16,278	91	56	3,162	24
6,709	3,128	91	42	700	29	12,890	24,387	22,976	14,301	94	59	1,411	11
--	--	--	--	--	--		6,195	5,915		95		(280)	
NH	NH	--	--	--	--		25,971	9,861 ^I					
26,129		77		(7,985)			34,114	26,129		77		(7,985)	
4,400 ^I							33,361 ^I	4,400 ^I ^P					
1,907 ^I							5,350	1,907 ^I					
2,267	2,456 ^I	108		-186 ^I	-7 ^I	7,216 ^I	24,465	24,484	6,646 ^I	100		-570 ^I	-8 ^I
33,013 ^P							53,109	33,013 ^P					
15,799							24,415 ^I						
NH	NH	--	--	--	--	9,410	18,563	18,054	9,919	97	53	509	5
3,009	1,014 ^P			(1,368)		1,073 ^P	1,381 ^P	1,005 ^P		73 ^P		(376 ^P)	
NH	NH	--	--	--	--		4,677	3,009 ^P	1,014 ^P				
6,366							708 ^I						
								6,366					
90,736	15,135	98	16	1,644	12	13,491	92,380	90,736	15,135	98	16	1,644	12
NH	NH	--	--	--	--	2,514	3,811	4,693	1,632	123	43	-882	-35
59,778 ^I	13,297 ^I	122 ^I	27 ^I	-11,190 ^I	-46 ^I	24,487 ^I	48,818 ^I	59,778 ^I	13,297 ^I	122 ^I	27 ^I	-11,190 ^I	-46 ^I
22,581		104		(-952)			21,629	22,581		104		(-952)	
NH	NH	--	--	--	--		5,709						
NH	NH	--	--	--	--	19,773	210,539	206,258	24,054	98	11	4,281	22
NH	NH	--	--	--	--	6,273	8,141	6,863	7,548	84	93	1,275	20
							14,656						
NH	NH	--	--	--	--	6,272	37,365	37,750	5,887	101	16	-385	-6
NH	NH	--	--	--	--	1,449	5,595	6,085	959	109	17	-490	-34
							6,888 ^P						
15,551								15,551					
--	--	--	--	--	--		2,735 ^I	1,458 ^I					
990 ^I	1,529 ^I	82 ^I	126 ^I	221 ^I	17 ^I	6,552 ^I	13,540 ^I	13,942 ^I	6,150 ^I	103 ^I	45 ^I	-402	-6
							23,367						
1,054	241	96	22	43	22	198	1,097	1,054	241	96	22	43	22
115,350		91		(11,359)			126,709	115,350		91		(11,359)	
NH	NH	--	--	--	--		17,406						
NH	NH	--	--	--	--	3,097	6,115	6,251	2,961	102	48	-136	-4
NH	NH	--	--	--	--	4,728	27,578	26,080	6,225	95	23	1,497	32
NH	NH	--	--	--	--		957						

Michigan--Limited jurisdiction courts--Incomplete data were available from six locations of the Probate Court.

Nevada--General jurisdiction court--The only data that were available are for the court located in the Second District (Washoe County). Approximately twenty-five percent of the total state population lives there.

New York--Limited jurisdiction courts--Incomplete data were available from the Family Court in Kings County.

South Dakota--General jurisdiction court--No data are included for cases heard by the lawyer magistrates and lay magistrate/clerks who also serve this court. The filed figure does not include other juvenile cases; the disposed figure does not include criminal-type offense or status offense cases.

Texas--All courts--Data reported for all courts in this table are based on a less than complete number of monthly reports. The reporting rate for the Texas District Court and Criminal District Court (general jurisdiction) was ninety-eight percent and for the Constitutional County Court and County Court at Law (limited jurisdiction) was ninety-seven percent.

Explanation of data included in the category:

Maryland--All courts--Pending data include figures for criminal adult offenses against juveniles in addition to the juvenile data. Juvenile cases are heard in the District Court (the court of limited jurisdiction) in Montgomery County, but in the Circuit Court (the court of general jurisdiction) in the rest of the state.

PData were not available for all courts in the state. See Tables 15 and 16 for more detail on the sources of data reported in this table.

TABLE 47: Criminal-type offense caseload for trial courts, 1978.
 State juvenile population. Courts reporting criminal-type offense caseload. Disposed and end pending as a percent of filed. Number and percent change in pending. Filed per 100,000 juvenile population

State and court title	Juvenile population in thousands	Beginning pending	Filed	Disposed	End pending	As percent of filed		Change in pending		Filed (disposed) per 100,000 population
						Disposed	End pending	Number	Percent	
Alaska--Superior Court.....	148		1,153							779
California--Superior Court.....	6,250		87,703	83,334		95		(4,369)		1,403
Colorado--District Court and Denver Juvenile Court.....	799		6,271							785
Connecticut--Juvenile Court.....	846	4,046	13,945	13,601	4,390	98	31	344	9	1,648
Delaware--Family Court.....	170		6,543							3,849
District of Columbia--Superior Court.....	176	1,033	5,512	5,601	944	102	17	-89	-9	3,132
Florida--Circuit Court.....	2,237		55,893	53,693		96		(2,200)		2,499
Georgia--Juvenile Court ^C , ¹	1,576		20,393	19,048 ¹						1,294
Guam--Superior Court.....		144	816	935	25	115	3	-119	-83	
Hawaii--Circuit Court.....	276	2,036	4,785	4,843	1,978	101	41	-58	-3	1,734
Idaho--STATE TOTAL.....	287	2,115	7,388	6,925	2,578	94	35	463	22	2,574
District Court.....	--	2	0	1	1	--	--	-1	-50	0
Magistrates Division ²	--	2,113	7,388	6,924	2,577	94	35	464	22	2,574
Kansas--District Court.....	653		3,982							610
Louisiana--City Court and Parish Court, and Municipal and Traffic Court.....	1,306		4,446	3,780		85		(666)		340
Maryland--STATE TOTAL.....	1,185		20,985	20,891		100		(94)		1,771
Circuit Court.....	--		19,607	19,414		99		(193)		1,655
District Court.....	--		1,378	1,477		107		(-99)		116
Massachusetts--STATE TOTAL.....	1,565		49,108	30,208 ^P						3,138
District Court.....	--		37,371	30,208		81		(7,163)		2,388
Juvenile Court.....	--		11,737							750
Michigan--Probate Court.....	2,795		12,647 ¹							452 ¹
Minnesota--County Court.....	1,190			13,126						(1,103)
New Hampshire--STATE TOTAL.....	254			5,358						(2,109)
District Court.....	--			5,066						(1,994)
Municipal Court.....	--			292						(115)
New Jersey--Juvenile and Domestic Relations Court.....	2,050	12,554	81,827	80,352	14,029	98	17	1,475	12	3,392
New York--Family Court.....	4,890	11,673 ¹	26,798 ¹	31,629 ¹	6,842 ¹	118 ¹	26 ¹	-4,831 ¹	-41 ¹	548 ¹
North Carolina--District Court.....	1,638		12,642	12,245		97		(397)		772
North Dakota--District Court.....	198		2,823							1,426
Oklahoma--District Court.....	814	3,275	4,379	3,816	3,838	87	88	563	17	538
Puerto Rico--Superior Court.....		1,449	5,595	6,085	959	109	17	-490	-34	
Rhode Island--Family Court.....	254		6,400							2,520
South Carolina--Family Court.....	914			12,015						(1,315)
South Dakota--Circuit Court ¹	209		2,403 ¹							1,150 ¹
Texas--STATE TOTAL.....	4,053		9,899 ¹							244 ¹
District Court and Criminal District Court.....	--		8,923 ¹							220 ¹
County Court at Law, Constitutional County, and Probate Court ¹	--		976 ¹							24 ¹
Utah--Juvenile Court.....	487		15,252							3,132
Wisconsin--Circuit Court and County Court.....	1,377	3,179	15,466	14,551	4,097	94	26	918	29	1,123

Note: All available data are entered in the table and all appropriate calculations are included. Blank spaces indicate that the data are not available or the calculations were not appropriate.

-- = Not applicable.

^CJudge Information:

Judges of the Georgia State Court handle juvenile cases in those circuits not served by a Juvenile Court. Those cases are included in these figures.

¹Data are not complete:

Georgia--Data are not available for cases disposed in Ware County.

Michigan--Probate Court--Incomplete data were received from six counties. Data reported for all other locations were complete.

New York--Incomplete data were available from Kings County.

South Dakota--No data are included for cases disposed by lawyer magistrates or lay magistrates/clerks in this court.

Texas--All data given are based on incomplete reporting by the courts. The District Court reporting rate was ninety-eight percent; the reporting rate for the County Court at Law, Constitutional County Court, and Probate Court was ninety-seven percent.

^PData were not available for all courts in the state.

TABLE 48: Status offense caseload for trial courts, 1978.
 State juvenile population. Courts reporting status offense caseload. Disposed and end pending as a percent of filed. Number and percent change in pending. Filed per 100,000 juvenile population

State and court title	Juvenile population in thousands	Beginning pending	Filed	Disposed	End pending	As percent of filed		Change in pending		Filed (disposed) per 100,000 population
						Disposed	End pending	Number	Percent	
Colorado--District Court and Denver Juvenile Court.....	799		924							116
Delaware--Family Court.....	170		2,159							1,270
District of Columbia--Superior Court.....	176	26	370	358	38	97	10	12	46	210
Georgia--Juvenile Court ^{C, I}	1,576		8,041	7,617 ^I						510
Hawaii--Circuit Court.....	276	518	1,367	1,348	537	99	39	19	4	495
Kansas--District Court.....	653		6,656							1,019
Massachusetts--STATE TOTAL.....	1,565		2,669	2,271 ^P						171
District Court.....	--		1,369	2,271		166		(-902)		87
Juvenile Court.....	--		1,300							83
Michigan--Probate Court.....	2,795		4,201 ^I							150 ^I
New Hampshire--STATE TOTAL.....	254			538						(212)
District Court.....	--			512						(202)
Municipal Court.....	--			26						(10)
New Jersey--Juvenile and Domestic Relations Court.....	2,050	937	10,553	10,384	1,106	98	10	169	18	515
New York--Family Court.....	4,890	5,121 ^I	12,768 ^I	15,391 ^I	2,498 ^I	121 ^I	20 ^I	-2,623 ^I	-51 ^I	261 ^I
North Carolina--District Court.....	1,638		3,789	3,934		104		(-145)		231
North Dakota--District Court.....	198		2,487							1,256
Oklahoma--District Court.....	814	1,272	1,262	1,169	1,365	93	108	93	7	155
South Dakota--Circuit Court ^I	209		332							159
Texas--STATE TOTAL.....	4,053		1,597 ^I							39 ^I
District Court and Criminal District Court.....	--		1,362 ^I							34 ^I
County Court at Law, Constitutional County Court, and Probate Court ^I	--		235 ^I							6 ^I
Utah--Juvenile Court.....	487		6,382							1,310
Wisconsin--Circuit Court and County Court.....	1,377	822	7,750	7,392	1,175	95	15	353	43	563

Note: All available data are entered in the table and all appropriate calculations are included. Blank spaces indicate that either the data are not available or the calculations were not appropriate.
 State totals represent reported data only, which may or may not include all of the actual caseload information.

-- = Not applicable.

^CJudge Information:

Georgia--Judges of the State Court handle juvenile cases in those circuits not served by a Juvenile Court. Those cases are included in these figures.

^IData are not complete:

Georgia--Data are not available for cases disposed in Ware County.

Michigan--Incomplete data were available from six locations. All other locations were complete.

New York--Incomplete data were available from Kings County.

South Dakota--No data are included for cases heard by lawyer magistrates or lay magistrates/clerks in this court.

Texas--All courts--Data for all courts are based on an incomplete number of monthly reports. The reporting rate was ninety-eight percent for the District Court and ninety-seven percent for the County Courts.

^PData were not available for all courts in the state.

TABLE 49: Non-offense caseload for trial courts, 1978.
State juvenile population. Courts reporting non-offense caseload. Disposed and end pending as a percent of filed. Number and percent change in pending. Filed per 100,000 juvenile population

State and court title	Juvenile population in thousands	Beginning pending	Filed	Disposed	End pending	As percent of filed		Change in pending		Filed (disposed) per 100,000 population
						Disposed	End pending	Number	Percent	
Arizona--Superior Court ¹	744	240 ¹	1,207 ¹	1,177 ¹	270 ¹	98 ¹	22 ¹	30 ¹	12 ¹	162 ¹
California--Superior Court.....	6,250		17,524	16,013		91		(1,511)		280
Colorado--District Court and Denver Juvenile Court.....	799		2,191							274
Connecticut--Juvenile Court.....	846	398	909	948	359	104	39	-39	-10	107
District of Columbia--Superior Court.....	176	165	502	543	124	108	25	-41	-25	285
Florida--Circuit Court.....	2,237		20,830	17,823		86		(3,007)		931
Georgia--Juvenile Court ^{c, 1}	1,576		4,387	4,016 ¹						278
Hawaii--Circuit Court.....	276	167	365	290	242	79	66	75	45	132
Idaho--STATE TOTAL.....	287	231	527	481	277	91	53	46	20	184
District Court.....	--	1	1	1	1	100	100	0	0	<1
Magistrates Division.....	--	230	526	480	276	91	52	46	20	183
Kansas--District Court.....	653		1,899							291
Louisiana--City Court, Parish Court and Municipal and Traffic Court.....	1,306		395 ¹	359 ¹		91 ¹		(36 ¹)		30 ¹
Massachusetts--STATE TOTAL.....	1,565		1,332	534 ^P						85
District Court.....	--		964	534		55		(430)		62
Juvenile Court.....	--		368							24
Michigan--Probate Court.....	2,795		3,824 ¹							137 ¹
Minnesota--County Court.....	1,190			1,797						(151)
New Hampshire--STATE TOTAL.....	254			470						(185)
District Court.....	--			455						(179)
Municipal Court.....	--			15						(6)
New York--Family Court.....	4,890	7,252 ¹	8,970 ¹	12,044 ¹	3,948 ¹	134 ¹	44 ¹	-3,304 ¹	-46 ¹	183 ¹
North Carolina--District Court.....	1,638		5,198	6,402		123		(-1,204)		317
North Dakota--District Court.....	198		329							166
Oklahoma--District Court.....	814	1,723	2,384	1,827	2,277	77	96	554	32	293
Rhode Island--Family Court.....	254		420							165
South Carolina--Family Court.....	914			199						(22)
Utah--Juvenile Court.....	487		1,733							356
Wisconsin--Circuit Court and County Court.....	1,377	822	7,750	7,392	1,175	95	15	353	43	563

Note: All data are entered in the table and all appropriate calculations are included. Blank spaces indicate that either the data are not available or the calculations were not appropriate.

-- = Not applicable.

^cJudge Information:

Georgia--Judges of the State Court handle juvenile cases in those circuits not served by a Juvenile Court. Those cases are included in these figures.

¹Data are not complete:

Arizona--Data were unavailable from Maricopa and Yuma counties.

Georgia--No data were available for cases disposed in Ware County.

Louisiana--Data were unavailable from the courts located in the cities of Houma and Plaquemines.

Michigan--Only incomplete data were available from six locations. Data from all other locations were complete.

New York--Only incomplete data were available from Kings County.

^PData were not available for all courts in the state.

TABLE 50: Filed cases (total, civil, criminal, and juvenile cases) for trial courts, 1969-1978. Trial courts reporting five or more years of cases filed data

State and court title	1969	1970	1971	1972	1973	1974	1975	1976	1977	1978
Total cases										
Arizona--Superior Court.....	49,362	50,977	52,110	64,943	75,538	86,464	90,575	84,774	94,270	94,795
Arkansas--STATE TOTAL.....	21,158	22,478	21,109	21,991	24,979	28,642	32,795	33,013	35,848	38,692
Circuit Court.....	28,251	28,233	30,760	34,368	35,541	37,608	38,633	39,716	41,512	42,867
Chancery Court and Probate Court.....	173	246	241	278	248	367	364	241	250	371
Court of Common Pleas.....	11,814,295	13,001,054	13,417,794	13,357,774	13,338,348	13,985,522	15,250,622	15,910,437	16,509,674	17,290,024
California--STATE TOTAL.....	493,631	507,163	527,488	522,256	562,248	602,470	662,470	713,880	726,659	762,659
Circuit Court.....	1,252,728	1,228,981	1,237,765	1,298,940	1,202,217	1,181,749	1,305,928	1,071,503	825,578	692,543
Justice Court.....	10,067,936	11,264,910	11,652,541	11,536,578	11,603,568	12,241,525	13,342,224	14,171,812	14,970,216	15,870,822
Municipal Court.....	106,158	118,292	118,292	221,423	242,594	271,668	315,957	319,397	335,760	347,484
Colorado--STATE TOTAL.....	77,220	80,540	86,511	14,063	1,682	1,608	1,608	1,608	1,608	2,408
District Court and Denver Superior, Juvenile, and Probate Courts.....	105,293	116,258	116,258	130,140	159,767	175,711	197,756	198,550	212,112	222,960
Water Court.....	90,035	94,429	99,400	109,124	109,866	109,210	135,746	139,289	153,627	152,920
Delaware--STATE TOTAL.....	5,642	6,198	6,570	8,649	8,289	8,546	11,260	8,668	7,984	6,625
Superior Court.....	288	350	354	351	359	452	366	408	368	400
Court of Chancery.....	4,386	4,857	5,262	5,260	6,436	6,779	8,375	9,116	9,737	9,583
Court of Common Pleas.....	15,685	15,977	17,662	13,787	14,294	17,113	21,206	21,957	24,513	25,533
Family Court.....	64,034	67,047	69,552	81,073	76,508	76,320	94,510	99,140	111,425	110,779
Justice of the Peace Court.....	288,119	272,183	231,894	231,894	231,894	241,417	250,210	262,419	275,670	298,226
District of Columbia--Superior Court.....	175,248	37,309	36,947	39,534	42,038	45,066	48,090	51,114	54,138	57,162
Iddaho--District Court and Magistrates Division.....	89,530	95,264	100,734	87,353	90,845	1,019,005	1,125,426	1,287,753	1,291,446	1,317,737
Kansas--District Court.....	89,530	95,264	100,734	87,353	90,845	1,019,005	1,125,426	1,287,753	1,291,446	1,317,737
Maryland--STATE TOTAL.....	98,129	102,213	111,717	779,936	814,838	918,047	1,015,019	1,166,558	1,158,424	1,184,816
District Court.....	14,716	15,060	16,469	18,401	19,917	21,974	23,719	24,189	24,737	26,615
Superior Court.....	140,367	156,346	165,452	183,841	192,455	206,627	228,277	242,915	249,126	267,261
Superior Court and County Court.....	66,628	70,576	76,782	84,571	87,196	84,934	94,731	96,957	97,409	101,421
Juvenile and Domestic Relations Court.....	73,739	85,770	88,670	99,270	105,259	121,693	133,546	146,558	151,717	165,840
North Carolina--STATE TOTAL.....	33,791	37,725	39,790	41,540	44,943	50,987	55,052	56,889	64,422	68,419
Superior Court.....	275,784	333,601	356,611	48,542	50,849	56,693	64,424	63,321	61,665	64,819
District Court.....	140,367	156,346	165,452	183,841	192,455	206,627	228,277	242,915	249,126	267,261
Oklahoma--District Court.....	33,791	37,725	39,790	41,540	44,943	50,987	55,052	56,889	64,422	68,419
Oregon--STATE TOTAL.....	190	203,012	221,049	364,818	384,131	449,610	457,687	553,285	549,154	603,692
Circuit Court.....	190	203,012	221,049	364,818	384,131	449,610	457,687	553,285	549,154	603,692
Tax Court.....	190	203,012	221,049	364,818	384,131	449,610	457,687	553,285	549,154	603,692
District Court.....	190	203,012	221,049	364,818	384,131	449,610	457,687	553,285	549,154	603,692
Pennsylvania--Court of Common Pleas.....	15,334	17,847	18,294	19,469	22,487	26,242	29,569	30,998	32,419	32,663
Rhode Island--STATE TOTAL.....	75,614	79,400	83,154	85,981	88,751	98,249	104,382	106,819	117,351	125,058
Superior Court.....	84,810	88,627	92,369	95,413	99,413	116,477	121,811	127,965	135,630	143,830
Municipal and Police Court.....	418,224	441,488	441,488	455,959	422,546	414,475	399,097	429,371	475,181	480,440
District Court and Justices of the Peace.....	317,802	336,791	336,791	365,720	367,126	440,155	490,191	496,864	533,978	572,760
Tennessee--STATE TOTAL.....	78,052	84,397	81,995	81,272	86,644	101,382	109,869	112,811	118,220	117,416
Circuit Court and Criminal Court.....	59,660	63,528	60,571	58,009	61,567	69,998	76,058	76,966	81,335	80,895
Law and Equity Court.....	3,058	3,022	3,130	3,794	4,590	5,182	4,242	4,847	4,466	3,868
Chancery Court.....	15,334	17,847	18,294	19,469	22,487	26,242	29,569	30,998	32,419	32,663
Utah--District Court.....	75,614	79,400	83,154	85,981	88,751	98,249	104,382	106,819	117,351	125,058
Virginia--Circuit Court.....	84,810	88,627	92,369	95,413	99,413	116,477	121,811	127,965	135,630	143,830
Washington--STATE TOTAL.....	418,224	441,488	441,488	455,959	422,546	414,475	399,097	429,371	475,181	480,440
Superior Court.....	317,802	336,791	336,791	365,720	367,126	440,155	490,191	496,864	533,978	572,760
Municipal and Police Court.....	418,224	441,488	441,488	455,959	422,546	414,475	399,097	429,371	475,181	480,440
District Court and Justices of the Peace.....	317,802	336,791	336,791	365,720	367,126	440,155	490,191	496,864	533,978	572,760

TABLE 50: Filed cases (total, civil, criminal, and juvenile cases) for trial courts, 1969-1978. (continued)

State and court title	1969	1970	1971	1972	1973	1974	1975	1976	1977	1978
CIVIL cases										
California--STATE TOTAL.....	706,570	725,146	700,959	718,510	785,661	844,875	937,832	933,638	939,224	1,003,579
Superior Court.....	86,594	95,627	104,214	110,656	120,159	137,849	156,626	167,746	167,836	175,078
Justice Court.....	71,963	67,041	59,016	60,434	65,192	69,134	69,134	98,031	49,828	45,635
Municipal Court.....	546,013	562,478	537,729	547,805	600,350	639,686	712,072	707,861	721,960	782,866
Colorado--STATE TOTAL.....	14,980	15,743	15,743	82,185	76,689	86,704	106,115	114,318	122,568	127,095
District Court and Denver Superior and Probate Courts.....				54,127	57,587	65,681	80,226	82,035	83,439	84,224
Water Court.....		865	2,034	14,063	3,287	1,608	1,608	1,640	1,682	2,408
County Court.....		14,115	13,709	13,995	15,815	19,256	24,281	30,543	37,449	40,463
Connecticut--STATE TOTAL.....	25,755	29,071	26,577	27,871	28,107	30,779	48,904	56,591	57,232	58,074
Superior Court.....	17,565	19,399	18,221	19,822	20,279	23,170	25,003	25,793	26,750	27,926
Court of Common Pleas.....	8,190	9,618	9,356	9,045	7,828	7,609	23,901	30,798	30,482	30,148
Delaware--STATE TOTAL.....	5,835	6,156	6,081	6,177	7,915	8,006	10,673	6,641	7,267	6,781
Superior Court.....	4,085	4,105	4,081	4,638	5,256	5,369	7,173	4,882	3,487	3,332
Court of Chancery.....	288	350	354	355	339	452	386	408	368	400
Court of Common Pleas.....	1,460	1,701	1,646	1,484	2,230	2,185	3,114	3,354	3,412	3,049
District of Columbia--Superior Court.....				233,930	237,514	246,677	257,652	265,652	262,654	208,828
Kansas--District Court.....	25,995	28,737	29,826	31,649	33,491	33,491	35,312	37,811	38,005	92,076
Maryland--STATE TOTAL.....	50,384	53,667	57,985	277,593	298,429	345,253	356,531	394,970	437,362	472,908
Circuit Court.....	50,384	53,667	57,985	50,591	52,601	53,916	57,330	62,158	66,026	74,720
District Court.....				227,002	245,828	291,337	299,201	332,812	371,336	398,260
Michigan--Circuit Court.....	82,292	87,123	91,346	100,772	111,417	117,146	127,229	126,924	130,433	115,039
Missouri--Circuit Court and Court of Common Pleas.....	12,133	12,741	12,868	65,954	63,259	66,591	74,314	74,474	72,132	79,578
New Hampshire--Superior Court.....	258,643	298,757	321,547	332,097	351,516	366,923	395,061	420,668	440,902	465,682
New Jersey--STATE TOTAL.....	46,430	47,800	48,910	58,366	56,366	56,901	63,231	64,877	68,371	74,537
Superior Court and County Court.....	180,674	215,491	237,548	239,213	251,743	260,664	280,941	293,917	303,057	317,885
County District Court.....	31,529	35,466	35,089	41,407	41,407	49,358	50,889	61,874	69,474	73,460
Juvenile and Domestic Relations Court.....				156,868	179,858	213,689	230,347	235,584	255,056	275,661
North Carolina--STATE TOTAL.....	97,914	115,389	120,892	148,739	171,368	203,824	219,428	224,810	244,659	264,120
Superior Court.....	190	202	189	130,189	142,744	156,342	166,164	168,834	181,312	189,161
District Court.....				175	223	148	232	181	148	138
Oregon--Tax Court.....				26,141	26,738	31,217	33,335	29,026	28,488	29,196
Rhode Island--District Court.....	58,651	63,507	60,113	61,168	66,691	74,799	80,407	83,202	86,347	85,909
Tennessee--STATE TOTAL.....	40,259	42,638	38,689	37,905	39,614	43,375	46,596	47,357	49,462	49,378
Circuit Court.....	3,058	3,022	3,130	3,794	4,590	5,182	4,242	4,590	4,466	3,868
Law and Equity Court.....	15,334	17,847	18,294	19,469	22,487	26,242	29,469	30,998	32,419	32,663
Chancery Court.....				20,207	21,594	**	26,029	25,533	27,010	28,542
Utah--DISTRICT COURT.....				10,599	10,599					
Criminal cases										
California--STATE TOTAL.....	687,937	748,351	748,161	746,660	742,193	742,109	774,966	775,479	804,856	791,971
Superior Court.....	68,159	71,422	76,386	65,487	61,605	54,635	55,635	54,906	54,953	55,369
Justice Court.....	89,573	91,899	90,694	94,098	97,518	98,080	97,344	83,863	71,973	63,500
Municipal Court.....	530,205	585,030	581,081	587,115	583,070	589,394	621,987	636,710	678,220	673,102
Colorado--STATE TOTAL.....		91,178	102,549	126,502	153,627	167,990	188,044	182,241	190,353	197,522
District Court and Denver Superior Court.....				102,549	126,502	167,990	188,044	182,241	190,353	197,522
County Court.....				116,145	143,952	156,455	173,475	167,907	174,663	182,497
Delaware--STATE TOTAL.....	11,875	11,702	12,785	15,513	15,634	15,606	18,133	18,502	19,382	18,720
Superior Court.....	1,957	2,093	2,489	4,011	3,042	3,177	3,177	3,786	4,097	3,293
Court of Common Pleas.....	2,926	3,156	3,616	3,776	4,116	4,594	5,261	5,762	6,325	6,534
Municipal Court of Wilmington.....	7,392	6,453	6,680	7,726	8,476	7,775	8,785	8,785	9,540	8,893
District of Columbia--Superior Court.....				26,524	26,822	29,460	31,143	29,604	27,980	26,420
Kansas--District Court.....	4,627	5,306	5,325	5,660	5,459	6,043	6,726	7,255	19,835	25,211
Maryland--STATE TOTAL.....	23,280	24,974	22,308	133,469	129,502	142,575	167,402	186,737	199,370	199,370
Circuit Court.....	23,280	24,974	22,308	20,546	21,081	24,603	29,606	33,744	43,171	35,729
District Court.....				112,923	108,821	117,972	137,796	152,993	156,199	156,199

Table 48, page 3

Michigan--Circuit Court.....	15,837	18,090	20,371	19,027	21,659	26,172	26,172	17,744
Missouri--Circuit Court and Court of Common Pleas.....	2,583	3,319	3,601	4,665	6,321	6,431	18,130	19,020
New Hampshire--Superior Court.....	20,198	22,776	27,872	28,830	28,033	31,680	6,992	7,136
New Jersey--Superior Court and County Court.....							29,038	27,084
North Carolina--STATE TOTAL.....	1,041,186	1,070,891	1,106,160	1,174,533	1,097,737	1,133,804	1,229,356	
Superior Court.....	40,293	42,359	46,628	53,505	52,547	51,264	53,278	
District Court.....	1,000,893	1,028,532	1,059,512	1,121,028	1,045,190	1,082,540	1,176,258	
Ohio--Court of Common Pleas.....	177,870	206,536	204,094	210,164	207,178	233,821	245,082	267,875
Oklahoma--District Court.....				67,230	67,047	78,141	73,058	72,962
Pennsylvania--Court of Common Pleas.....				40,399	43,267	51,396	30,118	31,457
Rhode Island--District Court.....	19,401	20,890	21,882	20,104	26,583	29,462	30,062	28,148
Tennessee--Circuit Court and Criminal Court.....			1,920	2,098	**	2,643	3,352	3,444
Utah--District Court.....								
Juvenile cases								
Colorado--District Court and Denver Juvenile Court	12,736	13,278	17,314	17,314	21,798	22,838	22,837	22,867
District of Columbia--Superior Court.....	7,665	7,847	7,721	7,756	7,391	6,289	6,384	6,384
Maryland--STATE TOTAL.....	17,886	18,335	21,916	25,498	25,330	28,373	26,601	24,465
Circuit Court.....	16,266	16,623	20,441	22,439	23,471	25,296	23,702	22,371
District Court.....	1,620	1,712	1,475	1,546	1,859	2,077	2,899	2,094
Missouri--Circuit Court and Court of Common Pleas.....	2,681	2,741	2,912	2,883	5,497	16,734	16,734	18,563
New Hampshire--District Court and Municipal Court.....	42,200	50,304	53,581	63,852	82,657	84,484	82,243	92,380
New Jersey--Juvenile and Domestic Relations Court.....				24,770	35,120	39,882	37,084	37,365
Pennsylvania--Court of Common Pleas.....								

Note: All available data are included in the table. Blank spaces indicate that data were not available. The courts listed in this table represent those courts which reported five or more years of cases filed data as of the 1977 Annual Report.

-- = Not applicable.

9Court Jurisdiction:

Kansas--District Court--Trial courts in Kansas were unified during the 1977 court year. Cases previously filed in all trial courts except the Municipal Court are now filed in the District Court. Case definition or unit of count:

Maryland--District Court--The criminal unit of count used in this table is the number of charges. Elsewhere in this volume it is the number of defendants on the information, indictment, or complaint. Data are not complete:

Arizona--Data given for the 1978 court year do not include juvenile data from Maricopa or Yuma counties. Data given for 1977 court year do not include juvenile dependency data for one county or juvenile traffic data for two counties.

Arkansas--Court of Common Pleas--Figures given for the 1978 court year do not include data for Chicot county. Figures given for the 1977 court year do not include data for two counties. California--Superior Court--(1978 only)--Data for civil cases include torts and other civil complaints. Data for criminal cases include felonies only.

Colorado--County Court--Civil, Criminal, and total figures given do not include data from the court located in Denver. Criminal figures include traffic cases from all court locations except from the court located in Denver.

District Court, and Denver Superior and Probate Courts--Figures given for the 1977 and 1978 court years do not include adoption and paternity and support cases. Idaho--Data given do not include postjudgment actions.

Connecticut--Superior Court--No data are included for the Appellate Session. Court of Common Pleas--Civil data given are for cases on the "family docket" and "non-family docket" only.

Delaware--Superior Court--Data given do not include civil involuntary commitment cases. Court of Chancery--Data given only include other civil cases.

Court of Common Pleas--(1978 only)--Other civil miscellaneous cases are missing from the court located in New Castle County for six months. District of Columbia--Figures given do not include reinstated cases, and therefore differ from those given in the court statistical profile found in Part II of this report. Data in this table were obtained from Table 9 of the District of Columbia's 1978 Annual Report.

Idaho--Data given do not include appeals. Kansas--Data given do not include other estate cases. Maryland--Circuit Court--Figures for total cases do not include sentence review only cases. Criminal cases do not include sentence review only cases or adult offenses against juveniles.

District Court--Comparable data are unavailable for 1978 due to a change in the unit of count at the District Court level. Michigan--Circuit Court--(1978 only)--No data were available for Jackson County. Data reported for civil and criminal cases separately were unavailable for six counties. These counties were only able to report the grand total filing figure. These courts represent thirty-three percent of the total cases filed.

North Carolina--Superior Court--Figures given do not include civil estate or special proceedings cases. These cases are handled by the clerks of this court. District Court--Figures given for total cases do not include any juvenile data.

Oklahoma--District Court--(1978 only)--Figures given for criminal and total cases do not include criminal postconviction remedy cases. Oregon--Circuit Court--Figures given for total cases do not include adoption, estate, mental health, or juvenile data.

District Court--Figures given for total cases in 1977 and 1978 do not include domestic relations, estate, or mental health cases. Washington--District Court--(1978 only)--Data do not include Municipal Court cases that were processed by the District Court.

Explanation of data included in the category: Colorado--District Court and Denver Superior Court--Adoption and paternity and support cases are included with the juvenile rather than with the civil caseload, where they are classified in other tables in this report. District of Columbia--Criminal figures include a few traffic cases. North Carolina--District Court--Both criminal and traffic cases are included in the figures reported as criminal in this table. Oklahoma--District Court--Data reported as civil include civil and juvenile cases. Data reported as criminal include criminal and traffic cases. Washington Municipal Court--(1978 only)--Data include cases processed by the District Courts that contract with the municipalities for that purpose. Data were not available for all courts in the state. *The missing data for Utah in 1974 was a result of a change from fiscal to calendar year reporting.

TABLE 51: Number and percent change in filed cases (total, civil, criminal, and juvenile cases) year to year and for 10-year period for trial courts, 1969-1978. Trial courts reporting five or more years of cases filed data

State and court title	1969 to 1970	1970 to 1971	1971 to 1972	1972 to 1973	1973 to 1974	1974 to 1975	1975 to 1976	1976 to 1977	1977 to 1978	1969 to 1978
Number and percent change in cases filed										
Total cases										
Arizona--Superior Court ¹	1,375 (3%)	1,153 (2%)	4,497 (9%)	4,161 (7%)	10,926 (14%)	4,111 (5%)	-5,801 (-6%)	9,496 (11%)	529 (1%)	32,354 (65%)
Arkansas--STATE TOTAL.....	1,320 (6%)	-1,369 (-6%)	882 (4%)	2,988 (14%)	5,849 (10%)	5,175 (8%)	1,178 (2%)	4,390 (6%)	4,576 (6%)	17,534 (35%)
Circuit Court.....	18 (<1%)	2,527 (9%)	3,608 (12%)	1,173 (3%)	2,067 (6%)	1,025 (3%)	1,083 (3%)	1,796 (3%)	2,844 (8%)	14,616 (52%)
Chancery Court and Probate Court.....	73 (42%)	-5 (-2%)	7 (3%)	0 (0%)	119 (48%)	-3 (<-1%)	-123 (-34%)	91 (4%)	127 (5%)	204 (118%)
Court of Common Pleas.....	1,186,899	416,740 (3%)	-60,020 (<-1%)	-19,426 (<-1%)	647,174 (5%)	1,265,100 (9%)	659,815 (4%)	599,237 (4%)	780,350 (5%)	5,475,729 (46%)
California--STATE TOTAL.....	13,532 (3%)	20,325 (4%)	-5,232 (-1%)	10,307 (2%)	29,685 (6%)	46,222 (7%)	64,652 (11%)	46,798 (7%)	233,028 (47%)	
Superior Court.....	-23,747 (-2%)	8,784 (<1%)	61,175 (5%)	-96,723 (-7%)	-20,468 (-2%)	124,179 (11%)	-234,425 (-18%)	-245,925 (-23%)	-133,035 (-16%)	-560,185 (-45%)
Justice Court.....	1,196,974 (12%)	387,631 (3%)	-115,963 (-1%)	66,980 (<1%)	637,997 (6%)	1,100,699 (9%)	829,268 (6%)	799,404 (6%)	900,606 (6%)	5,802,886 (58%)
Municipal Court.....	12,134 (1%)	11,521 (1%)	-4,565 (-3%)	12,146 (1%)	12,146 (1%)	12,081 (1%)	6,317 (2%)	-1,829 (-1%)	-55,891 (-19%)	
Colorado--STATE TOTAL.....	1,691 (13%)	12,029 (99%)	-10,776 (-71%)	13,590 (17%)	13,590 (17%)	22,463 (24%)	2,614 (2%)	2,759 (2%)	150 (<1%)	
District Court and Denver Superior, Juvenile, and Probate Courts ¹	10,965 (10%)	15,882 (12%)	29,627 (23%)	15,944 (10%)	15,944 (10%)	22,045 (13%)	794 (<1%)	13,562 (7%)	10,848 (5%)	62,885 (70%)
Water Court ¹	4,394 (5%)	4,971 (5%)	9,724 (10%)	3,344 (3%)	3,344 (3%)	2,714 (3%)	3,543 (3%)	14,338 (10%)	-707 (-1%)	983 (17%)
Delaware--STATE TOTAL.....	556 (10%)	372 (6%)	2,079 (32%)	-360 (-6%)	257 (5%)	2,714 (3%)	-2,592 (-23%)	-1,084 (-1%)	-959 (-13%)	
Superior Court ¹	62 (11%)	4 (1%)	1 (<1%)	-16 (-5%)	113 (33%)	-66 (-19%)	22 (6%)	-40 (-10%)	32 (9%)	112 (39%)
Court of Chancery ¹	471 (11%)	405 (8%)	-2 (<-1%)	1,176 (22%)	343 (5%)	1,596 (24%)	741 (9%)	621 (7%)	-154 (-2%)	5,197 (118%)
Court of Common Pleas.....	292 (2%)	1,685 (11%)	-3,875 (-22%)	507 (4%)	2,819 (20%)	4,093 (24%)	751 (4%)	2,556 (12%)	1,020 (4%)	9,848 (63%)
Family Court.....	3,013 (5%)	2,505 (4%)	-1,521 (-7%)	-4,565 (-3%)	-189 (-5%)	18,199 (28%)	4,621 (5%)	12,285 (12%)	-646 (-1%)	46,745 (73%)
Justice of the Peace Court.....	3,421 (11%)	1,081 (3%)	46,518 (36%)	6,036 (2%)	12,146 (5%)	12,081 (4%)	6,317 (2%)	-1,829 (-1%)	-95,891 (-19%)	
District of Columbia--Superior Court ¹	5,334 (6%)	5,470 (6%)	-5,317 (-5%)	34,902 (4%)	103,209 (13%)	96,972 (9%)	151,536 (15%)	-8,131 (-1%)	26,392 (2%)	100,814 (103%)
Idaho--District Court and Magistrates Division ¹	1,344 (9%)	409 (3%)	1,932 (12%)	1,516 (8%)	2,057 (10%)	1,745 (8%)	470 (2%)	548 (2%)	1,878 (8%)	11,959 (91%)
Kansas--District Court.....	15,979 (11%)	9,106 (6%)	18,389 (11%)	8,614 (5%)	14,172 (7%)	21,650 (10%)	14,638 (6%)	6,211 (3%)	18,135 (7%)	126,894 (81%)
Kansas--District Court and Magistrates Division ¹	3,946 (6%)	6,206 (9%)	7,789 (10%)	2,625 (2%)	-2,262 (-3%)	9,797 (12%)	1,826 (2%)	852 (<1%)	4,012 (4%)	34,793 (52%)
Maryland--STATE TOTAL.....	12,031 (16%)	2,900 (3%)	10,600 (12%)	5,989 (6%)	16,434 (16%)	11,893 (10%)	12,812 (10%)	5,359 (4%)	14,123 (9%)	92,101 (125%)
Circuit Court.....	5,334 (6%)	5,470 (6%)	-5,317 (-5%)	34,902 (4%)	103,209 (13%)	96,972 (9%)	151,536 (15%)	-8,131 (-1%)	26,392 (2%)	42,991 (48%)
District Court.....	7,084 (7%)	6,504 (6%)	8,082 (7%)	11,588 (10%)	7,418 (6%)	10,732 (11%)	-70 (<-1%)	3,295 (2%)	42,338 (27%)	100,814 (103%)
Michigan--Circuit Court ¹	1,344 (9%)	409 (3%)	1,932 (12%)	1,516 (8%)	2,057 (10%)	1,745 (8%)	470 (2%)	548 (2%)	1,878 (8%)	11,959 (91%)
Missouri--Circuit Court and Court of Common Pleas.....	15,979 (11%)	9,106 (6%)	18,389 (11%)	8,614 (5%)	14,172 (7%)	21,650 (10%)	14,638 (6%)	6,211 (3%)	18,135 (7%)	126,894 (81%)
New Hampshire--Superior Court.....	3,946 (6%)	6,206 (9%)	7,789 (10%)	2,625 (2%)	-2,262 (-3%)	9,797 (12%)	1,826 (2%)	852 (<1%)	4,012 (4%)	34,793 (52%)
New Jersey--STATE TOTAL.....	12,031 (16%)	2,900 (3%)	10,600 (12%)	5,989 (6%)	16,434 (16%)	11,893 (10%)	12,812 (10%)	5,359 (4%)	14,123 (9%)	92,101 (125%)
Superior Court and County Court.....	5,334 (6%)	5,470 (6%)	-5,317 (-5%)	34,902 (4%)	103,209 (13%)	96,972 (9%)	151,536 (15%)	-8,131 (-1%)	26,392 (2%)	42,991 (48%)
Juvenile and Domestic Relations Court.....	7,084 (7%)	6,504 (6%)	8,082 (7%)	11,588 (10%)	7,418 (6%)	10,732 (11%)	-70 (<-1%)	3,295 (2%)	42,338 (27%)	100,814 (103%)
North Carolina--STATE TOTAL.....	1,344 (9%)	409 (3%)	1,932 (12%)	1,516 (8%)	2,057 (10%)	1,745 (8%)	470 (2%)	548 (2%)	1,878 (8%)	11,959 (91%)
Superior Court ¹	15,979 (11%)	9,106 (6%)	18,389 (11%)	8,614 (5%)	14,172 (7%)	21,650 (10%)	14,638 (6%)	6,211 (3%)	18,135 (7%)	126,894 (81%)
Ohio--District Court.....	3,946 (6%)	6,206 (9%)	7,789 (10%)	2,625 (2%)	-2,262 (-3%)	9,797 (12%)	1,826 (2%)	852 (<1%)	4,012 (4%)	34,793 (52%)
Oklahoma--District Court.....	46,141 (17%)	3,061 (1%)	15,367 (5%)	-11,202 (-3%)	-12 (<-1%)	44,203 (13%)	29,313 (8%)	23,739 (6%)	30,642 (7%)	181,252 (66%)
Oregon--STATE TOTAL.....	4,124 (12%)	2,065 (5%)	1,750 (4%)	403 (8%)	6,044 (13%)	4,065 (8%)	1,837 (3%)	-1,229 (-2%)	8,762 (16%)	30,821 (92%)
Circuit Court.....	12 (6%)	-13 (-6%)	-14 (-7%)	48 (27%)	-75 (-34%)	84 (57%)	-51 (-22%)	-33 (-18%)	-10 (-1%)	-52 (-27%)
Tax Court.....	18,037 (9%)	143,769 (65%)	19,313 (5%)	65,479 (17%)	65,479 (17%)	8,077 (2%)	95,988 (21%)	-4,131 (-1%)	54,738 (10%)	
Pennsylvania--Court of Common Pleas.....	6,345 (8%)	-2,402 (-3%)	-723 (-1%)	7,372 (9%)	12,738 (14%)	8,487 (8%)	2,942 (3%)	5,409 (5%)	-804 (-1%)	39,364 (50%)
Rhode Island--STATE TOTAL.....	3,688 (6%)	-2,957 (-5%)	-2,562 (-4%)	3,598 (6%)	8,591 (14%)	6,100 (9%)	908 (1%)	4,369 (6%)	-450 (-1%)	21,225 (36%)
Superior Court.....	-36 (-1%)	108 (4%)	664 (21%)	796 (21%)	592 (15%)	-940 (-19%)	605 (14%)	-381 (-8%)	-598 (-13%)	810 (26%)
Superior Court and Criminal Court.....	2,513 (16%)	447 (2%)	1,175 (6%)	3,018 (16%)	3,755 (17%)	3,327 (15%)	1,429 (5%)	1,421 (5%)	244 (1%)	17,329 (113%)
Chancery Court.....	5,786 (8%)	3,754 (5%)	2,427 (3%)	3,170 (4%)	9,498 (11%)	6,333 (6%)	2,227 (2%)	1,761 (6%)	1,624 (5%)	51,444 (70%)
Virginia--District Court.....	3,017 (4%)	45,995 (6%)	46,044 (5%)	-26,885 (-3%)	76,300 (9%)	39,821 (4%)	42,118 (4%)	89,078 (8%)	51,706 (5%)	50,820 (60%)
Washington--STATE TOTAL.....	3,017 (4%)	3,742 (4%)	3,044 (3%)	4,722 (5%)	11,342 (11%)	5,163 (5%)	5,171 (4%)	6,154 (6%)	7,665 (6%)	50,820 (60%)
Superior Court.....	23,264 (6%)	14,071 (3%)	-33,014 (-7%)	-8,071 (-2%)	-15,378 (-1%)	-15,378 (-1%)	30,274 (4%)	49,810 (11%)	5,295 (1%)	5,295 (1%)
Municipal Court.....	18,959 (6%)	28,929 (9%)	1,406 (<1%)	73,029 (20%)	50,367 (11%)	50,367 (11%)	6,673 (1%)	37,114 (7%)	38,782 (7%)	
District Court and Justice of the Peace ¹	6,345 (8%)	-2,402 (-3%)	-723 (-1%)	7,372 (9%)	12,738 (14%)	8,487 (8%)	2,942 (3%)	5,409 (5%)	-804 (-1%)	39,364 (50%)
Tennessee--STATE TOTAL.....	3,688 (6%)	-2,957 (-5%)	-2,562 (-4%)	3,598 (6%)	8,591 (14%)	6,100 (9%)	908 (1%)	4,369 (6%)	-450 (-1%)	21,225 (36%)
Circuit Court and Criminal Court.....	-36 (-1%)	108 (4%)	664 (21%)	796 (21%)	592 (15%)	-940 (-19%)	605 (14%)	-381 (-8%)	-598 (-13%)	810 (26%)
Law and Equity Court.....	2,513 (16%)	447 (2%)	1,175 (6%)	3,018 (16%)	3,755 (17%)	3,327 (15%)	1,429 (5%)	1,421 (5%)	244 (1%)	17,329 (113%)
Chancery Court.....	5,786 (8%)	3,754 (5%)	2,427 (3%)	3,170 (4%)	9,498 (11%)	6,333 (6%)	2,227 (2%)	1,761 (6%)	1,624 (5%)	51,444 (70%)
Utah--District Court.....	3,017 (4%)	45,995 (6%)	46,044 (5%)	-26,885 (-3%)	76,300 (9%)	39,821 (4%)	42,118 (4%)	89,078 (8%)	51,706 (5%)	50,820 (60%)
Virginia--District Court.....	3,017 (4%)	45,995 (6%)	46,044 (5%)	-26,885 (-3%)	76,300 (9%)	39,821 (4%)	42,118 (4%)	89,078 (8%)	51,706 (5%)	50,820 (60%)
Washington--STATE TOTAL.....	3,017 (4%)	3,742 (4%)	3,044 (3%)	4,722 (5%)	11,342 (11%)	5,163 (5%)	5,171 (4%)	6,154 (6%)	7,665 (6%)	50,820 (60%)
Superior Court.....	23,264 (6%)	14,071 (3%)	-33,014 (-7%)	-8,071 (-2%)	-15,378 (-1%)	-15,378 (-1%)	30,274 (4%)	49,810 (11%)	5,295 (1%)	5,295 (1%)
Municipal Court.....	18,959 (6%)	28,929 (9%)	1,406 (<1%)	73,029 (20%)	50,367 (11%)	50,367 (11%)	6,673 (1%)	37,114 (7%)	38,782 (7%)	
District Court and Justice of the Peace ¹	6,345 (8%)	-2,402 (-3%)	-723 (-1%)	7,372 (9%)	12,738 (14%)	8,487 (8%)	2,942 (3%)	5,409 (5%)	-804 (-1%)	39,364 (50%)
Tennessee--STATE TOTAL.....	3,688 (6%)	-2,957 (-5%)	-2,562 (-4%)	3,598 (6%)	8,591 (14%)	6,100 (9%)	908 (1%)	4,369 (6%)	-450 (-1%)	21,225 (36%)
Circuit Court and Criminal Court.....	-36 (-1%)	108 (4%)	664 (21%)	796 (21%)	592 (15%)	-940 (-19%)	605 (14%)	-381 (-8%)	-598 (-13%)	810 (26%)
Law and Equity Court.....	2,513 (16%)	447 (2%)	1,175 (6%)	3,018 (16%)	3,755 (17%)	3,327 (15%)	1,429 (5%)	1,421 (5%)	244 (1%)	17,329 (113%)
Chancery Court.....	5,786 (8%)	3,754 (5%)	2,427 (3%)	3,170 (4%)	9,498 (11%)	6,333 (6%)	2,227 (2%)	1,761 (6%)	1,624 (5%)	51,444 (70%)
Utah--District Court.....	3,017 (4%)	45,995 (6%)	46,044 (5%)	-26,885 (-3%)	76,300 (9%)	39,821 (4%)	42,118 (4%)	89,078 (8%)	51,706 (5%)	50,820 (60%)
Virginia--District Court.....	3,017 (4%)	45,995 (6%)	46,044 (5%)	-26,885 (-3%)	76,300 (9%)	39,821 (4%)	42,118 (4%)	89,078 (8%)	51,706 (5%)	50,820 (60%)
Washington--STATE TOTAL.....	3,017 (4%)	3,742 (4%)	3,044 (3%)	4,722 (5%)	11,342 (11%)	5,163 (5%)	5,171 (4%)	6,154 (6%)	7,665 (6%)	50,820 (60%)
Superior Court.....	23,264 (6%)	14,071 (3%)	-33,014 (-7%)	-8,071 (-2%)	-15,378 (-1%)	-15,378 (-1%)	30,274 (4%)	49,810 (11%)	5,295 (1%)	5,295 (1%)
Municipal Court.....	18,959 (6%)	28,929 (9%)	1,406 (<1%)	73,029 (20%)	50,367 (11%)	50,367 (11%)	6,673 (1%)	37,114 (7%)	38,782 (7%)	
District Court and Justice of the Peace ¹	6,345 (8%)	-2,402 (-3%)	-723 (-1%)	7,372 (9%)	12,738 (14%)	8,487 (8%)	2,942 (3%)	5,409 (5%)	-804 (-1%)	39,364 (50%)
Tennessee--STATE TOTAL.....	3,688 (6%)	-2,957 (-5%)	-2,562 (-4%)	3,598 (6%)	8,591 (14%)	6,100 (9%)	908 (1%)	4,369 (6%)	-450 (-1%)	21,225 (36%)
Circuit Court and Criminal Court.....	-36 (-1%)	108 (4%)	664 (21%)	796 (21%)	592 (15%)	-940 (-19%)	605 (14%)	-381 (-8%)	-598 (-13%)	810 (26%)

Civil cases

California--STATE TOTAL.....	18,576 (35)	-24,187 (-35)	17,551 (25)	67,151 (95)	59,214 (85)	92,957 (115)	-4,194 (-15)	5,566 (15)	64,355 (75)	297,009 (425)
Superior Court.....	7,033 (85)	8,587 (95)	6,442 (65)	9,503 (95)	17,690 (155)	18,777 (145)	11,120 (75)	90 (<15)	7,242 (45)	86,484 (985)
Justice Court.....	-4,922 (-75)	-8,025 (-125)	1,033 (25)	5,103 (85)	2,188 (35)	1,794 (35)	-1,103 (-145)	-8,203 (-145)	-4,193 (-85)	-26,328 (-375)
Municipal Court.....	16,465 (35)	-24,749 (-45)	10,076 (25)	52,545 (105)	39,336 (75)	72,386 (115)	-4,211 (-55)	13,699 (25)	61,306 (85)	236,853 (435)
Colorado--STATE TOTAL.....	763(p (5)			-5,496 (-75)	10,015 (135)	19,411 (225)	8,203 (85)	8,250 (75)	4,527 (45)	
District Court, and Denver Superior and Probate Courts.....				3,460 (65)	8,094 (145)	14,545 (225)	1,809 (25)	1,404 (25)	785 (15)	
Water Court.....				-10,776(-775)	-1,520(-465)	-159 (<15)	32 (25)	726 (435)		
County Court.....				1,820 (135)	5,441 (225)	5,025 (265)	6,362 (265)	6,806 (225)	3,014 (85)	
Connecticut--STATE TOTAL.....	3,262 (135)	-2,440 (-85)	1,294 (55)	235 (<15)	2,672 (105)	18,125 (595)	6,671 (185)	6,611 (185)	842 (18)	32,519 (1235)
Superior Court.....	1,834 (105)	-1,178 (-65)	1,601 (95)	457 (25)	2,891 (145)	1,833 (85)	790 (35)	957 (45)	1,176 (45)	10,361 (595)
Court of Common Pleas.....	1,428 (175)	-1,262 (-135)	-307 (-45)	-221 (-25)	-219 (-25)	16,292 (2145)	6,897 (295)	-334 (-15)	-354 (-15)	21,958 (2685)
Delaware--STATE TOTAL.....	323 (65)	-75 (-15)	396 (75)	1,438 (225)	91 (15)	2,667 (335)	-2,029 (-195)	-1,371 (-165)	-486 (<15)	948 (165)
Superior Court.....	201 (<15)	-24 (-15)	557 (145)	618 (135)	113 (25)	1,804 (345)	-2,291 (-295)	-1,395 (-185)	-155 (-45)	-753 (-185)
Court of Chancery.....	62 (225)	4 (15)	11 (<15)	-161 (-55)	113 (355)	-66 (<15)	22 (65)	-40 (-105)	32 (95)	112 (395)
Court of Common Pleas.....	241 (175)	-55 (-35)	-162 (-105)	836 (565)	-135 (-65)	929 (435)	240 (85)	58 (25)	-363 (-115)	1,589 (1095)
District of Columbia--Superior Court.....				-544 (-15)	-4,662 (-35)	1,890 (135)	-5,173 (-35)	-5,923 (-45)	-54,826 (-215)	
Kansas--District Court.....	2,742 (115)	1,089 (45)	1,823 (65)	-161 (-15)	2,003 (65)	1,821 (55)	2,499 (75)	2,499 (75)	34,071 (595)	(a)
Maryland--STATE TOTAL.....	3,283 (75)	4,318 (85)	-7,394 (-135)	20,836 (85)	46,824 (165)	11,278 (35)	38,439 (115)	42,392 (115)	35,546 (85)	24,336 (485)
Circuit Court.....	3,283 (75)	4,318 (85)	-7,394 (-135)	20,836 (85)	46,824 (165)	11,278 (35)	38,439 (115)	42,392 (115)	35,546 (85)	24,336 (485)
District Court.....	4,831 (65)	4,223 (55)	9,426 (105)	10,645 (115)	5,729 (55)	10,083 (95)	-305 (-15)	3,509 (35)	7,446 (105)	32,747 (405)
Michigan--Circuit Court.....	608 (55)	127 (15)	868 (75)	-1,328 (-105)	1,765 (125)	569 (35)	360 (25)	-2,342 (-35)	7,446 (105)	7,346 (615)
New Hampshire--Superior Court.....	40,114 (165)	22,790 (85)	10,550 (35)	19,419 (65)	15,407 (45)	28,138 (85)	25,607 (65)	20,234 (55)	24,780 (65)	207,039 (805)
New Jersey--STATE TOTAL.....	1,370 (35)	1,110 (25)	3,520 (75)	5,936 (115)	-1,465 (-35)	6,330 (115)	1,646 (35)	3,494 (55)	5,966 (95)	27,907 (605)
Superior Court and County Court.....	34,817 (195)	22,057 (105)	1,665 (<15)	12,530 (55)	8,921 (45)	20,277 (85)	12,976 (55)	9,900 (35)	14,828 (55)	137,211 (785)
County District Court.....	3,927 (125)	-377 (-15)	5,365 (155)	953 (25)	7,991 (95)	1,531 (35)	10,985 (225)	7,600 (125)	5,986 (65)	41,921 (1355)
Juvenile and Domestic Relations Court.....				22,870 (155)	34,031 (195)	16,449 (85)	5,237 (225)	19,472 (85)	20,605 (85)	
North Carolina--STATE TOTAL.....				241 (35)	1,575 (195)	854 (85)	-145 (-15)	-373 (-15)	1,140 (115)	
Superior Court.....				22,629 (155)	32,456 (195)	15,604 (85)	5,282 (25)	19,845 (95)	19,465 (85)	
District Court.....	17,475 (185)	5,303 (55)	9,297 (85)	12,555 (105)	15,598 (105)	9,822 (65)	2,670 (25)	12,478 (75)	7,849 (45)	91,247 (935)
Oklahoma--District Court.....	12 (65)	-13 (-65)	-14 (-75)	48 (275)	-75 (-345)	84 (575)	-51 (-225)	-33 (-185)	-10 (<15)	-52 (-275)
Oregon--Tax Court.....	4,856 (85)	-3,394 (-55)	1,095 (25)	5,523 (95)	4,479 (175)	2,118 (75)	-4,309 (-135)	-938 (-225)	708 (25)	27,258 (465)
Rhode Island--District Court.....	2,379 (65)	-3,949 (-95)	-784 (-25)	1,709 (55)	3,761 (95)	3,221 (75)	2,795 (35)	3,145 (45)	-438 (-115)	9,119 (235)
Tennessee--STATE TOTAL.....	-36 (-15)	108 (45)	664 (215)	796 (215)	592 (135)	-940 (-185)	605 (<15)	-381 (-85)	-598 (-135)	810 (265)
Circuit Court.....	2,513 (165)	447 (35)	1,175 (65)	3,018 (165)	3,755 (175)	3,327 (135)	1,429 (55)	1,421 (55)	244 (<15)	17,329 (1135)
Law and Equity Court.....				1,608 (95)	**	**	-496 (-25)	1,477 (65)	1,532 (65)	
Chancery Court.....				1,387 (75)	**	**				
Utah--District Court.....				1,608 (95)	**	**				
Orlinal cases										
California--STATE TOTAL.....	60,414 (95)	-190 (-15)	-1,501 (-15)	4,467 (-15)	-84 (-15)	32,857 (45)	513 (<15)	29,377 (45)	-12,885 (-25)	104,034 (155)
Superior Court.....	3,263 (55)	4,964 (75)	-10,899 (-145)	-3,882 (-65)	-6,970 (-115)	1,000 (25)	-729 (-15)	-253 (-15)	716 (15)	-12,790 (-195)
Justice Court.....	2,326 (35)	-1,205 (-15)	3,364 (45)	3,460 (45)	562 (15)	-736 (-15)	-13,481 (-145)	-11,890 (-145)	-8,473 (-125)	-26,073 (-295)
Municipal Court.....	54,825 (105)	-3,949 (-125)	6,034 (15)	-4,045 (-15)	6,324 (15)	32,593 (65)	14,723 (25)	41,520 (75)	-5,128 (-115)	142,897 (275)
Colorado--STATE TOTAL.....	11,371(p (125)			27,125 (215)	13,963 (95)	20,454 (125)	-5,803 (-25)	8,112 (45)	7,169 (45)	
District Court and Denver Superior Court.....				-682 (-25)	1,460 (155)	3,434 (315)	-235 (-25)	1,356 (95)	-665 (-45)	
County Court.....	11,371 (125)	13,596 (135)	13,596 (135)	27,807 (245)	12,503 (95)	17,020 (115)	-5,568 (-35)	6,756 (45)	7,834 (45)	
Delaware--STATE TOTAL.....	-173 (-15)	1,083 (95)	2,728 (215)	121 (<15)	-28 (-15)	2,527 (165)	169 (<15)	1,660 (95)	-1,242 (-65)	6,845 (585)
Superior Court.....	536 (345)	396 (195)	1,522 (615)	-969 (-245)	135 (45)	910 (295)	-301 (-75)	311 (85)	-804 (-205)	1,736 (1115)
Court of Common Pleas.....	230 (85)	460 (155)	160 (45)	340 (95)	478 (125)	667 (155)	501 (105)	563 (105)	209 (35)	3,608 (1235)
Municipal Court of Wilmington.....	-939 (-135)	227 (45)	1,046 (165)	750 (105)	-641 (-85)	930 (125)	-31 (-15)	786 (95)	-647 (-75)	-1,501 (-205)
District of Columbia--Superior Court.....				2,748 (115)	2,748 (115)	1,573 (55)	-1,559 (-55)	2,024 (75)	-1,160 (-45)	
Kansas--District Court.....	679 (155)	19 (<15)	335 (65)	-201 (-45)	584 (115)	683 (115)	529 (85)	2,024 (75)	5,376 (275)	(a)
Maryland--STATE TOTAL.....	1,694 (75)	-2,666 (-115)	-1,762 (-85)	-3,567 (-35)	12,673 (105)	24,827 (175)	19,335 (145)	12,633 (75)	9,427 (285)	
Circuit Court.....	1,694 (75)	-2,666 (-115)	-1,762 (-85)	535 (35)	3,522 (175)	5,003 (205)	4,138 (145)	9,427 (285)	-7,442 (-175)	
District Court.....				-4,102 (-45)	9,151 (-85)	19,824 (-175)	15,197 (-115)	3,206 (-25)		

(Footnotes are at the end of the table.)

TABLE 51: Number and percent change in filed cases (total, civil, criminal, and juvenile cases) year to year and for 10-year period for trial courts, 1969-1978. (continued)

State and court title	1969 to 1970	1970 to 1971	1971 to 1972	1972 to 1973	1973 to 1974	1974 to 1975	1975 to 1976	1976-1977	1977-1978	1969 to 1978
Number and percent change in cases filed										
Criminal cases										
Michigan--Circuit Court.....	2,253 (14%)	2,281 (13%)	-1,344 (-7%)	943 (5%)	1,689 (8%)	4,532 (21%)	235 (<1%)	-254 (<1%)	(1)	1,907 (12%)
Missouri--Circuit Court and Court of Common Pleas..	736 (28%)	282 (8%)	1,064 (30%)	-877 (-6%)	1,892 (13%)	1,419 (9%)	320 (2%)	50 (<1%)	890 (5%)	4,553 (176%)
New Hampshire--Superior Court.....	2,578 (13%)	5,096 (22%)	4,269 (15%)	-3,311 (-10%)	292 (6%)	1,176 (23%)	110 (2%)	561 (9%)	144 (2%)	6,886 (34%)
North Carolina--STATE TOTAL.....				29,709(3%)	65,249(6%)	36,393(3%)	-76,796(-7%)	36,067(3%)	95,732(8%)	
Superior Court.....				2,066 (5%)	4,269 (10%)	6,877 (15%)	-958 (-2%)	2,014 (4%)	2,014 (4%)	
District Court.....				27,643(3%)	60,980(6%)	31,516(3%)	-75,838(-7%)	37,350(4%)	93,718(9%)	
Ohio--Court of Common Pleas.....	28,666 (16%)	-2,442 (-1%)	6,070 (3%)	966 (4%)	3,661 (15%)	2,772 (10%)	-1,027 (-3%)	308 (1%)	740 (2%)	90,005 (51%)
Oklahoma--District Court.....				-23,757 (-11%)	-13,610 (-7%)	34,381 (20%)	26,643 (13%)	11,261 (5%)	22,793 (9%)	
Pennsylvania--Court of Common Pleas.....				-5,152 (-8%)	4,969 (8%)	11,094 (17%)	-1,839 (-2%)	-3,244 (-4%)	-496 (-1%)	
Rhode Island--District Court.....				7,740 (19%)	3,257 (9%)	-8,129 (-16%)	-14,510 (-34%)	1,361 (5%)	1,359 (4%)	
Tennessee--Circuit Court and Criminal Court.....	1,489 (8%)	992 (5%)	-1,778 (-8%)	1,849 (9%)	4,630 (21%)	2,879 (11%)	147 (<1%)	453 (2%)	-1,914 (-6%)	8,747 (45%)
Utah--District Court.....				230 (11%)	178 (9%)		425 (16%)	284 (9%)	92 (3%)	
Juvenile Cases										
Colorado--District Court and Denver Juvenile Court.....				542(4%)	4,036(30%)	4,484(26%)	1,040(5%)	-6,760(-30%)	30(<1%)	
District of Columbia--Superior Court.....				182(2%)	-75(-1%)	-16(<1%)	-365(-5%)	-1,107(-15%)	95(2%)	
Maryland--STATE TOTAL.....	449 (3%)	3,581 (20%)	3,582 (16%)	-2,627 (-10%)	1,656 (7%)	803 (3%)	3,043 (12%)	-1,772 (-6%)	-2,136 (-8%)	6,579 (37%)
Circuit Court.....	357 (2%)	3,818 (23%)	3,839 (19%)	-2,955 (-12%)	1,114 (5%)	1,032 (5%)	1,825 (8%)	-1,594 (-6%)	-1,331 (-6%)	6,105 (38%)
District Court.....	92 (6%)	-237 (-14%)	-257 (-17%)	328 (27%)	542 (35%)	-229 (-11%)	1,218 (66%)	-178 (-6%)	-805 (-28%)	474 (29%)
Missouri--Circuit Court and Court of Common Pleas..				692 (4%)	724 (4%)	1,590 (9%)	-1,822 (-10%)	-195 (-1%)	1,829 (11%)	
New Hampshire--District Court and Municipal Court..	60 (2%)	171 (6%)	-29 (-1%)	697 (24%)						
New Jersey--Juvenile and Domestic Relations Court..	8,104 (19%)	3,277 (7%)	5,235 (10%)	5,036 (9%)	8,483 (13%)	10,322 (14%)	1,827 (2%)	-2,241 (-3%)	10,137 (12%)	50,180 (119%)
Pennsylvania--Court of Common Pleas.....				2,324 (9%)	8,026 (30%)	4,762 (14%)	-2,798 (-7%)	-1,470 (-4%)	1,751 (4%)	

Note: All available data are included in the table. Blank spaces indicate that data were not available. The courts listed in this table represent those courts which reported five or more years of cases filed data as of the 1977 Annual Report.

-- = Not applicable.

Court Jurisdiction:

Kansas--District Court--Trial courts in Kansas were unified during the 1977 court year. Cases previously filed in all trial courts except the Municipal Court are now filed in the District Court. Since the jurisdiction of this court changed so dramatically as a result of the unification, no comparisons between the case load before and after the change are made.

Maryland--District Court--The criminal unit of court used in this table is the number of charges. Elsewhere in this volume it is the number of defendants on the information, indictment, or complaint. Data are not complete.

Arizona--Data given for the 1978 court year do not include juvenile data from Maricopa or Yuma counties. Data given for 1977 court year do not include juvenile dependency data for one county or juvenile traffic data for two counties.

Arkansas--Court of Common Pleas--Figures given for the 1978 court year do not include data for Chicot county. Figures given for the 1977 court year do not include data for two counties.

California--Superior Court--(1978 only)--Data for civil cases include torts and other civil complaints. Data for criminal cases include felonies only.

Colorado--County Court--Civil, Criminal, and total figures given do not include data from the court located in Denver. Criminal figures include traffic cases from all court locations except from the court located in Denver.

District Court, and Denver Superior and Probate Courts--Figures given for the 1977 and 1978 court years do not include adoption and paternity and support cases.

Water Court--Figures given do not include postjudgment actions.

Court of Common Pleas--Civil data given are for cases on the "family docket" and "non-family docket" only.

Delaware--Superior Court--Data given do not include civil involuntary commitment cases.

Court of Chancery--Data given only include other civil cases.

Court of Common Pleas--(1978 only)--Other civil miscellaneous cases are missing from the court located in New Castle County for six months.

District of Columbia--Figures given do not include reinstated cases, and therefore differ from those given in the court statistical profile found in Part II of this report. Data in this table were obtained from Table 9 of the District of Columbia's 1978 Annual Report.

I Idaho--Data given do not include appeals.

Kansas--District Court--(1978 only)--Figures do not include other estate cases.

Maryland--Circuit Court--Figures for total cases do not include sentence review only cases. Criminal cases do not include sentence review only cases or adult offenses against juveniles.

District Court--Comparable data are unavailable for 1978 due to a change in the unit of count at the District Court level.

Michigan--Circuit Court--(1978 only)--No data were available for Jackson County. Data reported for civil and criminal cases separately were unavailable for six counties. These counties were only able to report the grand total filing figures. These counties represent thirty-three percent of the total cases filed.

North Carolina--Superior Court--Figures given do not include civil estate or special proceedings cases. These cases are handled by the clerks of this court.

District Court--Figures given for total cases do not include any juvenile data.

Oklahoma--District Court--(1978 only)--Figures given for criminal and total cases do not include criminal postconviction remedy cases.

Oregon--Circuit Court--Figures given for total cases do not include adoption, estate, mental health, or juvenile data.

District Court--Figures given for total cases do not include domestic relations, estate, or mental health cases.

Washington--District Court--(1978 only)--Data do not include Municipal Court cases that were processed by the District Court.

Explanation of data included in the category:

Colorado--District Court and Denver Superior Court--Adoption and paternity and support cases are included with the juvenile rather than with the civil case load, where they are classified in other tables in this report.

North Carolina--District Court--Both criminal and traffic cases are included in the figures reported as criminal in this table.

Oklahoma--District Court--Data reported as civil include civil and juvenile cases. Data reported as criminal include criminal and traffic cases.

Washington Municipal Court--(1978 only)--Data include cases processed by the District Courts that contract with the municipalities for that purpose.

Data were not available for all courts in the state.

**The missing data for Utah in 1974 was a result of a change from fiscal to calendar year reporting.

**Part 2:
State court
statistical profiles**

Part 2

State court statistical profiles

The following section begins with blank prototypes of the three different types of tables that make up the profile of the court system of each state. The first prototype is a diagram depicting the organization of the courts within a state, including number of judges and number of courts, their jurisdictions and routes of appeal. The second and third prototype tables provide the reader with an outline of the case categories into which actual data from appellate and trial courts have been classified.

Following the blank prototypes are the state statistical profiles, which contain the actual court caseload statistics. State profiles are arranged in alphabetical order by state name with the organization chart for the state court system presented first, followed by the statistical profiles for the court(s) of last resort, intermediate appellate court(s) (if any), general jurisdiction court(s), and limited or special jurisdiction court(s) (if any).

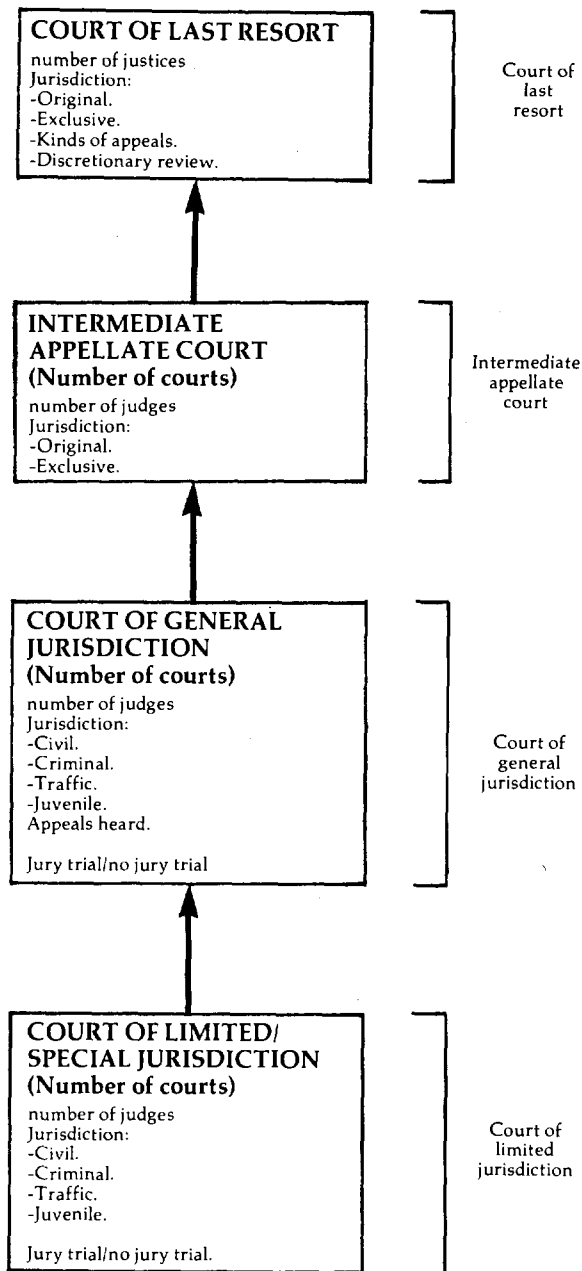
The statistical profile for each court is the basic source document used in compiling the summary tables in Part I. Along with the name of the court, the level of the court, the number of court divisions, the number of judges, and the time span covered by the data, each profile shows the actual

caseload data reported by that court. Data are classified into the general categories chosen by the NCSP as being most representative of the kinds of data reported by the states. For example, a divorce action reported by a trial court is displayed as a "marriage dissolution" case under the general heading of "domestic relations" for "civil" caseload. NCSP classifications are shown in the prototypes and appear in boldface on the statistical profiles.

Footnotes are used in these statistical profiles to explain any peculiarities regarding the data as reported by each court and to qualify data, as necessary, when transferred from the statistical profiles to the summary tables in Part I. Standard footnote headings, as indicated on the prototypes, have been adopted for use in this report and will continue to be used in the annual report series. These standard headings give the subject matter of the footnote. If further explanation is needed, informational statements are provided on the profiles under the standard footnote heading.

In Part II the source of data is indicated at the bottom of each state court profile. A complete listing of sources is included in Appendix B.

STATE COURT SYSTEM, 1978



↑ Indicates route of appeal.

Disposition of other cases

	<u>Opinion</u>		<u>Memorandum decision</u>		<u>Order</u>	
	<u>Granted</u>	<u>Denied</u>	<u>Granted</u>	<u>Denied</u>	<u>Granted</u>	<u>Denied</u>
Original proceedings:						
Original jurisdiction						
Disciplinary matter						
Advisory opinion						
Total						
Requests to appeal:						
Civil						
Criminal						
Postconviction						
Agency						
Juvenile						
Total						
Total other cases						

Age of pending cases (days)

	<u>Not ready for hearing</u>									<u>Ready for hearing</u>			<u>Under advisement (submitted or oral argument completed)</u>			<u>Average age of pending cases</u>
	<u>Awaiting court reporter's transcript</u>			<u>Awaiting appellant's brief</u>			<u>Awaiting respondent's brief</u>			<u>0-90</u>	<u>91-180</u>	<u>180</u>	<u>0-90</u>	<u>91-180</u>	<u>180</u>	
	<u>0-60</u>	<u>61-120</u>	<u>Over</u>	<u>0-60</u>	<u>61-120</u>	<u>Over</u>	<u>0-60</u>	<u>61-120</u>	<u>Over</u>							
Appeals:																
Civil																
Criminal																
Postconviction																
Agency																
Juvenile																
Total																
Original proceedings:																
Original jurisdiction																
Disciplinary matter																
Advisory opinion																
Total																
Requests to appeal:																
Civil																
Criminal																
Postconviction																
Agency																
Juvenile																
Total																
Sentence review only																
Total cases																

Boldface headings indicate the classifications used by the NCSP.
 Blank space = Not enough information is known. The case category may or may not be handled by the court.
 N/A = This case type is handled by the court, but the data are unavailable.
 X = The data for this case type are known to be included in the total but were not available by category.
 -- = Not applicable.

- ^aCourt jurisdiction.
- ^bParticular court or reporting system information.
- ^cJudge information.
- ^eCases not included in the total to avoid double counting.
- ^fBeginning pending figure for the 1978 court year does not equal the end pending figure for the 1977 court year.
- ^gChange in pending does not equal the difference between filings and dispositions.
- ^hFigure was computed.
- ⁱData are not complete.
- ^jExplanation of data included in the category.
- ^kAdditional information.
- ^lSpecial source or revision in data.
- ^mInformation on disposition type or trial data.
- ⁿInformation on time interval or age of pending data.

Source:

STATE NAME, COURT NAME
 Court of general jurisdiction or court of limited jurisdiction
 Number of circuits or districts, Number of judges
 Time period covered

	Beginning pending	Filed	Disposed	End pending
Civil:				
Law				
Tort:				
Auto tort				
Professional tort				
Product liability tort				
Other tort				
Total				
Contract				
Small claims				
Real property rights				
Equity				
Domestic relations:				
Marriage dissolution				
Support/custody				
Adoption				
Other domestic relations				
Total				
Estate:				
Probate/wills/intestate				
Guardianship/conservatorship/trusteeship				
Other estate				
Total				
Mental health				
Appeal:				
Appeal of administrative agency case				
Appeal of trial court case				
Total				
Extraordinary writ				
Postconviction remedy				
Other civil				
Total civil	_____	_____	_____	_____
Criminal:				
Felony				
Misdemeanor				
Felony/misdemeanor				
Preliminary hearing				
Ordinance violation				
Appeal				
Extraordinary writ				
Postconviction remedy				
Sentence review only				
Other criminal				
Total criminal	_____	_____	_____	_____
Traffic:				
DWI/DUI				
Other traffic violation				
Parking violation				
Total traffic	_____	_____	_____	_____
Juvenile:				
Criminal-type offense				
Status offense				
Non-offense				
Other juvenile				
Total juvenile	_____	_____	_____	_____
Grand total	_____	_____	_____	_____

	Trial ^d		
	Jury	Non-jury	Total
Civil^d:			
Law			
Tort:			
Auto tort			
Professional tort			
Product liability tort			
Other tort			
Total			
Contract			
Small claims			
Real property rights			
Equity			
Domestic relations:			
Marriage dissolution			
Support/custody			
Adoption			
Other domestic relations			
Total			
Estate:			
Probate/wills/intestate			
Guardianship/conservatorship/ ..			
trusteeship			
Other estate			
Total			
Mental health			
Appeal:			
Appeal of administrative			
agency case			
Appeal of trial court case			
Total			
Extraordinary writ			
Postconviction remedy			
Other civil			
Total civil			
Criminal^d:			
Felony			
Misdemeanor			
Felony/misdemeanor			
Preliminary hearing			
Ordinance violation			
Appeal			
Extraordinary writ			
Postconviction remedy			
Sentence review only			
Other criminal			
Total criminal			
Traffic:			
DWI/DUI			
Other traffic violation			
Parking violation			
Total traffic			
Juvenile:			
Criminal-type offense			
Status offense			
Non-offense			
Other juvenile			
Total juvenile			
Grand total			

	Time interval (days)		
Age at disposition:	Number of Cases	Mean	Median
Civil^d:			
Law			
Tort:			
Auto tort			
Professional tort			
Product liability tort			
Other tort			
Total			
Contract			
Small claims			
Real property rights			
Equity			
Domestic relations:			
Marriage dissolution			
Support/custody			
Adoption			
Other domestic relations			
Total			
Estate:			
Probate/wills/intestate			
Guardianship/conservatorship/ ..			
trusteeship			
Other estate			
Total			
Mental health			
Appeal:			
Appeal of administrative			
agency case			
Appeal of trial court case			
Total			
Extraordinary writ			
Postconviction remedy			
Other civil			
Total civil			
Criminal^d:			
Felony			
Misdemeanor			
Felony/misdemeanor			
Preliminary hearing			
Ordinance violation			
Appeal			
Extraordinary writ			
Postconviction remedy			
Sentence review only			
Other criminal			
Total criminal			
Traffic:			
DWI/DUI			
Other traffic violation			
Parking violation			
Total traffic			
Juvenile:			
Criminal-type offense			
Status offense			
Non-offense			
Other juvenile			
Total juvenile			
Grand total			

(continued on next page)

Civil dispositions

	<u>Uncontested/Default</u>	<u>Dismissed/ withdrawn/ settled</u>	<u>Transferred</u>	<u>Arbitration</u>
Civil:				
Law				
Tort:				
Auto tort				
Professional tort				
Product liability tort				
Other tort				
Total				
Contract				
Small claims				
Real property rights				
Equity				
Domestic relations:				
Marriage dissolution				
Support/custody				
Adoption				
Other domestic relations				
Total				
Estate:				
Probate/wills/intestate				
Guardianship/conservatorship/ trusteeship				
Other estate				
Total				
Mental health				
Appeal:				
Appeal of administrative agency case				
Appeal of trial court case				
Total				
Extraordinary writ				
Postconviction remedy				
Other civil				
Total				

Criminal dispositions

	<u>Felony</u>	<u>Misdemeanor</u>	<u>Preliminary hearing</u>	<u>Ordinance violation</u>	<u>Appeal</u>	<u>Extraordinary writ</u>	<u>Postconviction</u>	<u>Sentence review</u>	<u>Other criminal</u>	<u>Total</u>
Jury trial:										
Conviction										
Guilty plea										
Acquittal										
Dismissed										
Non-jury trial:										
Conviction										
Guilty plea										
Acquittal										
Dismissed										
Dismissed/nolle prosequi .										
Bail forfeiture										
Bound over										
Transferred										

Traffic dispositions

	<u>DWI/DUI</u>	<u>Other traffic violation</u>	<u>Parking</u>	<u>Total</u>
Jury trial:				
Conviction				
Acquittal				
Non-jury trial:				
Conviction				
Acquittal				
Guilty plea				
Dismissed/nolle prosequi .				
Bail forfeiture				
Parking fines				
Transferred				
Other				

	Age of pending cases (days)						Average age of pending cases
	0-30 days	31-60 days	61-90 days	91-180 days	181-360 days	361-720 days	
Civil^d:							
Law							
Tort:							
Auto tort							
Professional tort							
Product liability tort							
Other tort							
Total							
Contract							
Small claims							
Real property rights							
Equity							
Domestic relations:							
Marriage dissolution							
Support/custody							
Adoption							
Other domestic relations							
Total							
Estate:							
Probate/wills/intestate							
Guardianship/conservatorship/ trusteeship							
Other estate							
Total							
Mental health							
Appeal:							
Appeal of administrative agency case							
Appeal of trial court case							
Total							
Extraordinary writ							
Postconviction remedy							
Other civil							
Total civil							
Criminal^d:							
Felony							
Misdemeanor							
Felony/misdemeanor							
Preliminary hearing							
Ordinance violation							
Appeal							
Extraordinary writ							
Postconviction remedy							
Sentence review only							
Other criminal							
Total criminal							
Traffic:							
DWI/DUI							
Other traffic violation							
Parking violation							
Total traffic							
Juvenile:							
Criminal-type offense							
Status offense							
Non-offense							
Other juvenile							
Total juvenile							
Grand total							

Boldface headings indicate the classifications used by the NCSP.

N/A = This case type is handled by the court, but the data are unavailable.

X = The data for this case type are known to be included in the total but were not available by category.

-- = Not applicable.

^aCourt jurisdiction.

^bParticular court or reporting system information.

^cJudge information.

^dCase definition or unit of count:

 Civil definition.

 Criminal case unit of count.

 Jury trial definition.

 Non-jury trial definition.

^fBeginning pending figure for the 1978 court year does not equal the end pending figure for the 1977 court year.

^gChange in pending does not equal the difference between filings and dispositions.

^hFigure was computed.

ⁱData are not complete.

^jExplanation of data included in the category.

^kAdditional information.

^lSpecial source or revision in the data.

^mInformation on disposition type or trial data.

ⁿInformation on time interval or age of pending cases data.

Source:

ALABAMA SUPREME COURT
Court of last resort
9 justices
October 5, 1977 to September 30, 1978

	Beginning pending	Filed	Disposed	End pending
Cases:				
Appeals:				
Appeals	0	X	X	0
Petitions for writs of certiorari granted	0	(55) ^e	X	0
Total appeals	0 ^{fk}	X (55) ^e	381 ^j	0
Other cases:				
Original proceedings:				
Original jurisdiction:				
Miscellaneous matters ^j	0	93 ^j	93 ^j	0
Total	0	93	93	0
Requests to appeal:				
Petitions for writ of certiorari	0	248	193 (55) ^e	0
Total other cases	0	341	286 (55) ^e	0
Total cases	0^{fk}	667 (55)^e	667 (55)^e	0^k

Manner of disposition

Written opinion 381

Boldface headings indicate the classifications used by the NCSP.

N/A = This case type is handled by the court but the data are unavailable.

X = The data for this case type are known to be included in the total but were not available by category.

^eCases not included in the total to avoid double counting:

Petitions for writ of certiorari granted are not counted as disposed until the resulting appeal is disposed; a filing is not counted for the resulting appeal. These numbers of granted petitions for writ of certiorari are the figures appearing in the parentheses.

^fBeginning pending figure for the 1978 court year does not equal the end pending figure for the 1977 court year:

Data for 1977 were available for all filed cases. In 1978, data were available only for cases under submission. This difference affects the reported size of the pending caseload.

^jExplanation of data included in the category:

The figure given for the number of appeals disposed represents the number of opinions written during the year.

Miscellaneous matters include prisoner petitions and requests to take the Bar Exam.

^kAdditional information:

Data are given on this profile only for cases already under submission.

All cases submitted to the court are decided within the term year. The cases pending on 9/30/78 were either not ready for submission to the court or were scheduled for oral argument on the October 1978 docket.

Source: The Administrative Director of the Courts, Annual Report, 1978 (Montgomery, Alabama)(unpublished).

Statistics are from the annual report and unpublished data except that totals have been computed where necessary.

ALABAMA COURT OF CIVIL APPEALS^a
Intermediate appellate court
3 judges
October 1977 to September 1978

	Beginning pending	Filed	Disposed	End pending
Cases:				
Appeals:				
Civil:				
Cases	140	361 ¹	346 ¹	155 ¹
Total appeals	140	361	346	155
Other cases:				
Original proceedings	---	---	---	---
Requests to appeal	---	---	---	---
Total other cases	---	---	---	---
Total cases	140	361	346	155
Other proceedings:				
Rehearing requests	--	79	79	--
Total other proceedings	--	79	79	--

Manner of disposition¹

Written opinion 229
Dismissed 2

Disposition of appeals¹

Opinion:
Affirmed 163
Reversed 51
Affirmed in part/reversed in part 15

Time interval (average weeks)¹

From filing notice of appeal to completing the record .. 8
From completing the record to appellant's brief 5
From appellant's brief to appellee's brief 4
From appellee's brief to oral arguments 6
From oral argument to written opinion released 3
From notice of appeal to written opinion 24

Boldface headings indicate the classifications used by the NCSP.

Blank space = Not enough information is known. The case category may or may not be handled by the court.

^aCourt jurisdiction:

Court has jurisdiction in **civil appeal** and **appeal of administrative agency** cases only. Figures for these two categories could not be separated for inclusion in this chart.

¹Special source or revision in data:

These data were supplied by the clerk of the court during data verification.

Source: The Administrative Director of Courts, Annual Report, 1978 (Montgomery, Alabama)(unpublished). Statistics are from the annual report and unpublished data except that totals have been computed where necessary, and additional data were supplied by the clerk of the court during data verification.

ALABAMA COURT OF CRIMINAL APPEALS^a
Intermediate appellate court
5^c judges
October 1977 to September 1978

	Beginning pending	Filed	Disposed	End pending
Cases:				
Appeals:				
Criminal:				
Cases	548 ^{jk}	912 ^j	838 ^j	622 ^{jk}
Total appeals ^j	548 ^{jk}	912 ^j	838 ^j	622 ^{jk}
Other cases:				
Original proceedings				
Requests to appeal:				
Notice of appeal	(j)	(j)	(j)	(j)
Total other cases				
Total cases¹	548^{1k}	912¹	838¹	622^{1k}

Manner of disposition¹

Opinion 318
Without opinion 301
Decided en banc 219

Disposition of cases¹

Affirmed 466
Reversed and remanded 54
Remanded with directions.... 10
Reversed and rendered 2
Dismissed 12
Petition denied 75
Cases decided en banc
(original proceedings) ... 219

Boldface headings indicate the classifications used by the NCSP.

Blank space = Not enough information is known. The case category may or may not be handled by the court.

^aCourt jurisdiction:

Court has jurisdiction in **criminal appeal** cases only.

^cJudge information:

There are in addition three supernumerary judges assigned to this court.

ⁱData are not complete:

Total cases do not include petitions disposed of in the clerk's office at the direction of the court.

^jExplanation of data included in the category:

Total appeals include notice of appeal cases as well as **appeals**.

Notice of appeal cases are reported as **appeals**.

^kAdditional information:

Pending includes cases pending on certiorari in the Supreme Court of Alabama and the Supreme Court of the United States, cases on motions for new trial in trial courts, and those in which **appeals** have not been perfected (all necessary documents filed).

¹Special source or revision in data:

Manner of disposition and disposition of cases data were provided by the clerk of court during data verification.

Source: The Administrative Director of Courts, Annual Report, 1978 (Montgomery, Alabama)(unpublished). Statistics are from the annual report except that totals have been computed where necessary, and additional data were supplied by the clerk of the court during data verification.

ALABAMA CIRCUIT COURT
 Court of general jurisdiction
 38 circuits, 112 judges
 January 1, 1978 to December 31, 1978

	Beginning pending	Filed	Disposed	End pending
Civil^d:				
Domestic relations	N/A	45,548	47,013	N/A
Other Civil^j	N/A	24,917 ^j	23,727 ^j	N/A
Total civil	N/A	70,465	70,740	N/A
Criminal^d:				
Total criminal^j	N/A	23,326 ^j	23,273 ^j	N/A
Juvenile:				
Total juvenile	N/A	17,229	15,072	N/A
Grand total	N/A	111,090	109,085	N/A
<u>Trial^d</u>				
		<u>Jury</u>	<u>Non-jury</u>	<u>Total</u>
Criminal		1,556	4,814	6,370

Boldface headings indicate the classifications used by the NCSP.

X = The data for this case type are known to be included in the total but were not available by category.

^dCase definition or unit of count:

A civil case is counted with the filing of a petition or complaint.

The criminal case unit of count is the number of defendants on the indictment.

A trial is counted if tried to completion.

^hFigure was computed:

End pending figure was computed from filing, disposition, and beginning pending data.

^jExplanation of data included in the category:

Other civil figures include law, auto tort, and civil appeals cases.

Criminal cases include felonies and criminal appeals.

Source: The Administrative Director of Courts, Annual Report, 1978 (Montgomery, Alabama)(unpublished). Statistics are from the annual report and unpublished data except that totals have been computed where necessary.

ALABAMA DISTRICT COURT^a
Court of limited jurisdiction
81 courts, 89 judges
January 17, 1978 to December 31, 1978

	Beginning pending	Filed	Disposed	End pending
Civil^d:				
Small claims	27,391 ^l	95,928	75,746	27,576 ^h
Other civil:				
Civil	4,386 ^l	40,130	17,509	27,007 ^h
Total civil	31,780 ^l	116,058	93,255	54,583 ^h
Criminal^d:				
Other criminal:				
State criminal	X	94,225	89,476	X
Municipal criminal	X	3,840	2,739	X
Total	20,508 ^l	98,065	92,215	26,358 ^h
Total criminal	20,508 ^l	98,065	92,215	26,358 ^h
Traffic:				
Other traffic violation:				
State traffic	X	178,825	167,479	X
Municipal traffic	X	11,083	8,524	X
Total	32,603 ^l	189,908	176,003	46,508 ^h
Total traffic	32,603 ^l	189,908	176,003	46,508 ^h
Juvenile:				
Total juvenile	2,740 ^l	N/A	N/A	N/A
Grand total	87,631 ^l	425,361 ⁱ	400,452 ⁱ	127,449 ^{hi}

Boldface headings indicate the classifications used by the NCSP.

X = The data for this case type are known to be included in the total, but were not available by category.

^aCourt jurisdiction:

This court was established by the judicial article for court unification to replace the many different inferior courts.

^dCase definition or unit of count:

A civil case is counted with the filing of a petition or complaint.

The criminal case unit of count is the number of defendants on the indictment or complaint.

^hFigure was computed:

End pending figures were computed from beginning pending, filed, and disposed figures given in the annual reports.

ⁱData are not complete:

The number of juvenile case filings, dispositions, and cases pending at the end of the year were not available, and therefore are not included in the grand total filing, disposition, and end pending figures.

^lSpecial source or revision in the data:

Beginning pending figures were taken from the 1977 edition of the Alabama Judicial System, where they are given as end pending figures for the 1977 court year.

Source: The Administrative Director of Courts, Annual Report, 1978 (Montgomery, Alabama)(unpublished). Statistics are from the annual report except that totals have been computed where necessary.

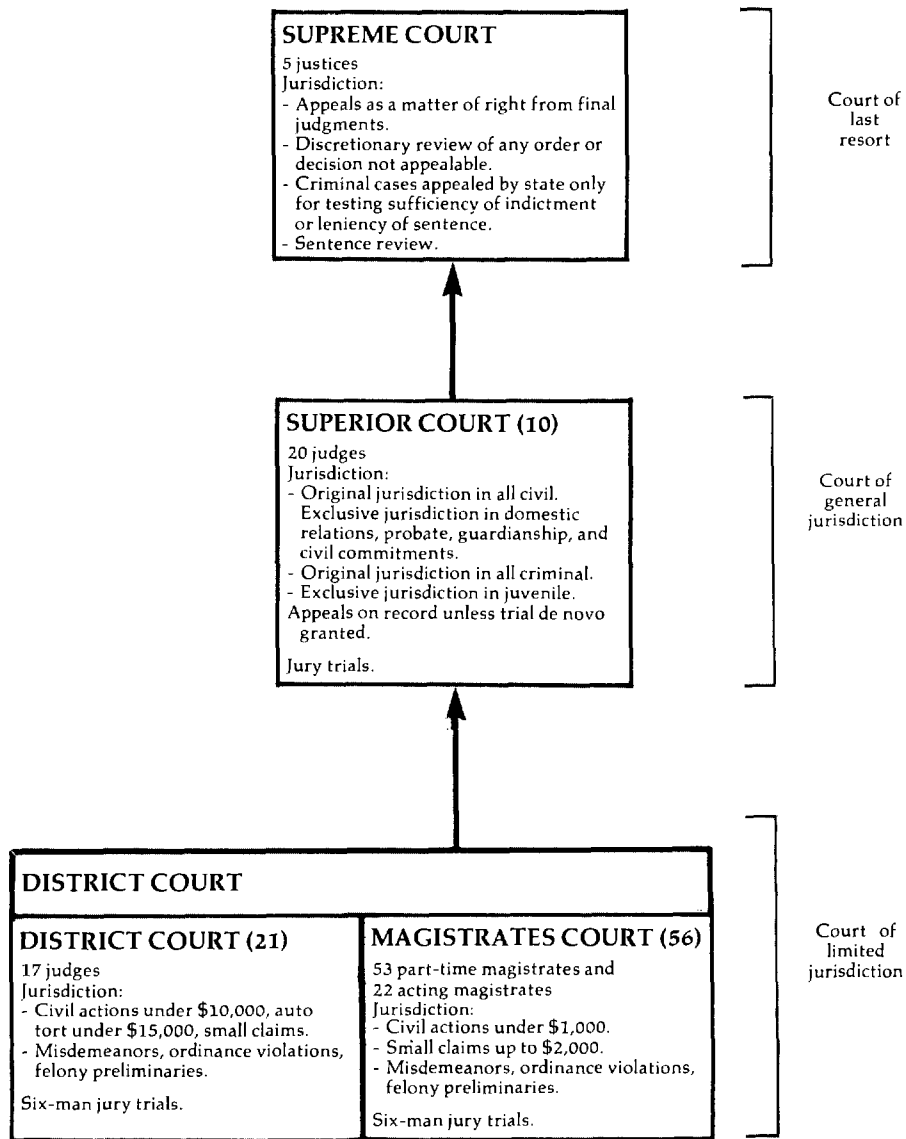
ALABAMA PROBATE COURT
Court of limited jurisdiction
67 courts, 67 judges
January 1, 1978 to December 31, 1978

There were no data available for cases handled in the Probate Court in 1978.

ALABAMA MUNICIPAL COURT
Court of limited jurisdiction
329 courts; 220 recorders, 120 mayors
January 1, 1978 to December 31, 1978

There were no data available for cases handled in the Municipal Court in 1978.

ALASKA COURT SYSTEM, 1978



↑ Indicates route of appeal.

ALASKA SUPREME COURT
Court of last resort
5 justices
January 1, 1978 to December 31, 1978

	Beginning pending	Filed	Disposed	End pending
Cases:				
Appeals:				
Civil ¹	268	256	225	2978
Criminal ¹	200	135	131	2098
Total appeals	468	391	356	5068
Other cases:				
Original proceedings:				
Original jurisdiction:				
Original applications	4	27	25	6
Requests to appeal:				
Petitions for review	43	156	136	618
Sentence review only:				
Sentence appeal	39	56	43	518
Total other cases	86	239	204	1188
Total cases	554	630	560	624

Manner of disposition^m

	Appeals		Original proceedings	Requests to appeal	Sentence review only	Total cases
	Civil	Criminal				
Opinion and mandate ¹	105	94	5	13	31	248
Summary disposition by order ¹	18	9	19	106	1	153
Dismissed by court or parties ¹	102	28	1	17	11	159
Total	225	131	25	136	43	560

Disposition of cases

	Civil	Criminal	Original jurisdiction	Requests to appeal	Sentence review only	Total
Affirmed	42	56	2	8	23	131
Reversed and remanded	26	19	0	2	2	49
Affirmed in part/reversed in part	24	7	0	1	2	34
Reversed	2	7		2	0	12
Remanded	11	5	0	0	3	19
Sentence too lenient	--	--	--	--	1	1
Bar disciplinary action	--	--	2	--	--	2
By memorandum opinion and judgment:						
Affirmed	6	5	0	0	1	12
Reversed	1	1	0	0	0	2
By summary order:						
Affirmed	2	1		3	0	6
Reversed or reversed and remanded	8	0		12	0	20
Other	1	2	5	6	0	14
Total dispositions on the merits	123	103	10	34	32	302
Review denied	--	--	14 ¹	85 ¹	--	99

Status of pending cases (12/31/78)

	Cases awaiting					
	Records	Briefs	Hearing	Decision	Mandate	Stayed
Appeals:						
Civil	67	78	33	97	11	11
Criminal	50	70	10	67	4	8
Original proceedings	0	5	0	1	0	0
Requests to appeal	0	14	2	40	2	3
Sentence review only	8	12	1	28	2	0

Time intervalⁿ(average days)

	Civil appeal	Criminal appeal	Sentence review only ¹
Notice of appeal to mandate	539	612	358
Notice of appeal to opinion publication	518 ^h	597 ^h	344
Notice of appeal to certification of record	99	124	60
Certification of record to completion of briefing	123	173	69
Completion of briefing to hearing or submission	71	72	6
Hearing or submission to opinion publication	225 ^h	228 ^h	209 ^h
Hearing or submission to circulating draft opinion	126	145	130
Circulating draft opinion to publication date	99	83	79
Publication date to mandate	21	15	14

(continued on next page)

Boldface headings indicate the classifications used by the NCSP.

-- = Not applicable.

8Change in pending does not equal the difference between filings and dispositions:

During the year a number of cases were reclassified, for example, a **criminal appeal** may become a **sentence review only** case, and other cases, originally improperly classified, are corrected. These transfers between case categories account for the discrepancies in the caseload.

hFigure was computed:

"Publication date to mandate" mean figure equals "notice of appeal to mandate" minus "notice of appeal to opinion publication."

"Hearing or submission to opinion publication" mean figure for time interval data equals the "hearing or submission to circulating draft opinion" plus "circulating draft opinion to opinion publication."

"Notice of appeal to opinion publication" is the sum of four major subcategories.

JExplanation of data included in the category:

The number of **civil** and **criminal appeals** filed includes cross appeals filed.

Juvenile appeals relating to dependency are included with the **civil appeals**.

Juvenile appeals relating to criminal-type offenses are included with the **criminal appeals** category.

LSpecial source or revision in the data:

The breakdown for manner of disposition data, the correct number of request to appeal and original jurisdiction cases on which review was denied, and time interval data for **sentence review only** cases were supplied by the clerk of the court during data verification.

MInformation on disposition type or trial data:

The manner of disposition data is a case count. The 302 opinions and mandates include some opinions filed in 1977 on which mandates were not issued until 1978. There were 237 actual opinions published in 1978.

PTime interval or age of pending data:

The analysis of time periods for disposition of appeals was done for 103 **civil appeals**, 93 **criminal appeals**, and 31 **sentence review only** cases, which together comprised all cases closed by opinion and mandate during 1978.

Source: Administrative Director of the Courts, *Alaska Court System, 1978 Annual Report* (Anchorage, Alaska: 1979); and the Annual Statistical Report of the clerk of the Supreme Court entitled "Supreme Court Activity 1978." Statistics are from the annual report and clerk's memo except that totals have been computed where necessary, and revisions and additions were made during verification by the clerk of the court.

ALASKA SUPERIOR COURT
Court of general jurisdiction
4 districts, 10 courts, 20 judges
January 1, 1978 to December 31, 1978

	Beginning pending	Filed	Disposed	End Pending
Civil^d:				
Tort:				
Civil damage	X	921	X	X
Contract:				
Debts, contracts, and notes	X	1,415	X	X
Real property rights:				
Housing, real estate	X	347	X	X
Domestic relations:				
Marriage dissolution:				
Divorce	X	2,423	X	X
Dissolution of marriage	X	1,915	X	X
Total	X	4,338	X	X
Support/custody:				
Reciprocal support	X	1,052	X	X
Other ^j	X	278	X	X
Total	X	1,330	X	X
Adoption	X	559	X	X
Total	X	6,227	X	X
Estate:				
Probate/wills/intestate:				
Estates	X	618	X	X
Probate waiver	X	75	X	X
Total	X	693	X	X
Guardianship/conservatorship/trusteeship:				
Guardianship	X	15	X	X
Protective	X	136	X	X
Total	X	151	X	X
Other estate	X	7	X	X
Total	X	851	X	X
Mental health:				
Sanity	X	359	X	X
Appeal:				
Appeal of administrative agency case:				
Administrative review	X	206	X	X
Other civil:				
Other civil	X	1,044	X	X
Total civil	12,089 ^f	11,370	10,300	13,159 ^h

(continued on next page)

Criminal^d:				
Felony	410 ^f	778	905	2838
Misdemeanor	N/A	96	X	N/A
Appeal:				
From District Court	N/A	104	X	N/A
To Supreme Court	N/A	47	X	N/A
Total	N/A	151	X	N/A
Other criminal:				
Probation revocation	N/A	116	X	N/A
Other	N/A	49	X	N/A
Total	N/A	165	X	N/A
Total criminal	410 ^{f1}	1,190	1,145	283
Juvenile:				
Criminal-type offense:				
Delinquency	N/A	1,153 ^b	X	N/A
Other juvenile:				
Child in need of aid	N/A	143 ^b	X	N/A
Total juvenile	N/A	1,296	1,063	N/A
Grand total	12,499 ^{f1}	13,856	12,508	13,442 ¹

	<u>Trial^d</u>			<u>Civil dispositions^m</u>		<u>Criminal (felony) dispositions</u>				
	Jury	Non-jury	Total	Other civil ^m		Before trial	Jury trial	Non-jury trial	Total	
Civil:				Default	532	Guilty (convicted)	100	8	108	
Domestic relations ^m ...	—	180	180	Withdrawn	1,188	Guilty plea	4	0	420	
Other civil ^m	36	128	164	Judgment	300	Acquittal	42	2	44	
Total civil	36	308	344	Dismissed	987	Mistrial with dismissal	10	0	10	
Criminal (felony)	156	10	166			Dismissed	223	0	223	
Grand total	192	318	510			Change of venue	25	0	25	
						Complaint withdrawn	75	0	75	

Age of pending casesⁿ 12/31/78 (days)

	Average	Median
Domestic relations ^m ...	481	365
Probate ^m	821	603
Other civil	564	424
Felony	257	188

Time interval (days)

	Average	Median	0 to 30							366 to 730		Over 730 days
			days	days	days	days	days	days	days	days	days	
Age at disposition ⁿ :												
Domestic relations ^m ...	192	71	392	2,139	608	382	451	747	572	333		
Probate ^m	541	115	N/A	N/A	N/A	N/A	N/A	N/A	N/A	N/A		
Other civil ^m	411	269	310	286	207	129	251	507	774	543		
Felony	215	91	N/A	N/A	N/A	N/A	N/A	N/A	N/A	N/A		

Age of pending cases (12/31/78)(days)

	Under 90 days	91 to 180 days	181 to 365 days	366 to 545 days	546 to 730 days	731 to 910 days	911 to 1,095 days	Over 1,095 days
Domestic relations ^m	896	546	692	544	382	288	280	488

Boldface headings indicate the classifications used by the NCSP.

N/A = This case type is handled by the court, but the data are unavailable.

X = The data for this case type are known to be included in the total but were not available by category.

-- = Not applicable.

^dCase definition or unit of count:

A civil case is counted with the filing of a petition or complaint.

The criminal case unit of count is the number of indictments or complaints. Some occur after preliminary hearings in District Court.

A trial is counted if tried to judgment.

^fBeginning pending figure for the 1978 court year does not equal the end pending figure for the 1977 court year:

Figures are as given in the annual report.

^gChange in pending does not equal the difference between filings and dispositions:

Figures are as given in the annual report.

^hFigure was computed:

The juvenile filing figure for each category was calculated by multiplying the percent of formal petitions for each category by the total number of formal petitions.

ⁱData are not complete:

Criminal total pending figures include only felony cases.

Grand total pending figures include only civil and felony cases.

^jExplanation of data included in the category:

The state annual report indicates that a majority of the domestic relations "other" cases are reciprocal support cases.

^mCategories for disposition type or trial data:

The "domestic relations" category does not include adoption cases.

The "probate" category includes all estate, mental health, and adoption cases.

The "other civil" category includes tort, contract, real property rights, appeal, and other civil cases.

ⁿTime interval or age of pending data:

Age at disposition and age of pending data are given for the following categories as listed in the annual report:

Domestic relations -- divorce, dissolution of marriage, and other.

Probate -- estates, guardianship, probate waiver, protective, other, adoption, and sanity.

Other civil -- civil damage; debts, contracts, and notes; housing, real estate; administrative review; and other.

Source: Administrative Director of the Courts, Alaska Court System, 1978 Annual Report (Anchorage, Alaska: 1979). Statistics are from the annual report except that totals have been computed where necessary.

ALASKA DISTRICT COURT
 Court of limited jurisdiction
 4 districts, 21 courts, 17 judges
 January 1, 1978 to December 31, 1978

	Beginning pending	Filed	Disposed	End pending
Civil^d:				
Tort:				
Civil damage	X	435	X	X
Contract:				
Debt, contract, and notes	X	2,836	X	X
Small claims	5,050 ^f	7,948	6,261	6,737
Other civil:				
Other	X	1,073	X	X
Total civil	9,477^f	12,292	9,569	12,200
Criminal^d:				
Misdemeanor	X	13,479	X	X
Preliminary hearing:				
Felony	510 ^f	1,451	1,307	654
Other criminal	N/A	2,775	X	N/A
Total criminal	Xⁱ	17,705	X	Xⁱ
Traffic:				
Other traffic violation:				
Misdemeanor traffic	X	6,512	X	X
Other criminal--traffic on formal complaint	N/A	267	X	N/A
Other traffic	N/A	78,627	77,536	N/A
Total	N/A	85,406	X	N/A
Total traffic	Xⁱ	85,406	X	Xⁱ
Grand total	14,767^{fi}	115,403	111,411	17,254^{gi}

	<u>Trial^{dm}</u>			<u>Civil dispositions^m</u>				<u>Criminal dispositions</u>			
	Jury	Non-jury	Total	Default	Withdrawn	Judgment	Dismissal	<u>Misdemeanor^m</u>			<u>Preliminary hearing</u>
								Before trial	Jury trial	Non-jury trial	
Civil:											
Small claims	--	658	658	1,411	1,079	360	458	--	473	426	--
All other civil ..	14	195	209	12,156	38,974	12,132	4,944	11,348	17	17	--
Total	14	853	867	501	12,156	38,974	12,132	709	239	61	--
Criminal:											
Misdemeanor ^m	749	509	1,258	501	12,156	38,974	12,132	875	0	0	--
Traffic ^m	--	925	925	501	12,156	38,974	12,132	709	0	0	67
Grand total	763	2,287	3,050	501	12,156	38,974	12,132	5,598	0	0	457
				(closed statistically) ...	4,944			--	--	--	325
				Case dismissed before first appearance and change of venue	7,904			--	--	--	128
								--	--	--	330

Time interval (days)

Age at disposition:	Average	Median	1 to 30 days	31 to 60 days	61 to 90 days	91 to 120 days	121 to 180 days	181 to 365 days	366 to 730 days	Over 730 days
Civil:										
Small claims	182	88	1,185	1,521	863	654	517	538	703	280
All other civil	232	123	430	660	354	236	314	594	516	204
Criminal:										
Misdemeanor ^m	50	7	11,326	2,061	1,703	1,232	865	724	562	304
Preliminary hearing ...	55	16	1,024	121	35	40	24	20	33	10
Traffic ^m	231	194	N/A	N/A	N/A	N/A	N/A	N/A	N/A	N/A

Age of pending cases 12/31/78 (days)

	Average	Median	Under 90 days	91 to 180 days	Under 121 days	121 to 180 days	181 to 365 days	366 to 545 days	546 to 730 days	731 to 910 days	911 to 1,095 days	Over 1,095 days
Civil:												
Small claims	452	370	1,459	1,001	N/A	N/A	1,369	782	663	138	660	665
All other civil	474	346	897	651	N/A	N/A	1,044	753	539	452	567	560
Criminal:												
Misdemeanor ^m	244	209	N/A	N/A	1,194	388	876	1,045	297	0	0	0
Preliminary hearing ...	254	229	N/A	N/A	220	80	146	142	66	0	0	0

(continued on next page)

Boldface headings indicate the classifications used by the NCSP.

N/A = This case type is handled by the court, but the data are unavailable.

X = The data for this case type are known to be included in the total but were not available by category.

-- = Not applicable.

^dCase definition or unit of count:

A civil case is counted with the filing of a petition or complaint.

The criminal case unit of count is the number of indictments or complaints.

A trial is counted if tried to judgment.

^fBeginning pending figure for the 1978 court year does not equal the end pending figure for the 1977 court year:

Figures are as given in the annual report.

^gChange in pending does not equal the difference between filings and dispositions:

Figures are as reported in the annual report. The end pending figure for **preliminary hearings** does not include those cases out on warrants.

ⁱData are not complete:

Grand total pending figures include all data except **other criminal**, other criminal--traffic informal complaint, and other traffic cases.

^mCategories for disposition type or trial data:

Civil disposition type data do not include dispositions of **small claims** cases.

Misdemeanor disposition and trial data include misdemeanor traffic cases.

Traffic trial and disposition data only include other traffic cases.

ⁿTime interval or age of pending data:

Misdemeanor age at disposition is measured from first appearance to dismissal, acquittal, or sentencing.

The misdemeanor category for time interval and age of pending data includes misdemeanor traffic cases.

Traffic time interval data only include "other traffic" cases.

Age of pending cases data were not available for "all other civil" cases in the same time period breakdowns as were available for all other case categories.

Source: Administrative Director of the Courts, Alaska Court System, 1978 Annual Report (Anchorage, Alaska: 1979). Statistics are from the annual report except that totals have been computed where necessary.

ALASKA MAGISTRATES COURT
Court of limited jurisdiction
4 districts, 56 courts, 53 part-time and 22 acting magistrates
January 1, 1978 to December 31, 1978

	Beginning pending	Filed	Disposed	End pending
Civil^d:				
Total civil	N/A	239	179	N/A
Criminal^d:				
Misdemeanor	N/A	1,232	1,195	N/A
Preliminary hearing:				
Felony	N/A	137	103	N/A
Total criminal	N/A	1,369	1,298	N/A
Traffic:				
Total traffic	N/A	1,140	1,128	N/A
Grand total	N/A	2,748	2,605	N/A

Boldface headings indicate the classifications used by the NCSP.

N/A = This case type is handled by the court, but the data are unavailable.

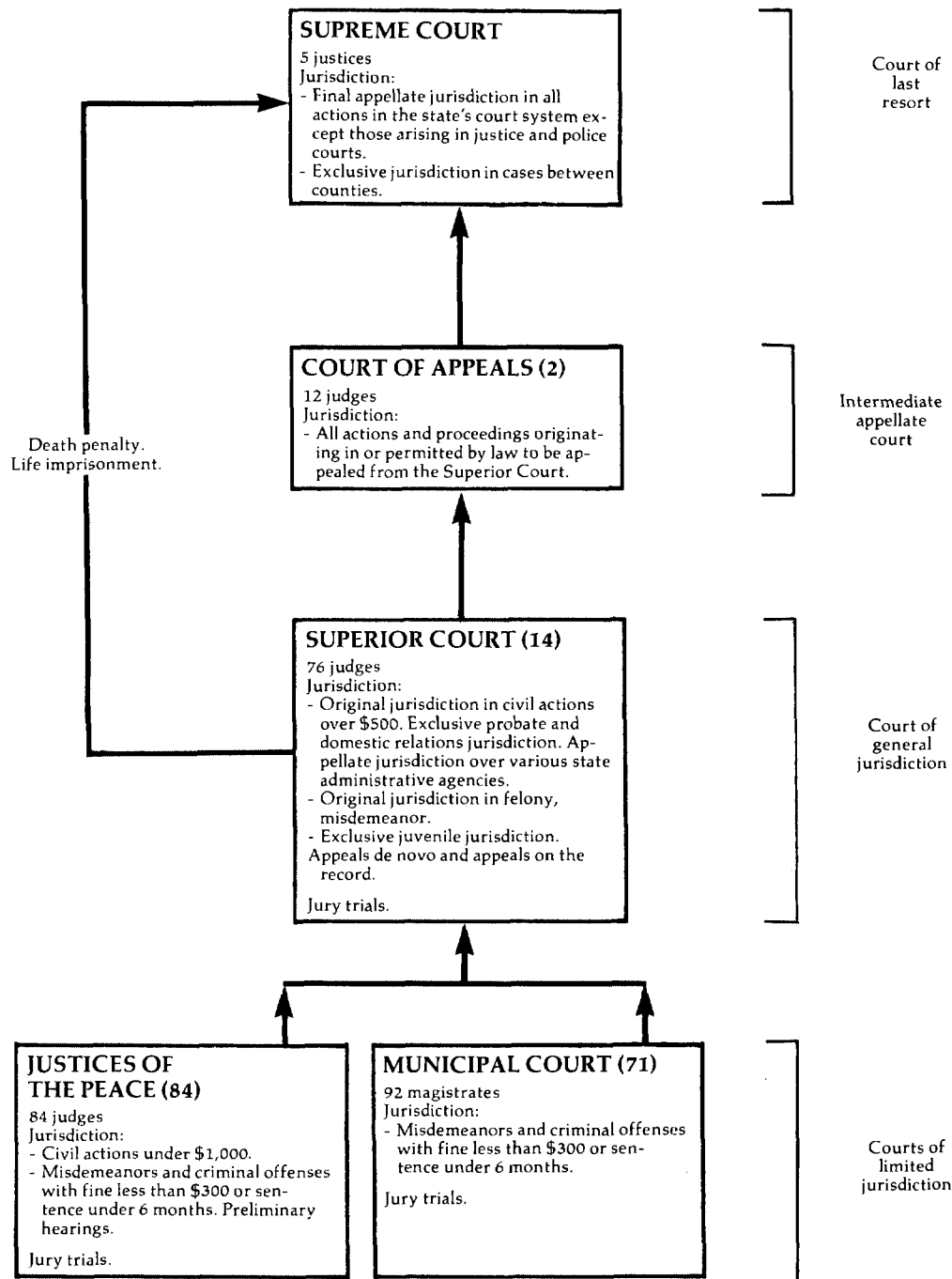
^dCase definition or unit of count:

A civil case is counted with the filing of a petition or complaint.

The criminal case unit of count is the number of indictments or complaints.

Source: Administrative Director of the Courts, Alaska Court System, 1978 Annual Report (Anchorage, Alaska: 1979). Statistics are from the annual report except that totals have been computed where necessary.

ARIZONA COURT SYSTEM, 1978



↑ Indicates route of appeal.

ARIZONA SUPREME COURT
Court of last resort
5 justices
January 1, 1978 to December 31, 1978

	Beginning pending	Filed ^J	Disposed	End pending
Cases:				
Appeals:				
Civil	23	65 ^k	52	36
Criminal	45	122 ^k	108	59
Delayed appeals	1	5 ^k	1	5
Total appeals ^J	69	192 ^k	161	100
Other cases:				
Original proceedings:				
Original jurisdiction:				
Habeas corpus	6	26	28	4
Special actions ^J	20	166	160	26
Bar matters	4	63	61	6
Petitions for review ^J	66	664	655	75
Total	96	919	904	111
Total other cases	96	919	904	111
Total cases	165	1,111	1,065	211
Other proceedings:				
Other matters:				
Miscellaneous	4	60	58	6
Total other proceedings	4	60	58	6

Manner of Disposition

	<u>Appeals</u>				<u>Original jurisdiction</u>	<u>Other matters</u>	<u>Total</u>
	<u>Civil</u>	<u>Criminal</u>	<u>Delayed</u>	<u>Total</u>			
Written opinion	35	68	1	104	56	0	160
Memorandum decision	9	34	0	43	2	3	48
Terminated without written opinion	8	6	0	14	846	55	915

Boldface headings indicate the classifications used by the NCSP.

^JExplanation of data included in the category:

Appeals (civil, criminal, and delayed) include cases transferred in from the Arizona Court of Appeals. One hundred sixty appeals were transferred from the Court of Appeals during 1978.

Special actions include mandamus, prohibition, and quo warranto cases.

Petitions for review are requests for review of Court of Appeals cases (or portions thereof) that are heard as a matter of right. They are not necessarily processed as a regular appeal.

Source: Arizona Supreme Court, The Arizona Courts, 1978 Annual Judicial Report (Phoenix, Arizona: 1979). Statistics are from the annual report except that totals have been computed where necessary.

ARIZONA COURT OF APPEALS
 Intermediate appellate court
 2 divisions, 12 judges
 January 1, 1978 to December 31, 1978

	Beginning pending	Filed ^j	Disposed ^j	End pending
Cases:				
Appeals:				
Civil	596 ^f	697	674	619
Criminal	708 ^f	952	1,012	648
Delayed appeals	0	0	0	0
Appeal of administrative agency case:				
Industrial Commission	184	216	275	125
Juvenile ^k	7 ^f	35	30	12
Total appeals ^j	1,495 ^f	1,900	1,991	1,404
Other cases:				
Original proceedings:				
Original jurisdiction:				
Habeas corpus	0	4	2	2
Special actions ^j	7	177	170	14
Petitions for review--postconviction	26 ^{f1}	102 ¹	66 ¹	62 ¹
Total	33 ^f	283	238	78
Total other cases	33 ^f	283	238	78
Total cases	1,528	2,183	2,229	1,482

Manner of disposition

	Appeals						Original jurisdiction	
	Civil	Criminal	Delayed	Agency	Juvenile	Total	Total	Total
Written opinion	207	116	0	34	8	365	15	380
Memorandum	175	476	0	157	16	824	19	843
Terminated without opinion	238	311	0	84	6	639	204	843
Transferred to Supreme Court	54	109	0	0	0	163	0	163

Boldface headings indicate the classifications used by the NCSP.

^fBeginning pending figure for the 1978 court year does not equal the end pending figure for the 1977 court year:

These differences reflect the fact that, starting in 1978, postconviction cases were separated from **criminal appeals**, and **juvenile appeals** in the second division were separated from **civil appeals**. Total cases reported for 1977 and 1978 were not affected.

^jExplanation of data included in the category:

Appeals filed (civil and criminal) are net figures after **appeals transferred in** are added.

Appeals disposed (civil and criminal) include **appeals transferred out** and **appeals disposed** by the court.

Special actions include mandamus, prohibition, and quo warranto cases.

^kAdditional information:

Juvenile appeals were counted separately by Division 2 of the Court of Appeals starting in 1978. Prior to this time, they had been included in with **civil appeals**.

¹Special source or revision in the data:

These data were supplied by the administrative office of the court during data verification.

Source: Arizona Supreme Court, The Arizona Courts, 1978 Annual Judicial Report (Phoenix, Arizona: 1979). Statistics are from the annual report except that totals have been computed where necessary, and additional data were supplied by the administrative office of the court during data verification.

ARIZONA SUPERIOR COURT
 Court of general jurisdiction
 14 counties, 76 judges
 January 1, 1978 to December 31, 1978

	Beginning pending	Filed	Disposed	End pending
Civil^d:				
Law:				
Civil ^j	27,729 ^f	29,917	27,695	29,951
Domestic relations:				
Support/custody:				
Reciprocal support	7,365 ^f	7,581	6,262	8,684
Adoption	1,533 ⁱ	1,064 ⁱ	881 ⁱ	1,716 ⁱ
Other domestic relations:				
Domestic relations	11,114 ^{fk}	25,856	24,171	12,799
Modify decree ^k	89	1,490	1,461	118
Foreign decree ^k	56	210	119	147
Contempt only ^k	47	5,562	5,364	245
Total	11,306	33,118	31,115	13,309
Total	20,204 ^{fi}	41,763 ⁱ	38,258 ⁱ	23,709 ⁱ
Estate:				
Probate/wills/intestate:				
Probate	28,758 ^f	7,907	8,007	28,658
Mental health ^j	N/A	N/A	698	N/A
Appeal	(j)	(j)	(j)	(j)
Total civil	76,691^{fi}	79,587ⁱ	74,658ⁱ	82,318ⁱ

(continued on next page)

Criminal^d:				
Felony	4,891	10,390	10,009	5,272
Misdemeanor	288 ^f	568	600	256
Appeal	545	2,290	2,384	451
Postconviction remedy:				
Postconviction relief	20	624	542	102
Other criminal:				
Unclassified ^j	22	133	136	19
Total criminal	5,766	14,005	13,671	6,100
Juvenile:				
Non-offense:				
Juvenile dependency	240 ⁱ	1,207 ⁱ	1,177 ⁱ	270 ⁱ
Total juvenile	240 ⁱ	1,207 ⁱ	1,177 ⁱ	270 ⁱ
Grand total	82,697 ^{fi}	94,799 ⁱ	89,506 ⁱ	88,688 ⁱ

	<u>Trial^d</u>			<u>Criminal dispositions^m</u>					<u>Other criminal</u>	<u>Total</u>
	<u>Jury</u>	<u>Non-jury</u>	<u>Total</u>	<u>Felony</u>	<u>Misdemeanor</u>	<u>Appeal</u>	<u>Appeal</u>			
Civil:				Jury trial:						
Law	527	1,631	2,158	Guilty plea	37 ^m	0	0	0	37 ^m	
Domestic relations:				Non-jury trial:						
Support/custody	0	0	0	Guilty plea	9 ^m	0	0	0	9 ^m	
Adoption	0	0	0	Plea	6,718	382	59	10	7,169	
Other domestic relations	4	3,761	3,765	Dismissed/nol pros ...	1,839	130	344	19	2,332	
Total	4	3,761	3,765	Transfer out	107	17	253	6	383	
Estate:				Other dismissals	280	31	177	9	497	
Probate/wills/intestate .	0	0	0	Otherwise removed	157	18	635	86	896	
Mental health	0	0	0	Affirmed	0	0	218	0	218	
Total	531	5,392	5,923	Reversed	0	0	56	0	56	
Criminal:										
Felony	800	108	908							
Misdemeanor	13	9	22							
Appeal	19	623	642							
Other criminal	3	3	6							
Total	835	743	1,578							
Grand total	1,366	6,135	7,501							

Civil dispositions
Domestic relations

	<u>Law</u>	<u>Support/ custody</u>	<u>Adoption</u>	<u>Other domestic relations</u>	<u>Total</u>	<u>Estate</u>	<u>Mental health</u>	<u>Total</u>
Default hearing	5,664	0	0	14,288	19,952	0	0	19,952
Dismissals	4,233	0	0	3,306	7,539	0	0	7,539
Transfer out	360	361	0	56	777	0	0	777
Final order	0	0	881 ^l	0	881	8,007	698 ^l	9,586
Otherwise removed ..	14,772 ^l	5,901	0	2,756	23,429	0	0	23,429
Arbitration	508	0	0	0	508	0	0	508

Boldface headings indicate the classifications used by the NCSP.
N/A = This case type is handled by the court but the data are unavailable.

^dCase definition or unit of count:

- A civil case is counted with the filing of a petition or complaint.
- The criminal case unit of count is the number of defendants on the information or indictment.
- A jury trial is counted when the voir dire examination of the panel begins.
- A non-jury trial is counted when the first witness is sworn.

^fBeginning pending figure for the 1978 court year does not equal the end pending figure for the 1977 court year.

A caseload inventory was conducted in the Superior Court during January, 1978. Adjustments, based on the findings of the inventory, were made to the beginning pending figures reported for the 1978 court year.

ⁱData are not complete:

- Adoption and domestic relations** figures do not include adoption data for Maricopa County.
- Total civil and grand total pending figures do not include adoption data from Maricopa County.
- Juvenile** and grand total filing, disposition, and pending data do not include juvenile data from Maricopa or Yuma Counties.

^jExplanation of data included in the category:

- Filings include cases transferred in.
- Dispositions include cases transferred out.
- Civil cases include prayer under \$1,000, auto tort, non-auto tort, contract, eminent domain, unclassified civil, and appeal cases.
- Mental health** cases disposed are the number of civil (395) and criminal (303) mental health hearings held.
- Civil appeals** are included with data classified in the law category.
- Unclassified **criminal** cases are offenses which do not come under any of the other criminal case categories listed, for example, peace bond complaints.

^kAdditional information:

- Prior to 1978, the categories "modify decree," "foreign decree," and "contempt only" were included in the domestic relations statistics.
- In 1978, these data were available separately, and are so displayed on this court profile. This change is partly responsible for the difference between the reported 1977 end pending figure and the 1978 beginning pending figure for the domestic relations category.

^lSpecial source or revision in the data:

- These corrections were supplied by the administrative office of the court during data verification.

^mInformation on disposition type or trial data:

- Guilty pleas obtained during a trial that are listed under **criminal dispositions** are already included within the trial data.

Source: Arizona Supreme Court, The Arizona Courts, 1978 Annual Judicial Report (Phoenix, Arizona: 1979). Statistics are from the report except that totals have been computed where necessary, and corrections were supplied by the administrative office of the court during data verification.

ARIZONA JUSTICE OF THE PEACE COURT¹
 Court of limited jurisdiction
 84 courts, 84 judges
 January 1, 1978 to December 31, 1978

	Beginning pending	Filed	Disposed	End pending
Civil^d:				
Total civil	22,981 ⁱ	39,043 ⁱ	38,008 ⁱ	24,016 ⁱ
Criminal^d:				
Misdemeanor	2,891 ⁱ	20,362 ⁱ	18,042 ⁱ	5,211 ⁱ
Preliminary hearing	2,154 ⁱ	15,883 ⁱ	15,146 ⁱ	2,891 ⁱ
Total criminal	5,045 ⁱ	36,245 ⁱ	33,188 ⁱ	8,102 ⁱ
Traffic:				
Total traffic	32,861 ⁱ	224,228 ⁱ	202,107 ⁱ	54,982 ⁱ
Grand total	60,887 ⁱ	299,516 ⁱ	273,303 ⁱ	87,100 ⁱ

Age of pending cases (12/31/78)

	Under 20 days	Under 150 days	Under 1 year	All other cases
Civil	N/A	N/A	13,758 ⁱ	5,352 ⁱ
Criminal:				
Misdemeanor	N/A	2,841 ⁱ	X	2,370 ⁱ
Preliminary hearing ..	578	X	X	2,312 ⁱ
Trafficⁱ	N/A	36,402 ⁱ	X	18,580 ⁱ

Boldface headings indicate the classifications used by the NCSP.

N/A = This case type is handled by the court but the data are unavailable.

X = The data for this case type are known to be included in the total but were not available by category.

^dCase definition or unit of count:

A civil case is counted with the filing of a petition or complaint.

The criminal case unit of count is the number of defendants on the information, indictment, or complaint.

ⁱData are not complete:

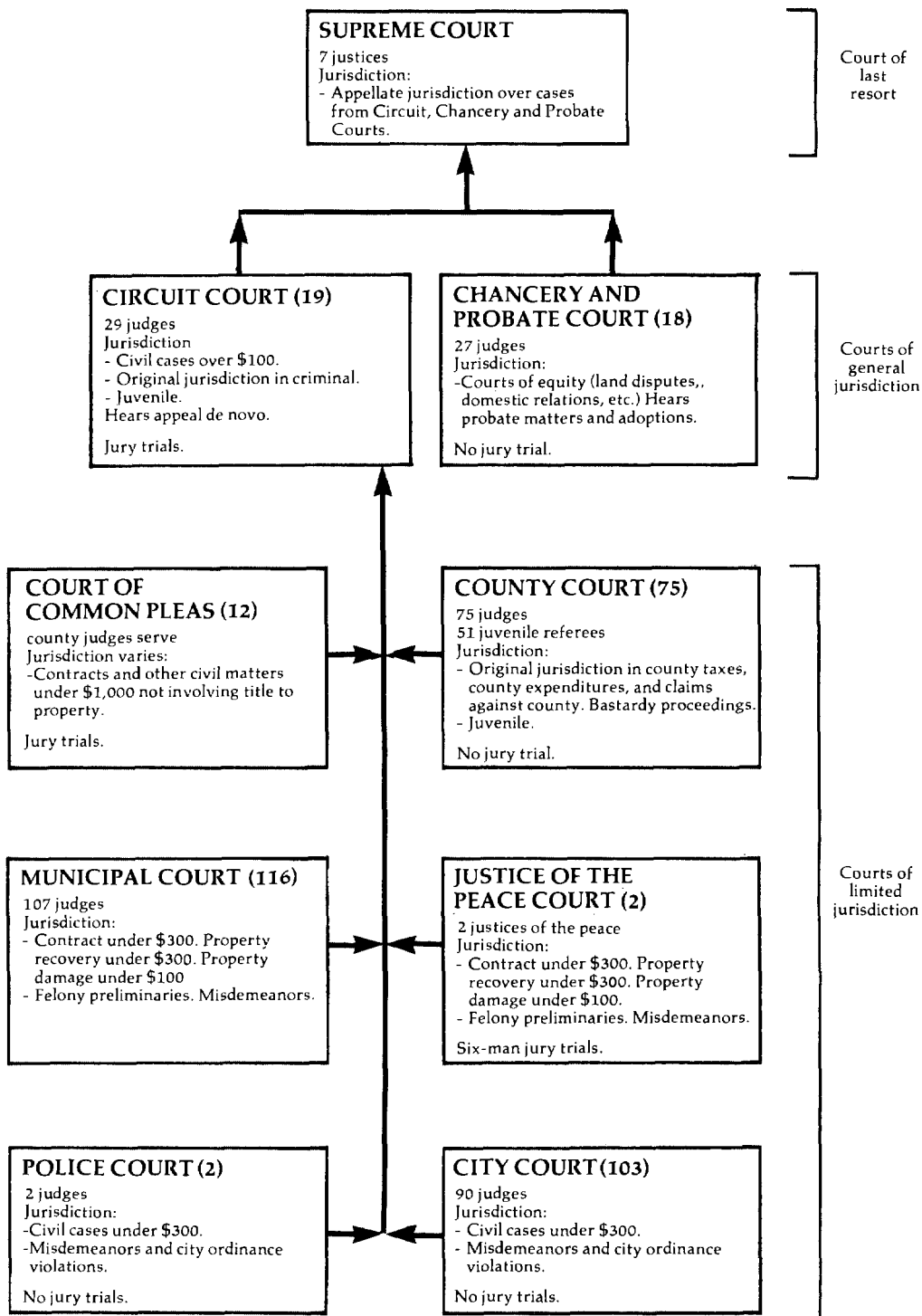
No data were reported for Bagdad, Colorado, Duncan, Elroy, Patagonia, or Stanfield Precincts.

Traffic figures do not include data for the Northeast Phoenix Precinct.

Civil data for age of pending cases do not include data for the Northeast or Northwest Phoenix Precincts.

Source: Arizona Supreme Court, The Arizona Courts, 1978 Annual Judicial Report (Phoenix, Arizona: 1979). Statistics are from the annual report except that totals have been computed where necessary.

ARKANSAS COURT SYSTEM, 1978



↑ Indicates route of appeal.

ARKANSAS SUPREME COURT
Court of last resort
7 justices
January 1, 1978 to December 31, 1978

	Beginning pending	Filed	Disposed	End pending
Cases:				
Appeals:				
Civil:				
Law	151	144	219	76
Equity	103	155	178	80
Probate	9	19	13	15
Total	263	318	410	171
Criminal:				
Capital	5	12	9	8
Other felony	49	158	136	71
Misdemeanor	6	11	10	7
Total	60	181	155	86
Postconviction remedy:				
Postconviction	11	17	20	8
Total appeals	334	516	585	265
Other cases:				
Original proceedings:				
Original jurisdiction:				
Civil:				
Habeas corpus	0	0	0	0
Mandamus	0	5	4	1
Prohibition	5	12	15	2
Certiorari	0	8	8	0
Other petitions	3 ^f	11	12	2
Total	8 ^f	36	39	5
Criminal:				
Habeas corpus	0	0	0	0
Mandamus	3	5	8	0
Prohibition	2 ^f	9	7	4
Postconviction	2 ^f	4	5	1
Certiorari	0	4	4	0
Other petitions	1 ^f	10	9	2
Total	8 ^f	32	33	7
Total	16	68	72	12
Total other cases	16	68	72	12
Total cases	350 ^f	584	657	277
Other proceedings:				
Rehearing requests	9 ^f	136	131	14
Other matters:				
Motions (excluding extension of time)	26 ^f	292	282	36
Motions for extension of time	0 ^f	852	852	0
Total	26 ^f	1,144	1,134	36
Total other proceedings	35 ^f	1,280	1,265	50

Disposition of cases

Manner of disposition		Disposition of cases			
		Civil	Criminal	Post-conviction	Total
Written opinion (majority)	539 ^m				
Per curiam	16				
Time intervalsⁿ (average days)					
		Civil	Criminal and post-conviction remedy		
Record filing to submission	155.38	123.54			
Submission to decision	17.78	26.55			
Record filing to decision	173.16	150.09			
Average number of days case continued on motion of appellate ..	11.28	26.35			
Average number of days case continued on motion of appellee ...	4.09	1.46			
Appeals:					
Affirmed:					
Affirmed		232	109	13	354
Affirmed as modified or on condition ...		20	1	0	21
Total		252	110	13	375
Reversed:					
Reversed		19	3	1	23
Affirmed in part, reversed in part		15	3	0	18
Reversed and dismissed		16	3	0	19
Reversed with directions		0	0	0	0
Total		50	9	1	60
Reversed and remanded		64	28	6	98
Remanded		1	1	0	2
Dismissed:					
Dismissed with opinion		5	1	0	6
Dismissed without opinion		38	6	0	44
Total		43	7	0	50
Original jurisdiction:					
Petitions granted		20	13	0	33
Petitions denied		106	59	5	170

Boldface headings indicate the classifications used by the NCSP.

N/A = This case type is handled by the court, but the data are unavailable.

^fBeginning pending figure for the 1978 court year does not equal the end pending figure for the 1977 court year:

Figures are as given in the annual report.

^mInformation on disposition type or trial data:

There were 65 dissenting, 24 concurring, and 6 dissenting in part and concurring in part opinions filed in addition to the 539 majority opinions filed.

ⁿInformation on time interval or age of pending cases data:

The time interval data are based on a survey of 389 **civil appeals** and 153 **criminal and postconviction remedy appeals** decided by the Supreme Court during 1978.

Source: Executive Secretary, Judicial Department, Fourteenth Annual Report, 1978 Judicial Statistics (Little Rock, Arkansas). Statistics are from the annual report except that totals have been computed where necessary.

ARKANSAS CIRCUIT COURT
Court of general jurisdiction
19 circuits, 29 judges
January 1, 1978 to December 31, 1978

	Beginning pending	Filed	Disposed	End pending
Civil^d:				
Law^j:				
Civil	17,691 ^{fj}	24,408 ^j	20,253 ^j	21,846 ^j
Appeals	(j)	(j)	(j)	(j)
Total civil	17,691 ^f	24,408	20,253	21,846
Criminal^d:				
Felony:				
Capital	60	69	75	54
Felony	5,726 ^f	8,928	8,151	6,503
Total	5,786 ^f	8,997	8,226	6,557
Misdemeanor ^j	3,172 ^f	5,287	5,034	3,425
Total criminal ^j	8,958 ^f	14,284	13,260	9,982
Grand total	26,649 ^f	38,692	33,513	31,828

Age of pending cases

	Less than 1 year	1 to 2 years	Over 2 years
Civil	14,092	4,901	2,853
Criminal:			
Felony:			
Capital	30	11	13
Felony	4,478	1,101	924
Total	4,508	1,112	937
Misdemeanor	2,474	535	416
Total criminal	6,982	1,647	1,353

Boldface headings indicate the classifications used by the NCSP.

^dCase definition or unit of count:

A civil case is counted with the filing of a petition or complaint.

The criminal case unit of count is the number of informations or indictments.

^fBeginning pending figure for the 1978 court year does not equal the end pending figure for the 1977 court year:

Figures are as given in the annual report.

^jExplanation of data included in the category:

Law includes civil appeals (trial de novo) that could not be separated from the total.

Misdemeanor cases are generally appeals (trial de novo) from lower courts.

Criminal data include a nominal number of juvenile cases and juvenile appeals.

Source: Executive Secretary, Judicial Department, Fourteenth Annual Report, 1978 Judicial Statistics (Little Rock, Arkansas). Statistics are from the annual report except that totals have been computed where necessary.

ARKANSAS CHANCERY AND PROBATE COURT
 Court of general jurisdiction
 18 chancery circuits, 27 judges
 January 1, 1978 to December 31, 1978

	Beginning pending	Filed	Disposed	End pending
Civil^d:				
Equity	8,756 ^f	6,642	6,101	9,297
Domestic relations:				
Support/custody:				
Reciprocals IN	2,260 ^f	2,072	1,541	2,791
Reciprocals OUT	0 ^f	1,612	1,612	0
Total	2,260 ^f	3,684	3,153	2,791
Adoption	N/A	1,562	N/A	N/A
Other domestic relations:				
Domestic relations	13,673 ^f	22,607	23,254	13,026
Total	15,933 ^{fi}	27,853	26,407 ⁱ	15,817 ^{ig}
Estate:				
Probate/wills/intestate:				
Decedents' estates	14,431 ^f	4,109	3,743 ⁱ	14,797
Guardianship/conservatorship/trusteeship:				
Guardianship	N/A	1,871	N/A	N/A
Other estate:				
Miscellaneous probate	N/A	1,290	N/A	N/A
Total	14,431 ^{fi}	7,270	3,743 ⁱ	14,797 ^{ig}
Mental health:				
Alcoholic and mental	N/A	1,102	N/A	N/A
Total civil	39,120^{fi}	42,867	36,251ⁱ	39,911^{ig}
Grand total	39,120^{fi}	42,867	36,251ⁱ	39,911^{ig}

Age of pending cases

	Less than 1 year	1 to 2 years	Over 2 years
Civil:			
Equity	3,244	1,582	4,471
Support/custody:			
Reciprocals IN	1,317	793	681
Reciprocals OUT	0	0	0
Total	1,317	793	681
Other domestic relations	7,411	3,236	2,379
Total civil	11,972	5,611	7,531

Boldface headings indicate the classifications used by the NCSP.
 N/A = This case type is handled by the court, but the data are unavailable.

^dCase definition or unit of count:

A civil case is counted with the filing of a petition or complaint.

^fBeginning pending figure for the 1978 court year does not equal the end pending figure for the 1977 court year:

Figures are as given in the annual report.

^gChange in pending does not equal the difference between filings and dispositions:

Figures are as given in the annual report.

ⁱData are not complete:

Domestic relations pending and disposed totals do not include adoptions.

Estate pending and disposed totals do not include **guardianship/conservatorship/trusteeship** and other estate.

Total civil and grand total pending and disposed data do not include **adoptions, guardianship/conservatorship/trusteeship, other estate, and mental health.**

Source: Executive Secretary, Judicial Department, Fourteenth Annual Report, 1978 Judicial Statistics (Little Rock, Arkansas). Statistics are from the annual report and the clerk's corrections except that totals have been computed where necessary.

ARKANSAS COURT OF COMMON PLEAS¹
 Court of limited jurisdiction
 12 courts, county judges serve
 January 1, 1978 to December 31, 1978

	Beginning pending	Filed	Disposed	End pending
Civil^d:				
Total civil	N/A	377 ⁱ	N/A	N/A
Grand total	N/A	377ⁱ	N/A	N/A

Boldface headings indicate the classifications used by the NCSP.
 N/A = This case type is handled by the court, but the data are unavailable.

^dCase definition or unit of count:

A civil case is counted with the filing of a petition or complaint.

ⁱData are not complete:

No reports for inclusion in the 1978 annual report were received from Chicot County.

Source: Executive Secretary, Judicial Department, Fourteenth Annual Report, 1978 Judicial Statistics (Little Rock, Arkansas). Statistics are from the annual report except that totals have been computed where necessary.

ARKANSAS COUNTY COURT
 Court of limited jurisdiction
 75 courts; 75 judges, 51 juvenile referees
 January 1, 1978 to December 31, 1978

	Beginning pending	Filed	Disposed	End pending
Civil^d:				
Domestic relations:				
Bastardy	N/A	1,956	N/A	N/A
Total civil	N/A	1,956	N/A	N/A
Juvenile:				
Total juvenile	N/A	9,177	N/A	N/A
Grand total	N/A	11,133	N/A	N/A

Boldface headings indicate the classifications used by the NCSP.

N/A = This case type is handled by the court, but the data are unavailable.

^dCase definition or unit of count:

A civil case is counted with the filing of a petition or complaint.

Source: Executive Secretary, Judicial Department, Fourteenth Annual Report, 1978 Judicial Statistics (Little Rock, Arkansas). Statistics are from the annual report except that totals have been computed where necessary.

ARKANSAS MUNICIPAL COURT¹
 Court of limited jurisdiction
 116 courts, 107 judges
 January 1, 1978 to December 31, 1978

	Beginning pending	Filed	Disposed	End pending
Civil^d:				
Total civil	N/A	19,655 ¹	N/A	N/A
Criminal^d:				
Misdemeanor:				
Criminal	N/A	112,768 ¹	N/A	N/A
Total criminal	N/A	112,768 ¹	N/A	N/A
Traffic:				
DWI/DUI:				
Driving while intoxicated	N/A	20,017 ¹	N/A	N/A
Other traffic violations:				
Moving traffic	N/A	232,273 ¹	N/A	N/A
Other traffic	N/A	110,512 ¹	N/A	N/A
Total	N/A	342,785 ¹	N/A	N/A
Total traffic	N/A	362,802 ¹	N/A	N/A
Grand total	N/A	495,225 ¹	N/A	N/A

Boldface headings indicate the classifications used by the NCSP.

N/A = This case type is handled by the court, but the data are unavailable.

^dCase definition or unit of count:

A civil case is counted with the filing of a petition or complaint.

The criminal case unit of count is the number of informations, indictments, or complaints.

¹Data are not complete:

There were no reports filed for towns of Ash Flat, Batesville, Booneville, Harrisburg, Melbourne, Rogers, and Salem. Only 6-month totals were available and are included for the towns of Bald Knob, Brinkley, Dermott, DeValls Bluff, Fordyce, Helena, Hot Springs, Jasper, McGehee, Paris, Star City, and Ulm.

Source: Executive Secretary, Judicial Department, Fourteenth Annual Report, 1978 Judicial Statistics (Little Rock, Arkansas). Statistics are from the annual report except that totals have been computed where necessary.

ARKANSAS CITY COURT, POLICE COURT, AND JUSTICE OF THE PEACE COURT¹
 Court of limited jurisdiction
 103 city courts, 90 judges; 2 police courts, 2 judges; 2 justice of the peace courts, 2 justices of the peace
 January 1, 1978 to December 31, 1978

	Beginning pending	Filed	Disposed	End pending
Civil^d:				
Total civil	N/A	141 ⁱ	N/A	N/A
Criminal^d:				
Misdemeanor:				
Criminal	N/A	3,926 ⁱ	N/A	N/A
Total criminal	N/A	3,926 ⁱ	N/A	N/A
Traffic:				
DWI/DUI:				
Driving while intoxicated	N/A	1,770 ⁱ	N/A	N/A
Other traffic violations:				
Moving traffic	N/A	10,746 ⁱ	N/A	N/A
Other traffic	N/A	4,133 ⁱ	N/A	N/A
Total	N/A	14,879 ⁱ	N/A	N/A
Total traffic	N/A	16,649 ⁱ	N/A	N/A
Grand total	N/A	20,716 ⁱ	N/A	N/A

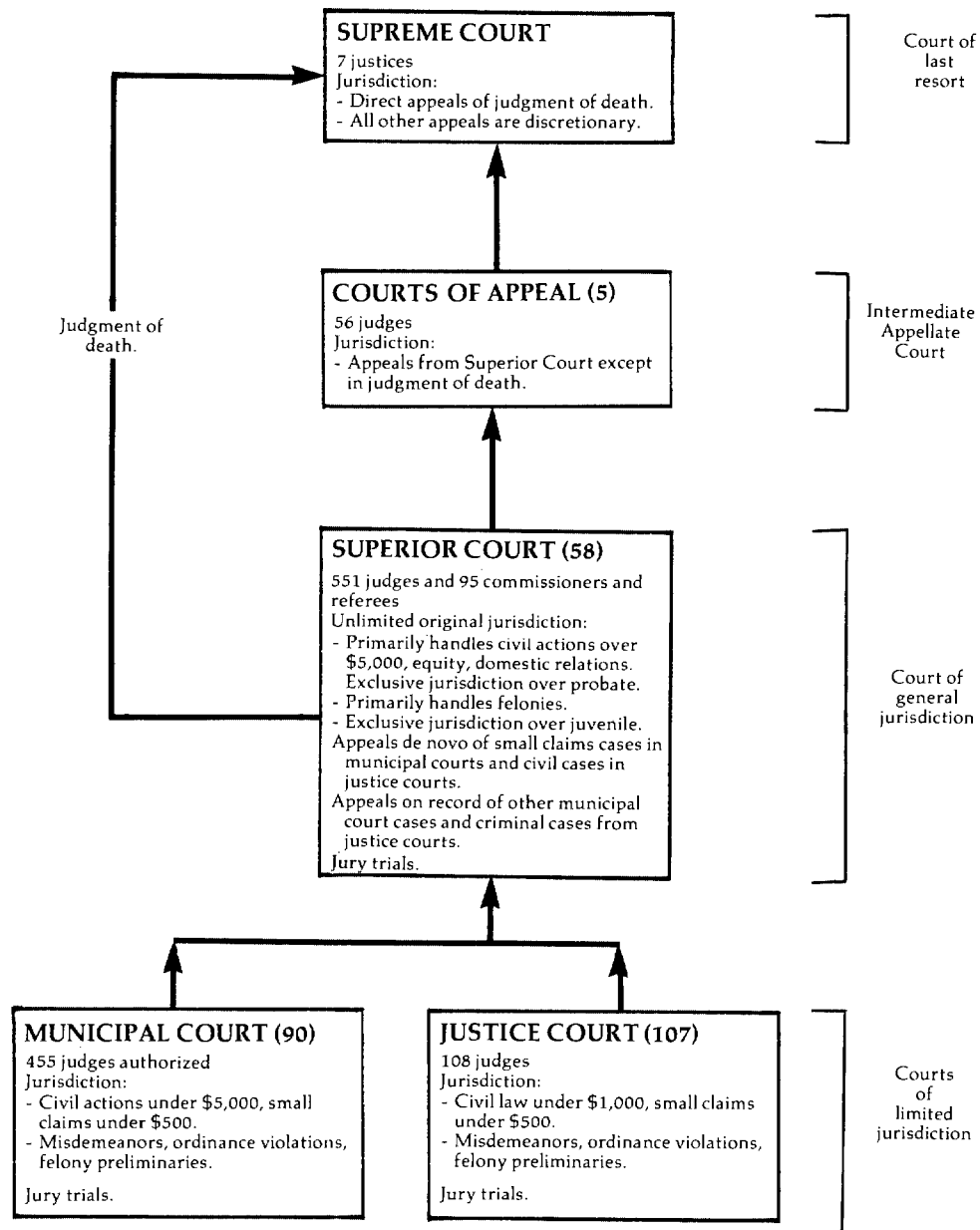
Boldface headings indicate the classifications used by the NCSP.
 N/A = This case type is handled by the court, but the data are unavailable.

^dCase definition or unit of count:
 A civil case is counted with the filing of a petition or complaint.
 The criminal case unit of count is the number of informations, indictments, or complaints.

ⁱData are not complete:
 There were no reports for the cities of Alma, Ashdown, Austin, Barling, Bearden, Belleville, Blevins, Buckner, Calico Rock, Cammack Village, Carthage, Cave City, Decatur, Delight, Des Arc, Eudora, Foreman, Fouke, Friendship, Gould, Grady, Gravette, Grubbs, Holly Grove, Humnoke, Imboden, London, Luxora, Magazine, Manila, Mansfield, Mayflower, Mineral Springs, Mountainburg, Norfolk, Norman, Quitman, Rosebud, Rosston, Smackover, Sulphur Springs, Swifton, Taylor, Thornton, Turrell, White Hall, and Wilson. Only 6-month data were available for the cities of Cottonplant, Farmington, Higginson, Hoxie, Lockesburg, and Palestine.

Source: Executive Secretary, Judicial Department, Fourteenth Annual Report, 1978 Judicial Statistics (Little Rock, Arkansas). Statistics are from the annual report except that totals have been computed where necessary.

CALIFORNIA COURT SYSTEM, 1978



↑ Indicates route of appeal.

CALIFORNIA SUPREME COURT
Court of last resort
7 justices
July 1, 1977 to June 30, 1978

	Beginning pending	Filed	Disposed	End pending
Cases:				
Appeals:				
Civil	N/A	0 (131) ^e	58	N/A
Criminal:				
Direct appeals ^j	N/A	3	X	N/A
Other criminal	N/A	0 (97) ^e	X	N/A
Total criminal	N/A	3 (97) ^e	32	N/A
Total appeals	N/A	3 (228) ^e	90	N/A
Other cases:				
Original proceedings:				
Original jurisdiction:				
Civil	N/A	272 (24) ^e	177 ^l	N/A
Criminal	N/A	466 (21) ^e	460 ^l	N/A
Total	N/A	738 (45) ^e	637	N/A
Disciplinary matters:				
Attorney disciplinary proceedings ^j	N/A	61	61	N/A
Advisory opinion:				
Executive clemency applications	N/A	70 ^l	51	N/A
Total	N/A	869 (45) ^e	749	N/A
Requests to appeal:				
Civil:				
Civil appeals	N/A	1,186	1,055 (131) ^e	N/A
Civil original proceedings	N/A	382	358 (24) ^e	N/A
Total	N/A	1,568	1,413 (155) ^e	N/A
Criminal:				
Criminal appeals	N/A	1,170	1,073 (97) ^e	N/A
Criminal original proceedings (habeas corpus)	N/A	402	381 (21) ^e	N/A
Total	N/A	1,572	1,454 (118) ^e	N/A
Total	N/A	3,140	2,867 (273) ^e	N/A
Total other cases	N/A	4,009 (45) ^e	3,616 (273) ^e	N/A
<hr/>				
Total cases	N/A	4,012 (273) ^e	3,706 (273) ^e	N/A
Other proceedings:				
Rehearing requests	N/A	N/A	62	N/A
Other matters:				
Transfer and retransfer	N/A	N/A	213	N/A
Orders/writs to show cause	N/A	N/A	87	N/A
Motions decided	N/A	N/A	118	N/A
Miscellaneous	N/A	N/A	1,770	N/A
Total	N/A	N/A	2,188	N/A
Total other proceedings	N/A	N/A	2,250	N/A

	Manner of disposition				Disposition of criminal appeals ^m										
	Appeals		Original proceedings	Other proceedings	Total	Total	Total	Total							
	Civil	Criminal													
Written opinion	56	32	42	0	130	Affirmed	7	Affirmed with modifications	4	Reversed, no retrial	1	Reversed for expected retrial	12	Remanded to Court of Appeal	3

Boldface headings indicate the classifications used by the NCSP.

N/A = This case type is handled by the court, but the data are unavailable.

X = The data for this case type are known to be included in the total but were not available by category.

^eCases not included in the total to avoid double counting:

Petitions for hearings granted are not counted as a disposed petition until the resulting appeal or original proceeding is disposed; a filing is not counted for the appeal or original proceeding. These granted petitions are the numbers appearing in parentheses.

^jExplanation of data included in the category:

Direct criminal appeals are capital (death penalty) cases only.

When an attorney files a petition for a writ of review in the Supreme Court, the disciplinary matter is docketed as a civil original proceeding, and the case is reflected both in the filings and, when decided, in the dispositions. Petitions for a writ of review were filed in 4 of the 61 disciplinary matters and petitions to set aside or stay suspension were filed in 2 of the cases.

Requests to appeal are petitions for hearing cases previously decided by the Courts of Appeal.

^lSpecial source or revision in the data:

Figures for civil and criminal original jurisdiction cases disposed and the number of executive clemency applications filed were supplied by the administrative office of the court during data verification.

^mCategories for disposition type or trial data:

Disposition of appeals data include only criminal appeals terminated by written opinion.

Source: Judicial Council of California, 1979 Annual Report of the Administrative Office of the California Courts (San Francisco, California: 1979). Statistics are from the annual report except that totals have been computed where necessary, and additional data were supplied by the office of the court during data verification.

CALIFORNIA COURTS OF APPEAL
Intermediate appellate court
5 districts, 56^c judges
July 1, 1977 to June 30, 1978

	Beginning pending	Filed	Disposed	End pending
Cases:				
Appeals:				
Civil	2,597	3,518	4,483 ¹	2,895 ⁸
Criminal	2,566	3,947	4,100 ¹	2,628 ⁸
Total appeals	5,163	7,465	8,583	5,523 ⁸
Other cases:				
Original proceedings:				
Original jurisdiction:				
Civil	N/A	3,830	3,619 ¹	N/A
Criminal	N/A	1,042	1,009 ¹	N/A
Total	N/A	4,872	4,628	N/A
Total other cases	N/A	4,872	4,628	N/A
<hr/>				
Total cases	5,163 ¹	12,337	13,211	5,523 ¹
Other proceedings:				
Rehearing requests	N/A	N/A	1,428	N/A
Other matters:				
Motions to dismiss on clerk's certificate	N/A	681	N/A	N/A
Motions	N/A	N/A	1,077	N/A
Orders (miscellaneous)	N/A	N/A	8,967	N/A
Total	N/A	681 ¹	10,044 ¹	N/A
Total other proceedings	N/A	681 ¹	11,472 ¹	N/A

	<u>Manner of disposition^m</u>		<u>Original proceedings</u>	<u>Total</u>
	<u>Appeals</u>	<u>Civil</u>		
Written opinion	2,408	3,278	407	6,093

<u>Disposition of appeals (criminal)^m</u>	
Affirmed	2,553
Affirmed with modifications	376
Reversed, no retrial	17
Reversed for expected retrial	308

Status of pending cases (6/30/78)

	<u>Civil</u>	<u>Criminal</u>	<u>Total</u>
Appeals not ready for calendar.....	1,616 ^h	1,769 ^h	3,385 ^h
Appeals argued, calendared, or ready for calendar..	1,279	859	2,138

Boldface headings indicate the classifications used by the NCSP.
 N/A = This case type is handled by the court, but the data are unavailable.

^cJudge information:
 There were 57.5 full-time judge equivalents in the Courts of Appeal during fiscal year 1977-1978.
⁸Change in pending does not equal the difference between filings and dispositions:
 Figures are as reported in the annual report.

^hFigure was computed:
 The number of pending appeals not ready for calendar was computed by subtracting the number argued, calendared, or ready for calendar from the total number pending.

ⁱData are not complete:
 Total cases pending do not include original proceedings.
 Total other matters and other proceedings filed include only motions to dismiss on clerk's certificate. Filings are not reported for other categories.
 Total other matters and other proceedings disposed do not include disposition of motions to dismiss on clerk's certification.

^lSpecial source or revision in the data:
 Breakdowns of appeals and original jurisdiction cases disposed into civil and criminal categories were supplied by the administrative office of the court during data verification.

^mCategories for disposition type or trial data:
 There were 4,252 authored majority opinions and 1,707 "by the court" majority opinions that disposed of 6,093 cases.
 Disposition of appeals data include only criminal appeals terminated by written opinion.

Source: Judicial Council of California, 1979 Annual Report of the Administrative Office of the California Courts (San Francisco, California: 1979). Statistics are from the annual report except that totals have been computed where necessary, and additional data were supplied by the administrative office of the court during the process of data verification.

CALIFORNIA SUPERIOR COURT
Court of general jurisdiction
58 courts, 551 judges and 95 full-time commissioners and referees
July 1, 1977 to June 30, 1978

	Beginning pending	Filed	Disposed	End pending
Civil^d:				
Tort:				
Auto tort:				
Personal injury and property damage--motor vehicles	N/A	58,822	42,984	N/A
Other tort	N/A	27,907	21,442	N/A
Total	N/A	86,729	64,426	N/A
Real property rights:				
Eminent domain (parcels)	N/A	2,725	2,047	N/A
Domestic relations:				
Marriage dissolution:				
Family law	N/A	175,160	151,138	N/A
Estate:				
Other estate:				
Probate and guardianship	N/A	63,774	59,780	N/A
Mental health	N/A	4,055	4,081	N/A
Appeal:				
Appeal of trial court case:				
Appeals from lower courts	N/A	11,893	11,014	N/A
Extraordinary writ:				
Habeas corpus	N/A	12,721	11,339	N/A
Other civil:				
Other complaints	N/A	88,349	51,911	N/A
Other petitions	N/A	117,949	92,628	N/A
Total	N/A	206,298	144,539	N/A
Total civil	N/A	563,355	448,364	N/A
Criminal^d:				
Felony:				
Criminal	N/A	55,369	49,003	N/A
Appeal	N/A	2,708	2,366	N/A
Total criminal	N/A	58,077	51,369	N/A
Juvenile:				
Criminal-type offense:				
Delinquency	N/A	87,703	83,334	N/A
Non-offense:				
Dependency	N/A	17,524	16,013	N/A
Total juvenile	N/A	105,227	99,347	N/A
Grant total	N/A	726,659	599,080	N/A

	Trial ^d			Criminal dispositions ^m				
	Jury	Non-jury	Total	Jury trial:				Felony
Civil^m:								
Auto tort	1,051	1,120	2,171	Acquitted or dismissed				902
Other tort	991	1,066	2,057	Convicted				4,012
Real property rights	55	459	514	Non-jury trial:				
Domestic relations	13	142,176	142,189	Acquitted or dismissed				679
Estate	99	55,348	55,447	Convicted				1,900
Mental health	76	3,828	3,904	Guilty plea				35,787
Appeal ^m	0	9,856	9,856	Transferred				436
Other civil	769	42,977	43,746	Dismissed				5,287
Total	3,054	256,830	259,884					
Criminal:								
Felony	4,914	2,579	7,493					
Appeal ^m	0	0	0					
Total	4,914	2,579	7,493					
Grand total	7,968	259,409	267,377					

Civil dispositions^m

	Auto tort	Other tort	Real property rights	Domestic relations	Estate	Other civil	Total
Dismissed for lack of prosecution	1,528	956	36	2,899	22	3,718	9,159
Other dismissals and transfers	38,247	17,898	829	5,528	2,759	55,677	120,938
Summary judgments	96	188	2	16	26	1,190	1,518
All other judgments before trial	942	343	666	506	1,526	40,208	44,191

(continued on next page)

Boldface headings indicate the classifications used by the NCSP.

N/A = This case type is handled by the court, but the data are unavailable.

X = The data for this case type are known to be included in the total but were not available by category.

^dCase definition or unit of count:

A civil case is counted with the filing of a petition or complaint.

The criminal case unit of count is the number of defendants on the information or indictment.

A jury trial is counted when the jury is sworn.

A non-jury trial is counted at the point when an opening statement or the introduction of any evidence occurs.

^jExplanation of data included in the category:

Family law includes annulment, divorce, and separate maintenance cases.

^mCategories for disposition type or trial data:

Civil trials include mental health hearings; they do not include habeas corpus hearings.

Civil disposition types do not include data for habeas corpus or appeal hearings.

There were 3,277 juries sworn for the 3,054 civil cases disposed by jury trial, and 5,194 juries sworn for the 4,914 criminal defendants disposed by jury trial.

Civil appeals and criminal appeals trial data are for appeals disposed by trial de novo; appeals disposed after hearing are not included.

Source: Judicial Council of California, 1979 Annual Report of the Administrative Office of the California Courts (San Francisco, California: 1979), and unpublished data provided by the administrative office of the courts. Statistics are from the annual report and unpublished data except that totals have been computed where necessary.

CALIFORNIA JUSTICE COURT
Court of limited jurisdiction
107 courts, 108 judges
July 1, 1977 to June 30, 1978

	Beginning pending	Filed	Disposed	End pending
Civil^d:				
Small claims	N/A	32,128	24,201 ¹	N/A
Other civil	N/A	13,507	9,189 ¹	N/A
Total civil	N/A	45,635	33,390	N/A
Criminal^d:				
Misdemeanor:				
Group A misdemeanor	N/A	24,237	21,288	N/A
Group B misdemeanor	N/A	26,009	23,303	N/A
Total	N/A	50,246	44,591	N/A
Ordinance violation:				
Non-traffic infractions	N/A	4,919	4,237	N/A
Preliminary hearing:				
Felonies	N/A	8,335	7,159 ^{k1}	N/A
Total criminal	N/A	63,500	55,987	N/A
Traffic:				
Parking:				
Illegal parking	N/A	151,532	114,039 ¹	N/A
Other traffic violation:				
Group C misdemeanor ^j	N/A	21,206	18,621	N/A
Group D misdemeanor	N/A	30,563	31,526	N/A
Traffic infractions	N/A	380,107	324,571 ¹	N/A
Total	N/A	431,876	374,718	N/A
Total traffic	N/A	583,408	488,757	N/A
Grand total	N/A	692,543	578,134	N/A

(continued on next page)

<u>Trial^{d1}</u>								
	<u>Jury</u>	<u>Non-jury</u>	<u>Total</u>					
Civil:								
Small claims	--	17,209	17,209					
Other civil	17	1,692	1,709					
Total	17	18,901	18,918					
Criminal:				<u>Civil dispositions¹</u>				
Misdemeanor	474	2,447	2,921		<u>Small claims</u>	<u>Other civil</u>	<u>Total</u>	
Ordinance violation	0	191	191	Dismissed for lack of prosecution...	2,984	738	3,722	
Felonies	38	3,493	3,531	Other dismissals or transfers	3,950	1,270	5,220	
Total	512	6,131	6,643	Summary judgments	0	748	748	
Traffic:				All other judgments	58	4,724	4,782	
Parking	0	720	720					
Other traffic violation	476	17,764	18,240					
Total	476	18,484	18,960					
Grand total	1,005	43,516	44,521	<u>Criminal dispositions¹</u>				
					<u>Misdemeanor</u>	<u>Ordinance violation</u>	<u>Felonies</u>	<u>Total</u>
<u>Traffic dispositions¹</u>				Jury trial:				
	<u>Parking</u>	<u>Other traffic violation</u>	<u>Total</u>	Convicted	281	0	10	291
				Acquitted or dismissed..	193	0	28	221
Jury trial:				Non-jury trial:				
Convicted	0	365	365	Convicted or bound over	1,499	99	151	1,749
Acquitted or dismissed	0	111	111	Acquitted or dismissed..	883	63	491	1,437
Non-jury trial:				Juvenile order	65	29	0	94
Convicted	414	7,454	7,868	Bound over	--	--	2,851	2,851
Acquitted or dismissed	291	2,777	3,068	Guilty plea	22,601	911	2,273	25,785
Juvenile order	15	7,533	7,548	Transferred	322	12	150	484
Guilty plea	4,430	64,496	68,926	Bail forfeiture	12,470	2,330	0	14,800
Transferred	26	3,459	3,485	Dismissals	6,277	793	1,205	8,275
Bail forfeiture	100,133	247,022	347,155					
Dismissals	8,730	41,501	50,231					

Boldface headings indicate the classifications used by the NCSP.

N/A = This case type is handled by the court, but the data are unavailable.

-- = Not applicable.

^dCase definition or unit of count:

A civil case is counted with the filing of a petition or complaint.

The criminal case unit of count is the number of defendants on the information, indictment, or complaint.

A jury trial is counted when jury selection begins.

A non-jury trial is counted at the point when an opening statement or the introduction of any evidence occurs.

^jExplanation of data included in the category:

Group C misdemeanors include hit and run, drunk driving, reckless driving--injury, and driving under the influence of drugs cases.

^kAdditional information:

Of the 7,159 felony preliminary hearing cases disposed, 1,890 felony charges were reduced to misdemeanors.

^lSpecial source or revision in the data:

Revisions made in disposition figures, and trial and type of disposition breakdowns for all categories were supplied by the administrative office of the court during data verification.

Source: Judicial Council of California, 1979 Annual Report of the Administrative Office of the California Courts (San Francisco, California: 1979). Statistics are from the annual report except that totals have been computed where necessary, and revisions and additional data were supplied by the administrative office of the court during data verification.

CALIFORNIA MUNICIPAL COURT
 Court of limited jurisdiction
 90 courts, 455 authorized judgeships
 July 1, 1977 to June 30, 1978

	Beginning pending	Filed	Disposed	End pending
Civil^d:				
Small claims	N/A	421,534	318,013	N/A
Other civil	N/A	361,332	271,604	N/A
Total civil	N/A	782,866	589,617	N/A
Criminal^d:				
Misdemeanor:				
Group A misdemeanor	N/A	342,133	318,534	N/A
Group B misdemeanor	N/A	185,417	172,653	N/A
Total	N/A	527,550	491,187	N/A
Ordinance violation:				
Non-traffic infractions	N/A	48,572	39,395	N/A
Preliminary hearing:				
Felonies	N/A	96,980	84,479 ^{k1}	N/A
Total criminal	N/A	673,102	615,061	N/A
Traffic:				
Parking:				
Illegal parking	N/A	9,417,311	7,982,468	N/A
Other traffic violation:				
Group C misdemeanor ^j	N/A	254,255	203,806	N/A
Group D misdemeanor	N/A	233,301	369,672	N/A
Traffic infractions	N/A	4,509,987	3,970,411	N/A
Total	N/A	4,997,543	4,543,889	N/A
Total traffic	N/A	14,414,854	12,526,357	N/A
Grand total	N/A	15,870,822	13,731,035	N/A

Trial^{d1}

	Jury	Non-jury	Total
Civil:			
Small claims	--	244,838	244,838
Other civil	621	77,136	77,757
Total	621	321,974	322,595
Criminal:			
Misdemeanor	4,793	9,965	14,758
Ordinance violation	0	639	639
Felonies	116	45,676	45,792
Total	4,909	56,280	61,189
Traffic:			
Parking	0	76,998	76,998
Other traffic violation	3,712	141,953	145,665
Total	3,712	218,951	222,663
Grand total	9,242	597,205	606,447

Civil dispositions¹

	Small claims	Other civil	Total
Dismissed for lack of prosecution...	9,160	9,886	19,046
Other dismissals or transfers	64,015	56,425	120,440
Summary judgments	0	3,800	3,800
All other judgments	0	123,736	123,736

Criminal dispositions¹

Traffic dispositions¹

	Parking	Other traffic violation	Total
Jury trial:			
Acquitted or dismissed	0	1,015	1,015
Convicted	0	2,697	2,697
Non-jury trial:			
Acquitted or dismissed	8,679	38,519	47,495
Convicted	67,845	63,493	131,338
Juvenile order	177	39,941	40,118
Guilty plea	110,007	981,021	1,091,028
Bail forfeiture	6,969,119	2,658,681	9,627,800
Dismissals	826,055	752,146	1,578,201
Transferred	289	6,376	6,665

	Misdemeanor	Ordinance violation	Felonies	Total
Jury trial:				
Acquitted or dismissed	1,957	0	55	2,012
Convicted	2,836	0	61	2,897
Non-jury trial:				
Acquitted or dismissed	4,958	233	3,330	8,521
Convicted or bound over	4,722	398	964	6,084
Juvenile order	285	8	0	293
Bound over	--	--	41,382	41,382
Pleas of guilty	317,000	10,614	21,270	348,884
Bail forfeitures	48,558	15,462	0	64,020
Dismissals	109,641	12,613	16,693	138,947
Transferred	1,230	67	724	2,021

Boldface headings indicate the classifications used by the NCSP.
 N/A = This case type is handled by the court, but the data are unavailable.
 -- = Not applicable.

^dCase definition or unit of count:

A civil case is counted with the filing of a petition or complaint.

The criminal case unit of count is the number of defendants on the information, indictment, or complaint.

A trial is counted when commenced. A jury trial is commenced once jury selection begins; a non-jury trial at the point when an opening statement or the introduction of any evidence occurs.

^jExplanation of data included in the category:

Group C misdemeanors include hit and run, drunk driving, reckless driving--injury, and driving under the influence of drugs cases.

^kAdditional information:

Of the 84,479 felony preliminary hearing dispositions, 16,516 felony charges were reduced to misdemeanors.

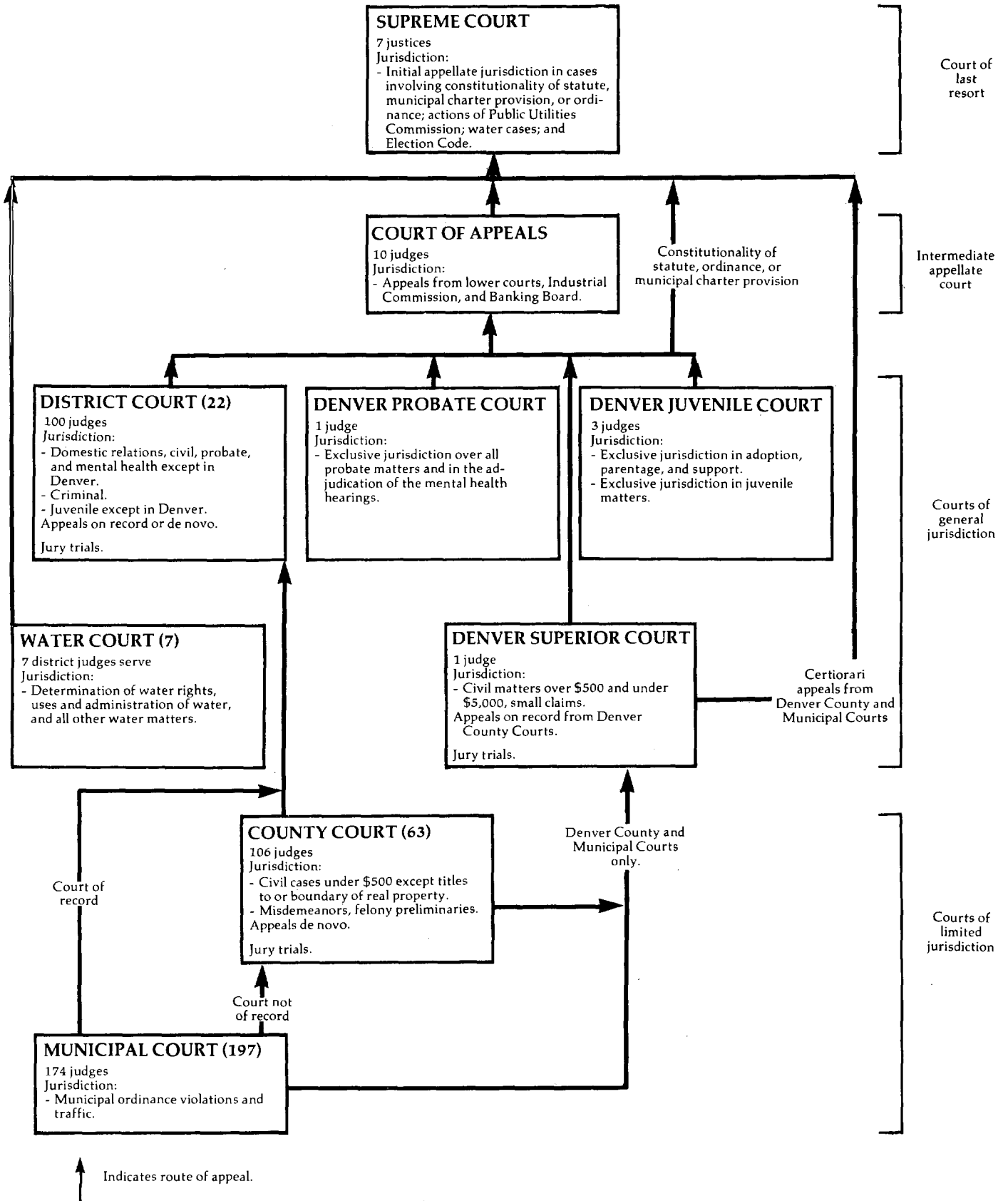
¹Special source or revision in data:

Disposition figure is as revised by the administrative office of the courts during data verification.

Trial and disposition data were supplied by the administrative office of the court during data verification.

Source: Judicial Council of California, 1979 Annual Report of the Administrative Office of the California Courts (San Francisco, California: 1979). Statistics are from the annual report except that totals have been computed where necessary, and revisions and additions were supplied by the administrative office of the court during data verification.

COLORADO COURT SYSTEM, 1978



COLORADO SUPREME COURT
Court of last resort
7 justices
July 1, 1977 to June 30, 1978

	Beginning pending	Filed	Disposed	End pending
Cases:				
Appeals:				
Civil ^j	X	63	X	X
Criminal:				
Criminal	X	99	X	X
Interlocutories	X	26	X	X
Total	X	125	X	X
Postconviction remedy:				
Habeas corpus	X	26	X	X
Other appeals:				
Statutory review	X	0	X	X
Reopened cases	X	4	X	X
Total	X	4	X	X
Total appeals	X	218	X	X
Other cases:				
Original proceedings:				
Original jurisdiction:				
Original proceedings	X	251	X	X
Interrogatories	X	3	X	X
Rule 21.1	0	0	X	0
Bail reduction	X	1	X	X
Total	X	255	X	X
Disciplinary matters:				
Disciplinary proceedings	X	28	X	X
Total	X	283	X	X
Requests to appeal:				
Petition in certiorari	X	353	X	X
Total other cases	X	636	X	X
Total cases	374	854^k	893	335

<u>Manner of disposition</u>	
Written opinion	322
Without opinion	564
Transferred to Court of Appeals	7

<u>Status of pending cases (6/30/78)</u>	
Cases not yet at issue	91
Cases at issue:	
Cases at issue awaiting oral argument	30
Cases orally argued awaiting opinion	48
Reopened cases	6
Cases submitted without oral argument	34
Decision announced awaiting action on rehearing	14
Decisions announced awaiting formal closing	5
Held in abeyance	1
Total at issue	138
Certiorari cases at various pending stages	106

Boldface headings indicate the classifications used by the NCSP.

X = The data for this case type are known to be included in the total but were not available by category.

^jExplanation of data included in the category:

Civil appeals includes water cases, P.U.C. decision, and constitutional questions.

^kAdditional information:

Total cases filed includes 66 cases transferred from the Court of Appeals.

Source: Office of the State Court Administrator, Annual Statistical Report of the Colorado Judiciary 1977-78 (Denver, Colorado: 1978).
Statistics are from the annual report except that totals have been computed where necessary.

COLORADO COURT OF APPEALS
Intermediate appellate court
10 judges
July 1, 1977 to June 30, 1978

	Beginning pending	Filed ^j	Disposed	End pending
Cases:				
Appeals:				
Civil ^j	X	718 ^j	X	X
Criminal	X	319 ^j	X	X
Appeal of administrative agency case:				
Industrial commission	X	82	X	X
Total appeals	884	1,119	1,001	1,002
Other cases:				
Requests to appeal	—	—	—	—
Total other cases	—	—	—	—
Total cases	884	1,119	1,001	1,002

Manner of disposition

Written opinion	554
Memo opinion	98 ^m
Without opinion	283
Transferred to Supreme Court	66

Status of pending cases 6/30/78

	Appeals			
	Civil	Criminal	Agency	Total
Cases not yet at issue	X	X	X	741
Cases at issue:				
At issue awaiting oral argument	93	31	10	134
Orally argued awaiting opinion	57	13	39	109
Submitted without oral argument	X	X	X	18
Total at issue	X	X	X	261

Boldface headings indicate the classifications used by the NCSP.

Blank space = Not enough information is known. The case category may or may not be handled by the court.
X = The data for this case type are known to be included in the total but were not available by category.

^jExplanation of data included in the category:

Appeals filed include three reopened **civil appeals** and one reopened **criminal appeal**.

Civil appeals includes appeals from the District Courts and the Banking Board.

^mInformation on disposition or trial data:

Memo opinions were discontinued on December 8, 1977. The figure reported represents the number of memo opinions written between July 1, 1977 and December 8, 1977.

Source: Office of the State Court Administrator, Annual Statistical Report of the Colorado Judiciary 1977-78 (Denver, Colorado: 1978).
Statistics are from the annual report except that totals have been computed where necessary.

COLORADO DISTRICT COURT,
DENVER SUPERIOR COURT, DENVER JUVENILE COURT,
AND DENVER PROBATE COURT^j
Court of general jurisdiction
22 districts, 105^c judges
July 1, 1977 to June 30, 1978

	Beginning pending	Filed	Disposed	End pending
Civil^d:				
Law:				
Money demands	X	14,147	X	X
Tort:				
Auto tort:				
Personal injury--motor vehicle ^j	X	1,494	X	X
Other tort:				
Personal injury--other	X	1,069	X	X
Property damage	X	803	X	X
Wrongful death	X	115	X	X
Total	X	1,987	X	X
Total	X	3,481	X	X
Real property rights:				
Real and personal property	X	4,933	X	X
Domestic relations:				
Marriage dissolution:				
Dissolution of marriage	X	23,471	X	X
Legal separation	X	493	X	X
Invalidity of marriage	X	139	X	X
Total	X	24,103	X	X
Support/custody:				
Paternity and support	X	4,046	X	X
Child custody	X	194	X	X
Reciprocal nonsupport interstate	X	6,285	X	X
Reciprocal support intrastate	X	797	X	X
Total	X	11,322	X	X
Adoption	X	2,039	X	X
Other domestic relations:				
Miscellaneous	X	298	X	X
Postjudgment actions filed	X	7,713	X	X
Total	X	8,011	X	X
Total	X	45,475	X	X

(continued on next page)

Colorado District Court, Denver Superior Court, Denver Juvenile Court, and Denver Probate Court (continued)

Estate:				
Probate/wills/intestate:				
Intestates	X	1,378	X	X
Testates	X	3,295	X	X
Small estates	X	259	X	X
Total	X	4,932	X	X
Guardianship/conservatorship/trusteeship:				
Guardianships	X	330	X	X
Conservatorships	X	771	X	X
Total	X	1,101	X	X
Other estate:				
Miscellaneous	X	537	X	X
Postjudgment actions filed	X	697	X	X
Total	X	1,234	X	X
Total	X	7,267	X	X
Mental health:				
Short-term treatment	X	942	X	X
Developmentally disabled admissions	X	17	X	X
Petition for evaluation	X	917	X	X
Long-term treatment	X	32	X	X
Alcoholism commitments	X	240	X	X
Postjudgment actions filed	X	750	X	X
Miscellaneous	X	35	X	X
Total	1,169	2,933	2,834	1,268
Appeal:				
Appeal of administrative agency case:				
Administrative review and local governments	X	685	X	X
Appeal of trial court case:				
Municipal court and county court appeals	X	115	X	X
Total	X	800	X	X
Extraordinary writs:				
Miscellaneous ^j	X	4,162	X	X
Other civil:				
Postjudgment actions filed	X	7,111	X	X
Total civil	X	90,309	X	X
Criminal^d:				
Felony:				
Offenses against the person	X	1,868	X	X
Offenses against property	X	5,581	X	X
Offense involving fraud	X	840	X	X
Offenses involving governmental operation	X	247	X	X
Drug and narcotic offenses	X	767	X	X
Miscellaneous offenses	X	1,301	X	X
Total	X	10,604	X	X
Appeal:				
Appeal of trial court case:				
Municipal and county court appeals	X	399	X	X
Other criminal:				
Non-offense ^j	X	401	X	X
Postjudgment actions	X	3,621	6,541	X
Total	X	4,022	X	X
Total criminal ^k	12,415	15,025	15,837	11,603
Juvenile:				
Criminal-type offense:				
Delinquency	X	6,271	X	X
Status offense:				
Child in need of support	X	924	X	X
Non-offense:				
Dependency and neglect petitions	X	2,191	X	X
Other juvenile:				
Relinquishments	X	485	X	X
Miscellaneous	X	594	X	X
Postjudgment actions filed	X	6,317	X	X
Total	X	7,396	X	X
Total juvenile ^k	X	16,782	X	X
Grand total ^k	89,046	122,116	113,191	97,971

Boldface headings indicate the classifications used by the NCSP.

X = The data for this case type are known to be included in the total but were not available by category.

^cJudge information:

Five of these 105 judges serve in the Denver Superior, Juvenile, and Probate Courts.

^dCase definition or unit of count:

A civil case is counted with the filing of a petition or complaint.

The criminal case unit of count is the number of defendants on the information or indictment.

^jExplanation of data included in the category:

Personal injury--motor vehicle includes related property damage.

Miscellaneous under **extraordinary writs** includes habeas corpus and other remedial writs, injunctions, etc.

Criminal includes **felonies** as well as cases filed as **felonies** but reduced to **misdemeanors**.

Criminal non-offense cases include extraditions, revocations, parole, and release from commitment hearings.

Source: Office of the State Court Administrator, Annual Statistical Report of the Colorado Judiciary 1977-78 (Denver, Colorado: 1978).

Statistics are from the annual report except that totals have been computed where necessary.

COLORADO WATER COURT^a
Court of general jurisdiction
7 districts, 7 district judges serve
July 1, 1977 to June 30, 1978

	Beginning pending	Filed ^J	Disposed	End pending
Civil^d:				
Real property rights:				
Water adjudications	X	2,585	X	X
Diligence findings	X	230	X	X
Review petitions	X	3	X	X
Other ^J	X	50	X	X
Total	<u>3,090</u>	<u>2,868</u>	<u>1,963</u>	<u>3,995</u>
Total civil	3,090	2,868	1,963	3,995
Grand total	3,090	2,868	1,963	3,995

Boldface headings indicate the classifications used by the NCSP.

X = The data for this case type are known to be included in the total but were not available by category.

^aCourt jurisdiction:

Data for this court are included with the general jurisdiction courts since District Court judges serve.

^dCase definition or unit of count:

A civil case is counted with the filing of a petition or complaint.

^JExplanation of data included in the category:

Filed includes original actions filed and postjudgment actions filed.

"Other" includes cases involving springs, waste waters, etc.

Source: Office of the State Court Administrator, Annual Statistical Report of the Colorado Judiciary 1977-78 (Denver, Colorado: 1978).
 Statistics are from the annual report except that totals have been computed where necessary.

COLORADO COUNTY COURT
Court of limited jurisdiction
63 counties, 106 judges
July 1, 1977 to June 30, 1978

	Beginning pending	Filed	Disposed	End pending
Civil^d:				
Small claims^a	1,510	10,294	9,189	2,615
Other civil:				
Civil	<u>11,471</u>	<u>54,051</u>	<u>51,926</u>	<u>13,596</u>
Total civil	12,981	64,345	61,115	16,211
Criminal^d:				
Misdemeanor^j	12,484	27,073	25,273	14,284
Preliminary hearing	<u>0</u>	<u>16,005</u>	<u>16,005</u>	<u>0</u>
Total criminal	12,484	43,078	41,278	14,284
Traffic:				
Total traffic	43,762	153,103	148,679	48,186
Grand total	69,227	260,526	251,072	78,681

	Trial ^d			Traffic dispositions
	Jury	Non-jury	Total	
Civil:				
Small claims	--	3,451	3,451	Traffic violations bureau 1,420
Other civil	47	4,191	4,238	
Total	47	7,642	7,689	
Criminal:				
Misdemeanor	242	1,554	1,796	
Traffic	754	8,342	9,096	
Total	1,043	17,538	18,582	

Boldface headings indicate the classifications used by the NCSP.
-- = Not applicable.

^aCourt jurisdiction:

The small claims division of the County Court became effective in October 1976.

^dCase definition or unit of count:

A civil case is counted with the filing of a petition or complaint.

The criminal case unit of count is the number of defendants on the information, indictment, or complaint.

A jury trial is counted when the jury is sworn.

^jExplanation of data included in the category:

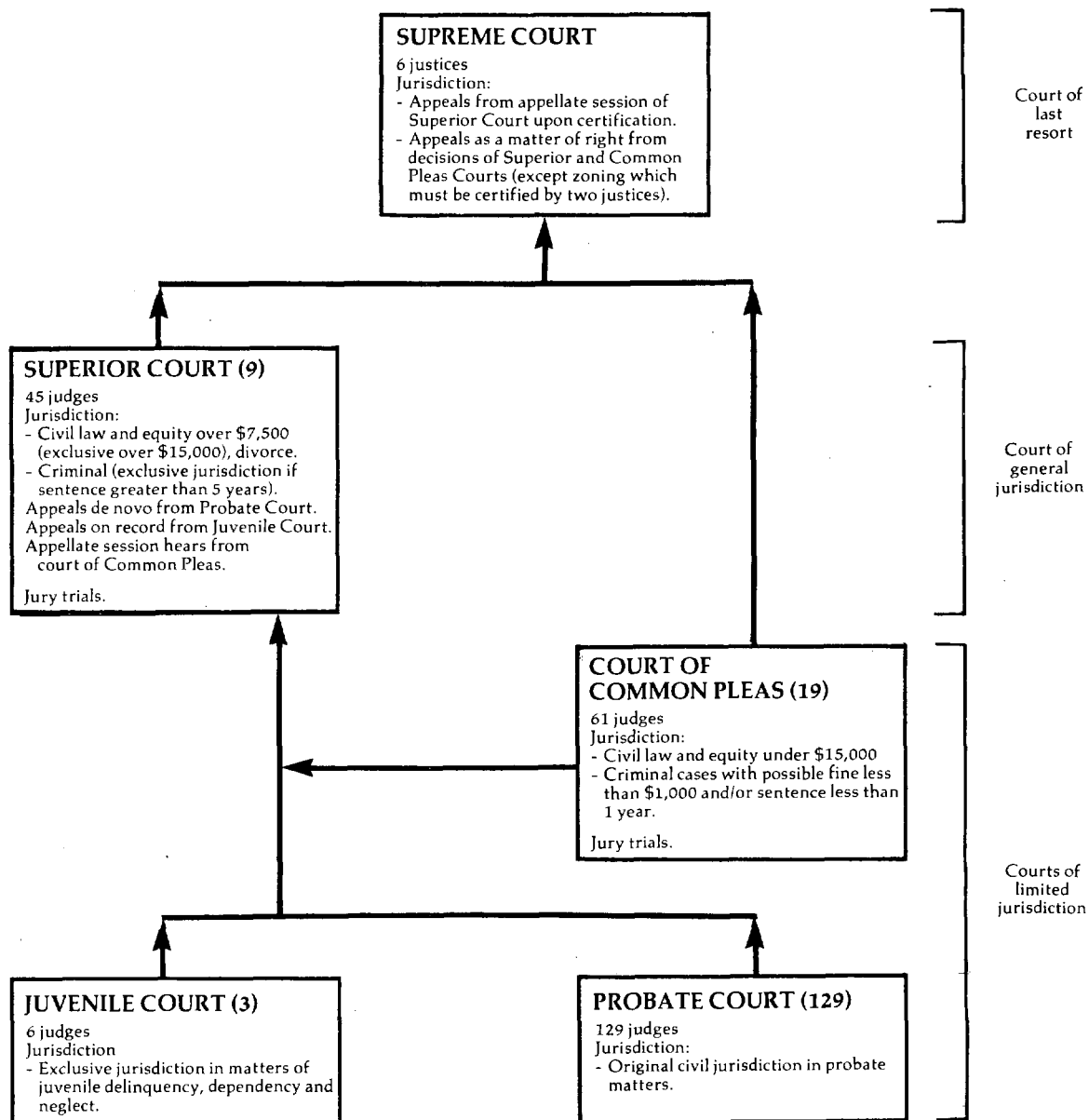
Misdemeanor includes only those cases filed as misdemeanors, and not those filed as felonies but reduced to misdemeanors.

Source: Office of the State Court Administrator, Annual Statistical Report of the Colorado Judiciary 1977-78 (Denver, Colorado: 1978).
Statistics are from the annual report except that totals have been computed where necessary.

COLORADO MUNICIPAL COURT
Court of limited jurisdiction
197 courts, 174 judges
July 1, 1977 to June 30, 1978

There were no data available for cases handled in the Municipal Court for fiscal year 1977-78.

CONNECTICUT COURT SYSTEM, 1978



↑ Indicates route of appeal.

CONNECTICUT SUPREME COURT
 Court of last resort
 6 justices
 July 1, 1977 to June 30, 1978

	Beginning pending	Filed	Disposed	End pending
Cases:				
Appeals:				
Civil	398	393	304	487
Criminal	89	81	49	121
Total appeals	487	474	353	608
Other cases:				
Original proceedings				
Requests to appeal:				
Petitions for certification	N/A	N/A	65	N/A
Total other cases	N/A	N/A	65	N/A
Total cases	487 ⁱ	474 ⁱ	418	608 ⁱ
Other proceedings:				
Other matters:				
Motions	N/A	N/A	438 ^k	N/A
Reservations	N/A	N/A	8	N/A
Total	N/A	N/A	446	N/A
Total other proceedings	N/A	N/A	446	N/A

Manner of disposition

	<u>Appeals</u>		
	<u>Civil</u>	<u>Criminal</u>	<u>Total</u>
By opinion	145	41	186

Disposition of appeals^m

Affirmed (no error)	128
Reversed (error, no further proceedings).....	32
Reversed and remanded (error, further proceedings)....	56
Reservations	8

Boldface headings indicate the classifications used by the NCSP.

Blank space = Not enough information is known. The case category may or may not be handled by the court.

N/A = This case type is handled by the court, but the data are unavailable.

ⁱData are not complete:

Total cases pending and filed do not include data for petitions for certification.

^kAdditional information:

One hundred forty four of the four hundred thirty eight motions acted on were argued.

^mInformation or disposition type or trial data:

Disposition information is given for appeals decided by opinion between October 1977 and October 1978. All other data on this chart were drawn from the normal fiscal year July to June time period.

Source: Chief Court Administrator, Judicial Department, Report of the Judicial Department 1976-78 Biennium (Hartford, Connecticut: 1979).
 Statistics are from the biennial report except that totals have been computed where necessary.

CONNECTICUT SUPERIOR COURT
Court of general jurisdiction
9 courts, 45 judges
July 1, 1977 to June 30, 1978

	Beginning pending	Filed	Disposed	End pending
Civil^d:				
Domestic relations:				
Family docket	12,533 ^f	16,561	15,048	14,046
Appeal:				
Appeal of trial court case:				
Appellate session	113	163	124 ^k	152
Other civil:				
Non-family docket	21,612 ^f	11,365	9,315	23,662
Total civil	34,258 ^f	28,089	24,487	37,860
Criminal^d:				
Felony/misdemeanor:				
Criminal categories ^j	3,801 ^{fh}	3,811 ^l	3,750	3,862
Appeal:				
Appellate session	50	60	47	63
Total criminal	3,851 ^f	3,871	3,797	3,925
Grand total	38,109 ^f	31,960	28,284	41,785

<u>Trial^d</u>				<u>Criminal dispositions</u>	
	Jury	Non-jury	Total		<u>Felony/misdemeanor</u>
Civil	186	251	437	Guilty, nolo plea	2,781
Criminal (felony/misdemeanor)	103	46	149	Jury trial:	
Grand total	289	297	586	Conviction	63
				Acquittal	40
				Non-jury trial:	
				Conviction	10
				Acquittal	36
				Dismissed, quashed	159
				Nolled, withdrawn, transferred ..	661

Time interval (average months)

Civil:

Return day to disposition	18.6
Date claimed for trial list to jury trial	40.0
Date claimed for trial list to non-jury trial	30.3

Boldface headings indicate the classifications used by the NCSP.

^dCase definition or unit of count:

- A civil case is counted with the filing of a petition or complaint.
- The criminal case unit of count is the number of defendants on the information or indictment.
- A jury trial is counted when the jury is sworn.
- A non-jury trial is counted when the first witness is sworn.

^fBeginning pending figure for the 1978 court year does not equal the end pending figure for the 1977 court year:

- The number of cases pending is adjusted by computer to reflect transfers and other year-end input.

^hFigure was computed:

- Beginning pending figure for criminal categories was computed from filed, disposed, and end pending data.

^jExplanation of data included in the category:

- Criminal categories are **felony** and **misdemeanor** cases.

^kAdditional information:

- During the court year, the Appellate Session of Superior Court also heard 70 motions.

^lSpecial source or revision in data:

- Filed figure for criminal categories was provided by the administrative office of the court during data verification.

Source: Chief Court Administrator, Judicial Department, Report of the Judicial Department 1976-78 Biennium (Hartford, Connecticut: 1979). Statistics are from the biennial report except that totals have been computed where necessary, and additional data were supplied by the administrative office of the court during data verification.

CONNECTICUT COURT OF COMMON PLEAS
 Court of limited jurisdiction
 19 courts, 61 judges
 July 1, 1977 to June 30, 1978

	Beginning pending	Filed	Disposed	End pending
Civil^d:				
Small claims	N/A	84,968	N/A	N/A
Domestic relations:				
Family docket	92 ^f	19	19	92
Other civil:				
Non-family docket	31,441 ^f	30,129	28,876	32,694
Civil--geographical areas	4,245 ^f	16,503	16,381	4,367
Total	<u>35,686^f</u>	<u>46,632</u>	<u>45,257</u>	<u>37,061</u>
Total civil	35,778 ^{f1}	131,619	45,276 ¹	37,153 ¹
Criminal^d:				
Misdemeanor:				
Criminal	16,610 ^f	87,311	85,338	18,583
Total criminal	16,610 ^f	87,311	85,338	18,583
Traffic:				
Other traffic violation:				
Motor vehicle	18,437	322,748	318,252	22,933
Total traffic	18,437	322,748	318,252	22,933
Grand total	70,825 ^{f1}	541,678	448,866 ¹	78,669 ¹

	Trial ^d				Time interval (average months)
	Jury	Non-jury	Total		
Civil ^m	173	1,771	1,944	Civilⁿ:	Return day to disposition
					Date claimed for trial list to jury trial
					Date claimed for trial list to non-jury trial

Boldface headings indicate the classifications used by the NCSP.
 N/A = This case type is handled by the court, but the data are unavailable.

^dCase definition or unit of count:
 A civil case is counted with the filing of a petition or complaint.
 The criminal case unit of count is the number of defendants on the information, indictment, or complaint.
 A jury trial is counted when the jury is sworn.
 A non-jury trial is counted when the first witness is sworn.
^fBeginning pending figure for the 1978 court year does not equal the end pending figure for the 1977 court year.
 The difference in civil pending data is because of the change in the reporting period as indicated above.

ⁱData are not complete:
 Total civil and grand total pending and disposed figures do not include **small claims** cases. **Small claims** data are included only in the filing figures.

^mCategories for disposition type or trial data:
 Civil trial data are given only for family docket and nonfamily docket cases.

ⁿTime interval or age of pending data:
 Time interval data are given only for family docket and nonfamily docket cases.

Source: Chief Court Administrator, Judicial Department, Report of the Judicial Department 1976-78 Biennium (Hartford, Connecticut: 1979).
 Statistics are from the biennial report except that totals have been computed where necessary.

CONNECTICUT PROBATE COURT
 Court of limited jurisdiction
 129 courts, 129 judges
 July 1, 1977 to June 30, 1978

	Beginning pending	Filed	Disposed	End pending
Civil^d:				
Domestic relations:				
Adoption:				
Adoptions and terminations	N/A	2,103	N/A	N/A
Other domestic relations:				
Marriages (permission and waiver)	N/A	845	N/A	N/A
Total	N/A	2,948	N/A	N/A
Estate:				
Probate/wills/intestate:				
Decedent's estate	N/A	31,399	N/A	N/A
Guardianship/conservatorship/trusteeship:				
Guardians	N/A	1,856	N/A	N/A
Conservators	N/A	3,867	N/A	N/A
Trustees	N/A	5,614	N/A	N/A
Total	N/A	11,337	N/A	N/A
Total	N/A	42,736	N/A	N/A
Mental health:				
Commitments	N/A	1,969	N/A	N/A
Total civil	N/A	47,653	N/A	N/A
Grand total	N/A	47,653	N/A	N/A

Boldface headings indicate the classifications used by the NCSP.
 N/A = This case type is handled by the court, but the data are unavailable.

^dCase definition or unit of count:

A civil case is counted with the filing of a petition or complaint.

^kAdditional information:

In addition the court handled 9,456 passport applications.

Source: Chief Court Administrator, Judicial Department, Report of the Judicial Department 1976-78 Biennium (Hartford, Connecticut: 1979).
 Statistics are from the biennial report except that totals have been computed where necessary.

CONNECTICUT JUVENILE COURT
 Court of limited jurisdiction
 3 courts, 6 judges
 July 1, 1977 to June 30, 1978

	Beginning pending	Filed	Disposed	End pending
Civil^d:				
Domestic relations:				
Other domestic relations:				
Termination of parental rights	44	173	164	53
Total civil	44	173	164	53
Juvenile:				
Criminal-type offense:				
Delinquency	4,046 ¹	13,945	13,601	4,390 ¹
Non-offense:				
Neglect	284	674	669	289
Revocation of commitments	114	235	279	70
Total	398	909	948	359
Total juvenile	4,444	14,854	14,549	4,749
Grand total	4,488	15,027	14,713	4,802

Boldface headings indicate the classifications used by the NCSP.
 N/A = This case type is handled by the court, but the data are not available.

^dCase definition:

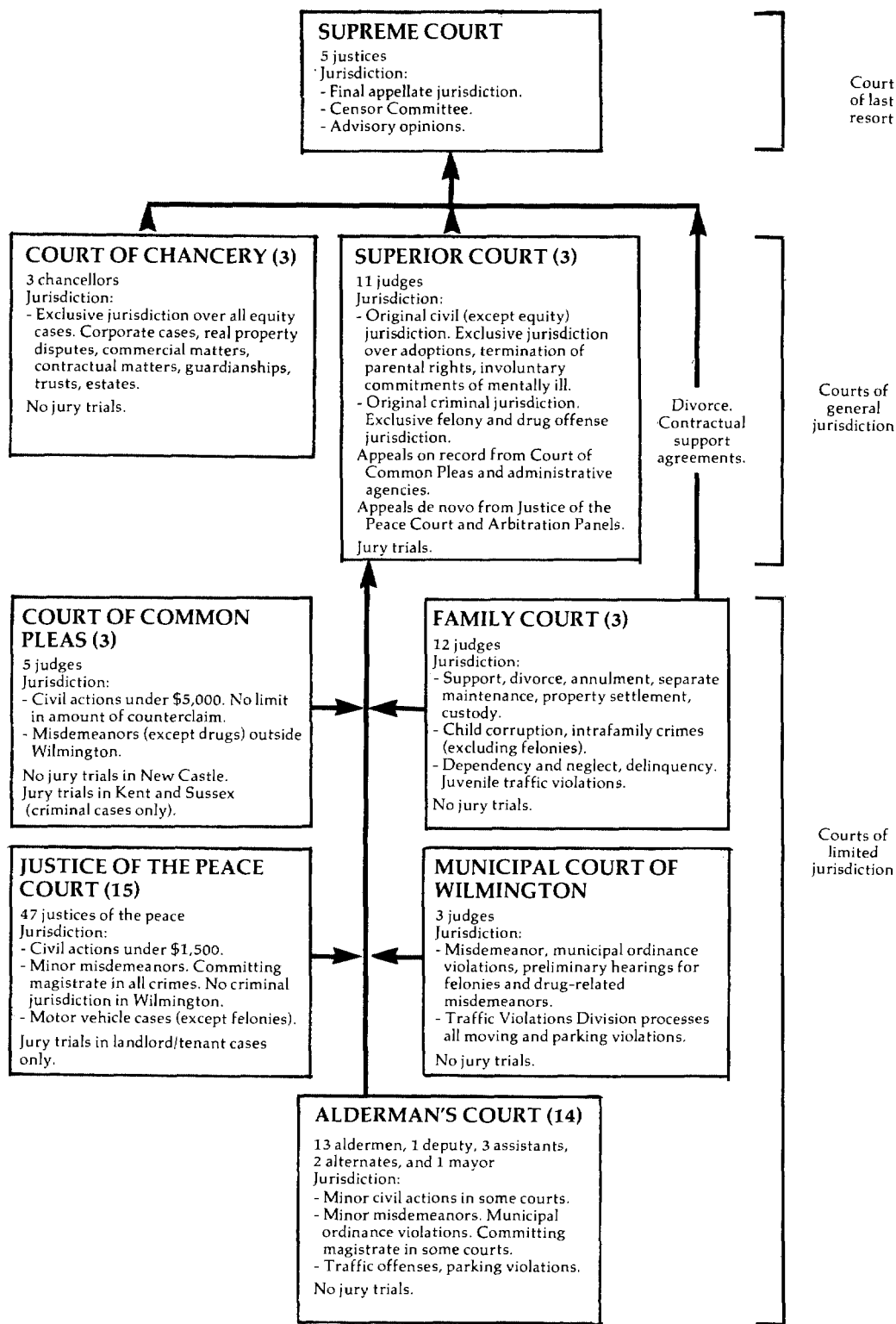
A civil case is counted with the filing of a petition or complaint.

¹Special source or revision in the data:

Delinquency pending data were supplied by the administrative office of the courts during data verification.

Source: Chief Court Administrator, Judicial Department, Report of the Judicial Department 1976-78 Biennium (Hartford, Connecticut: 1979).
 Statistics are from the biennial report except that totals have been computed where necessary, and additional data were supplied by the administrative office of the court during data verification.

DELAWARE COURT SYSTEM, 1978



↑ Indicates route of appeal.

DELAWARE SUPREME COURT
Court of last resort
5 justices
July 1, 1977 to June 30, 1978^b

	Beginning pending	Filed	Disposed	End pending
Cases:				
Appeals:				
Civil ^j	203 ^f	226	230	199
Criminal	84 ^f	135	89	130
Total appeals	287 ^f	361	319	329
Other cases:				
Original proceedings	(j)	(j)	(j)	(j)
Total other cases	(j)	(j)	(j)	(j)
Total cases	287 ^f	361	319	329

Boldface headings indicate the classifications used by the NCSP.

^bParticular court or reporting system information:

Prior to 1978, data for this court were reported based on the calendar year. As a result of the change in reporting period, beginning pending figures for the 1978 court year do not equal the end pending figures previously given for the 1977 court year. Data reported on this chart overlap by a 6-month period of time with data reported for the 1977 court year.

^fBeginning pending figures for the 1978 court year do not equal the end pending figure for the 1977 court year:

This was caused by the shift from calendar to fiscal year for the reporting period of this court.

^jExplanation of data included in the category:

Civil appeals include original applications, advisory opinions, and certifications.

Source: Director, Administrative Office of the Courts, 1978 Annual Report of the Delaware Judiciary (Wilmington, Delaware: 1978). Statistics are from the annual report except that totals have been computed where necessary.

DELAWARE COURT OF CHANCERY^k
Court of general jurisdiction
3 counties, 3 chancellors
July 1, 1977 to June 30, 1978

	Beginning pending	Filed	Disposed	End pending
Civil^d:				
Estate:				
Probate/wills/intestate:				
Estates	2,752	1,744	1,588	2,908
Guardianship/conservatorship/trusteeship:				
Guardians for minors	1,076	154	156	1,074
Guardians for infirm	640	156	73	723
Trusts	1,906	179	103	1,982
Trustees for mentally ill	162	10	3	169
Total	3,784	499	335	3,948
Other estate:				
Other matters	284	114	91	307
Total	6,820	2,357	2,014	7,163
Other civil:				
Civil cases ^j	678	400	417	661
Total civil	7,498	2,757	2,431	7,824
Grand total	7,498	2,757	2,431	7,824

Boldface headings indicate the classifications used by the NCSP.

^dCase definition or unit of count:

A civil case is counted with the filing of a petition or complaint.

^jExplanation of data included in the category:

Civil cases include corporate cases, equity, real property disputes (boundaries and title), commercial matters, contractual matters, Delaware's "Sunshine Law," etc. Corporate matters take up most of the time.

^kAdditional information:

This profile does not include referrals to the Public Guardian. The Public Guardian refers cases to the Court of Chancery if he thinks a guardianship may be necessary. In the fiscal year 1977-78 there were 44 beginning pending, 159 filed, 124 disposed, and 79 end pending cases for the Public Guardian. The 159 filed cases were 13 guardianships and 146 investigations.

Source: Director, Administrative Office of the Courts, 1978 Annual Report of the Delaware Judiciary (Wilmington, Delaware: 1978). Statistics are from the annual report except that totals have been computed where necessary.

DELAWARE SUPERIOR COURT
Court of general jurisdiction
3 counties, 11 judges
July 1, 1977 to June 30, 1978

	Beginning pending	Filed	Disposed	End pending
Civil^d:				
Law:				
Complaints	2,347 ^l	1,859	1,727	2,479 ^l
Real property rights:				
Mechanic's liens and mortgages	412 ^l	598	625	385 ^l
Domestic relations:				
Marriage dissolution:				
Divorce ^a	3	0	3	0
Other domestic relations:				
Terminations and adoptions	150 ^l	324	289	185 ^l
Total	153 ^l	324	292	185 ^l
Mental health:				
Involuntary commitments	92	583	571	104
Appeal	293 ^l	253	152	394 ^l
Other civil:				
Miscellaneous	126 ^l	298	264	160 ^l
Total civil	3,423 ^l	3,915	3,631	3,707 ^l
Criminal^d:				
Felony/misdemeanor:				
Criminal ^j	1,594	3,024	3,470	1,417 ^k
Appeal	(j)	269	(j)	(j)
Total criminal	1,594	3,293	3,470 ^k	1,417 ^k
Grand total	5,017 ^l	7,208	7,101	5,124 ^l

Trial^{dkm}

	Jury	Non-jury	Total
Civil ^m	X	X	120
Criminal ^m	291	79	370
Total	N/A	N/A	490

Civil dispositions^m

	Law	Real property rights	Total
Default judgment for plaintiff ...	250	397	647
Dismissal:			
Voluntary dismissal	927	145	1,072
Court dismissal	298	53	351
Total	1,225	198	1,423
Other judgment for plaintiff	98	8	106
Judgment for defendant	24	0	24
Split decision	14	14	28

Time interval (average days)ⁿ

	Between filing and disposition
Civil:	
Law	477.1
Real property rights	226.8
Other domestic relations	142.5
Appeal	261.7
Mental health	34.7
Other civil	66.3

Criminal dispositions^{km}

	Felony/misdemeanor
Jury trial:	
Guilty	171
Guilty plea	44
Not guilty	59
Dismissal at trial	8
Nolle prosequi at trial	25
Hung jury	21
Mistrial	4
Non-jury trial:	
Guilty	54
Guilty plea	4
Not guilty	12
Directed verdict	1
Nolle prosequi at trial	3
Plea	2,128
Total trial conviction	273
Total acquittal	71
Dismissal	35
Nolle prosequi	827
Appeal dismissed, record remanded	58
Remand	16

Time interval (average days)

	Mean	Median ⁿ
Criminal:		
Arrest to disposition ⁿ	95.8	79.5
Indictment to disposition ⁿ	71.9	53.1
Length of trial	1.72	N/A

(continued on next page)

Boldface headings indicate the classifications used by the NCSP.

N/A = This case type is handled by the court, but the data are unavailable.

X = The data for this case type are known to be included in the total but were not available by category.

aCourt jurisdiction:

The Family court assumed jurisdiction over divorces in November 1975.

dCase definition or unit of count:

A civil case is counted with the filing of a petition or complaint.

The criminal case unit of count is the number of defendants on the information, indictment, transfer, appeal, or reinstatement. A defendant with a consecutively numbered series of information, appeals, or transfers filed on the same day is counted as one defendant.

A jury trial is counted when the jury is sworn.

A non-jury trial is counted at the point when an opening statement or the introduction of any evidence occurs.

jExplanation of data included in the category:

Involuntary commitment proceedings are held only in New Castle County.

Criminal cases include **appeals** that are tried de novo except for filings, which can be separated into new filings and **appeals**.

kAdditional information:

The number of pending **criminal** defendants displayed includes those which are triable and not triable. There were 505 triable defendants pending at the end of the 1978 fiscal year.

In addition to the **criminal** case dispositions listed there were also 374 unindicted **criminal** cases disposed by nolle prosequi. These cases were not counted with the other **criminal** dispositions because these cases were never actually before the Superior Court. The cases had been bound over to Superior Court either because probable cause was found at the preliminary hearing, or because the preliminary hearing was waived, but either the Attorney General then decided not to seek indictment, or the grand jury ignored the indictment.

lSpecial source or revision in the data:

The pending data as noted were supplied by the state administrative office during the process of data verification. These figures were adjusted as the result of an audit conducted during 1979.

mInformation on disposition type or trial data:

Civil trial and disposition figures only include data for **law and real property rights** cases. No other **civil** cases are tried in this court.

The trial information counts the number of trials held. More than one defendant's case may be disposed of by a single trial. There were 332 defendants whose cases were disposed of by jury trial, and 74 whose cases were disposed of by non-jury trial.

nAge of pending or time interval data:

Arrest to disposition times include all defendants.

Indictment to disposition times include indicted defendants only.

Median time values were calculated using the grouped medians method.

Source: Director, Administrative Office of the Courts, 1978 Annual Report of the Delaware Judiciary (Wilmington, Delaware: 1978). Statistics are from the annual report except that totals have been computed where necessary, and corrections and additional data were supplied by the administrative office of the courts during data verification.

DELAWARE COURT OF COMMON PLEAS
Court of limited jurisdiction
3 courts, 5 judges
July 1, 1977 to June 30, 1978

	Beginning pending	Filed	Disposed	End pending
Civil^d:				
Other civil:				
Complaints ^j	X	2,898	X	X
Miscellaneous ^j	X	151 ⁱ	X	X
Total	<u>1,679</u>	<u>3,049ⁱ</u>	<u>3,142</u>	<u>1,586</u>
Total civil	1,679	3,049 ⁱ	3,142	1,586
Criminal^d:				
Misdemeanor:				
Criminal	<u>990</u>	<u>6,534</u>	<u>6,394</u>	<u>1,130</u>
Total criminal	990	6,534	6,394	1,130
Grand total	<u>2,669</u>	<u>9,583ⁱ</u>	<u>9,536</u>	<u>2,716</u>
	Trial^d			
		<u>Jury^a</u>	<u>Non-jury</u>	<u>Total</u>
Criminal		81	6,313	6,394

Boldface headings indicate the classifications used by the NCSP.

X = The data for this case type are known to be included in the total but were not available by category.

aCourt jurisdiction:

Jury trials are not handled in the New Castle County Court of Common Pleas; jury trials for **criminal** cases are held in Kent and Sussex Counties. If a jury demand is made in New Castle County, the case is transferred to the Superior Court.

dCase definition or unit of count:

A civil case is counted with the filing of a petition or complaint.

The criminal case unit of count is the number of charges.

A jury trial is counted when the jury is sworn.

A non-jury trial is counted if the case is not disposed of by a jury trial. Disposition by guilty plea, nolle prosequi, dismissal, etc., are all counted as non-jury trials.

iData are not complete:

Miscellaneous cases filed for the New Castle County include petitions for name change from January 1 through January 30, 1978 only.

All other data are complete.

jExplanation of data included in the category:

"Complaints" includes complaints for damages (including those involving automobiles), replevins, foreign attachments, and domestic attachments.

"Miscellaneous" includes civil judgments and petitions for name change.

Source: Director, Administrative Office of the Courts, 1978 Annual Report of the Delaware Judiciary (Wilmington, Delaware: 1978). Statistics are from the annual report except that totals have been computed where necessary.

DELAWARE FAMILY COURT
Court of limited jurisdiction
3 courts, 12 judges
July 1, 1977 to June 30, 1978

	Beginning pending	Filed	Disposed ^k	End pending ^k
Civil^d:				
Domestic relations:				
Marriage dissolution:				
Divorce and annulments	807	3,485 ^l	3,293	9998
Support/custody:				
New support	N/A	3,351	N/A	X
Arrearages and modifications	N/A	2,627	N/A	X
Custody/visitation	N/A	2,210	N/A	X
Total	807 ^l	8,188	3,293 ^l	X
Other domestic relations:				
Visitation	N/A	456	N/A	X
Imperiling	N/A	553	N/A	X
Ancillary matters	N/A	697 ^l	N/A	X
Total	N/A	1,706 ^l	N/A	X
Total	N/A	9,894 ^l	N/A	X
Other civil	N/A	625	N/A	X
Total civil	807 ^l	14,004 ^l	3,293 ^l	2,5958
Criminal^d:				
Other criminal:				
Adult criminal	N/A	2,034	N/A	220
Total criminal	N/A	2,034	N/A	220
Traffic:				
Other traffic violation:				
Traffic--juvenile	N/A	793	N/A	X
Total traffic	N/A	793	N/A	X
Juvenile:				
Criminal-type offense:				
Felony	N/A	1,742	N/A	X
Misdemeanor	N/A	4,801	N/A	X
Total	N/A	6,543	N/A	X
Status offense	N/A	2,159	N/A	X
Total juvenile	N/A	8,702	N/A	X
Grand total	807 ^l	25,533 ^l	3,293 ^l	3,9228

Boldface headings indicate the classifications used by the NCSP.

N/A = This case type is handled by the court but the data are unavailable.

X = The data for this case type are known to be included in the total but were not available by category.

^dCase definition or unit of count:

A civil case is counted with the filing of a petition or complaint.

The criminal, traffic, and juvenile unit of count is the number of single incidents. Multiple complaints arising from a single incident are counted as a single petition.

^gChange in pending does not equal the difference between filings and dispositions:

Total domestic relations and total civil end pending figures only include **marriage dissolution** cases.

The grand total end pending figure is as given in the annual report.

^lData are not complete:

Total domestic relations, total civil, and grand total beginning pending and disposed figures only include data for **marriage dissolution** cases.

^lSpecial source or revision in the data:

These data were supplied by the administrative office of the courts during data verification.

Source: Director, Administrative Office of the Courts, 1978 Annual Report of the Delaware Judiciary (Wilmington, Delaware: 1978). Statistics are from the annual report except that totals have been computed where necessary, and corrections were supplied by the administrative office of the courts during data verification.

MUNICIPAL COURT OF WILMINGTON, DELAWARE
 Court of limited jurisdiction
 1 court, 3 judges
 July 1, 1977 to June 30, 1978

	Beginning pending	Filed	Disposed	End pending
Criminal^d:				
Other criminal:				
Criminal ^j	558	8,893	9,044	407
Total criminal	558	8,893	9,044	407
Traffic:				
Other traffic violation	418	16,238	15,431	1,225
Total traffic	418	16,238	15,431	1,225
Grand total	976	25,131	24,475	1,632

Boldface headings indicate the classifications used by the NCSP.

^dCase definition or unit of count:
 The criminal case unit of count is the number of charges.

Source: Director, Administrative Office of the Courts, 1978 Annual Report of the Delaware Judiciary (Wilmington, Delaware: 1978). Statistics are from the annual report except that totals have been computed where necessary.

DELAWARE JUSTICE OF THE PEACE COURT
 Court of limited jurisdiction
 15^k courts, 47 justices of the peace
 July 1, 1977 to June 30, 1978

	Beginning pending	Filed	Disposed	End pending
Civil^d:				
Total civil	10,772	15,844	12,925	13,691
Criminal^d:				
Misdemeanor:				
Criminal	X	16,868 ^k	X	X
Preliminary hearing	X	1,247	X	X
Other criminal:				
Fish/game	X	1,673	X	X
Other	X	2,880	X	X
Total	X	4,553	X	X
Total criminal	X	22,668	X	X
Traffic:				
Total traffic	X	72,267	X	X
Grand total	11,255	110,779	107,390	14,644

Criminal and traffic dispositions

By mail-in fine	43,926
By court appearance	50,095
By counsel appearance	444

Boldface headings indicate the classifications used by the NCSP.

X = The data for this case type are known to be included in the total but were not available by category.

^dCase definition or unit of count:
 A civil case is counted with the filing of a petition or complaint.
 The criminal case unit of count is the number of charges.

^kAdditional information:
 In addition to the 15 active courts, during 1978 there was one inactive Justice of the Peace Court.
 Preliminary hearings were held in 3,526 of the misdemeanor cases.

Source: Director, Administrative Office of the Courts, 1978 Annual Report of the Delaware Judiciary (Wilmington, Delaware: 1978). Statistics are from the annual report except that totals have been computed where necessary.

DELAWARE ALDERMAN'S COURT
 Court of limited jurisdiction
 14^k courts, 13 aldermen and 1 mayor^c
 July 1, 1977 to June 30, 1978

	Beginning pending	Filed	Disposed	End pending
Civil^d:				
Small claims:				
Other	N/A	N/A	446 ⁱ	N/A
Total civil	N/A	N/A	446 ⁱ	N/A
Criminal^d:				
Misdemeanor:				
Criminal	N/A	N/A	1,325 ⁱ	N/A
Total criminal	N/A	N/A	1,325 ⁱ	N/A
Traffic:				
Total traffic	N/A	N/A	14,033 ⁱ	N/A
Grand total	N/A	N/A	15,804 ⁱ	N/A

Boldface headings indicate the classifications used by the NCSP.

N/A = This case type is handled by the court, but the data are unavailable.

^cJudge information:

In addition to the aldermen and mayor serving this court, there are also 1 deputy, 3 assistants, and positions for 3 alternate aldermen, one of which was vacant during 1978.

^dCase definition or unit of count:

A civil case is counted with the filing of a petition or complaint.
 The criminal case unit of count is the number of charges.

ⁱData are not complete:

Civil disposed and grand total disposed figures do not include data from July 1977 through December 1977 for the Harrington Alderman's Court.

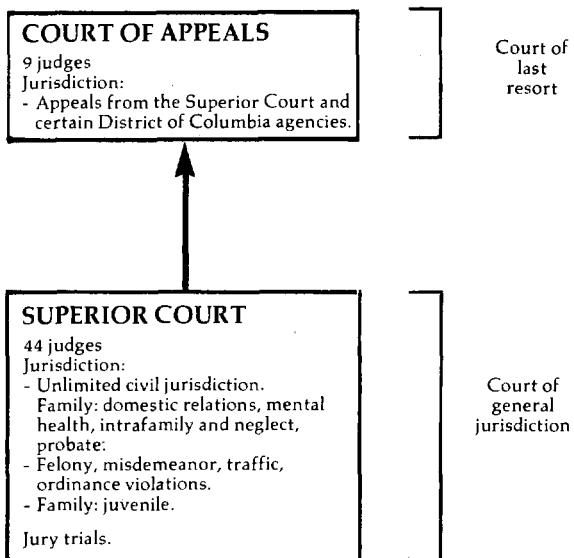
No data were available for dispositions during August 1977 for the Laurel Alderman's Court, and, as a result, they are not included in any of the figures on this chart.

^kAdditional information:

In addition to the 14 active courts, there were 3 courts which were not active during fiscal year 1977-78 but which have been active in the recent past.

Source: Director, Administrative Office of the Courts, 1978 Annual Report of the Delaware Judiciary (Wilmington, Delaware: 1978). Statistics are from the annual report except that totals have been computed where necessary.

DISTRICT OF COLUMBIA COURT SYSTEM, 1978



↑ Indicates route of appeal.

DISTRICT OF COLUMBIA COURT OF APPEALS
Court of last resort
9 judges
January 1, 1978 to December 31, 1978

	Beginning pending	Filed	Disposed	End pending
Cases:				
Appeals:				
Civil	X	375	X	X
Criminal	X	666	X	X
Appeal of administrative agency case:				
Agency	X	152	X	X
Total appeals ^j	1,161 ^{1j}	1,193 ^j	1,331 ^j	1,109 ^{1j}
Other cases:				
Original proceedings:				
Original jurisdiction:				
Special proceedings ^j	X	76	X	X
Disciplinary	0	36	36	0
Total	X	112	36 ⁱ	X
Requests to appeal:				
Petitions for review	(j)	(j)	(j)	(j)
Total other cases	0	112	X	0
<hr/>				
Total cases	1,161 ¹	1,305	1,367	1,1098 ¹
Other proceedings:				
Other matters:				
Procedural motions	0	6,816	6,816	0
Substantive motions	0	1,388	1,388	0
Total	0	8,204	8,204	0
Total other proceedings	0	8,204	8,204	0
<hr/>				
<u>Manner of disposition</u>		<u>Time interval (average days)</u>		
Opinion	352	Notice of appeal to filing of record	124	
Judgment	440	Filing of record until briefing is completed	134	
By order	539	Completed briefing to argument or submission	93	
		Argument or submission to decision	121	
		Notice of appeal to decision.....	472	

Boldface headings indicate the classifications used by the NCSP.

X = The data for this case type are known to be included in the total but were not available by category.

⁸Change in pending does not equal the difference between filings and dispositions:

Filings and disposition figures are as given in the annual report. Pending figures are as provided by the administrative office of the court.

ⁱData are not complete:

The total original proceedings disposed figure does not include special proceedings cases.

^jExplanation of data included in the category:

Total appeals include appeals and petitions for review.

"Special proceedings" include mandamus, prohibition, extradition, habeas corpus, contempt, and mental health cases. Formerly the majority of these cases were categorized under criminal appeals.

^lSpecial source or revision in the data:

The end pending figure was supplied by the administrative office of the court during data verification.

Source: Joint Committee on Judicial Administration in the District of Columbia and Executive Officer, 1978 Annual Report (Washington, D.C.).
Statistics are from the annual report except that totals have been computed where necessary.

DISTRICT OF COLUMBIA SUPERIOR COURT^a
 Court of general jurisdiction
 1 court, 44 judges
 January 1, 1978 to December 31, 1978

	Beginning pending	Filed	Disposed	End pending
Civil^{dk}:				
Law:				
Civil jury	3,837	3,405	3,256	3,986
Civil non-jury	1,123	1,825	1,756	1,192
Total	4,960	5,230	5,012	5,178
Small claims	1,912	32,797	32,756	1,953
Real property rights:				
Landlord and tenant.....	4,883 ^{fk}	107,701	107,481	5,103
Domestic relations:				
Marriage dissolution:				
Divorce	4,978 ^f	4,320	4,545	4,753
Support/custody:				
Support	587	255	294	548
Reciprocal support	1,111	1,161	782	1,490
Total	1,698	1,416	1,076	2,038
Adoption	223	320	310	233
Other domestic relations:				
Paternity	360	532	495	397
Intrafamily ^j	595 ^f	693	404	884
Total	955 ^f	1,225	899	1,281
Total	7,854 ^f	7,281	6,830	8,305
Estate:				
Probate/wills/intestate:				
Decedents' estates	N/A	2,333	X	N/A
Guardianship/conservatorship/trusteeship:				
Minors' estates	N/A	107	X	N/A
Total	N/A	2,440	2,453	N/A
Mental health:				
Judicial petitions	64 ^f	680	682	62
Appeal:				
Appeal of administrative agency case:				
Civil tax	133 ^f	155	66	222
Criminal tax	311	370 ^k	263	418
Total	444 ^f	525	329	640
Extraordinary writ:				
Habeas corpus	23	20	26	17
Other civil:				
Auditor-master division	603 ^f	1,612	1,771	444
Total civil	20,743 ^{fi}	158,286	157,340	21,7028 ⁱ
Criminal^{dj}:				
Felony	1,488	3,415	3,854	1,049
Misdemeanor	2,744	13,395	13,732	2,407
Preliminary hearing	148	6,576	6,460	264
Ordinance violation:				
Major triable District of Columbia cases	61	116	139	38
Other District of Columbia cases	322	3,136	3,182	276
Total	383	3,252	3,321	314
Other criminal:				
Special proceedings ^j	52	1,694	1,689	57
Total criminal	4,815	28,332	29,056	4,091
Traffic^j:				
Other traffic violation:				
Major triable traffic	1,763	6,389	7,222	930
Other traffic	4,822	46,970 ^k	46,730 ^k	5,062
Total	6,585	53,359 ^k	53,952 ^k	5,992
Total traffic	6,585	53,359	53,952	5,992
Juvenile:				
Criminal-type offense:				
Delinquency	1,033 ^{f1}	5,512 ^l	5,601 ^l	944 ^l
Status offenses:				
Person in need of supervision	26 ^{f1}	370 ^l	358 ^l	38 ^l
Non-offense:				
Neglect	165 ^{f1}	502 ^l	543 ^l	124 ^l
Total juvenile	1,224 ^f	6,384	6,502	1,106
Grand total	33,367 ^{fi}	246,361	246,850	32,8918 ⁱ

	<u>Trial^d</u>			<u>Civil dispositions^m</u>		
	<u>Jury</u>	<u>Non-jury</u>	<u>Total</u>		<u>Law</u>	<u>Small claims</u>
Civil^m:						
Law	188	224	412	Settled before court	1,821	0
Small claims	--	733	733	Dismissed before trial	875	1,105
Total	188	957	1,145	Removed from calendar	221	0
Criminal:				Settled at pre-trial or		
Felony	658	52	710	trial conference	891	0
Misdemeanor	451	243	694	Summary judgment granted	107	0
Ordinance violation	0	93	93	Settlement	136	0
Total	1,109	388	1,497	Dismissed for want of prosecution	69	273
Traffic:				Consent or confessed judgment.....	69	2,108
Other traffic violation ...	70	1,489	1,559	Dismissed by motion	39	0
Grand total	1,367	2,834	4,201	Settled after trial	0	0
				Default judgment	129	11,268
				Ex parte	8	0
				Judgment on pleadings	33	0
				Stays	0	0
				Motion for judgment granted	21	0
				Other	99	0
				Dismissed-pretrial motion	82	0
				Continuances	0	4,186
				Cases to files pending settlement	0	8,556
				Certified to another judge	0	3
				Judgment paid and satisfied	0	4,470
				Non-suits	0	4
				Jury demands (certified to jury)	0	50

Traffic dispositions

Other traffic violation:

Guilty plea	9,413
Dismissed by court	5,607
Nolle prosequi	16,167
No paper	1,046
Transfer Rule 105	7
Absconded	3,807
Security forfeit	8,210
Other ^m	8,136

Criminal dispositions

	<u>Felony</u>	<u>Misdemeanor</u>	<u>Ordinance violation</u>	<u>Preliminary hearing</u>	<u>Extraordinary writ</u>	<u>Total</u>
Jury trial:						
Guilty	450	227	0	--	--	677
Not guilty	146	148	0	--	--	294
Mistrial	49	35	0	--	--	84
Motions for judgment of acquittal ...	13	41	0	--	--	54
Total	658	451	0	--	--	1,109
Non-jury trial:						
Guilty	18	179	X	--	--	197 ⁱ
Not guilty	34	49	X	--	--	83 ⁱ
Motions for judgment of acquittal ...	0	15	X	--	--	15 ⁱ
Total	52	243	93	--	--	388
Dismissed:						
Prior to adjudication or hearing	299	0	0	--	--	299
By court	23	1,018	257	367	18	1,683
Total	322	1,018	257	367	18	1,982
No paper	0	1,995	1,153	1,194	--	4,342
Nolle prosequi	34	3,713	506	231	262	4,746
Guilty plea	2,287	3,982	377	--	--	6,646
Absconded	356	1,521	107	115	19	2,118
Mental observation	0	76	0	93	--	169
Transfer Rule 105	0	445	7	--	--	452
Security forfeit	0	0	821	--	--	821
Held for Grand Jury	--	--	--	3,189	--	3,189
Waived Grand Jury	--	--	--	1,015	--	1,015
No probable cause	--	--	--	77	--	77
Certified to U.S. Magistrate	--	--	--	72	--	72
Indictment filed	--	--	--	42	--	42
Extradition waived	--	--	--	--	499	499
Extradition granted	--	--	--	--	41	41
Extradition denied	--	--	--	--	2	2
Special proceedings granted	--	--	--	--	659	659
Special proceedings denied	--	--	--	--	189	189

Time interval¹ (average months)

Time trial could be had after case was placed on calendar:

Civil jury	11.0
Civil non-jury	8.5

Boldface headings indicate the classifications used by the NCSP.

N/A = This case type is handled by the court, but the data are unavailable.

-- = Not applicable.

^aCourt jurisdiction:

Superior Court data are displayed according to case types, not court divisions as they exist in the Superior Court. Civil Division handles civil jury, civil non-jury, **small claims**, and landlord and tenant cases. Family Division handles divorce, **adoption**, paternity, support, reciprocal support, intrafamily, judicial petitions, habeas corpus, delinquency, neglect, and person in need of supervision cases. Probate Division handles decedent's estates and minor's estates cases. Tax Division handles civil tax and criminal tax cases. Criminal Division handles all **criminal** and **traffic** cases.

^dCase definition or unit of count:

A civil case is counted when it is placed on the calendar (has reached issue).

The criminal case unit of count is the number of defendants on the information, indictment, or complaint.

A jury trial is counted if tried to verdict.

A non-jury trial is counted if tried to decision.

^fBeginning pending figure for the 1978 court year does not equal the end pending figure for the 1977 court year:

The difference is due to adjustments made by the administrative office of the court.

^gChange in pending does not equal the difference between filings and dispositions:

No pending data were available for **estate** cases, resulting in the imbalance in pending figures.

ⁱData are not complete:

Grand total pending figures do not include **estate** cases. Estate cases are included in the filing and disposition figures.

No breakdown was available for the outcome of non-jury trials for **criminal ordinance violations** cases. The total breakdown of the result of criminal non-jury trials is therefore not complete.

^jExplanation of data included in the category:

Intrafamily includes 751 "return to files" cases.

Special proceedings include fugitive from justice complaints, writs of habeas corpus, extradition of out of state witnesses, adversary hearings, and show cause of contempt proceedings.

Criminal and **traffic** cases filed include new filings and reinstated cases.

^kAdditional information:

The 370 criminal tax cases filed indicate the number of charges brought against 62 individuals and organizations.

Of the 222 civil tax cases pending, 35 are held on the reserve calendar by order of this court, 21 are held under advisement, 12 have not been brought to issue, and the remaining 154 are awaiting judgment.

In addition, there were 24,876 criminal warrants issued.

The reduction in the number of other traffic cases between 1977 and 1978 was the result of a change in administrative policy. After January 1, 1978, only cases wherein the defendant appeared were counted. Previously, all cases were counted, whether or not the defendant appeared.

The beginning pending figure for landlord and tenant cases reflects a change in administrative policy. Beginning in 1978, pending cases reported will include all undisposed cases. Prior to 1978, practice was to reflect as pending only those cases for which trial had been set. The end pending figure for this category from 1977 was 210 cases.

^lSpecial source or revision in the data:

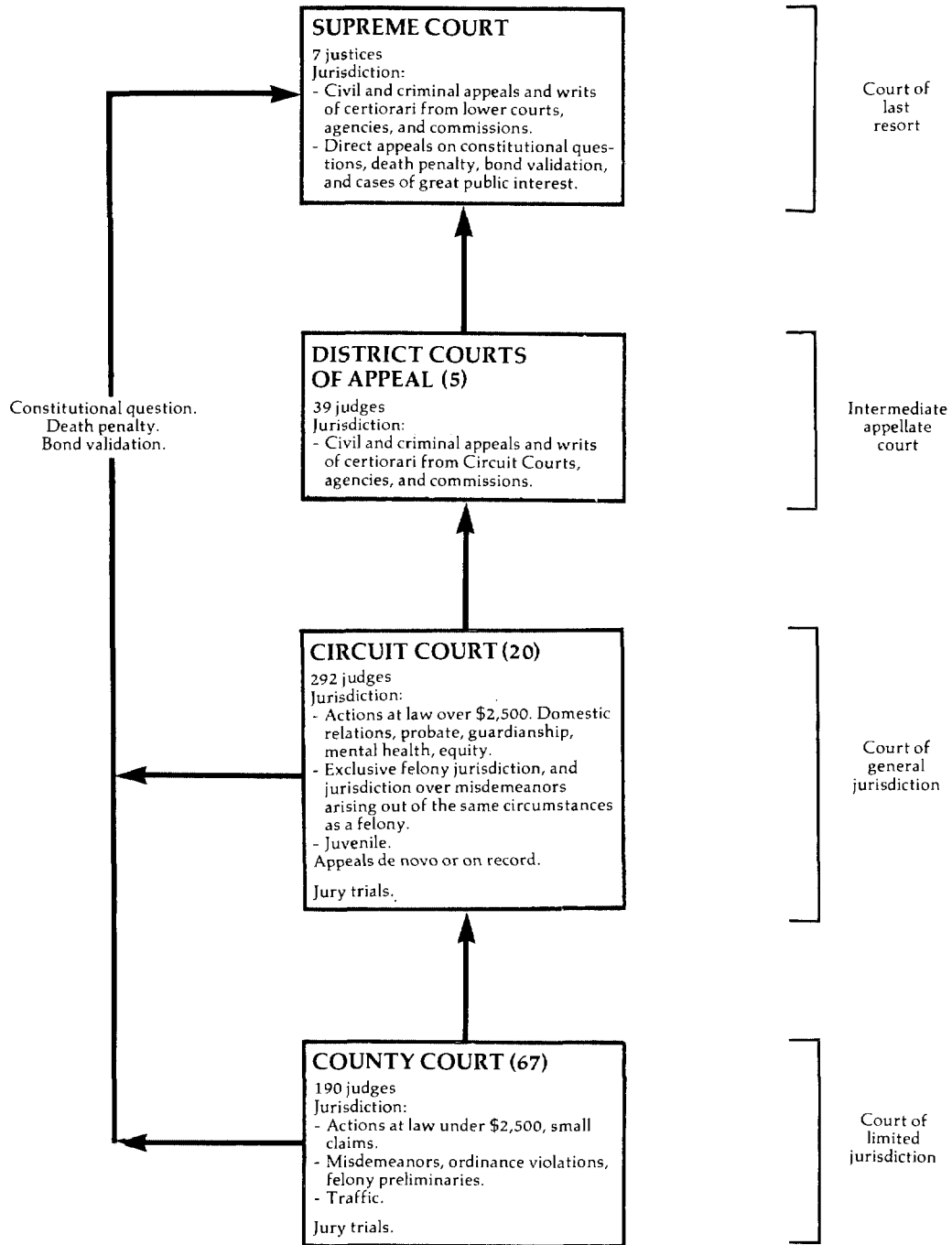
Juvenile caseflow data and time interval data were supplied by the administrative office of the court during data verification.

^mCategories for dispositions type or trial data:

Other **traffic** dispositions are defendants whose cases are in the traffic summons stage in accordance with procedures outlined in the Traffic Violation Notice System.

Source: Joint Committee on Judicial Administration in the District of Columbia and Executive Officer, 1978 Annual Report (Washington, D.C.). Statistics are from the annual report except that totals have been computed where necessary, and additional data were supplied by the administrative office of the court during data verification.

FLORIDA COURT SYSTEM, 1978



↑ Indicates route of appeal.

FLORIDA SUPREME COURT
Court of last resort
7 justices
January 1, 1978 to December 31, 1978

	Beginning pending	Filed	Disposed	End pending
Cases:				
Appeals	X	467	405	X
Total appeals	X	467	405	X
Other cases:				
Original proceedings:				
Original jurisdiction:				
Habeas corpus	X	176	180	X
Mandamus	X	57	53	X
Prohibition	X	36	42	X
Board of Bar Examiners	X	83	92	X
Other	X	15	15	X
Total	X	367	382	X
Disciplinary:				
Florida Bar	X	139	135	X
Advisory opinion:				
Certified questions	X	5	4	X
Total	X	511	521	X
Requests to appeal:				
Petitions for writs of certiorari from:				
District Courts of Appeal	X	1,366	1,318	X
Circuit Court	X	19	19	X
Appeal of administrative agency case:				
Industrial Relations Commission	X	338	203	X
Public Service Commission	X	39	32	X
Total	X	377	235	X
Other	X	0	1	X
Total	X	1,762	1,573	X
Total other cases	X	2,273	2,094	X
<hr/>				
Total cases	1,119	2,740	2,494	1,363 ^E
Other proceedings:				
Rehearing requests:				
Petitions for rehearing	135 ¹	417 ¹	487 ¹	648 ¹
Total other proceedings	135 ¹	417 ¹	487 ¹	648 ¹
<hr/>				
<u>Manner of disposition¹</u>		<u>Status of pending cases¹ (12/31/78)</u>		
Opinion:		Number of cases:		
Written opinion	230	Not perfected	516	
Per curiam	252	Ready for argument	51	
Total	482	Under consideration	796	
Disposition by order	2,017	Total	1,363	

Boldface headings indicate the classifications used by the NCSP.

X = The data for this case type are known to be included in the total but were not available by category.

^EChange in pending does not equal the difference between filings and dispositions:

The difference in total cases figures reflects a correction of +3 cases made to the inventory during the court year.

The difference in petitions for rehearing figures reflects a correction of -1 case made to the inventory during the court year.

¹Special source or revision in the data:

Data for other proceedings, manner of disposition, and status of pending cases were supplied by the clerk of the court during data verification.

Source: Office of State Courts Administrator, Florida Judicial System Statistical Report 1978 (Tallahassee, Florida), and Clerk of the Supreme Court, Supreme Court of Florida January and June Terms, 1978 (unpublished). Statistics are from the annual reports except that totals have been computed where necessary, and additional data were supplied by the clerk of the court during data verification.

FLORIDA DISTRICT COURTS OF APPEAL
Intermediate appellate court
5 districts, 39 judges
January 1, 1978 to December 31, 1978

	Beginning pending	Filed	Disposed	End pending
Cases:				
Appeals	N/A	8,373	8,496	N/A
Total appeals	N/A	8,373	8,496	N/A
Other cases:				
Original proceedings:				
Original jurisdiction:				
Other original writs	N/A	645	551	N/A
Advisory opinion:				
Other)	N/A	22	18	N/A
Total	N/A	667	569	N/A
Requests to appeal:				
Certiorari	N/A	523	627	N/A
Total other cases	N/A	1,190	1,196	N/A
Total cases	N/A	9,563	9,692	N/A

Boldface headings indicate the classifications used by the NCSP.

N/A = This case type is handled by the court but the data are unavailable.

X = The data for this case type are known to be included in the total but were not available by category.

Explanation of data included in the category:

"Other" category includes reinstated appeals and certified questions.

Source: Office of State Courts Administrator, Florida Judicial System Statistical Report 1978 (Tallahassee, Florida). Statistics are from the annual report except that totals have been computed where necessary.

FLORIDA CIRCUIT COURT
Court of general jurisdiction
20 circuits, 292 judges
January 1, 1978 to December 31, 1978

	Beginning pending	Filed	Disposed	End pending
Civil:				
Tort:				
Professional tort:				
Medical malpractice	N/A	822	903	N/A
Other tort:				
Negligence	N/A	20,939	21,426	N/A
Total	N/A	21,761	22,329	N/A
Contract:				
Contracts and indebtedness.....	N/A	27,005	23,040	N/A
Real property rights:				
Condemnation	N/A	1,381	1,288	N/A
Real property/mortgage foreclosure.....	N/A	16,916	15,689	N/A
Total.....	N/A	18,297	16,977	N/A
Domestic relations:				
Marriage dissolution:				
Dissolution and annulment	N/A	81,985	77,331	N/A
Estate:				
Probate/wills/intestate:				
Probate	N/A	38,100	36,384	N/A
Guardianship/conservatorship/trusteeship:				
Guardianship	N/A	4,737	3,246	N/A
Trusts	N/A	104	285	N/A
Total	N/A	4,841	3,531	N/A
Total	N/A	42,941	39,915	N/A
Mental health	N/A	13,156	12,749	N/A
Other civil	N/A	56,305	50,384	N/A
Appeal	N/A	905	596	N/A
Total civil.....	N/A	262,355	243,321	N/A
Criminal:				
Felony:				
Capital punishment crimes.....	N/A	794	430	N/A
Crimes against persons.....	N/A	21,908	18,399	N/A
Crimes against property.....	N/A	31,122	26,599	N/A
Drugs.....	N/A	17,787	15,754	N/A
Other felonies.....	N/A	23,591	20,887	N/A
Total.....	N/A	95,202	82,069	N/A
Appeal	N/A	640	479	N/A
Total criminal	N/A	95,842	82,548	N/A
Juvenile:				
Criminal-type offenses:				
Delinquency	N/A	55,893	53,693	N/A
Non-offense:				
Dependency.....	N/A	20,830	17,823	N/A
Total juvenile.....	N/A	76,723	71,516	N/A
Grand total.....	N/A	434,920	397,385	N/A

	Trial ^d		
	Jury	Non-jury	Total
Civil ^m	3,045	139,529	142,574
Criminal ^m (felony)	2,764	1,528	4,292
Total	5,809	141,057	146,866

Civil dispositions

Dismissed before hearing 47,487

Criminal (felony) dispositions ^m			
Jury trial:	Before trial:		
Conviction	1,492	Convicted after plea ...	17,839
Acquitted or dismissed ..	904	Adjudication withheld ..	14,605
Convicted after plea	185	Dismissed	31,091
Adjudication withheld ...	183	Transferred to another court	8,262
Non-jury trial:		Other	5,980
Conviction	556		
Acquitted or dismissed ..	453		
Convicted after plea	142		
Adjudication withheld ...	377		

Boldface headings indicate the classifications used by the NCSP.
 N/A = This case type is handled by the court, but the data are unavailable.
 -- = Not applicable.

^dCase definition or unit of count:
 A civil case is counted with the filing of a petition or complaint.
 The criminal case unit of count is the number of defendants on the information, indictment, or complaint arising from a single criminal episode.
 A jury trial is counted when the jury is sworn.
 A non-jury trial is counted at the point when an opening statement or the introduction of any evidence occurs. All civil cases not disposed by jury trial or dismissed before trial are considered disposed by judge (non-jury trial).

^mCategories for disposition type or trial data:
 Civil trial data do not include estate or appeal cases.
 Criminal trial and disposition data totals do not include appeals.

Source: Office of State Courts Administrator, Florida Judicial System Statistical Report 1978 (Tallahassee, Florida). Statistics are from the annual report except that totals have been computed where necessary.

FLORIDA COUNTY COURT
Court of limited jurisdiction
67 counties, 190 judges
January 1, 1978 to December 31, 1978

	Beginning pending	Filed	Disposed	End pending
Civil^d:				
Law:				
Summary procedure ^j	N/A	163,170	155,353	N/A
Other civil cases ^j	N/A	52,038	46,158	N/A
Total	<u>N/A</u>	<u>215,208</u>	<u>201,511</u>	<u>N/A</u>
Total civil	N/A	215,208	201,511	N/A
Criminal^d:				
Misdemeanor	N/A	162,552	150,428	N/A
Ordinance violation:				
Municipal ordinance	N/A	53,609	41,892	N/A
County ordinance	N/A	18,032	15,470	N/A
Total	<u>N/A</u>	<u>71,641</u>	<u>57,362</u>	<u>N/A</u>
Total criminal	N/A	234,193	207,790	N/A
Traffic:				
Other traffic violation:				
Civil infractions	N/A	1,652,378	1,542,521	N/A
Criminal cases	N/A	481,079	403,923	N/A
Total	<u>N/A</u>	<u>2,133,457</u>	<u>1,946,444</u>	<u>N/A</u>
Total traffic	N/A	2,133,457	1,946,444	N/A
Grand total	N/A	2,582,858	2,355,745	N/A

	<u>Trial^d</u>		
	Jury	Non-jury	Total
Civil	100	137,830	137,930
Criminal	1,957	8,329	10,286
Traffic ^m	1,638	40,228	41,866
Total	<u>3,695</u>	<u>186,387</u>	<u>190,082</u>

Civil dispositions
Dismissed before hearing ...63,581

	<u>Traffic dispositions</u>		<u>Criminal dispositions</u>	
Civil infractions:			Jury trial:	Before trial:
After hearing	242,009		Conviction	Convicted after plea
Other than hearing	1,300,512		Acquittal or dismissed ..	Adjudication withheld ...
Criminal cases:			Convicted after plea	Dismissed
Bond estreature	8,846		Adjudication withheld ...	Transferred to
Plea	233,794		Non-jury trial:	another court
Other	119,417		Conviction	Other
			Acquittal or dismissed ..	
			Convicted after plea	
			Adjudication withheld ...	

Boldface headings indicate the classifications used by the NCSP.
N/A = This case type is handled by the court, but the data are unavailable.

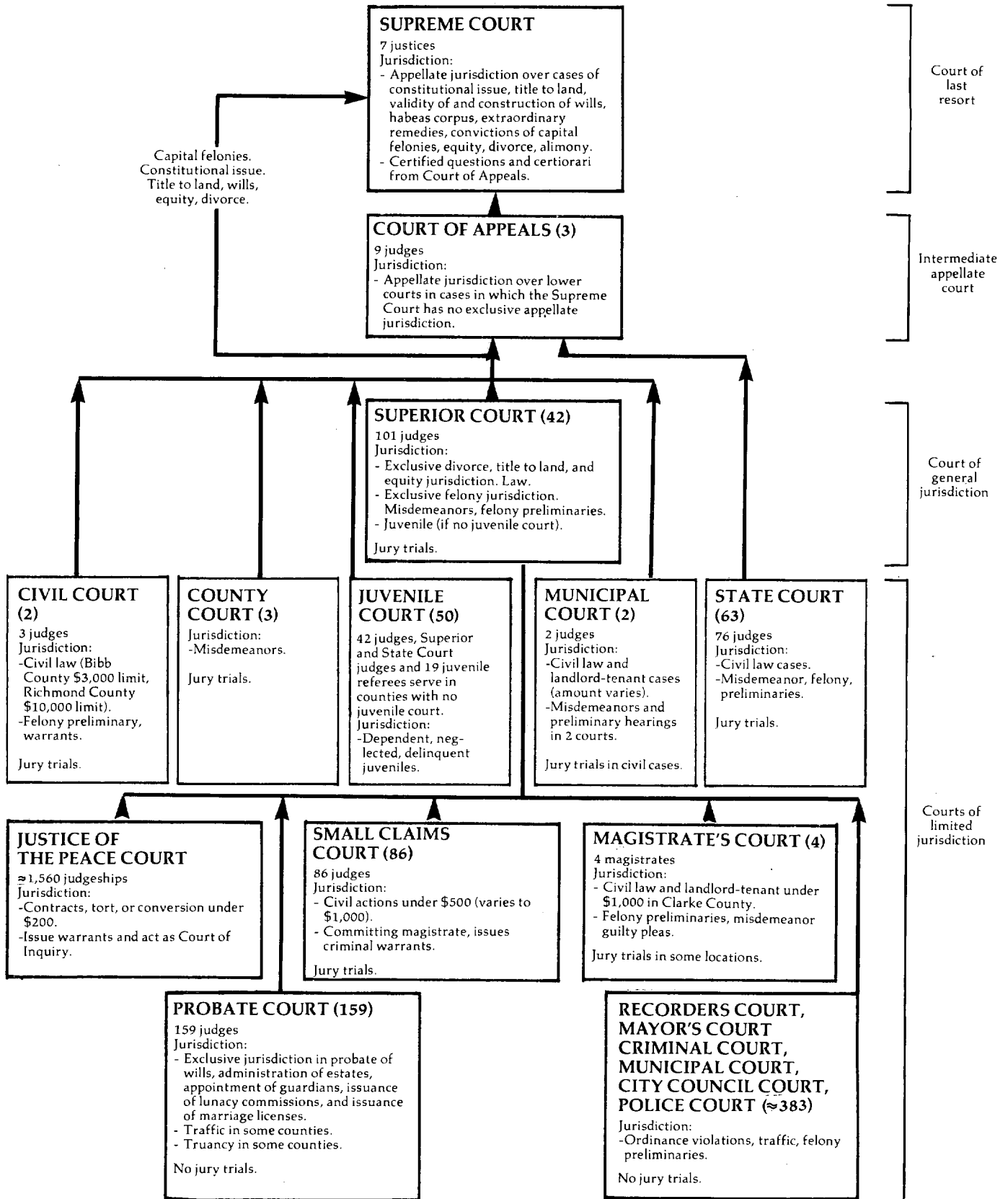
^dCase definition of unit of count:
A civil case is counted with the filing of a petition or complaint.
The criminal case unit of count is the number of defendants on the information, indictment, or complaint, from a single criminal episode.
A jury trial is counted when the jury is sworn.
A non-jury trial is counted at the point when an opening statement or the introduction of any evidence occurs. All civil cases not disposed by jury trial or dismissed before trial are considered disposed by judge (non-jury trial).

^jExplanation of data included in the category.
Summary procedure cases are those involving \$0 to \$1,500 in damages.
Other civil cases are those involving \$1,500 to \$2,500 as well as nonmonetary civil cases.

^mInformation on disposition type or trial data:
Trials are held for criminal traffic cases only. Hearings are held for civil infractions; these hearings are not included with the trial data.

Source: Office of State Courts Administrator, Florida Judicial System Statistical Report, 1978 (Tallahassee, Florida). Statistics are from the annual report except that totals have been computed where necessary.

GEORGIA COURT SYSTEM, 1978



↑ Indicates route of appeal.

GEORGIA SUPREME COURT^b
Court of last resort
7 justices
July 1, 1977 to June 30, 1978

	Beginning pending	Filed	Disposed	End pending
Cases:				
Appeals:				
Total appeals	N/A	X (113) ^e	977 ^h	N/A
Other cases:				
Requests to appeal:				
Applications for certiorari	N/A	X	359 (52) ^e	N/A
Applications (habeas corpus)	N/A	X	129 (33) ^e	N/A
Applications for interlocutory appeal	N/A	X	65 (28) ^e	N/A
Total	N/A	X	553 (113) ^e	N/A
Total other cases	N/A	X	553 (113) ^e	N/A
Total cases	N/A	1,506 (113)^e	1,530 (113)^e	N/A

Manner of disposition

Written opinion	760
Transfer to Court of Appeals	71
Other	33

Boldface headings indicate the classifications used by the NCSP.

N/A = This case type is handled by the court, but the data are unavailable.

^eCases not included in the total to avoid double counting:

Requests to appeal granted are not counted as disposed until the resulting **appeals** are disposed; similarly the resulting **appeals** are not counted as new filing. These granted **requests to appeal** are the numbers appearing in parentheses in the profile.

^hFigure was computed:

Appeals disposed figure was calculated from other disposition data.

Source: Unpublished data supplied by the clerk of the Supreme Court and "Analysis of the cases and enumerations of error decided by the Supreme Court of Georgia," a monograph written by Jonathan A. Weintraub and Patricia A. Meriwether in September, 1978. Statistics are taken from unpublished data and the monograph except that totals were computed where necessary.

GEORGIA COURT OF APPEALS^b
Intermediate appellate court
3 divisions, 9 judges
July 1, 1977 to June 30, 1978

	Beginning pending	Filed	Disposed	End pending
Cases:				
Appeals:				
Total appeals	0	X	N/A	0
Other cases:				
Original proceedings	0	X	N/A	0
Requests to appeal:				
Application in interlocutory matter	0	X	N/A	0
Total other cases	0	X	N/A	0
Total cases	0	2,000	N/A	0

Boldface headings indicate the classifications used by the NCSP.

N/A = This case type is handled by the court, but the data are unavailable.

X = The data for this case type are known to be included in the total but were not available by category.

^bParticular court or reporting system information:

During 1978, this court changed its reporting period from the calendar year to the fiscal year as a result, data displayed in this chart overlap by six months the data presented for this court for the 1977 court year.

Source: Unpublished data provided by the clerk of the Court of Appeals.

GEORGIA SUPERIOR COURT^{c1}
 Court of general jurisdiction
 42 circuits, 101 judges
 July 1, 1977 to June 30, 1978

	Beginning pending ¹¹	Filed	Disposed ¹	End pending ¹¹
Civil^d:				
Domestic relations	43,258 ¹	57,573	56,947 ¹	43,956 ¹
Other civil:				
General civil	42,448 ¹	34,880	30,830 ¹	44,484 ¹
Independent motions	18,730 ¹	18,244	15,632 ¹	22,179 ¹
Total	61,178 ¹	53,124	46,462 ¹	66,663 ¹
Total civil	104,436 ¹	110,697	103,409 ¹	110,619 ¹
Criminal^d:				
Felony	16,031 ¹	26,293	24,600 ¹	18,423 ¹
Misdemeanor	9,572 ¹	15,730	14,938 ¹	9,918 ¹
Total criminal	25,603 ¹	42,023	39,538 ¹	28,341 ¹
Traffic:				
Total traffic	3,145 ¹	12,807	13,548 ¹	3,517 ¹
Grand total	133,184¹	165,527	156,495¹	142,477¹

	Trial ^{dm}			Civil dispositions ^{lm}	
	Jury	Non-jury	Total	Before trial judgment	Dismissal or settlement
Civil:					
Domestic relations	309	29,298	29,607		
Other civil	1,752	10,976	12,728		
Total	2,061	40,274	42,335		
Criminal (counts):					
Felony	2,574	428	3,002	Domestic relations	15,442
Misdemeanor	254	260	514	Other civil ^m	15,246
Total	2,828	688	3,516	Five-year administration termination	406
Traffic (counts):					
Dead docket ^m	59	62	121		
Other	4,948	41,024	45,972		
Grand total	4,948	41,024	45,972		
	Criminal dispositions^{lm}			Traffic dispositions^{lm}	
	Felony	Misdemeanor	Total	Pleas	4,512
Pleas	25,345	8,227	33,572	Bond	8,748
Bond	0	3,257	3,257	Dismissal/nolle prosequi	1,125
Dismissal/nol prosequi	7,480	4,778	12,258	Dead docket ^m	102
Dead docket ^m	2,416	416	2,832	Other	141
Other	286	207	493		

Boldface headings indicate the classifications used by the NCSP.

^cJudge information:

Superior Court judges handle juvenile cases in those counties without Juvenile Courts. These cases are included on the Juvenile Court statistical profile.

^dCase definition or unit of count:

A civil case is counted with the filing of a petition or complaint.

The criminal case unit of count is the number of defendants on the indictment or accusation.

A jury trial is counted if tried to verdict.

A non-jury trial is counted if tried to decision.

^eChange in pending does not equal the difference between filings and dispositions:

Figures are as given by the annual report and the administrative office of the court.

^fData are not complete:

Beginning pending figure represents only cases filed between July 1, 1970, and June 30, 1977 that were not disposed prior to July 1, 1977.

Disposed and end pending figures represent only cases filed between July 1, 1970, and June 30, 1978 that were either disposed during or still pending at the end of 1978.

¹Special source or revision in data:

Beginning pending figures were taken from the 1977 annual report where they are given as end pending figures for the 1977 court year.

End pending, trial, and type of disposition figures were supplied by the administrative office of the courts during the process of data verification.

^mInformation on disposition type or trial data:

"Dead docket" refers to criminal or traffic cases which were placed on inactive status.

Trial and disposition category figures do not equal total dispositions for other civil, criminal, and traffic cases as a result of the use of differing counting methods in some circuits. Figures for trials and types of dispositions are given by the number of counts involved.

Source: Administrative Office of the Courts, *Fifth Annual Report* (Atlanta, Georgia: February, 1979). Statistics are from the annual report except that totals have been computed where necessary, and additional data were supplied by the administrative office of the court during data verification.

GEORGIA STATE COURT AND COUNTY COURT
Court of limited jurisdiction
63 courts, 76 judges; 3 courts
July 1, 1977 to June 30, 1978

	Beginning pending	Filed	Disposed	End pending
Civil^d:				
General civil	39,316 ^{fh}	88,202	84,921	42,597 ^l
Independent motion ^b	25,986 ^{fh}	59,491	55,154	30,323 ^l
Total civil	65,302 ^{fh}	147,693	140,075	72,920 ^l
Criminal^d:				
Misdemeanor	24,796 ^h	73,402	68,000	30,198 ^l
Total criminal	24,796 ^h	73,402	68,000	30,198 ^l
Traffic:				
Total traffic	26,320 ^h	173,221	164,098	35,443 ^l
Grand total	116,418 ^f	394,316	372,173	138,561 ^l

	Trial ^{dl}			Civil dispositions ^{lm}		
	Jury	Non-jury	Total			
Civil	945	4,954	5,899	Judgment	103,078	
Criminal	948	1,910	2,858	Dismissal/settled	19,355	
Traffic	347	2,568	2,915	Five-year administrative termination	37	
Total	2,240	9,432	11,672			
	Criminal dispositions ^{lm}			Traffic dispositions ^{lm}		
	Plea	42,928		Plea	67,294	
	Bond	7,091		Bond	90,457	
	Dismissal/nolle prosequi	14,689		Dismissal/nolle prosequi	10,995	
	Dead docket ^m	3,801		Dead docket ^m	1,815	
	Other	250		Other	754	

Boldface headings indicate the classifications used by the NCSP.

^bParticular court or reporting system information:

Independent motion cases were first counted in fiscal year 1977.

^dCase definition or unit of count:

A civil case is counted with the filing of a petition or complaint.

The criminal case unit of count is the number of defendants on the indictment or accusation.

A jury trial is counted if tried to verdict.

A non-jury trial is counted if tried to decision.

^fBeginning pending figure for the 1978 court year does not equal the end pending figure for the 1977 court year:

Figures are as calculated from the data given.

^hFigure was computed:

Beginning pending figures were computed from filed, disposed, and end pending data given in the annual report.

^lSpecial source or revision in data:

End pending, trial, and type of disposition data were supplied by the administrative office of the court during data verification.

^mInformation on disposition type or trial data:

"Dead docket" refers to **criminal** or **traffic** cases which were put on inactive status.

Trial and disposition category figures do not equal total dispositions for **civil**, **criminal**, and **traffic** cases as a result of the use of differing counting methods. Figures for **criminal** trials and type of disposition are given by the number of counts involved.

Source: Administrative Office of the Courts, Fifth Annual Report (Atlanta, Georgia: February, 1979). Statistics are from the annual report except that totals have been computed where necessary, and additional data were supplied by the administrative office of the court during data verification.

GEORGIA PROBATE COURT
Court of limited jurisdiction
159 counties, 159 judges
July 1, 1977 to June 30, 1978

	Beginning pending	Filed	Disposed	End pending
Civil:				
Estate	N/A	N/A	N/A	N/A
Total civil	N/A	N/A	N/A	N/A
Criminal^d:				
Misdemeanor	259h	5,323	5,291	291i
Total criminal	259h	5,323	5,291	291i
Traffic:				
Total traffic	10,254h	133,678	131,106	12,826 ^l
Grand total	10,513^{fh}	139,001ⁱ	136,397ⁱ	13,117^{il}

	Trial ^{dm}			Criminal dispositions ^{lm}			Traffic dispositions ^{lm}						
	Jury	Non-jury	Total	Plea	Bond	Dismissal/nolle prosequi	Dead docket ^m	Other	Plea	Bond	Dismissal	Dead docket ^m	Other
Criminal	--	7	7	1,633	3,240	411	0	30	30,695	94,639	6,097	12	313
Traffic	--	599	599										
Total	--	606	606										

Boldface headings indicate the classifications used by the NCSP.
 N/A = This case type is handled by the court, but the data are unavailable.
 -- = Not applicable.

- ^dCase definition or unit of count:
 The criminal case unit of count is the number of defendants on the indictment or accusation.
 A non-jury trial is counted if tried to decision.
- ^fBeginning pending figure for the 1978 court year does not equal the end pending figure for the 1977 court year:
 Figure is as calculated from the data supplied.
- ^hFigure was computed:
 Beginning pending figure was calculated from filed, disposed, and end pending data.
- ⁱData are not complete:
 Grand total figures do not include civil cases. Although civil cases are handled by the Probate Court, no data concerning them were available for inclusion in the court profile.
- ^lSpecial source or revision in the data:
 Criminal and traffic disposition and end pending information was supplied by the administrative office of the court during data verification.
- ^mInformation on disposition type or trial data:
 "Dead docket" refers to criminal or traffic cases which were put on inactive status.
 Trial and disposition category figures do not equal total dispositions for criminal and traffic cases as a result of the use of different counting methods. Figures for trials and type of disposition are given by the number of counts involved.

Source: Administrative Office of the Courts, Fifth Annual Report (Atlanta, Georgia: February, 1979). Statistics are from the annual report except that totals have been computed where necessary, and additional data were supplied by the administrative office of the court during data verification.

GEORGIA JUVENILE COURT^{c1}
 Court of limited jurisdiction
 50 courts, 42^c judges
 July 1, 1977 to June 30, 1978

	Beginning pending	Filed ^j	Disposed ^{ij}	End pending
Traffic:				
Other traffic violation:				
Juvenile traffic	N/A	2,317	2,170 ⁱ	264
Total traffic	N/A	2,317	2,170 ⁱ	264
Juvenile:				
Criminal-type offense:				
Delinquent	N/A	20,393	19,048 ⁱ	3,188
Status offense:				
Unruly	N/A	8,041	7,617 ⁱ	1,280
Non-offense:				
Deprived	N/A	4,387	4,016 ⁱ	800
Other juvenile:				
Special proceedings	N/A	1,022	1,004 ⁱ	235
Total juvenile	N/A	33,843	31,685 ⁱ	5,267
Grand total	N/A	36,160	33,855 ⁱ	5,531

Boldface headings indicate the classifications used by the NCSP.

N/A = This case type is handled by the court, but the data are unavailable.

^cJudge information:

There were 8 full-time and 34 part-time Juvenile Court judges serving this court. In addition, 6 State Court judges, 36 Superior Court judges, and 19 appointed referees serve as juvenile judges, handling cases in counties with no Juvenile Court. Data from these 61 other judges are included in this profile.

Superior Court judges handle juvenile cases in those counties without a separate Juvenile Court. Those cases are included in these Juvenile Court figures.

ⁱData are not complete:

Disposed figures do not include data for Ware County.

^jExplanation of data included in the category:

Filed figures are the number of children against which complaints or petitions were filed in Superior, State, or Juvenile Courts.

Disposed figures are the number of children for which all charges against them are disposed.

^lSpecial source or revision in data:

Disposition and end pending figures were supplied by the state court administrative office during the data verification process.

Source: The Administrative Office of the Courts, Fifth Annual Report (Atlanta, Georgia: February, 1979). Statistics are from the annual report except that totals have been computed where necessary, and additional information was supplied by the administrative office of the courts during data verification.

GEORGIA MUNICIPAL COURT
 Court of limited jurisdiction
 2 courts, 2 judges
 July 1, 1977 to June 30, 1978

There were no data available for cases handled in the Municipal Court for fiscal year 1978.

GEORGIA CIVIL COURT
 Court of limited jurisdiction
 2 courts, 3 judges
 July 1, 1977 to June 30, 1978

There were no data available for cases handled in the Civil Court for fiscal year 1978.

GEORGIA SMALL CLAIMS COURT
 Court of limited jurisdiction
 86 courts, 86 judges
 July 1, 1977 to June 30, 1978

There were no data available for cases handled in the Small Claims Court for fiscal year 1978.

GEORGIA MAGISTRATE'S COURT
 Court of limited jurisdiction
 4 courts, 4 magistrates
 July 1, 1977 to June 30, 1978

There were no data available for cases handled in the Magistrate's Court for fiscal year 1978.

GEORGIA JUSTICE OF THE PEACE COURT
 Court of limited jurisdiction
 ~1560 judgeships
 July 1, 1977 to June 30, 1978

There were no data available for cases handled in the Justice of the Peace Court for fiscal year 1978.

**GEORGIA RECORDER'S COURT, MAYOR'S COURT, MUNICIPAL COURT,
 CITY COUNCIL COURT, POLICE COURT, AND CRIMINAL COURT**
 Court of limited jurisdiction
 ~383 courts
 July 1, 1977 to June 30, 1978

There were no data available for cases handled in the Recorder's Court, Mayor's Court, Municipal Court, City Council Court, Police Court, or Criminal Court for fiscal year 1978.

GUAM COURT SYSTEM, 1978

Appeals to the United States
District Court for the Territory
of Guam (9th Circuit)



SUPERIOR COURT
5 judges
Jurisdiction:
- Original jurisdiction in all civil cases arising under the laws of Guam except for causes arising under the constitution, treaties, laws of the United States, and any other matter involving the Territorial Income Tax Law.
- Original jurisdiction in all criminal cases arising under the laws of Guam except for causes arising under the constitution, treaties, laws of the United States, and any other matter involving the Territorial Income Tax Law.
- Original jurisdiction in traffic matters. Appellate jurisdiction over traffic cases with a fine greater than \$25 or a jail sentence. Traffic Violations Bureau processes all traffic citations, illegal parking, and moving violations.
- Original jurisdiction in all juvenile matters.
Jury trials.



Court of
general
jurisdiction

↑ Indicates route of appeal.

GUAM SUPERIOR COURT
Court of general jurisdiction
1 court, 5 judges
January 1, 1978 to December 31, 1978

	Beginning pending	Filed	Disposed	End pending
Civil^d:				
Law:				
Civil	2,204	930	2,501	633
Small claims	2,958	2,326	3,925	1,359
Real property rights:				
Land registration	132	27	142	17
Domestic relations:				
Domestics	437	816	919	334
Estate	827	155	941	41
Other civil:				
Special proceedings	355	236	525	66
Total civil	6,913	4,490	8,953	2,450
Criminal^d:				
Felony	203	271	248	226
Misdemeanor	137	414	345	206
Total criminal	340	685	593	432
Traffic:				
Total traffic	3,303	18,512	16,948	4,876
Juvenile:				
Criminal-type offense:				
Juvenile delinquency	144	816	935	25
Other juvenile:				
Juvenile special proceedings	237	119	338	18
Total juvenile	381	935	1,273	43
Grand total	10,937	24,622	27,767	7,792

Boldface headings indicate the classifications used by the NCSP.

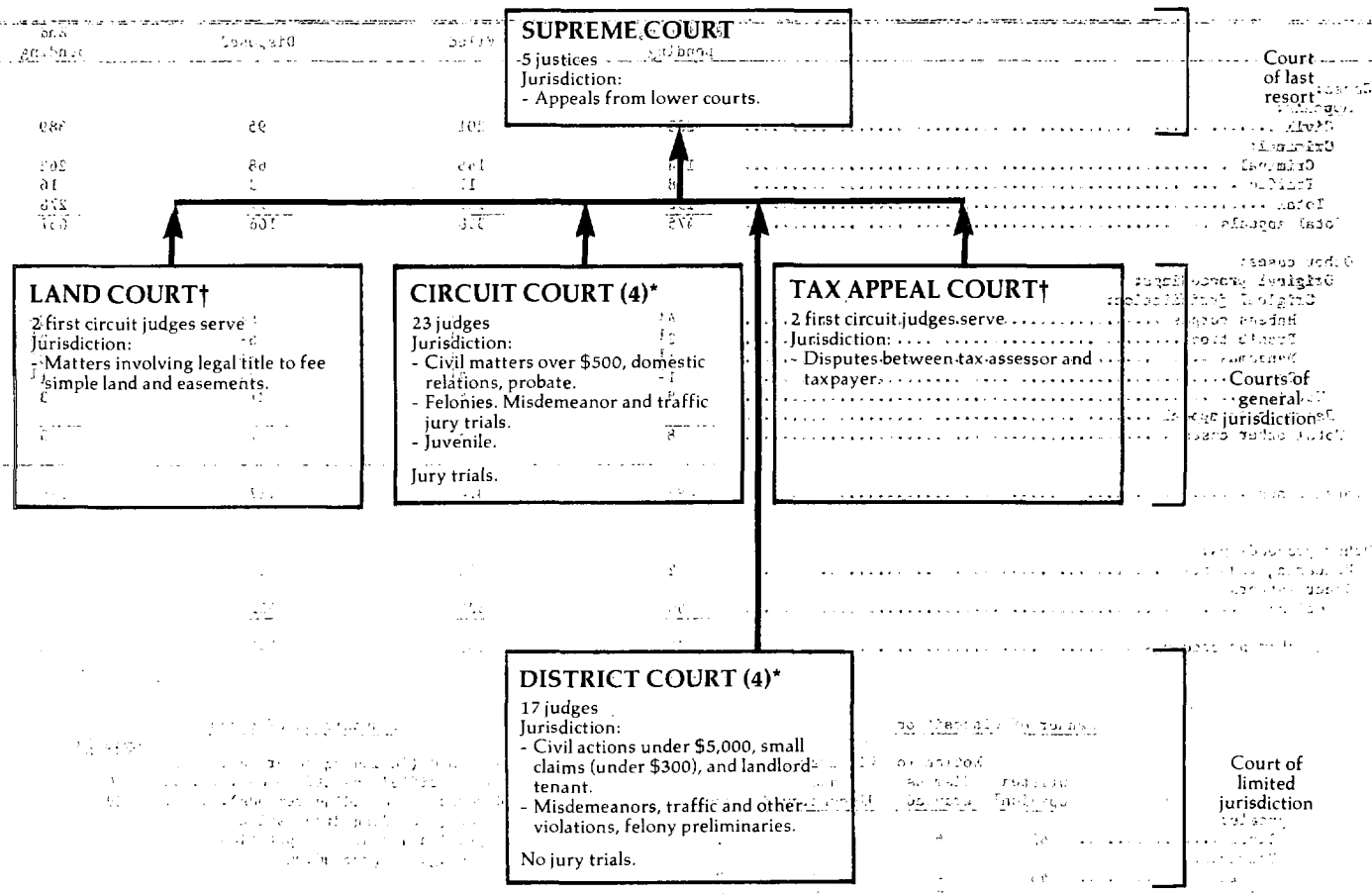
^dCase definition or unit of count:

A civil case is counted with the filing of a petition or complaint.

The criminal case unit of count is the number of informations, indictments, or complaints.

Source: Superior Court of Guam, 1978 Annual Report (Agana, Guam). Statistics are from the annual report except that totals have been computed where necessary.

HAWAII COURT SYSTEM, 1978



↑ Indicates route of appeal

† The Land Court and Tax Appeal Court hear special cases, but are considered general jurisdiction courts for this report because circuit judges serve.

* The Circuit Court and District Court are both courts of record. District Courts hear high volume cases. The Circuit Court hears all jury trials. For purposes of this report, the Circuit Court is considered a court of general jurisdiction since it handles felony cases.

HAWAII SUPREME COURT
 Court of last resort
 5 justices
 July 1, 1977 to June 30, 1978

	Beginning pending	Filed	Disposed	End pending
Cases:				
Appeals:				
Civil	283	201	95	389
Criminal:				
Criminal	184	146	68	262
Traffic	8	11	3	16
Total	<u>192</u>	<u>157</u>	<u>71</u>	<u>278</u>
Total appeals	<u>475</u>	<u>358</u>	<u>166</u>	<u>667</u>
Other cases:				
Original proceedings:				
Original jurisdiction:				
Habeas corpus	4 ¹	4 ¹	3 ¹	0 ¹
Prohibition	2 ¹	6 ¹	6 ¹	2 ¹
Mandamus	1 ¹	4 ¹	5 ¹	0 ¹
Other	1 ¹	2 ¹	2 ¹	1 ¹
Total	<u>8</u>	<u>16</u>	<u>21</u>	<u>3</u>
Requests to appeal				
Total other cases	<u>8</u>	<u>16</u>	<u>21</u>	<u>3</u>
Total cases	<u>483</u>	<u>374</u>	<u>187</u>	<u>670</u>
Other proceedings:				
Rehearing requests	2	11	10	3
Other matters:				
Motions	<u>50</u>	<u>522</u>	<u>532</u>	<u>40</u>
Total other proceedings	<u>52</u>	<u>533</u>	<u>542</u>	<u>43</u>

	<u>Manner of disposition</u>				<u>Disposition of cases</u>	
	Written opinion ^m	Motion to dismiss and granted	Withdrawals and discontinued	Other	Affirmed (including reversed in part and modified and affirmed)	<u>Appeals</u>
Appeals:					Reversals (including remands).....	29
Civil	47	6	41	1	Other (including dismissal of appeal and denial of petition in original proceeding)	8
Criminal:						
Criminal	45	4	17	2		
Traffic	0	0	3	0		
Original proceedings ..	5	0	0	16		
Rehearing requests.....	4	0	0	6		
Motions.....	<u>10</u>	<u>0</u>	<u>0</u>	<u>522</u>		
Total	<u>111</u>	<u>10</u>	<u>61</u>	<u>547</u>		

Time periods¹ (average months)

	<u>Appeals</u>			<u>Original proceedings</u>
	<u>Civil</u>	<u>Criminal</u>	<u>Other</u>	
Appeal filed to regular opinion filed	28.2	26.4	0.0	2.6
Appeal filed to memorandum opinion filed	17.3	19.8	0.0	0.3

Boldface headings indicate the classifications used by the NCSP.

¹Special source or revision in data:
 The breakdown of **original jurisdiction** cases was supplied by the office of the clerk of the Supreme Court.
^mCategories for disposition type or trial data:
 Written opinions include both full and per curiam opinions. There were 113 opinions written on 111 cases.

Source: Administrative Director of the Courts, State of Hawaii: Annual Report 1977-1978 (Honolulu, Hawaii: 1979). Source of case data is included in the annual report. Statistics are from the annual report except that totals have been computed where necessary, and additional data were supplied by the clerk of court during data verification.

HAWAII CIRCUIT COURT
Court of general jurisdiction
4 circuits, 23^c judges
July 1, 1977 to June 30, 1978

	Beginning pending	Filed	Disposed	End pending
Civil^d:				
Tort:				
Auto tort:				
Personal injury or property damage or both, motor vehicle ..	1,268	629	738	1,159
Other tort:				
Personal injury or property damage or both, non-motor vehicle	867	526	475	918
Total	2,135	1,155	1,213	2,077
Contract	1,879	1,434	1,399	1,914
Real property rights:				
Condemnation	220	38	82	176
Land ^j	9	0	0	9
Mechanics' and materialmen's lien	177	159	147	189
Total	406	197	229	374
Domestic relations:				
Marriage dissolution:				
Divorce	2,947	5,693	5,058	3,582
Annulment	13	19	14	18
Separation and separate maintenance	120	105	83	142
Total	3,080	5,817	5,155	3,742
Support/custody:				
Uniform reciprocal enforcement	661	2,401	1,847	1,215
Adoption:				
Adoption proceedings	436	714	593	557
Other domestic relations:				
Paternity/parental proceedings	626	657	569	714
Miscellaneous proceedings--Family Court ^j	722	1,580	1,150	1,152
Adult's referrals	368	803	825	346
Supplemental proceedings--Family Court	2,138	2,684	2,188	2,634
Total	3,854	5,724	4,732	4,846
Total	8,031	14,656	12,327	10,360
Estate:				
Probate/wills/intestate:				
Regular probate	2,418	675	705	2,388
Small estate over \$10,000	0	40	1	39
Small estate over \$700	462	595	409	648
Small estate under \$700	259	241	262	238
Total	3,139	1,551	1,377	3,313
Guardianship/conservatorship/trusteeship:				
Regular guardianship	2,925	338	154	3,109
Small guardianship	826	23	97	752
Special	292	0	16	276
Total	4,043	361	267	4,137
Total	7,182	1,912	1,644	7,450
Mental health	(j)	(j)	(j)	(j)
Other civil:				
Naturalization	216	532	628	120
Other civil action	2,370	1,357	1,256	2,471
Other special proceedings	631	303	122	812
Supplemental proceedings ^j	1,012	964	774	1,202
District Court transfers ^j	157	106	123	140
Total	4,386	3,262	2,903	4,745
Total civil	24,019	22,616	19,715	26,920
Criminal^d:				
Felony¹	1,999 ¹	1,729 ¹	1,396 ¹	2,332 ¹
Misdemeanor¹	538 ¹	308 ¹	286 ¹	560 ¹
Other criminal:				
Criminal actions in Family Court	30	60	50	40
Total criminal	2,567	2,097	1,732	2,932
Traffic:				
DWI/DUI:				
Driving under the influence	11	9	11	9
Other traffic violations:				
Traffic offenses	39	15	23	31
Juvenile traffic	45	57	66	36
Total	84	72	89	67
Total traffic	95	81	100	76
Juvenile:				
Criminal-type offense:				
Law violation	2,036	4,785	4,843	1,978
Status offense:				
Needing protective supervision	518	1,367	1,348	537
Non-offense:				
Needing services	167	365	290	242
Other juvenile:				
Other	138	360	345	153
Supplemental proceedings	555	879	925	509
Total	693	1,239	1,270	662
Total juvenile	3,414	7,756	7,751	3,419
Grand total	30,095	32,550	29,298	33,347

(continued on next page)

<u>Trial^d</u>			<u>Criminal dispositions</u>		
	Jury	Non-jury	Total		
Civil:				Felony and misdemeanor	
Tort:				Other criminal	Total
Auto tort	16	8	24	Plea (no trial held)	638
Other tort	21	14	35	Dismissal	245
Total	37	22	59	Nolle prosequi (no service)	308
Contract	13	63	76	Other	178
Real property rights	1	5	6		
Domestic relations	20	47	67		
Other civil	19	72	91		
Total civil	90	209	299		
Criminal:				Traffic dispositions	
Felony and misdemeanor ...	246	67	313		
Other criminal	0	3	3		
Total criminal	246	70	316		
Traffic:				Other traffic	
DWI/DUI	0	0	0	DWI/DUI	violation
Other traffic violations ..	2	0	2	Contested hearing (juvenile)	7
Total traffic	2	0	2	Uncontested hearing (juvenile)	16
Grand total	338	279	617	Dismissed	4
				Nolle prosequi (no service)	2
				Plea (no trial held)	5
				Counseling service (juvenile)	42
				Other	11
					17

Civil dispositions

	Auto tort	Other tort	Contract	Real property rights	Domestic relations	Estate	Other civil	Total
Contested hearing	0	0	0	8	1,603	5	202	1,818
Uncontested hearing	2	1	22	8	5,665	965	767	7,430
Dismissal	575	337	620	38	--	29	873	2,472
No service	17	7	39	0	--	--	19	82
No answer	24	11	340	2	--	--	82	459
No statement of readiness	11	15	38	0	--	--	58	122
No trial held	64	35	53	7	560	--	37	756
Counseling service	--	--	--	--	809	--	--	809
Other	21	34	211	160	3,623	645	774	5,468

Juvenile dispositions

	Criminal-type offense	Status offense	Non-offense	Other juvenile	Total
Contested hearing	765	69	138	102	1,074
Uncontested hearing	1,955 ¹	263	102	174	2,924
Counseling service	1,763	951	20	252	2,986
Other	360	65	30	742	1,197

Boldface headings indicate the classifications used by the NCSP.

-- = Not applicable.

^cJudge information:

There are a total of 23 (16 circuit, 2 family, and 5 district family) judges that hear Circuit Court proper and Family Court cases. In the first circuit, Family Court cases are heard by the 2 Family Court and 5 District Family Court judges. In the other three circuits, both circuit and district court judges hear Family Court cases in addition to their regular assignments. All Family Court data are included with the Circuit Court data on this table and in the summary tables in Part I of this report.

^dCase definition or unit of count:

A civil case is counted with the filing of a petition or complaint.

The criminal case unit of count is the number of defendants on the information or indictment.

A jury trial is counted when the jury is sworn.

A non-jury trial is counted at the point when an opening statement or the introduction of any evidence occurs.

^jExplanation of data included in the category:

Land cases handled by the Land Court are not included.

Miscellaneous family contains mental health cases.

Supplemental proceedings in the other civil category include supplemental proceedings on criminal as well as civil cases.

District Court transfers are cases initiated in the District Court that demand a jury trial.

¹Special source or revision in data:

Data breakdown for felony and misdemeanor cases was obtained by telephone from the administrative office of the courts.

This figure was corrected by the administrative office of the court during data verification.

Source: Administrative Director of the Courts, State of Hawaii: Annual Report 1977-1978 (Honolulu, Hawaii: 1979). Statistics are from the annual report except that totals have been computed where necessary, and corrections and additional data were supplied by the state court administrative office during data verification.

HAWAII LAND COURT^a
Court of general jurisdiction
2 first circuit judges serve
July 1, 1977 to June 30, 1978

	beginning pending	beginning pending	Beginning pending	Filed	Disposed	End pending
Civil^d:						
Real property rights:						
Contested land registration cases	83	53	47	53	47	83
Total civil	83	53	47	53	47	83
Grand total^k	83	53	47	53	47	83

Boldface headings indicate the classifications used by the NCSP.

^aCourt jurisdiction: Data for the Land Court are included with the general jurisdiction courts because circuit judges serve. The Circuit Court also handles some land cases.

^dCase definition or unit of count: A civil case is counted with the filing of a petition or complaint.

^kAdditional information: In addition to the 53 contested land registrations filed, there were 2,801 ex parte petitions filed.

Source: Administrative Director of the Courts, State of Hawaii: Annual Report 1977-1978 (Honolulu, Hawaii: 1979). Statistics are from the annual report except that totals have been computed where necessary.

HAWAII TAX APPEAL COURT^a
Court of general jurisdiction
2 first circuit judges serve
July 1, 1977 to June 30, 1978

	beginning pending	beginning pending	Beginning pending	Filed	Disposed	End pending
Civil:						
Appeal:						
Appeal of administrative agency case	25	47	25	47	25	47
Total civil	25	47	25	47	25	47
Grand total	25	47	25	47	25	47

Boldface headings indicate the classifications used by the NCSP.

^aCourt jurisdiction: Data for the Tax Appeal Court are included with the general jurisdiction courts because circuit judges serve.

^dCase definition or unit of count: A civil case is counted with the filing of a petition or complaint.

Source: Administrative Director of the Courts, State of Hawaii: Annual Report 1977-1978 (Honolulu, Hawaii: 1979). Statistics are from the annual report except that totals have been computed where necessary.

HAWAII DISTRICT COURT
 Court of limited jurisdiction
 4 districts, 17^c judges
 July 1, 1977 to June 30, 1978

	Beginning pending	Filed	Disposed	End pending
Civil^d:				
Tort	1,150	877	726	1,301
Contract:				
Assumpsit	4,120	7,741	7,290	4,571
Small claims	492	1,313	1,325	480
Real property rights:				
Summary possession	784	800	660	924
Appeal:				
Appeal of administrative agency case:				
Nonpayment of taxes	252	62	54	260
Other civil	59	147	145	61
Total civil	6,857	10,940	10,200	7,597
Criminal^d:				
Misdemeanor	X	X	16,867	X
Ordinance violation:				
Other violations	900	20,856	18,888	2,868
Preliminary hearing:				
Felony	X	X	783	X
Total criminal	5,020	38,303	36,538	6,785
Traffic:				
DWI/DUI:				
Driving under the influence	911	2,613	2,493	1,031
Parking	4,160	472,077	454,982	21,255
Other traffic violation:				
Moving arrest and citation	30,042	126,585	125,781	30,846
Non-moving	18,921	66,765	59,705	25,981
Total	48,963	193,350	185,486	56,827
Total traffic	54,034	668,040	642,961	79,113
Grand total	65,911	717,283	689,699	93,495

		<u>Civil dispositions</u>		
	<u>Non-jury trial^d</u>	<u>Discontinuance/ dismissed</u>	<u>Default/ confession</u>	<u>Commitment to cir- cuit court, jury trial demanded</u>
Civil:				
Tort	59	356	278	33
Contract	141	1,728	5,388	33
Small claims	506	503	312	4
Real property rights	55	266	319	20
Other civil	22	13	41	0
Total civil	783	2,942	6,382	93
Other civil				
agency case		76	44	3
Other civil		76	44	3
Total		2,942	6,382	93
Total				
		2,942	6,382	93
		<u>Criminal dispositions</u>		
	<u>Misdemeanor</u>	<u>Ordinance violation</u>	<u>Total</u>	<u>Traffic dispositions</u>
Misdemeanor and ordinance violation:				
Nolle prosequi	1,271	376	1,647	<u>DWI/DUI</u>
Total conviction	7,527	1,131	8,658	56
Discharge/dismissal	4,907	868	5,775	801
Stricken	1,052	1,115	2,167	2,162
Bail forfeiture	1,643	15,390	17,033	17,192
Commitment to Circuit Court, jury trial demanded	467	8	475	136
Preliminary hearing:				
Stricken or discharged	--	--	145	4,500
Committed to grand jury	--	--	456	26
Committed to circuit court	--	--	182	45,840
Other traffic				
				386,649
				73,935
				6
				39

Boldface headings indicate the classification used by the NCSP.

X = The data for this case type are known to be included in the total but were not available by category.

-- = Not applicable.

^cJudge information:

The five district judges in the second, third, and fifth circuits hear Family Court cases in addition to their regular assignments. These Family Court cases are displayed with the Circuit Court data in this report.

^dCase definition or unit of count:

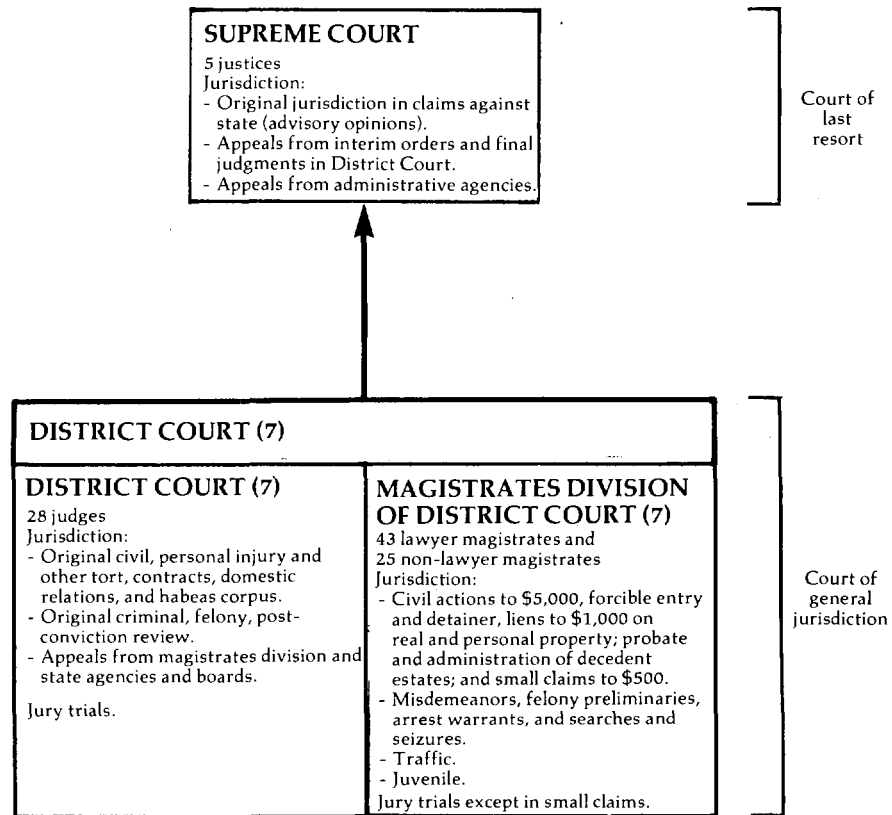
A civil case is counted with the filing of a petition or complaint.

The criminal case unit of count is the individual offense on the information or complaint.

A non-jury trial is counted at the point when an opening statement or the introduction of any evidence occurs.

Source: Administrative Director of the Courts, State of Hawaii: Annual Report 1977-1978 (Honolulu, Hawaii: 1979). Statistics are from the annual report except that totals have been computed where necessary.

IDAHO COURT SYSTEM, 1978



↑ Indicates route of appeal.

IDAHO SUPREME COURT
Court of last resort
5 justices
January 1, 1978 to December 31, 1978

Cases:	Beginning pending	Filed ^j	Disposed	End pending
Appeals:				
Civil:				
Auto negligence	5	1	3	3
Other negligence	3	0	2	1
Tax appeals	9	3	5	7
Domestic relations	16 ^f	12	12	16
Environment/zoning	1	1	1	1
Other	243	156	136	263
Total	277^f	173	159	291
Criminal:				
Judgments	100 ^f	59	46	113
Other	17	18	16	19
Total	117^f	77	62	132
Postconviction remedy:				
Postconviction relief	5 ^f	3	4	4
Habeas corpus appeals	5	10	5	10
Total	10^f	13	9	14
Appeal of administrative agency case:				
Workmen's compensation	32	29	22	39
Public utility commission	13	8	9	12
Total	45	37	31	51
Juvenile:				
YRA and CPAJ	5	4	3	6
Other appeals:				
Interlocutory appeals	4	19	14	9
Total appeals	458^f	323	278	503
Other cases:				
Original proceedings:				
Original jurisdiction:				
Habeas corpus	2	3	5	0
Mandamus	4	5	9	0
Prohibition	1	3	2	2
Other	1	5	6	0
Total	8	16	22	2
Disciplinary matter:				
Disciplinary	3	1	1	3
Total	11	17	23	5
Requests to appeal	11	17	23	5
Total other cases	11	17	23	5
Total cases	469^f	340	301	508
Other proceedings:				
Rehearing requests	8 ^h	40	38	10
Other matters:				
Extension of time	N/A	544	535	N/A
Motion to dismiss	N/A	137	136	N/A
Other	N/A	480	423	N/A
Total	N/A	1,161	1,094	N/A
Total other proceedings	8ⁱ	1,201	1,132	10^l

Manner of disposition

	Appeals				Original jurisdiction	
	Civil and juvenile	Criminal and postconviction remedy	Administrative agency	Total	Total	Total
Cases disposed with opinion	105	35	15	155	2	157 ^m
Number of majority opinions	89	29	13	131	2	133 ^m
Per curiam opinions	16	6	2	24	0	24 ^m
Cases disposed without opinion	71	36	16	123	20	143

Time interval (average days)

	Civil and juvenile	Criminal and postconviction	Administrative agency
Appeal:			
Filing to at issue	218	262	197
At issue to hearing	277	184	192
Hearing to final closure	180	199	213

Boldface headings indicate the classifications used by the NCSP.

Blank space = Not enough information is known. The case category may or may not be handled by the court.

N/A = This case type is handled by the court, but the data are unavailable.

^fBeginning pending figure for the 1978 court year does not equal the end pending figure for the 1977 court year:

Corrections were made based on an inventory of cases.

^hFigure was computed:

Beginning pending figure was calculated from filing, disposition, and end pending data.

Data are not complete:

Total other proceedings pending figures do not include other matters (extension of time, motion to dismiss, other).

Explanation of data included in the category:

Filed figures include cases added and cases transferred.

YRA cases are juvenile delinquency cases filed under the Youth Rehabilitation Act. CPA cases involve dependent or neglected children petitions filed under the Child Protection Act.

Information on disposition type or trial data:

In addition to the 133 majority and 24 per curiam opinions, there were 44 dissenting and 24 special concurring opinions.

Source: Administrative Office of the Courts, The Idaho Courts 1978 Annual Report, and The Idaho Courts 1978 Annual Report Appendix (Boise, Idaho). Statistics are from the annual report except that totals have been calculated where necessary.

	Beginning pending	Filed	Disposed	End pending
IDAHO DISTRICT COURT				
Court of general jurisdiction, 7 districts, 28 judges, January 1, 1978 to December 31, 1978				
	0	11,612	10,941	9,365
Civil:				
Tort:				
Personal injury/property damage	1,262	1,026	929	1,359
Small claims	1	0	1	0
Domestic relations:				
Support/custody:				
Support proceedings	444	610	549	505
Adoption	1	2	2	1
Other domestic relations:				
Domestic relations	1,437	2,190	2,298	1,329
Total	1,882	2,802	2,849	1,835
Estate:				
Probate/wills/intestate:				
Informal estate	8	7	5	10
Formal estate	11	0	2	1
Total	19	7	7	11
Guardianship/conservatorship/trusteeship:				
Guardianship of minors	2	2	0	2
Guardianship of incapacitated	4	2	0	2
Total	6	4	0	4
Appeal:				
Appeal of trial court case:				
Civil appeal	177	233	203	207
Special proceeding appeal	29	38	37	30
Total	206	271	240	237
Extraordinary writ:				
Habeas corpus	54	200	188	66
Other civil:				
Other complaints and petitions	4,026	4,101	3,619	4,508
All other special hearings	42	74	71	45
Total	4,068	4,175	3,690	4,553
Total civil	7,488	8,483	7,906	8,065
Criminal:				
Felony:				
Felony--drug	191	297	335	153
Felony--driving while intoxicated	96	190	189	97
Other felony	816	2,358	2,236	938
Total	1,103	2,845	2,760	1,188
Misdemeanor:				
Misdemeanor--drug	16	36	39	13
Other misdemeanor	26	165	156	35
Total	42	201	195	48
Appeal	56	67	65	58
Total criminal	1,201	3,113	3,020	1,294
Traffic:				
DWI/DUI:				
Misdemeanor--driving while intoxicated	0	14	13	1
Other traffic violation:				
Traffic	2	1	0	3
Total traffic	2	15	13	4
Juvenile:				
Criminal-type offense:				
Youth Rehabilitation Act--other	2	0	1	1
Non-offense:				
Child Protection Act	1	1	1	1
Total juvenile	3	1	2	2
Grand total	8,694	11,612	10,941	9,365

(continued on the next page)

<u>Total trial^d</u>		<u>Time interval (average days)</u>					
Civil:		Criminal:		Filing to issue	At issue to closure	Filing to closure	First appearance to closure
Tort	250	Felony	2,052				
Small claims	1	Misdemeanor	138				
Domestic relations:		Appeal	19				
Support/custody	137	Total criminal	2,209	Days to disposition:			
Adoption	1	Traffic:		Civil:			
Other domestic relations	1,423	DWI/DUI	5	Cases closed by dismissal	N/A	N/A	481
Total	1,561	Other traffic violations ..	0	Cases disposed by hearing or trial	304	138	442
Estate:		Total traffic	5	Criminal and traffic^h:			
Probate/wills/intestate	3	Juvenile:		Cases disposed by dismissal	--	--	--
Guardianship/conservatorship trusteeship	2	Criminal-type offense	0	Cases disposed by guilty plea	--	--	115
Total	5	Non-offense	0	Cases disposed after trial and sentencing ..	--	--	199
Appeal:		Total juvenile	0				
Appeal of trial court case ..	123						
Extraordinary writs	29						
Other civil	1,352						
Total civil	3,321						
Grand total		5,535					

Boldface headings indicate the classification used by the NCSP.
 N/A = This case type is handled by the court but the data are unavailable.

^dCase definition or unit of count:
 A civil case is counted with the filing of a petition or complaint.
 The criminal case unit of count is the number of defendants on the information or indictment.
 A trial is counted when it has officially begun (the jury is sworn or there is an opening statement or the introduction of any evidence).
 Also included with the trial data are cases closed at hearings.

^fBeginning pending figure for the 1978 court year does not equal the end pending figure for the 1977 court year:
 Corrections were made to end pending figures for the 1978 court year based on an inventory of cases. This caused the beginning pending figures for the 1978 court year, computed from filed, disposed, and end pending figures, to be different from end pending figures reported for 1977.

^hFigures were computed:
 Beginning pending figures were computed from filing, disposition, and end pending data.

^jExplanation of data included in the category:
 Special proceeding appeals may include some juvenile appeals.

Source: Administrative Office of the Courts, The Idaho Courts 1978 Annual Report (Boise, Idaho). Statistics are from the annual report except that totals have been computed where necessary.

IDAHO MAGISTRATES DIVISION OF DISTRICT COURT^{2a}
Court of general jurisdiction
7 districts, 43 lawyer magistrates and 25 non-lawyer magistrates.
January 1, 1978 to December 31, 1978

	Beginning pending	Filed	Disposed	End pending
Civil^d:				
Tort:				
Personal injury/property damage	525 ^{fh}	702	621	606
Small claims	2,449 ^{fh}	13,504	12,613	3,340
Domestic relations:				
Support/custody:				
Support proceedings	1,400 ^{fh}	2,377	1,920	1,857
Adoption	264 ^{fh}	1,155	1,066	353
Other domestic relations:				
Domestic relations	2,414 ^{fh}	7,183	6,619	2,978
Total	4,078 ^{fh}	10,715	9,605	5,188
Estate:				
Probate/wills/intestate:				
Informal estate	2,276 ^{fh}	2,485	1,888	2,873
Formal estate	1,104 ^{fh}	975	942	1,137
Total	3,380 ^{fh}	3,460	2,830	4,010
Guardianship/conservatorship/trusteeship:				
Guardianship of minors	257 ^{fh}	213	154	316
Guardianship of incapacitated	221 ^{fh}	209	172	258
Total	478 ^{fh}	422	326	574
Total	3,858 ^{fh}	3,882	3,156	4,584
Extraordinary writs:				
Habeas corpus	8 ^{fh}	47	31	24
Other civil:				
Other complaints and petitions	6,352 ^{fh}	10,101	9,080	7,373
All other special hearings	260 ^{fh}	738	666	332
Total	6,612 ^{fh}	10,839	9,746	7,705
Total civil	17,530 ^{fh}	39,689	35,772	21,447
Criminal^d:				
Misdemeanor:				
Misdemeanor--drug	217 ^{fh}	942	968	191
Other misdemeanor	3,899 ^{fh}	19,807	19,303	4,403
Total	4,116 ^{fh}	20,749	20,271	4,594
Preliminary hearing:				
Felony--drug	76 ^{fh}	510	470	116
Felony--driving while intoxicated	52 ^{fh}	263	273	42
Felony--all other	1,527 ^{fh}	4,584	4,241	1,870
Total	1,655 ^{fh}	5,357	4,984	2,028
Total criminal	5,771 ^{fh}	26,106	25,255	6,622
Traffic:				
DWI/DUI:				
Misdemeanor--driving while intoxicated	1,627 ^{fh}	7,628	7,221	2,034
Juvenile--driving while intoxicated	3 ^{fh}	10	10	3
Total	1,630 ^{fh}	7,638	7,231	2,037
Other traffic violations:				
Traffic--other than driving while intoxicated	4,007 ^{fh}	205,705	204,975	4,737
Total traffic	5,637 ^{fh}	213,343	212,206	6,774
Juvenile:				
Criminal-type offense:				
Youth Rehabilitation Act--drug	68 ^{fh}	107	114	61
Youth Rehabilitation Act--other	2,045 ^{fh}	7,281	6,810	2,516
Total	2,113 ^{fh}	7,388	6,924	2,577
Non-offense:				
Child Protection Act	230 ^{fh}	526	480	276
Total juvenile	2,343 ^{fh}	7,914	7,404	2,853
Grand total	31,281 ^{fh}	287,052	280,637	37,696

(continued on the next page)

Idaho Magistrates Division of District Court (continued)

<u>Total Trial^d</u>		<u>Time interval (average days)</u>				
Civil:			<u>Filing</u>	<u>At issue</u>	<u>Filing</u>	<u>First</u>
Tort	82	Criminal:	<u>to at</u>	<u>to</u>	<u>to</u>	<u>appearance</u>
Small claims	7,524	Misdemeanor	<u>issue</u>	<u>closure</u>	<u>closure</u>	<u>to closure</u>
Domestic relations:		Preliminary hearing				
Support/custody	674	Total criminal				
Adoption	994	Traffic:				
Other domestic relations	5,457	DWI/DUI				
Total	7,125	Other traffic violations				
Estate:		Total traffic				
Probate/wills/intestate	1,728	Juvenile:				
Guardianship/conservator-		Criminal-type offense				
ship trusteeship	264	Non-offense				
Total	1,992	Total juvenile				
Extraordinary writs	7					
Other civil	1,852					
Total civil	18,582					
Grand total	49,742					

Boldface headings indicate the classifications used by the NCSP.
 N/A = This case type is handled by the court, but the data are not available.
 -- = Not applicable.

^aCourt jurisdiction:
 The Magistrates Division is a division of the District Court and its data are included in the general jurisdiction section of the summary tables in Part II of this report.

^dCase definition or unit of count:
 A civil case is counted with the filing of a petition or complaint.
 The criminal case unit of count is the number of defendants on the information, indictment, or complaint.
 A trial is counted when it is officially begun (the jury is sworn or there is an opening statement or the introduction of any evidence).
 Also included with the trial data are cases closed at hearings.

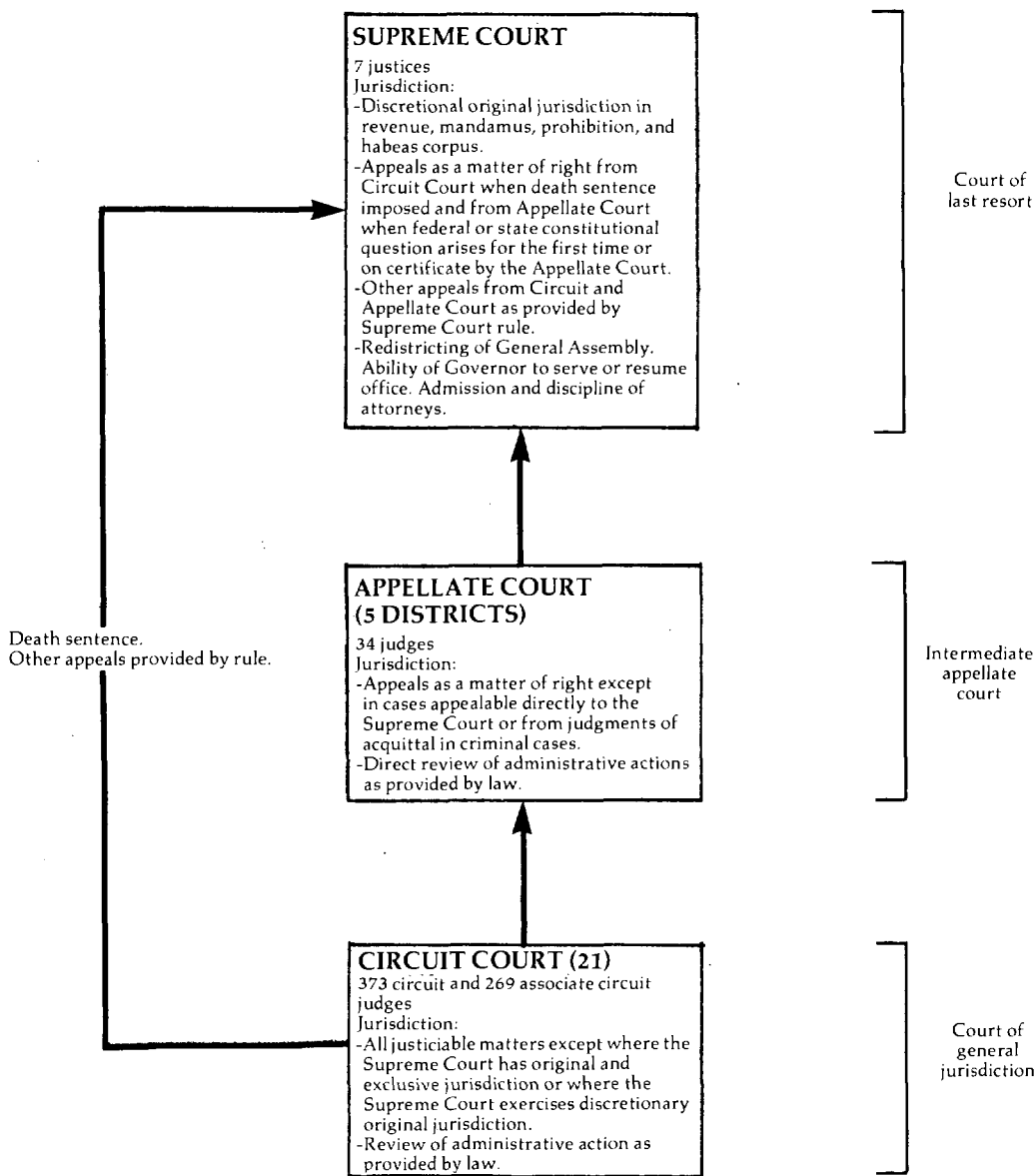
^fBeginning pending figure for the 1978 court year does not equal the end pending figure for the 1977 court year:
 Corrections were made to end pending figures for the 1978 court year based on an inventory of cases. This caused the beginning pending figures for the 1978 court year computed from filed, disposed, and end pending figures, to be different from end pending figures reported for 1977.

^hFigures were computed:
 Beginning pending figures were computed from filing, disposition, and end pending data.

ⁱInformation on time interval or age of pending data:
 Civil cases included in the time interval data include **tort, small claims, other domestic relations, support/custody, and "other complaints and petitions."**
Criminal and traffic cases included in the time interval data include all **criminal and traffic** data except "juvenile--driving while intoxicated" cases.

Source: Administrative Office of the Courts, The Idaho Courts 1978 Annual Report (Boise, Idaho). Statistics are from the annual report except that totals have been computed where necessary.

ILLINOIS COURT SYSTEM, 1978



↑ Indicates route of appeal.

ILLINOIS SUPREME COURT
Court of last resort
7 justices
January 1, 1978 to December 31, 1978

	Beginning pending	Filed	Disposed	End pending
Cases:				
Appeals:				
Civil:				
Application for leave to appeal allowed	57	(89) ^e	84	62
Action for motion in public interest case [Rule 302(b)] allowed	12	(20) ^e	21	11 ¹
Statute held invalid [Rules 302(a)(1), 603]	11	9	14	6
Certificate of importance	5	2	4	3
Total	85	11 (109) ^e	123	82
Criminal:				
Application for leave to appeal allowed	40	(70) ^e	67	43
Action for motion in public interest case [Rule 302 (b)] allowed	0	(2) ^e	1	1
Statute held invalid [Rules 302(a)(1), 603]	2	3	3	2
Certificate of importance (Rule 316)	0	5	0	5
Death penalty [Rule 603]	0	3	0	3
Total	42	11 (72) ^e	71	54
Appeal of administrative agency case:				
Industrial Commission [Rules 302(a)(2)]	42	55	61	36
Total appeals	169	77 (181) ^e	255	172
Other cases:				
Original proceedings:				
Civil:				
Original action motions (including Rule 381 motions)	4	44	45 (2) ^e	1 ¹
Original action motions allowed	1	(2) ^e	3	0
Miscellaneous	0	20	20	0
Total civil	5	64 (2) ^e	68 (2) ^e	1
Criminal:				
Original action motions (including Rule 381 motions)	1	22	18 (2) ^e	3 ¹
Original action motions allowed	0	(2) ^e	1	1
Miscellaneous	0	16	15	1
Total criminal	1	38 (2) ^e	34 (2) ^e	5
Disciplinary matter:				
Attorney disciplinary	9	9 ^k	11	7
Total	15	111 (4) ^e	113 (4) ^e	13
Requests to appeal:				
Civil:				
Petition of leave to appeal	89	529	443 (89) ^e	86
Petition for public interest [Rule 302(b)] motion	1	51	31 (20) ^e	1
Total civil	90	580	474 (109) ^e	87
Criminal:				
Petition for leave to appeal	95	476	400 (70) ^e	101
Petition for public interest [Rule 302(b)] motion	0	6	4 (2) ^e	0
Total criminal	95	482	404 (72) ^e	101
Total	185	1,062	878 (181) ^e	188
Total other cases	200	1,173 (4) ^e	991 (185) ^e	201
Total cases	369	1,250 (185) ^e	1,246 (185) ^e	383
Other proceedings:				
Rehearing requests:				
Petition for rehearing	N/A	N/A	64	N/A
Other matters:				
Other motions	N/A	N/A	1,604	N/A
Total other proceedings	N/A	N/A	1,668	N/A

Manner of disposition

Full opinion 195
Supervisory orders 17

Boldface headings indicate the classifications used by the NCSP.
N/A = This case type is handled by the court, but the data are unavailable.

^eCases not included in the total to avoid double counting:

Petitions for leave to appeal, Rule 302(b) motions, and original action motions are counted as **requests to appeal** or **original proceedings** filings; when denied, a disposition is counted; when granted, the case becomes an **appeal** or **original proceeding**, but a new filing is not counted. When the **appeal** or **original proceeding** is concluded, a disposition is counted. The granted petitions and motions are the numbers appearing in parentheses.

^kAdditional information:

Attorney disciplinary case filings includes one case that was reinstated. There were eight new filings during the year.

¹Special source or revision in the data:

Adjustments to end pending figures were supplied by the administrative office of the court during data verification.

Source: Administrative Office of the Illinois Courts, 1978 Annual Report of the Supreme Court of Illinois (Chicago, Illinois: March 1979).
Statistics are from the annual report except that totals have been computed where necessary, and corrections to the data were made by the administrative office of the court during data verification.

ILLINOIS APPELLATE COURT
Intermediate appellate court
5 districts, 34^c judges
January 1, 1978 to December 31, 1978

	Beginning pending	Filed	Disposed	End pending
Cases:				
Appeals:				
Civil	1,832	2,102 ^k	2,164	1,770
Criminal	2,081	2,309 ^k	2,308	2,082
Total appeals	3,913	4,411	4,472	3,852
Total cases	3,913	4,411	4,472	3,852

Disposition of appeals

	Civil				Criminal			
	By opinion	By order	Without opinion or order	Total	By opinion	By order	Without opinion or order	Total
Affirmed	630	175	--	805	514	789	--	1,303
Modified	10	4	--	14	11	12	--	23
Reversed	120	19	--	139	55	33	--	88
Affirmed in part and/or reversed in part	138	13	--	151	84	34	--	118
Reversed and remanded ...	323	40	1	364	161	58	1	220
Remanded	7	6	--	13	6	12	--	18
Remanded with direction for further proceeding	--	--	3	3	--	--	8	8
Dismissed	18	16	537	571	10	26	298	334
Transferred	--	--	33	33	--	--	5	5
Leave to appeal denied ..	--	--	47	47	--	--	3	3
Motion to leave to file late notice of appeal denied	--	--	11	11	--	--	16	16
Summary reversal	--	--	3	3	--	--	0	0
Summary reduction or modification of sentence ..	--	--	--	--	--	--	2	2
Bail order entered	--	--	--	--	--	--	34	34
Confession of error	--	--	--	--	--	--	29	29
Other dispositions	--	--	10	10	--	--	107	107
Total	1,246	273	645	2,164	841	964	503	2,308

Manner of disposition

	Civil	Criminal	Total
Majority opinion	X	X	1,939 ^m
Per curiam	X	X	1 ^m
Rule 23 order	273	964	1,237
Without opinion or order	645	503	1,148

Time interval (months)

	Number of cases					
	Under 6 months	6 to 12 months	12 to 18 months	18 to 24 months	24 to 36 months	Over 36 months
Date of filing to date of disposition:						
Civil	386	769	724	188	78	12
Criminal	331	1,026	661	135	71	18
Date briefs filed to date of disposition:						
Civil	1,328	630	98	15	6	6
Criminal	1,668	435	37	5	0	0

Boldface headings indicate the classifications used by the NCSP.

X = The data for this case type are known to be included in the total but were not available by category.

-- = Not applicable.

^cJudge information:

In addition to the 34 regular judges, 3 retired judges and 5 circuit judges also served on this court by assignment during 1978.

^kAdditional information:

Of the 2,102 civil appeals filed, 41 were cases which were reinstated during 1978.

Of the 2,309 criminal appeals filed, 33 were cases which were reinstated during 1978.

^mInformation on disposition type or trial data:

There were 33 specially concurring, 145 dissenting, and 31 supplemental opinions filed in the court.

The 1,940 majority and per curiam opinions disposed of 2,087 cases.

Source: Administrative Office of the Illinois Courts, 1978 Annual Report of the Supreme Court of Illinois (Chicago, Illinois: March, 1979). Statistics are from the annual report except that totals have been computed where necessary.

ILLINOIS CIRCUIT COURT
 Court of general jurisdiction
 21 circuits, 373 circuit and 269^c associate judges
 January 1, 1978 to December 31, 1978

	Beginning pending	Filed ^j	Disposed	End pending ^k
Civil^d:				
Law:				
Law \$15,000 and under	89,056 ^f	164,893	164,497	81,438 ⁸
Law over \$15,000	74,101 ^f	38,082	32,075	80,281 ⁸
Total	157,157 ^f	202,975	196,572	161,719 ⁸
Small claims	39,276	175,454	171,120	48,236 ⁸
Real property rights:				
Eminent domain	1,075	649	696	1,088 ⁸
Equity:				
Chancery	37,890	48,148	59,128	26,347 ⁸
Domestic relations:				
Marriage dissolution:				
Divorce	38,049	72,339	67,212	43,374
Other domestic relations:				
Family	20,655	21,626	16,320	27,501 ⁸
Total	58,704	93,965	83,532	70,875 ⁸
Estate:				
Probate/wills/intestate:				
Probate	N/A	34,154	28,353	N/A
Mental health	1,302	8,693	8,486	1,525 ⁸
Appeal:				
Appeal of administrative agency case:				
Tax	135,405 ^f	117,371	116,305	135,532 ⁸
Municipal corporations	466	167	115	542 ⁸
Total	135,871 ^f	117,538	116,420	136,074 ⁸
Other civil:				
Miscellaneous remedies	7,037 ^f	8,125	6,322	8,835 ⁸
Total civil	438,312 ^{fi}	689,701	670,629	454,699 ⁸ⁱ
Criminal^d:				
Felony	20,355	34,260	31,784	21,724 ⁸
Misdemeanor:				
Misdemeanors ^j	61,456 ^{fi}	412,577	390,913	71,300 ⁸
Conservation violations	N/A	8,429	7,921	N/A
Total	61,456 ^{fi}	421,006	398,834	71,300 ⁸ⁱ
Ordinance violations	N/A	62,709	57,889	N/A
Total criminal	81,811 ^{fi}	517,975	488,507	93,024 ⁸ⁱ
Traffic:				
Parking:				
Parking tickets in Cook County	N/A	3,831,731	1,597,737	N/A
Other traffic violation:				
Traffic violations	N/A	2,565,359	2,425,874	N/A
Total traffic	N/A	6,397,090	4,023,611	N/A
Juvenile:				
Total juvenile	13,116	29,183	26,517	16,278 ⁸
Grand total	533,239 ^{fi}	7,633,949	5,209,264	564,001 ⁸ⁱ

Civil:	Jury	Trial ^{dm}		Total	Criminal(felony) dispositions ^m									
		Non-jury	Total		Felony									
Law \$1,000 to \$15,000...	651	N/A	N/A		Jury trial:									
Law over \$15,000	1,086	N/A	N/A		Conviction	874								
Total ^k	1,737	N/A	N/A		Acquittal	363								
Criminal (felony)^m	1,237	2,103	3,340		Non-jury trial:									
Total	2,974	N/A	N/A		Conviction	1,110								
					Acquittal	993								
					Plea of guilty	18,998								
					Reduced to misdemeanor ^m	2,533								
					Convicted of misdemeanor	286								
					Discharged at preliminary hearing	17,969								
					Other reduced or dismissed ^m	12,551								
					Found unfit to stand trial	121								

Time interval (average months)

	Under 1 year	1 to 1-1/2 years	1-1/2 to 2 years	2 to 2-1/2 years	2-1/2 to 3 years	3 to 3-1/2 years	3-1/2 to 4 years	Over 4 years	Average time elapsed (months)
Cases terminated by verdict:									
Law	227	193	217	149	125	131	255	440	33.5

Boldface headings indicate the classifications used by the NCSP.

N/A = This case type is handled by the court, but the data are unavailable.

^cJudge information:

Associate judges may hear all matters except **criminal** trials in which the defendant is charged with an offense punishable by more than one year imprisonment.

^dCase definition or unit of count:

A civil case is counted with the filing of a petition or complaint.

The criminal case unit of count is the number of informations, indictments, or complaints. Each defendant is counted for criminal trials and criminal dispositions.

A trial is counted if tried to verdict or decision.

^fBeginning pending figure for the 1978 court year does not equal the end pending figure for the 1977 court year:

These differences were caused by adjustments that were made by the court in the 1978 beginning pending counts.

^gChange in pending does not equal the difference between filings and dispositions:

Figures were adjusted by reason of a physical inventory.

ⁱData are not complete:

Civil total pendings do not include pending cases for **estate**.

Misdemeanor and grand total pending figures do not include data for non-suburban Cook County, or any conservation violations.

Criminal total pendings do not include pending cases for conservation violations, or **ordinance violations**.

Grand total pendings do not include pending cases for **estate**, conservation violations, **ordinance violations**, and **traffic**.

^jExplanation of data in the category:

Filed includes cases that have been reinstated and transferred in and transferred out of the court's jurisdiction. Cases reinstated or transferred in are added to the original filings, while cases transferred out are subtracted. Postjudgment and posttermination matters are not included.

Misdemeanor cases include **ordinance violations**, conservation violations and preliminary hearings in **felony** cases in the Circuit Court of Cook County.

^kAdditional information:

Of the 39,355 law--jury cases, 1,737 were terminated by jury verdict.

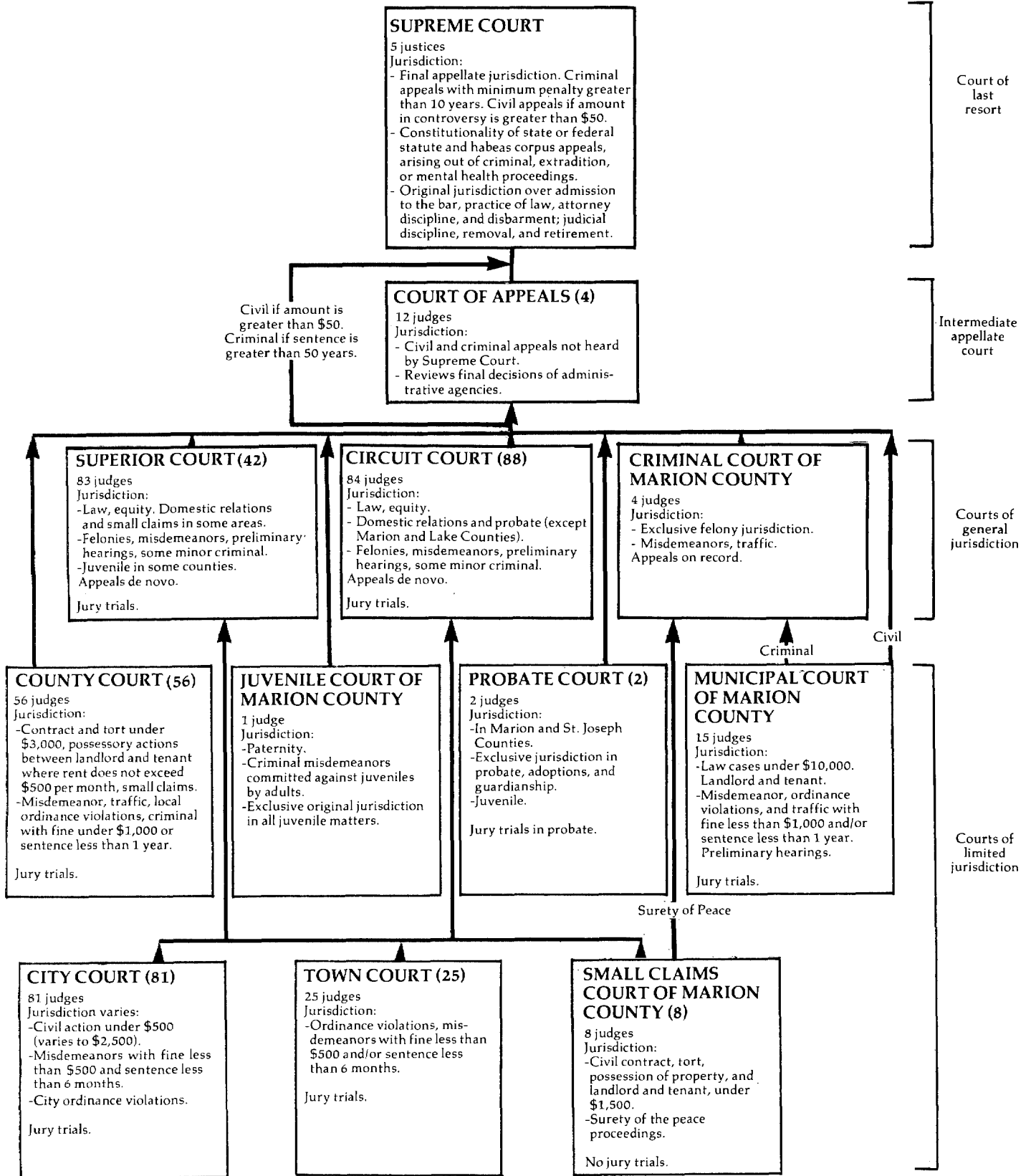
^mCategories for disposition type or trial data:

Criminal trials and **criminal** dispositions are for **felony** cases only. Trials in which the defendant was found guilty of a reduced charge were not included in the trial data.

The unit of count in trial and disposition data is the number of defendants, unlike the unit of count in the other profile data.

Source: Administrative Office of the Illinois Courts, 1978 Annual Report of the Supreme Court of Illinois (Chicago, Illinois: March, 1979).
Statistics are from the annual report except that totals have been computed where necessary.

INDIANA COURT SYSTEM, 1978



INDIANA SUPREME COURT
Court of last resort
5 Justices
January 1, 1978 to December 31, 1978

	Beginning pending	Filed	Disposed	End pending
Cases:				
Appeals:				
Direct appeals	X	X	234	X
Civil after petitions to transfer granted.....	X	(29) ^e	21	X
Criminal after petitions to transfer granted	X	(N/A) ^e	7	X
Total appeals	X	X (29) ^{e1}	262	X
Other cases:				
Original proceedings:				
Original jurisdiction:				
Original actions	X	X	12	X
Writs.....	0	38	38	0
Total	X	X	50	X
Disciplinary matter:				
Disciplinary cases	X	X	8	X
Total.....	X	X	58	X
Requests to appeal:				
Civil petitions to transfer.....	0	150	121 (29) ^e	0
Criminal petitions to transfer	X	X	66 (N/A) ^e	X
Total.....	X	X	187 (29) ^{e1}	X
Total other cases.....	X	X	245 (29) ^{e1}	X
Total cases.....	150¹	466^h(29)^{e1}	507 (29)^{e1}	109
Other proceedings:				
Other matters:				
Petitions for extension of time	N/A	N/A	492	N/A
Special judge matters	N/A	N/A	804	N/A
Hearing officers in disciplinary matters	N/A	N/A	20	N/A
Total other proceedings	N/A	N/A	1,316	N/A

Manner of disposition

	Appeals	Original jurisdiction	Disciplinary	Total
Majority opinion	262	12	1	275

Boldface headings indicate the classifications used by the NCSP.

N/A = This case type is handled by the court, but the data are unavailable.

X = The data for this case type are known to be included in the total but were not available by category.

^eCases not included in the total to avoid double counting:

Requests to appeal granted are not counted as dispositions until the appeal is disposed; the filing of the resulting appeal is not counted as a new filing. These granted requests to appeal cases are the numbers appearing in the parentheses.

^hFigure was computed:

Filing figure was computed from disposition and pending data.

ⁱData are not complete:

The number of criminal petitions to transfer granted was not available, and is therefore not included in the total appeals filed, total cases filed figures, requests to appeal disposed, total other cases disposed, or total cases disposed.

¹Special source or revision in data:

The beginning pending total cases figure was obtained from the 1977 annual report where it was given as the end pending figure for the 1977 court year.

^mInformation or disposition type or trial data:

There were 17 concurring opinions and 43 dissenting opinions.

Source: Division of State Court Administration, 1978 Indiana Judicial Report (Indianapolis, Indiana). Statistics are from the annual report except that totals have been computed where necessary.

INDIANA COURT OF APPEALS
Intermediate appellate court
4 districts, 12 judges
January 1, 1978 to December 31, 1978

	Beginning pending	Filed ^j	Disposed	End pending
Cases:				
Appeals:				
Civil	X	436	X	X
Criminal	X	426	X	X
Other appeals:				
Expedited cases	X	34	X	X
Total appeals	752	896	847	801
Other cases:				
Requests to appeal	---	---	---	---
Total other cases	---	---	---	---
Total cases	752	896	847	801
Other proceedings:				
Other matters:				
Motions to dismiss/affirm	29 ^f	136	132	33
Motions, petitions for time, and miscellaneous orders handed down	--	3,236	3,236	--
Total	29 ^f	3,372	3,372	33
Total other proceedings	29^f	3,372	3,368	33
Manner of disposition				
Opinion (majority)	833 ^m			
Order	14			
Age of pending cases (months)				
		Less than 3 months	190	
		Between 3 and 6 months	158	
		Between 6 and 9 months	138	
		Over 9 months	315	

Boldface headings indicate the classifications used by the NCSP.

Blank space = Not enough information is known. The case category may or may not be handled by the court.

X = The data for this case type are known to be included in the total but were not available by category.

-- = Not applicable.

^fBeginning pending figure for the 1978 court year does not equal the end pending figure for the 1977 court year:

Figures are as given in the annual report.

^jExplanation of data included in the category:

Filed cases are "fully briefed cases" forwarded to the court by the clerk's office.

Pending cases are "fully briefed cases" that have been filed but not disposed.

^mInformation on disposition type or trial data:

There were a total of 84 concurring and dissenting opinions filed in addition to the 833 majority opinions.

Source: Division of State Court Administration, 1978 Indiana Judicial Report (Indianapolis, Indiana). Statistics are from the annual report except that totals have been computed where necessary.

INDIANA SUPERIOR COURT AND CIRCUIT COURT
Court of general jurisdiction
42 courts, 83 judges; 88 circuits, 84 judges
January 1, 1978 to December 31, 1978

	Beginning pending	Filed	Disposed	End pending
Civil^d:				
Small claims (County Court function) ^k	8,754 ^{fh}	29,682	25,716	12,720
Domestic relations:				
Marriage dissolution:				
Dissolution	33,908 ^{fh}	48,517	44,896	37,529
Redocketed dissolutions	10,384 ^{fh}	26,150	22,584	16,950
Total	47,292 ^{fh}	74,667	67,480	54,479
Estate:				
Guardianship/conservatorship/trusteeship:				
Guardianship	27,042 ^{fh}	4,273	4,024	27,291
Other estate:				
Probate/adoption	36,783 ^{fh}	19,923	16,969	39,737
Total	63,825 ^{fh}	24,196	20,993	67,028
Other civil:				
Civil	69,024 ^{fh}	46,604	48,936	66,692
Redocketed civil	17,888 ^{fh}	13,642	11,233	20,297
Plenary proceedings ^k	66 ^{fh}	47	65	48
Redocketed civil (County Court function) ^k	4,334 ^{fh}	12,153	8,651	7,836
Total	91,312 ^{fh}	72,446	68,885	94,873
Total civil	211,183^{fh}	200,991	183,074	229,100

Criminal^d:				
Misdemeanor:				
Criminal (County Court function) ^k	5,638 ^{fh}	15,362	13,478	7,522
Redocketed criminal (County Court function) ^k	31 ^{fh}	1,355	1,261	125
Total	5,669 ^{fh}	16,717	14,739	7,647
Felony/misdemeanor:				
Criminal	14,607 ^{fh}	13,808	13,657	14,758
Redocketed criminal	1,009 ^{fh}	1,728	1,624	1,203
Total	15,706 ^{fh}	15,536	15,281	15,961
Preliminary hearing:				
Other (County Court function) ^{jk}	39 ^{fh}	807	792	54
Other criminal:				
Other ^j	4,865 ^{fh}	9,139	8,830	5,174
Total criminal	26,279 ^{fh}	42,199	39,642	28,836
Traffic:				
Other traffic violation:				
Nonfelony traffic (County Court function) ^k	6,259 ^{fh}	83,879	82,670	7,468
Total traffic	6,259 ^{fh}	83,879	82,670	7,468
Juvenile:				
Total juvenile	10,462 ^{fh}	16,978	16,267	11,173
Grand total	254,183 ^{fh}	344,047 ^k	321,653	276,577

	<u>Trial^d</u>					<u>Type of disposition</u>		
	<u>Criminal</u>	<u>Superior and Circuit Court</u>		<u>Other^m</u>	<u>Total</u>		<u>County Court function</u>	
		<u>Civil plenary</u>	<u>Other^m</u>				<u>Superior and Circuit Court</u>	<u>County Court function</u>
Jury	717	705	37	1,459	Dismissed	44,012	12,710	56,722
Non-jury	1,634	11,889	83,096	96,619	Guilty plea	8,144	26,078	34,222
Total	2,351	12,594	83,133	98,078	Default	14,950	10,312	25,262
					Settled	14,744	4,297	19,041
					Closed	3,126	--	3,126
					Transferred	941	66	1,007
					Venued out	4,601	65	4,666
					Traffic Violations			
					Bureau	0	56,050	56,050
					Failure to appear ...	--	765	765

Boldface headings indicate the classifications used by the NCSP.
 -- = Not applicable.

^dCase definition or unit of count:

A civil case is counted with the filing of a petition or complaint.
 The criminal case unit of count is the number of informations, indictments, or complaints.
 A trial is counted if tried to verdict or decision.

^fBeginning pending figure for the 1978 court year does not equal the end pending figure for the 1977 court year:
 Figures are as calculated from data given in the annual report.

^gChange in pending does not equal the difference between filings and dispositions:
 Figures are as reported in the annual report.

^hFigure was computed:
 Beginning pending figures were calculated from filing, disposition, and end pending data.

^jExplanation of data included in the category:

"Other" includes all matters adjudicated in the court that have not been specifically listed. These include probable cause hearings, petitions for writs of habeas corpus, commitment proceedings, waiver hearings, and informal juvenile hearings. It was determined from the data that many of these were probable cause cases when handled as a County Court function. The "other" category cases are listed as other criminal for the regular functions of the court.

^kAdditional information:

Case categories identified as "county court function" are cases that were handled by the Superior Court or Circuit Court, but are normally handled by the County Court.
 Cases filed also include 4,837 cases "venued in".

^mCategories for disposition type or trial data:

"Other" trials include data for trials in domestic relations, estate, traffic, juvenile, preliminary hearing, and other criminal cases.

Source: Division of State Court Administration, 1978 Indiana Judicial Report (Indianapolis, Indiana). Statistics are from the annual report except that totals have been computed where necessary.

CRIMINAL COURT OF MARION COUNTY, INDIANA
 Court of general jurisdiction
 1 court, 4 judges
 January 1, 1978 to December 31, 1978

	Beginning pending	Filed	Disposed	End pending
Criminal^d:				
Felony/misdemeanor:				
Criminal	691 ^{fh}	1,827	1,737	781
Redocketed criminal	49 ^{fh}	97	99	47
Total	<u>740^{fh}</u>	<u>1,924</u>	<u>1,836</u>	<u>828</u>
Total criminal	740 ^{fh}	1,924 ^k	1,836	828
Grand total	740^{fh}	1,924^k	1,836	828

	Trial ^d			Criminal dispositions	
	Jury	Non-jury	Total		
Criminal	<u>132</u>	<u>80</u>	<u>212</u>	Guilty plea	1,057
				Dismissed	373
				Transferred	16
				Closed	25
				Venued out	31
				Settled	0

Boldface headings indicate the classifications used by the NCSP.

^dCase definition or unit of count:

The criminal case unit of count is the number of informations, indictments, or complaints.

A trial is counted if tried to verdict or decision.

^fBeginning figure for the 1978 court year does not equal the end pending figure for the 1976 court year:

Figures are given as calculated from data contained in the annual report.

^hFigure was computed:

Beginning pending figure was calculated from filing, disposition, and end pending data.

^kAdditional information:

Fifty-one of the cases filed were "venued in".

Source: Division of State Court Administrator, 1978 Indiana Judicial Report (Indianapolis, Indiana). Statistics are from the annual report except that totals have been computed where necessary.

INDIANA COUNTY COURT
 Court of limited jurisdiction
 56 courts, 56 judges
 January 1, 1978 to December 31, 1978

	Beginning pending	Filed	Disposed	End pending
Civil^d:				
Small claims	17,729 ^{fh}	66,011	62,094	21,646
Other civil:				
Plenary proceedings	2,093 ^{fh}	3,550	2,896	2,747
Redocketed civil	10,314 ^{fh}	19,454	13,401	16,367
Total	<u>12,407^{fh}</u>	<u>23,004</u>	<u>16,297</u>	<u>19,114</u>
Total civil	30,136 ^{fh}	89,015	78,391	40,760
Criminal^d:				
Misdemeanor:				
Criminal	9,954 ^{fh}	35,622	31,952	13,624
Redocketed criminal	100 ^{fh}	507	396	211
Total	<u>10,054^{fh}</u>	<u>36,129</u>	<u>32,348</u>	<u>13,835</u>
Preliminary hearing:				
Other ^j	255 ^{fh}	4,460	4,139	576
Total criminal	10,309 ^{fh}	40,589	36,487	14,411
Traffic:				
Other traffic violation:				
Nonfelony traffic	23,330 ^{fh}	171,522	155,514	39,338
Total traffic	23,330 ^{fh}	171,522	155,514	39,338
Grand total	63,775^{fh}	301,126^k	270,392	94,509

	Trial ^d			Type of disposition	
	Jury	Non-jury	Total		
Civil:				Plea	66,332
Small claims	--	12,917	12,917	Dismissed	38,974
Plenary proceeding	17	581	598	Default	23,611
Total	17	13,498	13,515	Traffic Violations Bureau	90,692
Criminal	112	3,550	3,662	Settled	13,588
Other ^m	202	11,224	11,426	Failed to appear	5,734
Total	331	28,272	28,603	Transferred out	1,734
				Venued out	458

Boldface headings indicate the classifications used by the NCSP.
 -- = Not applicable.

dCase definition or unit of count:

A civil case is counted with the filing of a petition or complaint.
 The criminal case unit of count is the number of informations, indictments, or complaints.
 A trial is counted if tried to verdict or decision.

fBeginning pending figure for the 1978 court year does not equal the end pending figure for the 1977 court year:
 Figures are given as calculated from data contained in the annual report.

hFigure was computed:

Beginning pending figure was computed from filings, dispositions, and end pending data.

jExplanation of data included in the category:

"Other" category includes all matters adjudicated in the court that have not been specifically listed. These include probable cause hearings, petitions for writs of habeas corpus, commitment proceedings, and waiver hearings. It was determined from the data that many of these were probable cause cases in the County Courts.

kAdditional information:

One hundred ninety six of the filed cases were "venued in."

mCategories for disposition type or trial data:

"Other" trials include data for trials in traffic and preliminary hearing cases.

Source: Division of State Court Administration, 1978 Indiana Judicial Report (Indianapolis, Indiana). Statistics are from the annual report except that totals have been computed where necessary.

INDIANA PROBATE COURT
Court of limited jurisdiction
2 courts, 2 judges
January 1, 1978 to December 31, 1978

	Beginning pending	Filed	Disposed	End pending
Civil^d:				
Law:				
Civil	376 ^h	362	275	463
Redocketed civil	0 ^f	0	0	0
Total	376 ^{fh}	362	275	463
Estate:				
Guardianship/conservatorship/trusteeship:				
Guardianship	5,108	902	1,299	4,711
Other estate:				
Probate/adoption	4,294 ^f	3,632	3,475	4,451
Total	9,402 ^f	4,534	4,774	9,162
Other civil	878^f	514	566	826
Total civil	10,656^{fh}	5,410	5,615	10,451
Juvenile:				
Total juvenile	925 ^h	806	723	1,008
Grand total	11,581^{fh}	6,216^k	6,338	11,459

	Trial ^d			Civil and juvenile dispositions	
	Jury	Non-jury	Total	Dismissed	
Civil and juvenile	3	5,106	5,109	297	133
				796	0
				0	

Boldface headings indicate the classifications used by the NCSP.

dCase definition or unit of count:

A civil case is counted with the filing of a petition or complaint.
 A trial is counted if tried to verdict or decision.

fBeginning pending figure for the 1978 court year does not equal the end pending figure for the 1977 court year:
 Figures are as calculated from filings, dispositions, and end pending data given in the annual report.

hFigure was computed:

Beginning pending figure was computed from the filing, disposition, and end pending data.

kAdditional information:

One of the filed cases was "venued in".

Source: Division of State Court Administration, 1978 Indiana Judicial Report (Indianapolis, Indiana). Statistics are from the annual report except that totals have been computed where necessary.

MUNICIPAL COURT OF MARION COUNTY, INDIANA
Court of limited jurisdiction
1 court, 11 full-time and 4 part-time judges
January 1, 1978 to December 31, 1978

	Beginning pending	Filed	Disposed	End pending
Civil^d:				
Law:				
Civil	3,745 ^{fh}	8,901	8,783	3,863
Redocketed civil	1,432 ^{fh}	8,061	7,603	1,890
Other	0	1	1	0
Total	<u>5,177^{fh}</u>	<u>16,963</u>	<u>16,387</u>	<u>5,753</u>
Total civil	5,177 ^{fh}	16,963	16,387	5,753
Criminal^d:				
Misdemeanor:				
Criminal	24,297 ^{fh}	39,597	33,159	30,735
Total criminal	24,297 ^{fh}	39,597	33,159	30,735
Traffic:				
Other traffic violation:				
Nonfelony traffic	47,948 ^{fh}	94,723	87,836	54,835
Total traffic	47,948 ^{fh}	94,723	87,836	54,835
Grand total	<u>77,422^{fh}</u>	<u>151,283^k</u>	<u>137,382</u>	<u>91,323</u>

	<u>Trial^d</u>			<u>Type of disposition</u>	
	<u>Jury</u>	<u>Non-jury</u>	<u>Total</u>		
Civil	52	930	982	Plea	47,118
Criminal	129	5,027	5,156	Dismissed	38,874
Other	52	14,466	14,518	Default	4,890
Total	233	20,423	20,656	Traffic Violations Bureau	19,274
				Settled	423
				Transferred out	0
				Venued out	123

Boldface headings indicate the classifications used by the NCSP.
 -- = Not applicable.

^dCase definition or unit of count:

A civil case is counted with the filing of a petition or complaint.

The criminal case unit of count is the number of informations, indictments, or complaints.

A trial is counted if tried to verdict or decision.

^fBeginning pending figure for the 1978 court year does not equal the end pending figure for the 1977 court year:

Figures are given as calculated from data contained in the annual report.

^gChange in pending does not equal the difference between filings and dispositions:

Figures are as reported in the annual report.

^hFigure was computed:

Beginning pending figure was computed from filing, disposition, and end pending data.

^kAdditional information:

Four of the filed cases were "venued in."

Source: Division of State Court Administration, 1978 Indiana Judicial Report (Indianapolis, Indiana). Statistics are from the annual report except that totals have been computed where necessary.

JUVENILE COURT OF MARION COUNTY, INDIANA
 Court of limited jurisdiction
 1 court, 1 judge
 January 1, 1978 to December 31, 1978

	Beginning pending	Filed	Disposed	End pending
Criminal^d:				
Misdemeanor:				
Criminal ^j	8 ^h	15	8	15
Total criminal	8 ^h	15	8	15
Juvenile:				
Other juvenile:				
Juvenile	1,154 ^{fh}	6,474	5,949	1,679
Other ^j	349 ^{fh}	129	37	441
Total	1,503 ^{fh}	6,603	5,986	2,120
Total juvenile	1,503 ^{fh}	6,603	5,986	2,120
Grand total	1,511 ^{fh}	6,618	5,994	2,135

	Trial ^d			Criminal and juvenile dispositions	
	Jury	Non-jury	Total		
Criminal	0	5	5	GUILTY PLEA	390
Juvenile	5	4,753	4,758	DISMISSED	710
Total	5	4,758	4,763	TRANSFERRED	131

Boldface headings indicate the classifications used by the NCSP.

^dCase definition or unit of count:

The criminal case unit of count is the number of informations, indictments, or complaints.

A trial is counted if tried to verdict or decision.

^fBeginning pending figure for the 1978 court year does not equal the end pending figure for the 1977 court year:

Figures are as calculated from data given in the annual report.

^hFigure was computed:

Beginning pending figures were computed from filings, dispositions, and end pending data.

^jExplanation of data included in the category:

Criminal cases are **misdemeanors** committed against juveniles by adults.

Other cases are informal juvenile hearings.

Source: Division of State Court Administration, 1977 Indiana Judicial Report (Indianapolis, Indiana). Statistics are from the annual report except that totals have been computed where necessary.

INDIANA CITY COURT
 Court of limited jurisdiction
 81 courts, 81 judges
 January 1, 1978 to December 31, 1978

There were no data for cases handled in the City Court for 1978.

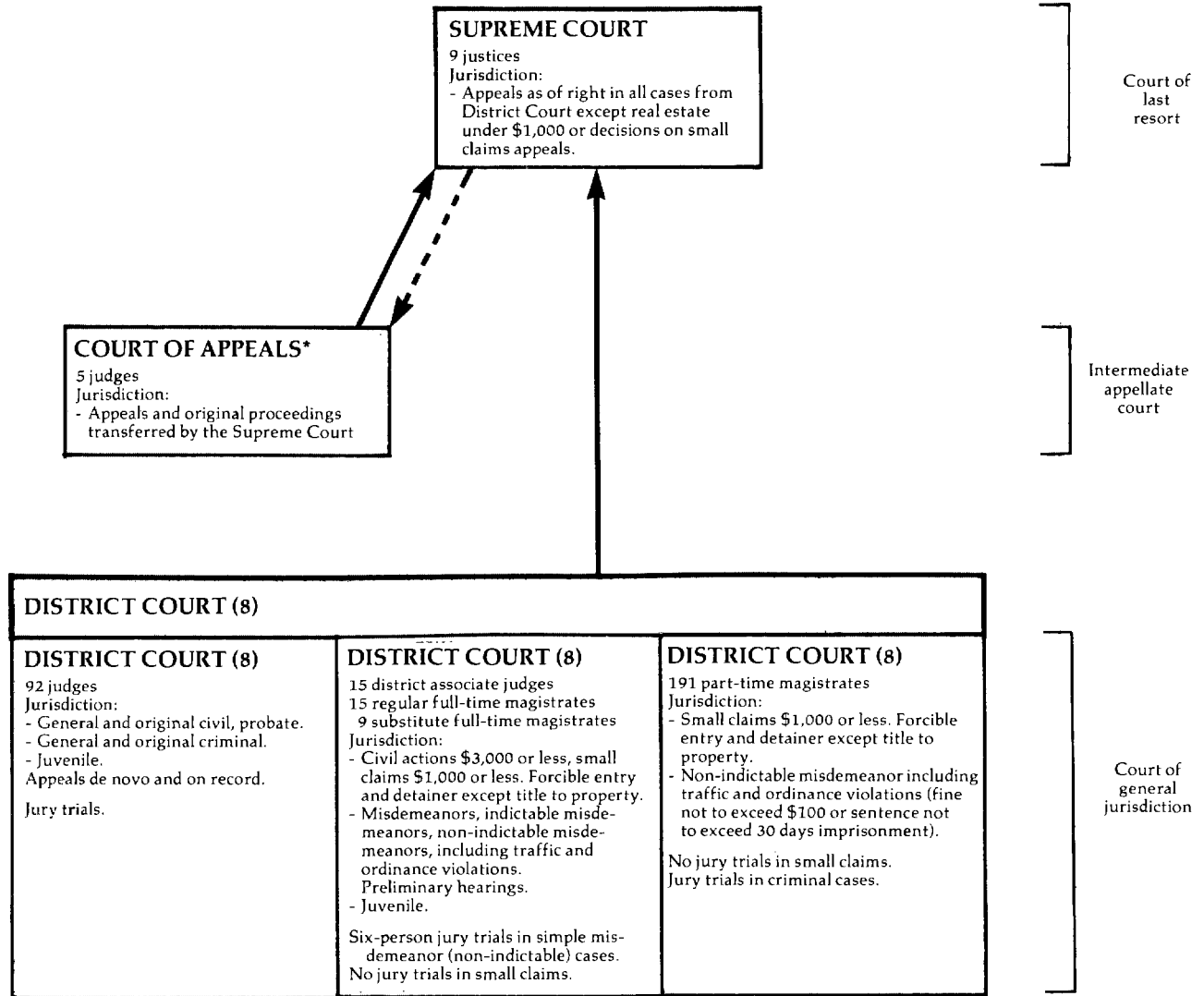
INDIANA TOWN COURT
 Court of limited jurisdiction
 25 courts, 25 judges
 January 1, 1978 to December 31, 1978

There were no data for cases handled in the Town Court for 1978.

SMALL CLAIMS COURT OF MARION COUNTY, INDIANA
 Court of limited jurisdiction
 8 courts, 8 judges
 January 1, 1978 to December 31, 1978

There were no data for cases handled in the Small Claims Court for 1978.

IOWA COURT SYSTEM, 1978



↑ Indicates route of appeal.
 - - - - - ↑ Indicates transfer of cases.

*Court of Appeals began hearing oral arguments and deciding cases in January, 1977.

IOWA SUPREME COURT
Court of last resort
9 justices
January 1, 1978 to December 31, 1978

	Beginning pending	Filed	Disposed	End pending
Cases:				
Appeals:				
Civil:				
Contracts	X	X	32	X
Contested child custody	X	X	12	X
Domestic relations not involving child custody	X	X	19	X
Property	X	X	22	X
Taxation	X	X	7	X
Tort	X	X	45	X
Trust, estates, wills	X	X	10	X
Other	X	X	49	X
Direct appeals from final judgments in civil cases	X	X	--	X
Writ of certiorari granted	X	(X) ^e	--	X
Interlocutory appeal granted	X	(X) ^e	--	X
Disposition by order or other mode prior to formal submission to the court	--	--	581 ^k	--
Total	X	X (X) ^e	777	X
Criminal:				
Guilty plea only	X	X	7	X
Guilty plea and sentencing only	X	X	2	X
Other	X	X	83	X
Direct appeals from final judgments in criminal cases	X	X	--	X
Writ of certiorari granted	X	(X) ^e	--	X
Disposition by order or other mode prior to formal submission to the court	--	--	363 ^k	--
Total	307	X (X) ^e	455	275
Postconviction remedy:				
Postconviction relief	X	X	9	X
Appeal of administrative agency case:				
Administrative law	X	X	40	X
Total appeals	307 ^l	X (16) ^e	1,281	275 ^l
Other cases:				
Original proceedings:				
Disciplinary:				
Lawyer disciplinary proceedings	X	X	9	X
Request to appeal:				
Civil:				
Petition for writ of certiorari	X	X	22 (X) ^e	X
Petition for permission to appeal interlocutory ruling ...	X	X	61 (X) ^e	X
Petition for discretionary review	X	X	22	X
Total	X	X	105 (X) ^e	X
Criminal:				
Petition for writ of certiorari	X	X	17 (X) ^e	X
Petition for discretionary review	X	X	22 (X) ^e	X
Total	X	X	39 (X) ^e	X
Total	X	X	144 (X) ^e	X
Sentence review only:				
Sentencing only	X	X	11	X
Total other cases	X	X	164 (16) ^e	X
Total cases	848	1,490 (16) ^e	1,445 (16) ^e	8808
Other matters:				
Rehearing requests:				
Application for further review	0 ^l	156 ^h	137	19
Motions and orders	0	3,445	3,445	0
Total	0	3,601	3,582	19

Manner of disposition

Disposition of cases

	Manner of disposition				Disposition of cases			
	Civil ^m	Criminal ^m	Disciplinary	Total	Civil ^m	Criminal ^m	Total	Disciplinary
Signed opinion	X	X	9	312	245	125	370	0
Per curiam	X	X	0	45	7	12	19	--
Total opinion	245	103	9	357	209	53	262	0
Status of pending cases					Disposition of cases			
In work	452	222		674	107	167	274	0
Ready	90	36		126	--	--	--	9
Assigned to justices for submission	23	6		29				
Out to justices (submitted)	40	11		51				

(continued on next page)

Time interval (average days)

	<u>Civilⁿ</u>	<u>Priority civilⁿ</u>	<u>Criminalⁿ</u>	<u>All</u>
Ready for submission to opinion	8.3	4.1	4.2	6.5

Boldface headings indicate the classifications used by the NCSP.

X = The date for this case type are known to be included in the total but were not available by category.

^eCases not included in the total to avoid double counting:

Petitions for writ of certiorari and petitions for permission to appeal interlocutory ruling when granted are not counted as a disposition.

The resulting appeal is not counted as a new filing, and is counted as a disposition only when the appeal is disposed. These granted petitions are the numbers appearing in the parentheses.

^EChange in pending does not equal the difference between filings and dispositions:

Figures are as given in the annual report.

^hFigure was computed:

Applications for further review filed figure was computed from pending and disposed figures.

ⁱData are not complete:

Total appeals pending data do not include **civil appeals**, **postconviction remedy cases**, or **appeals of administrative agency cases**.

^kAdditional information:

Cases transferred to the Court of Appeals by the Supreme Court are not included in cases listed as disposed prior to formal submission to the court.

^lSpecial source or revision in the data:

Application for further review beginning pending figure was taken from the 1977 annual report where it was given as the end pending figure for the 1977 court year.

^mInformation on disposition type or trial data:

The **civil** category for manner of disposition, disposition of cases, and status of pending cases data includes **civil appeals**, **postconviction relief**, and **appeal of administrative agency cases**.

The **criminal** category for manner of disposition, disposition of cases, and status of pending cases data includes **criminal appeals** and **sentence review only** cases.

In addition to the 357 majority opinions there were also 41 dissents and 24 concurrences filed.

ⁿInformation on time interval or age of pending data:

Priority civil includes postconviction relief and contested child custody cases.

Source: Court Administrator of the Judicial Department, 1978 Annual Statistical Report (Des Moines, Iowa: 1979), 1979 Annual Statistical Report (Des Moines, Iowa: 1980). Statistics are from the annual reports except that totals have been computed where necessary.

IOWA COURT OF APPEALS
Intermediate appellate court
5 judges
January 1, 1978 to December 31, 1978

	Beginning pending	Filed	Disposed	End pending
Cases:				
Appeals:				
Civil:				
Contracts	X	X	26	X
Contested child custody	X	X	50	X
Domestic relations not involving child custody	X	X	68	X
Property	X	X	40	X
Taxation	X	X	4	X
Tort	X	X	30	X
Trust, estates, wills	X	X	3	X
Other	X	X	17	X
Disposition by order	X	X	1	X
Total ^j	70 ^{fj}	245 ^j	239	488 ^j
Criminal:				
Guilty plea only	X	X	11	X
Guilty plea and sentencing only	X	X	1	X
Other ^j	X	X	100	X
Total ^j	22 ^{fj}	125 ^j	112	308 ^j
Postconviction remedy:				
Postconviction relief	(j)	(j)	7	(j)
Appeal of administrative agency case:				
Administrative law	(j)	(j)	21	(j)
Total appeals	92 ^f	370	379	788
Other cases:				
Sentence review only:				
Sentencing only	(j)	(j)	5	(j)
Total other cases	(j)	(j)	5	(j)
Total cases	92 ^f	370	384	78

Manner of disposition

	Total
Signed opinion.....	158
Per curiam	171
Dismissed by order	2

Time interval (average months)

	Civil	Priority civil ^h	Criminal	All
Ready for submission to opinion	7.3	4.0	4.1	5.8

Boldface headings indicate the classifications used by the NCSP.

X = The data for this case type are known to be included in the total but were not available by category.

^fBeginning pending figure for the 1978 court year does not equal the end pending figure for the 1977 court year. The disparity between these two figures is due to inventory corrections.

^gChange in pending does not equal the difference between filings and dispositions:

Data are as reported in the annual report.

^jExplanation of data included in the category:

Civil appeals filed and pending include administrative law and postconviction relief cases.

Criminal appeals filed and pending include **sentence review only** cases.

One **criminal appeal** was dismissed by order. This case is included in the other **criminal appeals** category.

^hInformation on time interval or age of pending data:

Priority civil includes **postconviction relief** and contested child custody cases.

Source: Court Administrator of the Judicial Department, 1978 Annual Statistical Report (Des Moines, Iowa: 1979). Statistics are from the annual report except that totals have been computed where necessary.

IOWA DISTRICT COURT
Court of general jurisdiction
8 districts^c
January 1, 1978 to December 31, 1978

	Beginning pending	Filed	Disposed	End pending
Civil^d:				
Small claims:				
Small claims (associate judges and regular magistrates assigned)	784 ^f	10,864	10,804	844
Small claims (substitute and part-time magistrates assigned) .	748 ^h	12,868	12,913	708 ^e
Small claims (docket maintained by the clerk)	11,038 ^f	48,322	46,261	13,094
Total ^j	12,570 ^f	72,054	69,978	14,646
Domestic relations:				
Other domestic relations:				
Termination of parental rights	N/A	947	824 ^k	N/A
Estate:				
Probate/wills/intestate:				
Estate opened ^k	N/A	19,398	17,136	N/A
Guardianship/conservatorship/trusteeship:				
Guardianship and conservatorship opened ^k	N/A	3,919	N/A	N/A
Trusteeships opened ^k	N/A	901	N/A	N/A
Total	N/A	4,820	N/A	N/A
Total	N/A	24,218	17,136 ⁱ	N/A
Other civil:				
Regular civil (district judges)	X	46,068 ^h	41,898	X
Regular civil (associate judges, substitute and regular magistrates)	X	530	494	X
Total	40,584 ^f	46,598	42,392	44,790
Total civil	53,154 ^{fi}	143,817	130,330 ⁱ	59,436 ^{ei}
Criminal^d:				
Felony:				
Regular criminal (district judges) ^{jk}	12,192 ^{fj}	15,073 ^{hj}	14,573 ^j	12,556 ^j
Misdemeanor:				
Regular criminal (associate judges and regular full-time and substitute judicial magistrates) ^{jk}	(j)	12,869	13,005	(j)
Nonindictable state ^k	6,970 ^f	61,438	55,929	12,479
Total	X	74,307	68,934	X
Preliminary hearing:				
Preliminary examination (associate judges and regular magistrates)	1,955 ^f	9,350	8,540 ^k	2,466 ^g
Preliminary examination (substitute and part-time magistrates)	1,891	10,921	11,272 ^k	1,277 ^g
Total	3,846 ^f	20,271	19,812	3,743 ^g
Ordinance violation:				
Nonindictable ordinance ^k	32,258	67,373	55,366	44,265
Appeal	(j)	(j)	(j)	(j)
Total criminal ^k	55,266 ^f	177,024	158,685	73,043 ^g
Traffic:				
Other traffic violation:				
Nonindictable state ^k	10,836	108,612	107,154	12,212 ^g
Nonindictable ordinance ^k	10,570	82,058	79,940	12,071 ^g
Total	21,406	190,670	187,094	24,283 ^g
Total traffic	21,406	190,670	187,094	24,283 ^g
Juvenile:				
Other juvenile:				
Juvenile (district judges)	N/A	2,798	1,681 ^k	N/A
Juvenile (associate judges and regular magistrates)	N/A	3,397	4,234 ^k	N/A
Total	N/A	6,195	5,915 ^k	N/A
Total juvenile	N/A	6,195	5,915 ^k	N/A
Grand total	129,826 ^{fi}	517,706	481,615 ⁱ	156,762 ^{ei}

	Trial ^d			Age of pending cases (12/31/78)		
		Jury	Non-jury		Over 1 year	Under 1 year
Civil:						
Small claims	--	12,660	12,660	Other civil	18,075	26,715
Estate	2	561	563	Regular criminal ..	3,179	9,377
Other civil	441	5,006	5,447			
Total	443	18,227	18,670			
Criminal:						
Felony	591	1,021	1,612			
Misdemeanor	275	6,511	6,786			
Ordinance violation .	31	4,074	4,105			
Total	897	11,606	12,503			
Traffic:						
Other traffic violation	252	15,168	15,420			
Grand total	1,592	45,001	46,593	Age at disposition:		
				Probate/wills/intestate	8,568	6,683
						1,885

Boldface headings indicate the classifications used by the NCSP.

N/A = This case type is handled by the court but the data are unavailable.

X = The data for this case type are known to be included in the total but were not available by category.

-- = Not applicable.

^cJudge information:

Data include cases handled by 92 district and 15 district associate judges, 15 regular full-time, 9 substitute full-time, and 191 part-time magistrates.

^dCase definition or unit of count:

A civil case is counted with the filing of a petition or complaint.

The criminal case unit of count is the number of informations or indictments.

A jury trial is counted when the jury is sworn.

A non-jury trial (contested) is counted when the first witness is sworn.

^fBeginning pending figure for the 1978 court year does not equal the end pending figure for the 1977 court year:

The disparity between these figures is due to inventory corrections.

^gChange in pending does not equal the difference between filings and dispositions:

Figures are as reported in the annual report.

^hFigure was computed:

Beginning pending figure was computed from filed, disposed, and end pending data.

Time interval data were estimated from percentages given in the annual report.

ⁱData are not complete:

Estate, total civil, and grand total disposed figures do not include **guardianship/conservatorship/trusteeship** cases.

Total **civil** pending does not include **domestic relations** or **estate** data.

Grand total pending does not include **domestic relations** or **estate**, or **juvenile** data.

^jExplanation of data included in the category:

Small claims total includes cases handled by the clerk. The cases are not listed as filed or pending in the "by clerk" category because the cases are filed as regular cases and not as cases to be specifically disposed by the clerk.

Regular criminal cases handled by the district judges include **felonies** and **appeals**.

Felony pending is the total for all regular criminal categories (**felony**, **appeal**, indictable misdemeanor).

Misdemeanor (regular criminal) pending cases are included in the **felony** (regular criminal) data.

^kAdditional information:

Estate, guardianship and conservatorship, trusteehip, and regular criminal (**felony**) cases are handled by district judges only.

Formal hearings were held in 299 of the 8,540 **preliminary hearing** cases disposed by associate judges and regular magistrates.

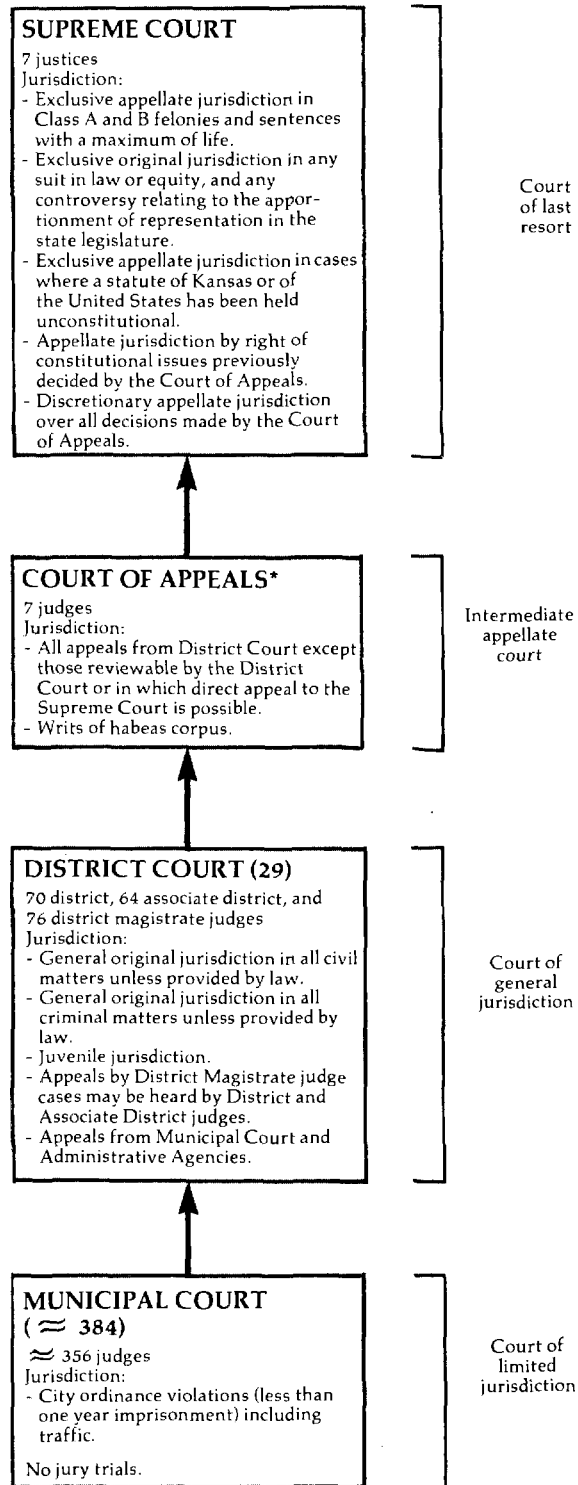
Nonindictable state and nonindictable ordinance cases are handled by district associate judges, regular full-time, substitute full-time, and part-time magistrates.

In addition to the total criminal data, there were 195 search warrants, 218 seized property hearings, and 15 miscellaneous actions handled by district associate and regular full-time magistrates, and 664 search warrants, 164 seized property hearings, and 17 miscellaneous actions handled by substitute full-time and part-time magistrates.

Juvenile and **other domestic relations** cases disposed represent the number of cases closed by formal hearing.

Source: Court Administrator of the Judicial Department, 1978 Annual Statistical Report, Iowa Judiciary (Des Moines, Iowa: 1979). Statistics are from the annual report except that totals have been computed where necessary.

KANSAS COURT SYSTEM, 1978



↑ Indicates route of appeal.
*Established January 10, 1977.

KANSAS SUPREME COURT
Court of last resort
7 justices
July 1, 1977 to June 30, 1978

	Beginning pending	Filed	Disposed	End pending
Cases:				
Appeals:				
Civil	X	X (X) ^e	X	X
Criminal	164 ^f	114 ^j (X) ^e	176	102
Appeal of administrative agency case:				
Workmen's compensation	X	X (X) ^e	X	X
Total appeals	351 ^f	131 ^j (14) ^e	300	196
Other cases:				
Original proceedings:				
Original jurisdiction:				
Habeas corpus	X	X	5	X
Mandamus	X	X	10	X
Other writs	X	X	1	X
Total	X	X	16	X
Disciplinary				
Disciplinary	X	X	9	X
Total	7	25	25	7
Requests to appeal:				
Petitions for review Court of Appeals decisions	N/A	N/A ⁱ	77 (14) ^e	21
Total other cases	7 ⁱ	25 ⁱ	102 (14) ^e	28
Total cases	358ⁱ	156ⁱ (14)^e	402 (14)^e	224
Other proceedings:				
Rehearing requests:				
Motions for rehearing	0	43	43 ^k	0
Other matters:				
Motions	0	950	950	0
Total other proceedings	0	993	993	0

Disposition of cases

	<u>Appeals</u>				<u>Original proceedings</u>			<u>Request appeal</u>
	<u>Civil</u>	<u>Criminal</u>	<u>Agency</u>	<u>Total</u>	<u>Original jurisdiction</u>	<u>Disciplinary</u>	<u>Total</u>	
By opinion:								
Affirmed	X	131	X	197	--	--	--	--
Reversed	X	21	X	50	--	--	--	--
Affirmed in part, revised in part	X	10	X	16	--	--	--	--
Dismissed	X	0	X	3	5	0	5	--
Without opinion:								
Voluntary dismissals ..	X	8	X	22	0	0	0	--
Dismissals by court ...	X	6	X	12	5	0	5	--
Granted	--	--	--	--	0	--	0	77
Denied	--	--	--	--	8	--	8	14
Public censure	--	--	--	--	--	0	0	--
Other	--	--	--	--	0	9	9	--

Manner of disposition

Time interval (average months)

Appeals

	<u>Appeals</u>					<u>Appeals</u>	
	<u>Civil</u>	<u>Criminal</u>	<u>Agency</u>	<u>Total</u>		<u>Civil and agency</u>	<u>Criminal</u>
Signed opinion .. X	92	X	163		4.6	6.0	
Per curiam	X	48	X	81	9.1	5.2	
Memorandum	X	22	X	32	13.7	11.2	
Total	X	162	X	266			
					<u>Docketing (filing of record on appeal) to readiness</u>		
					<u>Readiness to decision</u>		
					<u>Docketing (filing of record on appeal) to decision</u>		

Status of pending cases (6/30/78)

Age of pending cases (months)

	<u>Appeals</u>				<u>Civil and agency</u>	<u>Criminal</u>	<u>Total</u>
	<u>Civil and agency</u>	<u>Criminal</u>	<u>Total</u>				
Not ready for submission:							
No briefs filed	237	72	309	6 months or less	15	48	63
Appellant only ready	80	31	111	7 to 12 months	10	40	50
Total	317	103	410	13 months or more	69	14	83
Ready for submission	200	42	242	Total	94	102	196
Submitted	41	9	50	Average age	13.6 months	7.0 months	10.2 months

(continued on next page)

Boldface headings indicate the classifications used by the NCSP.

Blank space = Not enough information is known. The category may or may not be handled by the court.

X = The data for this case type are known to be included in the total but were not available by category.

-- = Not applicable.

^eCases not included in the total to avoid double counting:

Petitions for review of Court of Appeals decisions when granted are not counted as disposed cases until the resulting **appeal** is disposed; a new filing is not counted for the resulting **appeal**. These granted petitions for review are the numbers appearing in parentheses.

^fBeginning pending figure for the 1978 court year does not equal the end pending figure for the 1977 court year:

Pending data were corrected in the 1978 annual report.

^gData are not complete:

No beginning pending or filed data were available for **requests to appeal** cases. These cases are not included in the total cases beginning pending or filed categories.

^jExplanation of data included in the category:

Appeals filed include 10 **civil** and **agency** and 8 **criminal appeals** transferred from the Court of Appeals.

^kAdditional information:

Of the 43 motions for rehearing disposed, one was granted and the rest were denied.

Source: Office of the Judicial Administration, Annual Report on the Courts of Kansas, July 1, 1977 through June 30, 1978 (Topeka, Kansas: November, 1978). Statistics are from the annual report except that totals have been computed where necessary.

KANSAS COURT OF APPEALS^a
Intermediate Appellate Court
7 Judges
July 1, 1977 to June 30, 1978

	Beginning pending	Filed	Disposed	End pending
Cases:				
Appeals:				
Civil	292 ^f	602	336	558
Criminal	93 ^f	190	129	154
Total appeals	385 ^f	792	465	712
Other cases:				
Original proceedings	—	—	—	—
Requests to appeal	—	—	—	—
Total other cases	—	—	—	—
Total cases	385^f	792	465	712
Other proceedings:				
Rehearing requests:				
Motions for rehearing	0	35	35 ^k	0
Other matters:				
Motions	0	2,157	2,157	0
Total other proceedings	0	2,192	2,192	0

<u>Manner of disposition</u>				<u>Disposition of appeals</u>			
	Civil	Criminal	Total		Civil	Criminal	Total
Appeals terminated by opinion:				By opinion:			
Signed opinion	190	99	289	Affirmed	133	78	211
Per curiam	12	4	16	Reversed	39	21	60
Total	202 ^m	103 ^m	305	Affirmed in part, reversed in part ..	21	2	23
Time interval (months)				Remanded	0	1	1
	Civil	Criminal	Total	Other	2	0	2
Number of appeals terminated by				Dismissed	7	1	8
age from readiness:				Without opinion:			
Less than 7 months	129	87	216	Voluntary dismissals	88	13	101
7 to 9 months	60	14	74	Dismissals by court	26	5	31
10 to 12 months	11	1	12	Transferred to Supreme Court	10	8	18
13 or more months	2	1	3	Other	10	0	10
Age of pending cases (6/30/78) (months)				Status of pending cases (6/30/78)			
	Civil	Criminal	Total		Civil	Criminal	Total
Cases pending from date docketed:				Not ready for submission:			
6 months or less	282	96	378	No briefs filed	237	72	309
7 to 12 months	213	47	260	Appellant only ready	80	31	111
13 months or more	63	11	74	Total	317	103	420
Total	558	154	712	Ready for submission	200	42	242
Average age (months)	6.7 months	5.6 months	6.5 months	Submitted	41	9	50

Time interval (average months)

	Civil	Criminal
Docketing to decision	9.9	9.4
Docketing to readiness	4.2	5.0
Readiness to decision	5.7	4.3

Boldface headings indicate the classifications used by the NCSP.

Blank space = Not enough information is known. The case category may or may not be handled by the court.

^aCourt jurisdiction:

The Court of Appeals was created as the intermediate appellate court of Kansas on January 10, 1977.

^fBeginning pending figure for the 1978 court year does not equal the end pending figure for the 1977 court year:

As noted in the annual report, the figures reported here reflect adjustments made to the figures previously reported.

^kAdditional information:

All 35 of the rehearing requests were denied.

^mInformation on type of disposition or trial data:

Twenty-five of the total criminal opinions and fifty-eight of the civil opinions were memorandum opinions.

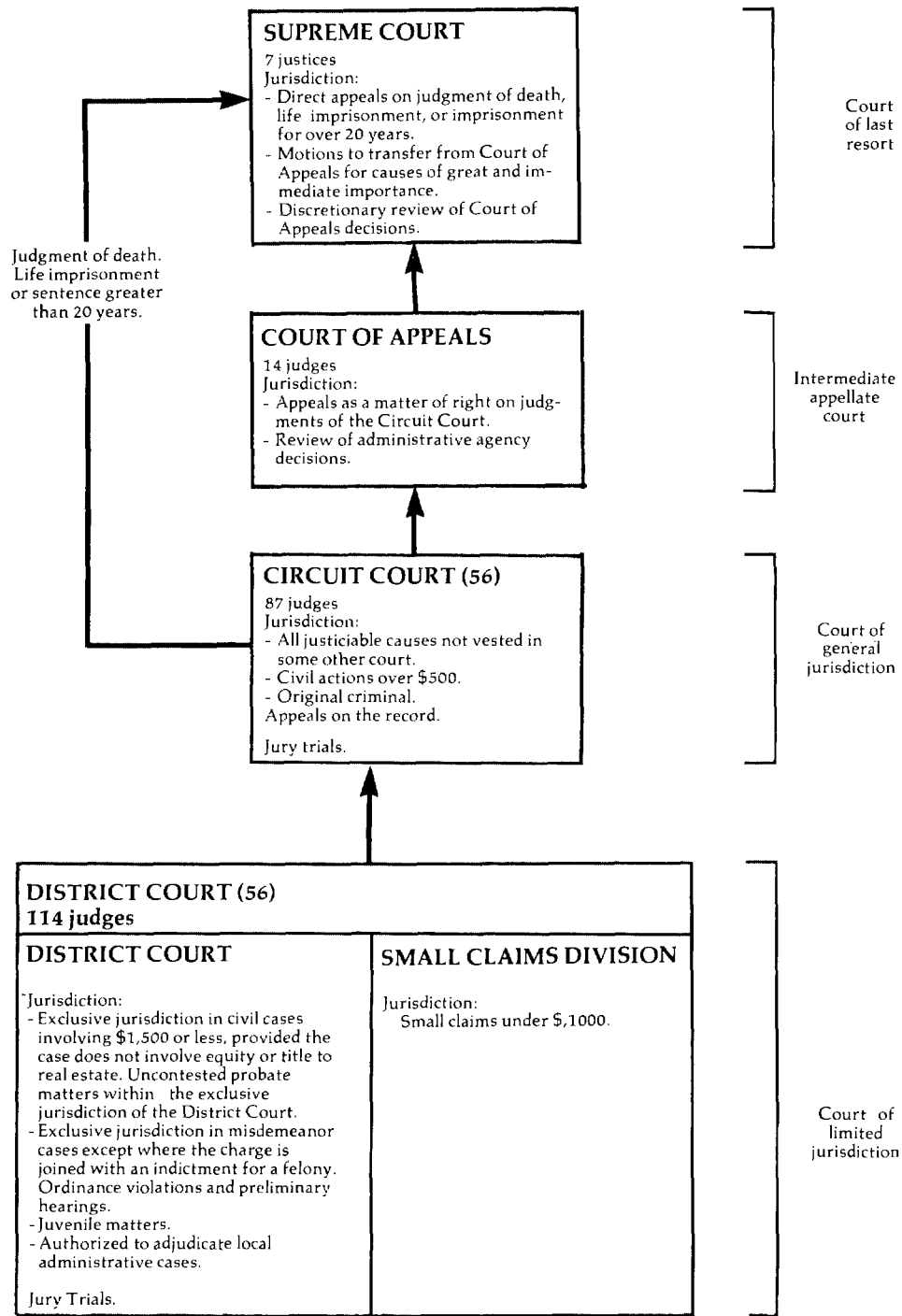
Source: Office of the Judicial Administration, Annual Report on the Courts of Kansas, July 1, 1977 through June 30, 1978 (Topeka, Kansas: December 1978). Statistics are from the annual report except that totals have been computed where necessary.

KANSAS DISTRICT COURT
 Court of general jurisdiction
 29 districts: 70 district, 64 associate district, and 76 district magistrate judges
 July 1, 1977 to June 30, 1978

	Beginning pending	Filed ^j	Disposed	End pending
Civil^d:				
Law:				
Chapter 61 ^j	11,635 ¹	29,345	26,363	12,581 ^{g1}
Tort:				
Auto tort:				
Auto negligence	X	1,346	X	X
Professional tort:				
Medical negligence	X	145	X	X
Product liability tort	X	101	X	X
Other tort:				
Property damage	X	403	X	X
Other tort	X	1,254	X	X
Total	X	1,657	X	X
Total	X	3,249	X	X
Contract	X	6,546	X	X
Small claims	N/A	10,670	N/A	N/A
Real property rights:				
Personal property	X	422	X	X
Real property	X	2,275	X	X
Total	X	2,697	X	X
Domestic relations:				
Marriage dissolution:				
Divorce, annulment, or separate maintenance	X	19,619	X	X
Support/custody:				
U.R.E.S.A. inward	X	1,783	X	X
U.R.E.S.A. outward	X	1,328	X	X
Total	X	3,111	X	X
Adoption	N/A	1,973	N/A	N/A
Other domestic relations	X	1,270	X	X
Total	8,744 ^{fi}	25,973	22,777 ¹	9,967 ^{g1}
Estate:				
Probate/wills/intestate:				
Decedents estates	N/A	6,225	5,085	N/A
Guardianship/conservatorship/trusteeship:				
Guardianship/conservatorship estates	N/A	1,958	899	N/A
Trusts	N/A	384	179	N/A
Total	N/A	2,342	1,078	N/A
Other estate:				
Determination of descent	N/A	N/A	2,055	N/A
Miscellaneous probate actions	N/A	N/A	1,202	N/A
Total	N/A	N/A	3,257	N/A
Total	N/A	8,567 ⁱ	9,420	N/A
Mental health:				
Mental health treatment proceedings	N/A	1,219	N/A	N/A
Alcohol treatment proceedings	N/A	710	N/A	N/A
Total	N/A	1,929	N/A	N/A
Appeal	X	144	X	X
Extraordinary writ:				
Special writs	X	267	X	X
Other civil:				
Other regular civil	X	2,689	X	X
Total civil	31,621 ^{fi}	92,076 ⁱ	72,813 ^d	35,129 ^{g1}
Criminal^d:				
Felony	3,926 ^{fi}	10,303	10,232 ^j	3,997 ^j
Misdemeanor	3,993 ^{fi}	14,193	14,819 ^j	4,082 ^j
Appeal	(j)	715	(j)	(j)
Total criminal	7,919 ^f	25,211	25,051	8,079
Traffic:				
DWI/DUI:				
Driving while intoxicated	N/A	3,538	X	N/A
Other traffic violation:				
Juvenile traffic	N/A	3,116	2,660	N/A
Other traffic	N/A	260,486	X	N/A
Total	N/A	263,602	X	N/A
Total traffic	N/A	267,140	252,688	N/A
Juvenile:				
Criminal-type offense:				
Delinquent	N/A	3,982	X	N/A
Status offense:				
Miscreant	N/A	4,291	X	N/A
Wayward or truant	N/A	2,365	X	N/A
Total	N/A	6,656	X	N/A
Non-offense:				
Dependent/neglected	N/A	1,899	X	N/A
Other juvenile:				
Informal juvenile	N/A	13,434	N/A	N/A
Total juvenile	N/A	25,971	9,861 ¹	N/A
Grand total	39,540 ^{fi}	410,398 ¹	360,413 ¹	43,208 ¹

(continued on next page)

KENTUCKY COURT SYSTEM, 1978



↑ Indicates route of appeal.

KENTUCKY SUPREME COURT
Court of last resort
7 justices
January 1, 1978 to December 31, 1978

	Beginning pending	Filed	Disposed	End pending
Cases:				
Appeals:				
Direct appeals	X	X	X	X
Motions for transfer granted	X	(11) ^e	X	X
Motions for discretionary review granted	X	(123) ^e	X	X
Total appeals	X	X (134)^e	X	X
Other cases:				
Original proceedings:				
Original jurisdiction:				
Original actions	X	X	X	X
Motions for injunctive relief	0	6	6	0
Total	X	X	X	X
Requests to appeal:				
Motion for transfer	7	14	6 (11) ^e	4
Motion for discretionary review	143	486	350 (123) ^e	156
Total	150	500	356 (134)^e	160
Total other cases	150ⁱ	506ⁱ	362ⁱ(134)^e	160ⁱ
Total cases	214	771 (134)^e	736^j (134)^e	249
Other proceedings:				
Rehearing requests:				
Petitions for rehearing	12	58	60	10
Other matters:				
Motions other than Rule 65.09 matters	17	44	48	13
Intermediate appellate matters				
Total other proceedings	29	102	108	23

Manner of disposition

	<u>Direct Appeals and original actions</u>	<u>Requests to appeal</u>	<u>Total</u>
Opinion	227	0	227
Order	13	X	557
Transfer to Court of Appeals..	X	3	13

Boldface headings indicate the classifications used by the NCSP.

X = The data for this case type are known to be included in the total but were not available by category.

^eCases not included in the total to avoid double counting:

Motions for transfer and motions for discretionary review granted are not counted as disposed until the appeal is disposed; a filing is not counted for the resulting appeal. These granted petitions are the numbers appearing in parentheses.

^jExplanation of data included in the category:

Total cases disposed include 13 cases transferred to the Court of Appeals.

Source: Administrative Office of the Courts, Annual Report, 1978 (Frankfort, Kentucky). Statistics are from the annual report except that totals have been computed where necessary.

KENTUCKY COURT OF APPEALS
 Intermediate appellate court
 14 judges
 January 1, 1978 to December 31, 1978

	Beginning pending	Filed	Disposed	End pending
Cases:				
Appeals:				
Civil	892	1,189	1,340	741
Criminal	228	305	317	216
Total appeals	1,120	1,494	1,657	957
Other cases:				
Original proceedings:				
Original jurisdiction:				
Original actions	18 ^{f1}	52	57 ¹	13
Actions for injunctive relief ^a	1 ^{f1}	22	18 ¹	5
Total	19^{f1}	74	75¹	18
Requests to appeal:				
Discretionary review	2 ^{f1}	3 ¹	4 ¹	1
Total other cases	21	77	79	19
Total cases	1,141	1,571	1,736	976
Other proceedings:				
Rehearing requests:				
Petitions for rehearing:				
Civil	96	297	309	84
Criminal	17	45	49	13
Total	113	342	358	97
Total other proceedings	113	342	358	97

	<u>Manner of disposition¹</u>			<u>Disposition of cases</u>					
	<u>Published opinion</u>	<u>Non-published opinion</u>	<u>Order</u>	<u>Appeals</u>			<u>Original juris-diction</u>	<u>Requests to appeal</u>	
				<u>Civil</u>	<u>Criminal</u>	<u>Total</u>			
Appeals:									
Civil	241	805	267						
Criminal	55	188	79						
Total	296	993	346						
Original proceedings:									
Original jurisdiction	0	1	58						
Requests to appeal	0	0	3						
Total cases	296	994	407						
				Published opinion:					
				Affirmed	128	28	156	--	--
				Affirmed in part and reversed in part	28	3	31	--	--
				Reversed	55	22	77	--	--
				Reversed and remanded	29	1	30	--	--
				Remanded	0	1	1	--	--
				Nonpublished opinion:					
				Affirmed	529	136	665	--	--
				Affirmed in part and reversed in part	69	13	82	--	--
				Reversed	145	17	162	--	--
				Reversed and remanded	60	9	69	--	--
				Remanded	8	8	16	--	--
				Order:					
				Dismissed	268	79	347	52	2
				Granted	--	--	--	6	1

Boldface headings indicate the classifications used by the NCSP.
 -- = Not applicable.

^aCourt jurisdiction:

The court obtained jurisdiction for "actions for injunctive relief" on February 1, 1977 from the Supreme Court.

^fBeginning pending figure for the 1978 court year does not equal the end pending figure for the 1977 court year:

Figures are given as corrected by the administrative office of the courts during data verification.

¹Special source or revision in the data:

These caseload inventory data were corrected by the administrative office of the courts during data verification.

Manner of disposition and disposition of cases data were supplied by the clerk of the court during data verification.

^mInformation on disposition type or trial data:

The 1,290 opinions disposed 1,330 cases.

Source: Administrative Office of the Courts, *Annual Report, 1978* (Frankfort, Kentucky). Statistics are from the annual report except that totals have been computed where necessary, and additions and corrections were supplied by the clerk of the court and the administrative office of the courts during data verification.

KENTUCKY CIRCUIT COURT
Court of general jurisdiction
56 districts, 87 judges
January 1, 1978 to December 31, 1978

	Beginning pending	Filed	Disposed	End pending
Civil^d:				
Law:				
Civil suit	N/A	15,408	16,036 ¹	N/A
Domestic relations:				
Adoption:				
Adoption and termination of parental rights	N/A	2,212 ¹	2,276 ¹	N/A
Other domestic relations:				
Domestic relations ^j	N/A	28,172	24,028 ¹	N/A
Total	N/A	30,384 ¹	26,304 ¹	N/A
Mental health^j	N/A	3,039 ¹	2,984 ¹	N/A
Appeal:				
Appeal of administrative agency case:				
Workmen's compensation	N/A	757	573 ¹	N/A
Appeal of trial court case:				
Probate challenges ^j	N/A	107	290 ¹	N/A
Civil appeal	N/A	225 ¹	210 ¹	N/A
Total	N/A	332 ¹	500 ¹	N/A
Total	N/A	1,089 ¹	1,073 ¹	N/A
Other civil^j	N/A	5,925	5,011 ¹	N/A
Total civil	N/A	54,845	51,408	N/A
Criminal^d:				
Felony/misdemeanor:				
Criminal	N/A	9,736 ¹	9,131 ¹	N/A
Appeal	N/A	396 ¹	309 ¹	N/A
Total criminal	N/A	10,132	9,440	N/A
Grand total	N/A	64,977	60,848	N/A

Boldface headings indicate the classifications used by the NCSP.
N/A = This case type is handled by the court, but the data are unavailable.

^dCase definition or unit of count:

A civil case is counted with the filing of a petition or complaint.
The criminal case unit of count is the number of defendants.

^jExplanation of data included in the category:

Domestic relations cases include contested and uncontested divorces, separations, annulments, and certain post-divorce hearings for modifications in support, custody, visitation rights, etc.
Mental health cases include both involuntary hospitalization and competency hearings.
Probate challenge cases are primarily will contests and exceptions to probate settlements of the District Court.
Other civil cases include tax, zoning, and other administrative board appeals; state-initiated fiscal suits from the Department of Revenue, Unemployment Compensation Board, etc; Uniform Reciprocal Support Act cases; cases involving only injunctive relief; and other cases not specifically categorized elsewhere on the profile.

¹Special source or revision in the data:

Most filing figures were revised and all disposed figures were supplied by the administrative office of the courts during data verification.

Source: Administrative Office of the Courts, Annual Report, 1978 (Frankfort, Kentucky). Statistics are from the annual report except that totals have been computed where necessary, and corrections and additional data were supplied by the administrative office of the courts during data verification.

KENTUCKY DISTRICT COURTS¹
Court of limited jurisdiction
56 districts, 114 judges
January 2, 1978 to December 31, 1978

	Beginning ^j pending	Filed	Disposed	End pending
Civil^d:				
Law:				
Civil	1,575	48,808	32,740	17,643 ^h
Small claims	15	27,585	19,022	8,578 ^h
Estate:				
Other estate:				
Probate ^j	8,104	34,756	15,909	26,951 ^h
Total civil	9,694	111,149	67,671	53,172 ^h
Criminal^d:				
Misdemeanor	N/A	171,769	146,215	N/A
Preliminary hearing:				
Felony	N/A	21,959	18,655	N/A
Total criminal	N/A	193,728	164,870	N/A
Traffic^d:				
Total traffic	N/A	241,121	209,237	N/A
Juvenile^{d,j}:				
Total juvenile	N/A	34,114	26,129	N/A
Grand total	9,694¹	580,112	467,907	53,172^{h1}

Boldface headings indicate the classifications used by the NCSP.

N/A = This case type is handled by the court, but the data are unavailable.

^aCourt jurisdiction:

The Kentucky District Court was established under the Judicial Article adopted in November 1975 by constitutional amendment. The District Court became effective on January 2, 1978, replacing the former courts of limited jurisdiction--the County Court, Quartery Court, Police Court, and Magistrate Court.

^dCase definition or unit of count:

A civil case is counted with the filing of a petition or complaint.
The criminal, traffic, and juvenile case unit of count is the number of defendants.

^hFigure was computed:

End pending figures were computed from beginning pending, filed, and disposed data given in the annual report.

ⁱData are not complete:

Grand total pending data do not include any criminal, traffic, or juvenile data.

^jExplanation of data included in the category:

Cases listed as "beginning pending" for the 1978 court year are those cases which were transferred to the District Court upon its inception from the old limited jurisdiction courts.

The probate category includes name changes, and various other fiduciary appointments (guardianships, committee fiduciaries for incompetents, conservatorships, etc.), as well as estate cases.

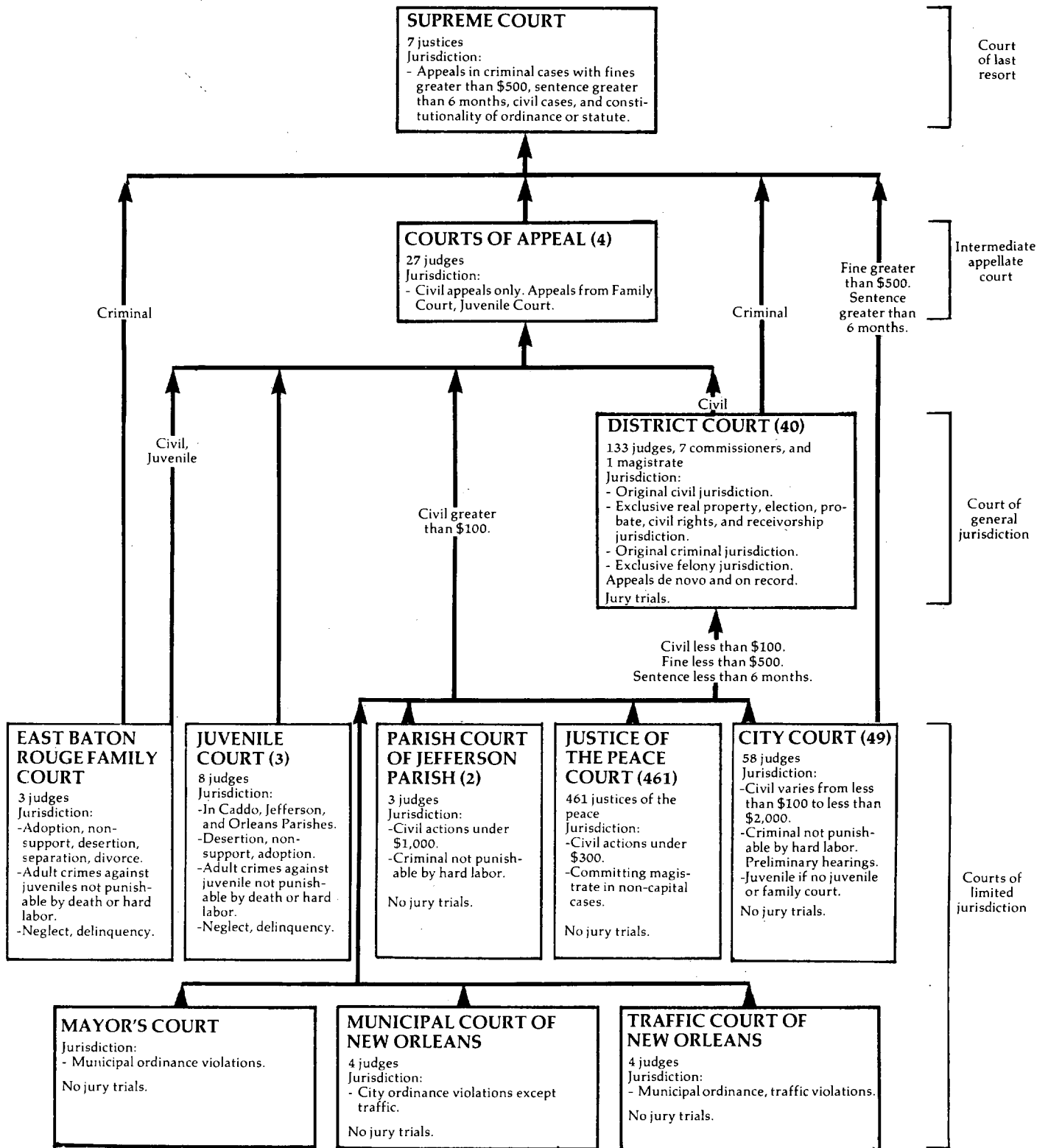
Juvenile cases include delinquency, status, dependency, neglect, needy, and abuse cases, as well as paternity actions and adult violations of KRS 530.060-.070 (endangering the welfare of or unlawful transaction with a minor).

¹Special source or revision in the data:

All data for this court were revised by the administrative office of the courts during data verification.

Source: Administrative Office of the Courts, Annual Report, 1978 (Frankfort, Kentucky). Statistics are from the annual report except that totals have been computed where necessary, and revisions were made to all data by the administrative office of the courts during data verification.

LOUISIANA COURT SYSTEM, 1978



↑ Indicates route of appeal.

LOUISIANA SUPREME COURT
Court of last resort
7 justices
January 1, 1978 to December 31, 1978

	Beginning pending	Filed	Disposed	End pending
Cases:				
Appeals:				
Appeals ^j	N/A	563	559	N/A
Writs granted	N/A	(472) ^e	408	N/A
Total appeals	N/A	563 (472) ^e	967	N/A
Other cases:				
Original proceedings:				
Original jurisdiction:				
Other matters	N/A	11	49	N/A
Disciplinary:				
Original jurisdiction petitions ^j	N/A	18	7 ^j	N/A
Total	N/A	29	56	N/A
Requests to appeal:				
Writs	N/A	1,813	1,622 (472) ^e	
Total other cases	N/A	1,842	1,678 (472) ^e	N/A
Total cases	N/A	2,405 (472) ^e	2,645 (472) ^e	N/A
Other proceedings:				
Rehearing requests	N/A	249	246	N/A
Total other proceedings	N/A	249	246	N/A

Manner of disposition

	<u>Appeals</u>	<u>Original jurisdiction</u>	<u>Disciplinary</u>	<u>Requests to appeal</u>	<u>Total cases</u>	<u>Rehearing requests</u>
Written opinion.....	422	3	7	--	432	8
Per curiam without opinion ...	285	46	0	--	331	0
With orders	260	0	0	--	260	0
Dismissed	15	0	0	22	37	0
Granted	--	--	--	472	472	19
Denied	--	--	--	1,299	1,299	227
Not considered	--	0	--	41	41	0

Boldface headings indicate the classifications used by the NCSP.

Blank space = Not enough information is known. The case category may or may not be handled by the court.

N/A = This case type is handled by the court, but the data are unavailable.

-- = Not applicable.

^eCases not included in the total to avoid double counting:

A writ granted is not counted as disposed until the resulting appeal is disposed; a filing is not counted for the resulting appeal. These granted writs are the numbers appearing in parentheses in the profile.

^jExplanation of data included in the category:

Appeals filed include a few habeas corpus original jurisdiction cases.

Original jurisdiction petitions under disciplinary include some nondisciplinary bar matters as well as disciplinary cases.

Source: Judicial Administrator, Judicial Council Annual Report with 1978 Statistics and Related Data (New Orleans, Louisiana). Statistics are from the annual report except that totals have been computed where necessary.

LOUISIANA COURTS OF APPEAL^a
Intermediate appellate court
4 circuits, 27^c judges
January 1, 1978 to December 31, 1978

	Beginning pending	Filed	Disposed	End pending
Cases:				
Appeals:				
Civil	X	2,042	2,068 ^h	X
Total appeals	X	2,042	2,068 ^h	X
Other cases:				
Original proceedings:				
Original jurisdiction:				
Writs	X	344	310 ^l	X
Requests to appeal	X	344	310 ^l	X
Total other cases	X	344	310 ^l	X
Total cases	909 ^h	2,386	2,378 ^l	917 ^l
Other proceedings:				
Rehearing requests	N/A	N/A	712	N/A
Total other proceedings	N/A	N/A	712	N/A

<u>Manner of disposition</u>	<u>Disposition of cases</u>	<u>Status of pending cases^l (12/31/78)</u>
Judgments rendered		To be argued
1,930	<u>Original</u>	757
Cases dismissed	<u>jurisdiction</u>	Argued but not decided
138	Granted	160
	Refused	
	71	
	239	

Boldface headings indicate the classifications used by the NCSP.

Blank space = Not enough information is known. The case category may or may not be handled by the court.

N/A = This case type is handled by the court, but the data are unavailable.

X = The data for this case type are known to be included in the total but were not available by category.

^aCourt jurisdiction:

The court hears **civil appeals** only.

^cJudge information:

Two retired judges were also assigned to hear cases in the First Circuit of the Courts of Appeal.

^hFigure was computed:

The writs disposed figure was computed by adding writs refused and writs granted.

Beginning pending figure was computed from filing, disposition, and end pending data.

The **appeals** disposed figure was computed by adding together cases dismissed and judgments rendered.

^lSpecial source or revision in the data:

Disposition, end pending, and status of pending cases data were corrected by the administrative office of the courts during data verification.

Source: Judicial Administrator, Judicial Council Annual Report with 1978 Statistics and Related Data (New Orleans, Louisiana). Statistics are from the annual report except that totals have been computed where necessary, and corrections were made by the office of the Judicial Administration during data verification.

LOUISIANA DISTRICT COURT
 Court of general jurisdiction
 40 districts, 133 judges, 7 commissioners, and 1 magistrate
 January 1, 1978 to December 31, 1978

	Beginning pending	Filed	Disposed	End pending
Civil^d:				
Total civil	N/A	141,000	N/A	N/A
Criminal^d:				
Total criminal	N/A	229,541	N/A	N/A
Grand total	N/A	370,541	N/A	N/A

Boldface headings indicate the classifications used by the NCSP.
 N/A = This case type is handled by the court, but the data are unavailable.

^dCase definition or unit of count:
 A civil case is counted with the filing of a petition or complaint.
 The criminal case unit of count is the number of defendants on the information or indictment.

Source: Judicial Administrator, Judicial Council Annual Report with 1978 Statistics and Related Data (New Orleans, Louisiana). Statistics are from the annual report except that totals have been computed where necessary.

LOUISIANA FAMILY COURT AND JUVENILE COURT
 Court of limited jurisdiction
 1 court, 3 judges; 3 courts, 8 judges
 January 1, 1978 to December 31, 1978

	Beginning pending	Filed	Disposed	End pending
Juvenile:				
Total juvenile	N/A	28,240	N/A	N/A
Grand total	N/A	28,240	N/A	N/A

Boldface headings indicate the classifications used by the NCSP.
 N/A = This case type is handled by the court, but the data are unavailable.

Source: Judicial Administrator, Judicial Council Annual Report with 1978 Statistics and Related Data (New Orleans, Louisiana). Statistics are from the annual report except that totals have been computed where necessary.

LOUISIANA CITY COURT¹ AND PARISH COURT¹, AND MUNICIPAL COURT AND TRAFFIC COURT OF NEW ORLEANS
Court of limited jurisdiction
49 courts, 58 judges; 2 courts, 3 judges; 1 court, 4 judges ; 1 court, 4 judges
January 1, 1978 to December 31, 1978

	Beginning pending	Filed ⁱ	Disposed	End pending
Civil^d:				
Law:				
Civil	N/A	61,575 ⁱ	39,163 ⁱ	N/A
Total civil	N/A	61,575 ⁱ	39,163 ⁱ	N/A
Criminal^d:				
Misdemeanor:				
State misdemeanor	N/A	28,674 ⁱ	25,698 ⁱ	N/A
Ordinance violation	N/A	90,190 ⁱ	71,284 ⁱ	N/A
Total criminal	N/A	118,864 ⁱ	96,982 ⁱ	N/A
Traffic:				
Other traffic violation:				
State cases	N/A	78,341 ⁱ	71,147 ⁱ	N/A
Ordinance cases	N/A	299,102 ⁱ	247,777 ⁱ	N/A
Juvenile traffic-city	N/A	6,456 ⁱ	4,056 ⁱ	N/A
Juvenile traffic-state	N/A	1,202 ⁱ	1,107 ⁱ	N/A
Total	N/A	385,101 ⁱ	324,087 ⁱ	N/A
Total traffic	N/A	385,101 ⁱ	324,087 ⁱ	N/A
Juvenile^j:				
Criminal-type offense:				
Delinquency	N/A	4,446 ⁱ	3,780 ⁱ	N/A
Non-offense:				
Neglect	N/A	395 ⁱ	359 ⁱ	N/A
Other juvenile:				
Special proceedings	N/A	280 ⁱ	261 ⁱ	N/A
Total juvenile	N/A	5,121 ⁱ	4,400 ⁱ	N/A
Grand total	N/A	570,661 ⁱ	464,632 ⁱ	N/A

Boldface headings indicate the classifications used by the NCSF.

N/A = This case type is handled by the court, but the data are unavailable.

^dCase definition or unit of count:

A civil case is counted with the filing of a petition or complaint.

The criminal case unit of count is the number of informations, indictments, or complaints.

ⁱData are not complete:

Data were not available for Houma and Plaquemines. Filings for the following courts are estimates based on nine months data: Jefferson Second Parish Court, Slidell, and Winnfield. Marksville and Pineville reports were estimated based on eight months data.

^jExplanation of data included in the category:

Juvenile traffic filings are included in the juvenile total filings.

Source: Judicial Administrator, Judicial Council Annual Report with 1978 Statistics and Related Data (New Orleans, Louisiana). Statistics are from the annual report except that totals have been computed where necessary.

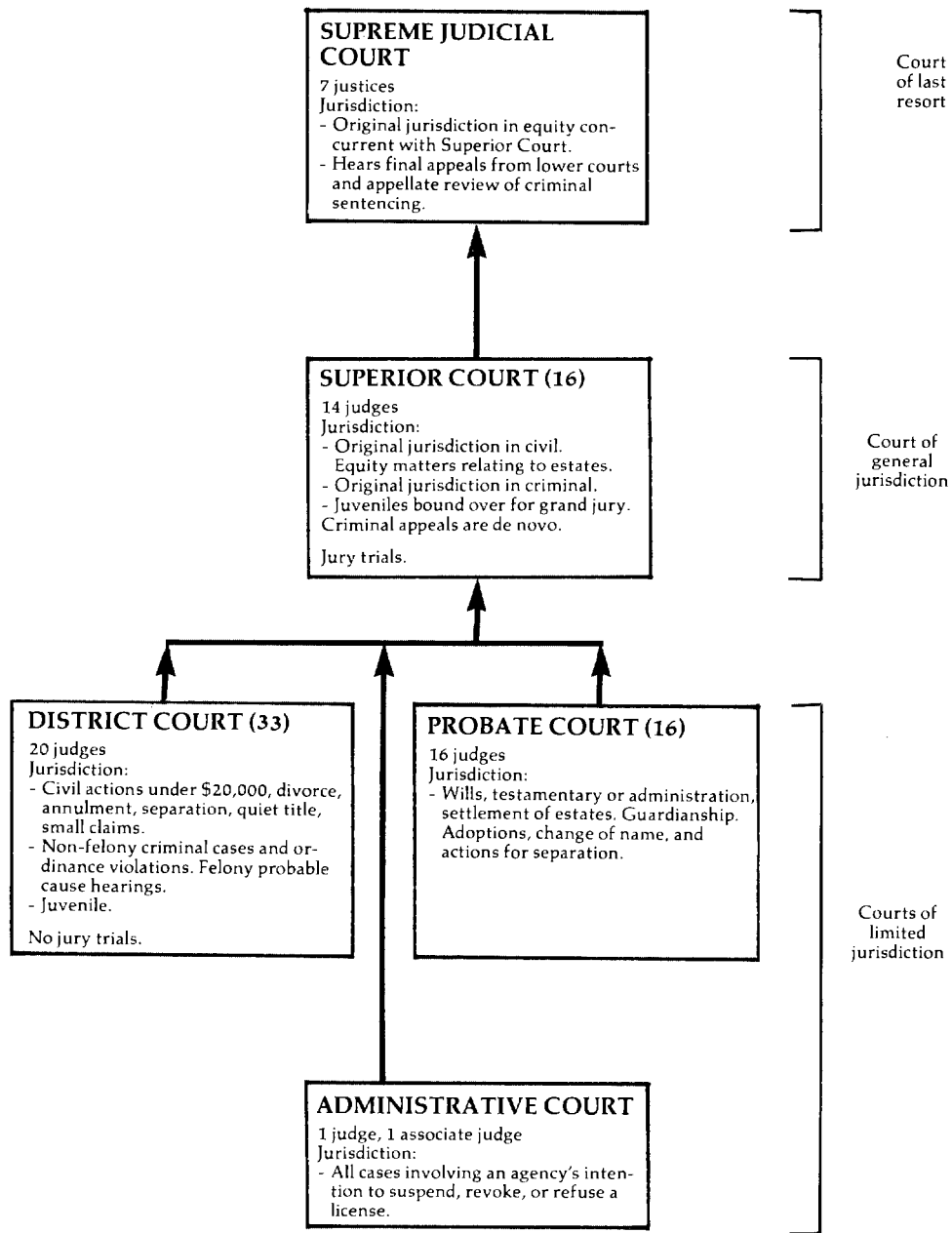
LOUISIANA JUSTICE OF THE PEACE COURT
Court of limited jurisdiction
461 courts, 461 justices of the peace
January 1, 1978 to December 31, 1978

There were no data available for cases handled in the Justice of the Peace Court for 1978.

LOUISIANA MAYOR'S COURT
Court of limited jurisdiction
January 1, 1978 to December 31, 1978

There were no data available for cases handled in the Mayor's Court for 1978.

MAINE COURT SYSTEM, 1978



↑ Indicates route of appeal.

MAINE SUPREME JUDICIAL COURT
Court of last resort
7 justices
January 1, 1978 to December 31, 1978

Cases:	Beginning pending	Filed	Disposed	End pending
Appeals:				
Civil:				
New appeals	X	236	X	X
Reports	X	4	X	X
Total	205	240	258	187
Criminal:				
New appeals	X	121	X	X
Interlocutory appeals	X	4	X	X
Total	164	125	219	70
Total appeals	369	365	477	257
Other cases:				
Original proceedings:				
Advisory opinions:				
Solemn occasion opinions	0	2	2	0
Sentence review only:				
Appeals in the appellate division	42	55	59	38 ^k
Total other cases	42	57	61	38
Total cases	411	422	538	295

Manner of disposition	Disposition of appeals		
	Civil	Criminal	Total
Written opinion	192	139	331
Per curiam and memorandum opinions	26	22	48
Solemn occasion opinions	2	0	2
Disposition of appeals			
Sustained (reversed)	81	20	101
Denied (affirmed)	120	135	255
Remanded	4	2	6
Dismissed by opinion	13	4	17
Dismissed by court	16	22	38
Dismissed by stipulation .	42	0	42
Withdrawn	18	0	18
Disposition of sentence review cases			
Sentence unchanged	56		
Sentence reduced	3		
Sentence increased	0		

Status of pending cases (appeals)(12/31/78)

Not yet at issue	156
At issue awaiting oral argument	36
Orally argued awaiting opinion	65

Boldface headings indicate the classifications used by the NCSP.

X = The data for this case type are known to be included in the total but were not available by category.

^kAdditional information:

Twenty-one of the **sentence review only** cases pending at the end of the year are pending because a related appeal is pending in the court.

Source: Administrative Office of the Courts, Annual Report 1978 (Auburn, Maine: 1979). Statistics are from the annual report except that totals have been computed where necessary, and additions have been made during verification by the clerk of the court.

MAINE SUPERIOR COURT
 Court of general jurisdiction
 16 counties, 14 judges
 January 1, 1978 to December 31, 1978

	Beginning pending	Filed	Disposed	End pending
Civil^d:				
Law:				
Other civil	X	2,008	1,919	X
Tort:				
Damages	X	942	740	X
Personal injury	X	861	857	X
Total	X	1,803	1,597	X
Contract	X	1,318	1,061	X
Domestic relations:				
Marriage dissolution:				
Divorce	X	539	522	X
Support/custody:				
URESA	N/A	1,499	1,045	N/A
Total	X	2,038	1,567	X
Appeal:				
Appeal of trial court case:				
Infraction appeal	X	33	24	X
Other appeal	X	179	236	X
Total	X	212	260	X
Extraordinary writs:				
Habeas corpus	X	76	64	X
Other civil:				
Habitual offender	X	568	388	X
Total civil	8,293 ^{fi}	8,023	6,856	9,006 ^{gi}
Criminal^d:				
Felony:				
Classes A, B, and C	828 ^f	2,790	2,616	1,002
Misdemeanor:				
Classes D and E	730 ^f	1,979	2,082	627
Other criminal ^j	342 ^f	675	651	366
Total criminal	1,900 ^f	5,444	5,349	1,995
Traffic:				
Other traffic violation:				
Title 29 ^j	400 ^f	2,216	2,009	607
Total traffic	400 ^f	2,216	2,009	607
Grand total	10,593 ^{fi}	15,683	14,214	11,608 ^{gi}

<u>Trial^{di}</u>				<u>Civil dispositions</u>		<u>Criminal and traffic dispositions</u>	
	Jury	Non-jury	Total				
Civil ^m	163	314	477	Default judgments	307	Jury trial:	
Criminal and traffic	507 ^l	234 ^l	741 ^l	Dismissed by plaintiff, settlements, and stipulated judgments (Rule 41(a))	2,641	Convicted	337
Grand total	670	548	1,218	Dismissed by Court (Rule 41(b))	996	Acquitted	156
				Summary judgment	124	Non-jury trial:	
				Final order	1,572	Convicted	194
				Divorce decree	356	Acquitted	65
				Appeal sustained	19	Guilty plea	3,472
				Appeal denied	91	Mistrial	44
				Writ denied	26	Dismissed by court	192
				Writ granted	10	Dismissed by District Attorney (Rule 48(a))	2,219
				Court finding	190	District Court bail reversed	128
				Direct verdict	3	District Court bail affirmed	75
				Multiple judgments	15 ^l	Juvenile appeal denied	35
				Other	390	Juvenile appeal sustained	19
						Juvenile appeal, new sentence	1
						Probation revoked	29
						Filed case	150
						Other	198

(continued on next page)

Maine Superior Court (continued)

	Time interval data (days)				
	0 to 60	61 to 120	121 to 180	181 to 240	over 240
Civil:	days	days	days	days	days
Pretrial memo to pretrial conference	325	407	151	47	91
Pretrial conference to jury trial	46	62	45	23	50
Pretrial conference to jury-waived trial	13	27	32	18	68

	0 to 30	31 to 60	61 to 90	91 to 120	over 120
	days	days	days	days	days
Criminal:					
Filing to first appearance	2,240	109	60	61	139
First appearance to guilty plea	765	233	154	145	272
First appearance to jury trial	23	30	34	39	105
First appearance to jury-waived trial ...	9	6	3	10	29
All first appearances to disposition	935	388	282	251	753

Boldface headings indicate the classifications used by the NCSP.

^dCase definition or unit of count:

A civil case is counted with the filing of a petition or complaint.

The criminal case unit of count is the number of defendants on the information, indictment, or complaint.

A trial is counted by the state when it has officially begun.

^fBeginning pending figure for the 1978 court year does not equal the end pending figure for the 1977 court year:

Figures are as given in the annual report.

^eChange in pending does not equal the difference between filings and dispositions:

Figures are as given in the annual report.

ⁱData are not complete:

Pending data for the categories of **domestic relations**, total **civil**, and for grand total cases do not include data for **support/custody** cases.

^jExplanation of data included in the category:

Other criminal incorporates cases which fall outside Title 17A and Title 12. It includes inland fisheries violations, wildlife violations, and municipal ordinance violations.

Title 29 cases are OUI (operating under the influence) cases and other traffic offenses.

^lSpecial source or revision in the data:

Figures as noted were supplied by the administrative office of the courts during data verification.

^mInformation on disposition type on trial data:

Civil trial data do not include URESA cases.

Source: Administrative Office of the Courts, Annual Report 1978 (Auburn, Maine: 1979). Statistics are from the annual report except that totals have been computed where necessary, and additions and corrections were supplied by the administrative office of the courts during data verification.

MAINE DISTRICT COURT^{b1}
Court of limited jurisdiction
33 courts, 20 judges
January 1, 1978 to December 31, 1978

	Beginning pending ^k	Filed ^b	Disposed ^{bi}	End pending ^k
Civil^d:				
Law:				
Civil	N/A	12,189 ⁱ	4,555 ⁱ	N/A
Money judgments	N/A	5,562 ⁱ	2,561 ⁱ	N/A
Total	N/A	17,751 ⁱ	7,116 ⁱ	N/A
Small claims	N/A	14,350 ⁱ	6,693 ⁱ	N/A
Domestic relations:				
Marriage dissolution:				
Divorce	N/A	7,486 ⁱ	3,417 ⁱ	N/A
Support/custody:				
Reciprocal	N/A	13 ⁱ	N/A	N/A
Total	N/A	7,499 ⁱ	3,417 ⁱ	N/A
Mental health	N/A	646 ⁱ	375 ⁱ	N/A
Total civil	N/A	40,246 ⁱ	17,601 ⁱ	N/A
Criminal^d:				
Felony:				
Classes A, B, and C	N/A	X	1,424 ⁱ	N/A
Misdemeanor:				
Classes D and E	N/A	X	12,654 ⁱ	N/A
Total criminal	N/A	X	14,078 ⁱ	N/A
Traffic:				
Other traffic violation:				
Traffic criminal	N/A	X	24,303 ⁱ	N/A
Civil violations and traffic infractions	N/A	X	53,641 ⁱ	N/A
Total	N/A	X	77,944 ⁱ	N/A
Total traffic	N/A	X	77,944 ⁱ	N/A
Juvenile:				
Total juvenile	N/A	5,350	1,907 ⁱ	N/A
Grand total	N/A	215,707 ⁱ	111,530 ⁱ	N/A

	<u>Trial^{di}</u>
Civil:	
Law	1,079
Small claims	748
Marriage dissolution	1,105
Mental health	217
Total	3,149
Criminal:	
Felony	176
Misdemeanor	1,210
Total	1,386
Traffic	2,421
Juvenile	871
Grand Total	7,827

	<u>Time intervalⁱ (average days)</u>
Time from request for trial to trial:	
Civil:	
Law:	
Civil	71
Money judgments	69
Small claims	45
Marriage dissolution	77
Mental health	23
Criminal:	
Felony	40
Misdemeanor	45
Traffic:	
Other traffic violation:	
Traffic criminal	45
Civil violations and traffic infractions	39
Juvenile	44

Boldface headings indicate the classifications used by the NCSF.

N/A = This case type is handled by the court, but the data are unavailable.

X = The data for this case type are known to be included in the total but were not available by category.

^bParticular court or reporting system information:

A new statistical reporting system was implemented in the District Court during 1978. Filing figures are given for the complete twelve-month period. Disposition, trial, and time interval data were available for the six-month period from July 1, 1978 to December 31, 1978 only.

^dCase definition or unit of count:

A civil case is counted with the filing of a petition or complaint.

The criminal case unit of count is the number of informations, indictments, or complaints.

ⁱData are not complete:

As a result of the implementation of the new reporting system, disposition, trial, and time interval data were available for the second half of the reporting period only. In addition, no disposition data were available for domestic relations support/custody cases.

The courts located in Kent and Van Buren Counties reported filing data for criminal, traffic, and juvenile cases only. Disposition data from these courts were complete for the six-month time period.

Only Calais, Belfast, Lincoln, Rockland, and Wiscasset reported domestic relations support/custody cases filed.

Only Augusta, Bangor, and Portland reported mental health cases filed. Disposition data for this category were complete for the six-month period.

Source: Administrative Office of the Courts, Annual Report 1978 (Auburn, Maine: 1979). Statistics are from the annual report except that totals have been computed where necessary.

MAINE ADMINISTRATIVE COURT^b
Court of limited jurisdiction
1 judge, 1 associate judge
July 1, 1978 to December 30, 1978

	Beginning pending	Filed	Disposed ^k	End pending
Civil^d:				
Appeal:				
Appeal of administrative agency case:				
Bureau of liquor enforcement	N/A	191	220	N/A
Department of Secretary of State	N/A	41	34	N/A
Bureau of Maine State Police	N/A	18	8	N/A
Department of Human Services	N/A	8	9	N/A
Real Estate Commission	N/A	3	1	N/A
Maine Department of Business Regulation	N/A	1	1	N/A
Harness Racing Commission	N/A	1	1	N/A
Board of Dental Examiners	N/A	1	1	N/A
Board of Commissioners for Profession of Pharmacy	N/A	0	1	N/A
Appeal from Bureau of Alcoholic Beverages	N/A	1	1	N/A
State Board of Licensure of Medical Facilities other than Hospitals	N/A	1	1	N/A
Appeal from decision of Harness Racing Commission	N/A	1	1	N/A
Total	N/A	267	278	N/A
Total civil	N/A	267	278	N/A
Grand total	N/A	267	278	N/A

Boldface headings indicate the classifications used by the NCSP.

N/A = This case type is handled by the court, but the data are unavailable.

^bParticular court or reporting system information:

On July 1, 1978 the jurisdiction of the Administrative Court expanded and it joined the Judicial Department. Filing and disposition data are only given for the six month period between its joining the Judicial Department and the end of calendar year 1978.

^dCase definition or unit of count:

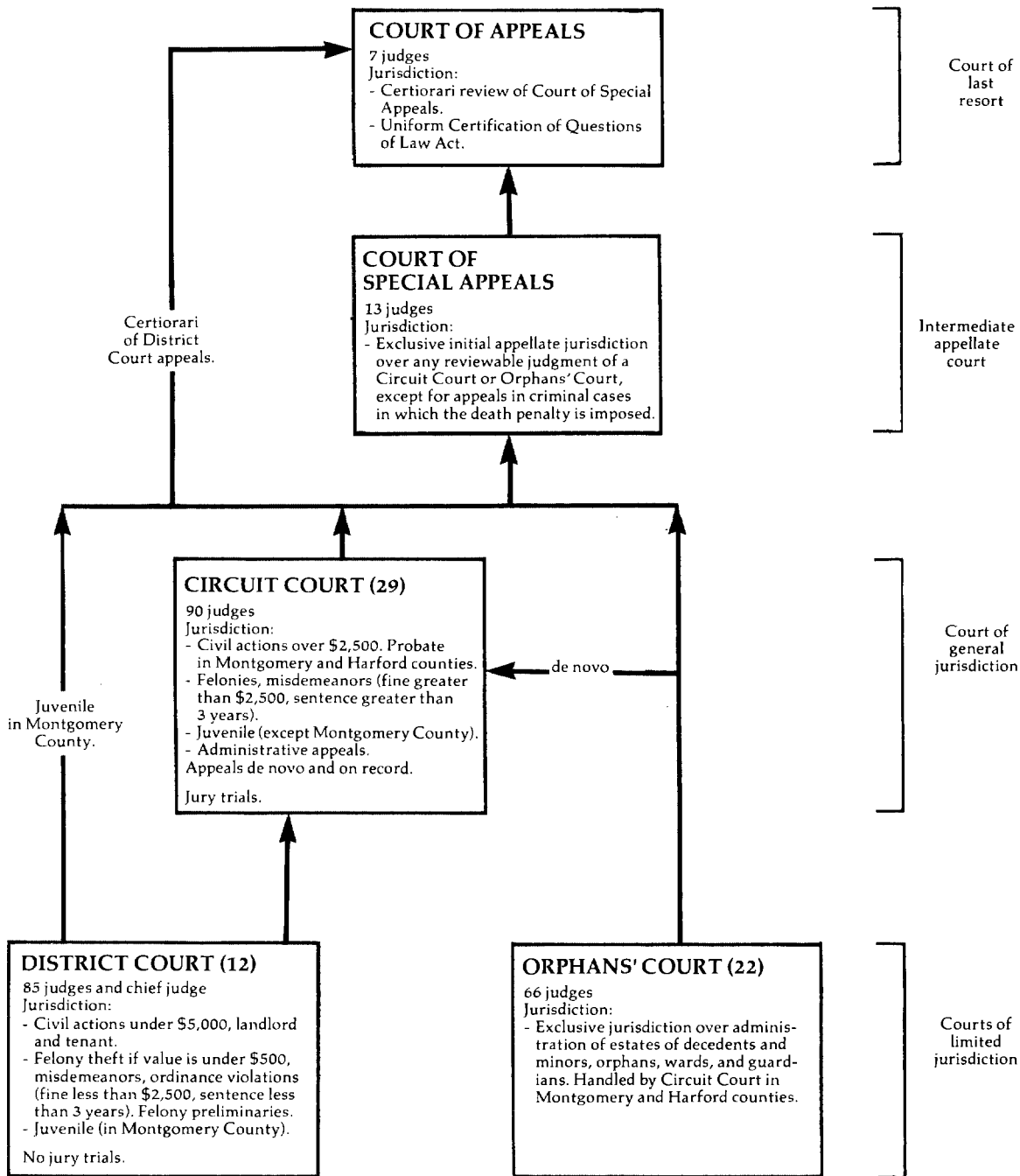
A civil case is counted with the filing of a complaint.

Source: Administrative Office of the Courts, Annual Report 1978 (Auburn, Maine: 1979). Statistics are from the annual report except that totals have been computed where necessary.

MAINE PROBATE COURT
Court of limited jurisdiction
16 courts, 16 judges
January 1, 1978 to December 31, 1978

There were no data available for cases handled in the Probate Court for 1978.

MARYLAND COURT SYSTEM, 1978



↑ Indicates route of appeal.

MARYLAND COURT OF APPEALS
Court of last resort
7 judges
July 1, 1977 to June 30, 1978

	Beginning pending	Filed	Disposed	End pending
Cases:				
Appeals:				
Civil	8	82 ^h (44) ^e	118	16
Criminal	5	(48) ^{eh}	41	12
Total appeals	13	82 ^h (92) ^e	159	28
Other cases:				
Original proceedings:				
Disciplinary	0	12	12	0
Requests to appeal:				
Applications for certiorari:				
Civil	0	218	174 (44) ^e	0
Criminal	0	273	225 (48) ^e	0
Total	0	491	399 (92) ^e	0
Total other cases	0	503	411 (92) ^e	0
Total cases	13	585 (92) ^e	570 (92) ^e	28

<u>Manner of disposition</u>	
Reported opinions	114
Unreported opinions	16

Disposition of applications for certiorari

	Civil	Criminal	Total
Granted	44	48	92
Denied	170	224	394
Dismissed	3	1	4
Withdrawn	1	0	1
Total	218	273	491

Disposition of appeals

	Civil			Criminal	Total
	Law	Equity	Total		
Affirmed	32	17	49	17	66
Modified and affirmed					
Reversed	27	8	35	15	50
Affirmed in part, reversed in part	2	3	5	1	6
Remanded without affirmance or reversal	2	1	3	0	3
Dismissed, opinion filed	3	1	4	3	7
Dismissed without opinion	3	3	6	4	10
Dismissed prior to argument or submission	4	2	6	0	6
Transferred to Court of Special Appeals					
Advanced and disposed of	7	1	8	1	9

Time interval (average months)

Original filing to disposition in Circuit Court	13.9
Disposition in Circuit Court to docketing	7.1
Docketing to argument	2.7
Argument to decision	1.7

Boldface headings indicate the classifications used by the NCSP.

^eCases not included in the total to avoid double counting:

Applications for certiorari when granted are not counted as dispositions until the resulting appeal is disposed; a filing is not counted for the associated appeal. These granted applications for certiorari are the numbers appearing in parentheses.

^bFigure was computed:

Civil and criminal appeal filings and dispositions were computed from available data.

^kAdditional information:

The Court of Appeals also reviewed 63 bar admittance matters.

^mInformation on disposition type or trial data:

Sixteen opinions were per curiam. Thirteen dissenting opinions and three concurring opinions were also filed.

Source: Administrative Office of the Courts, Annual Report 1977-78 (Annapolis, Maryland). Statistics are from the annual report except that totals have been computed where necessary.

MARYLAND COURT OF SPECIAL APPEALS
 Intermediate appellate court
 13 judges
 July 1, 1977 to June 30, 1978

	Beginning pending	Filed	Disposed	End pending
Cases:				
Appeals:				
Civil:				
Law	431	X (X) ^e	467	41
Equity	41 ^l	X (X) ^e	277	27
Total	84	X (X) ^e	744	68
Criminal	69	X (X) ^e	709	44
Total appeals	153	1,391 (21) ^e	1,453	112
Other cases:				
Original proceedings				
Requests to appeal:				
Application for leave to appeal:				
Postconviction remedy	0	X	232 (21) ^e	0
Total other cases	0	253 ^h	232 (21) ^e	0
Total cases	153	1,644 (21) ^e	1,685 (21) ^e	112

<u>Manner of disposition^m</u>	<u>Disposition of applications for leave to appeal</u>
Reported opinions	209
Unreported opinions, all per curiam	790

	<u>Civil</u>			<u>Criminal</u>	<u>Total</u>
	<u>Law</u>	<u>Equity</u>	<u>Total</u>		
Affirmed	173	110	283	483	766
Modified and affirmed	0	3	3	0	3
Reversed	40	34	74	54	128
Affirmed in part, reversed in part ..	13	16	29	29	58
Remanded without affirmance or reversal	6	3	9	8	17
Dismissed, opinion filed	24	8	32	6	38
Dismissed prior to argument or submission	159	75	234	123	357
Transferred to Court of Appeals	50	28	78	5	83

Granted	21
Denied	227
Withdrawn	0
Remanded	4
Dismissed	1
Total	253

<u>Time interval (average months)</u>	
Original filings to dispositions in court below	11.5
Disposition in Circuit Court to docketing	2.7
Docketing to argument	4.9
Argument to decision	0.7

Boldface headings indicate the classifications used by the NCSP.
 Blank space = Not enough information is known. The case category may or may not be handled by the court.
 X = The data for this case type are known to be included in the total but were not available by category.

^eCases not included in the total to avoid double counting:
 Applications for leave to appeal when granted are not counted as dispositions until the resulting appeal is disposed; a new filing is not counted for the associated appeal. These granted applications for leave to appeal are the numbers appearing in parentheses.
^hFigure was computed:
 Filings were computed from disposed and pending figures.
^mInformation on disposition type or trial data:
 Two dissenting opinions and three concurring opinions were also filed.

Source: Administrative Office of the Courts, Annual Report 1977-1978 (Annapolis, Maryland). Statistics are from the annual report except that totals have been computed where necessary.

MARYLAND CIRCUIT COURT
Court of general jurisdiction
29 courts, 90 judges
July 1, 1977 to June 30, 1978

	Beginning pending	Filed	Disposed	End pending
Civil:				
Law:				
Confessed judgments	X	2,258	2,249	X
Other law	X	1,992	1,971	X
Total	X	4,250	4,220	X
Tort:				
Auto tort:				
Motor tort	X	5,469	5,995	X
Other tort:				
Other tort	X	2,204	1,925	X
Consent cases	X	229	268	X
Total	X	2,433	2,193	X
Total	X	7,902	8,188	X
Contract	X	5,179	4,137	X
Real property rights:				
Condemnation	X	413	351	X
Foreclosure	X	2,946	2,153	X
Total	X	3,359	2,504	X
Equity:				
Other equity	X	10,988	8,246	X
Domestic relations:				
Marriage dissolution:				
Divorce, nullity, maintenance	X	28,526	24,164	X
Adoption	X	1,879	1,556	X
Other domestic relations:				
Paternity	X	8,660	6,747	X
Total	X	39,065	32,467	X
Estate:				
Guardianship/conservatorship/trusteeship:				
Petition for guardianship	X	632	471	X
Appeal:				
Appeal of administrative agency case	X	1,985	1,310	X
Appeal of trial court case	X	879	705	X
Total	X	2,864	2,015	X
Extraordinary writs:				
Habeas corpus	X	481	439	X
Total civil	85,459	74,720	62,687	97,492
Criminal:				
Felony/misdemeanor:				
Nonsupport	X	2,355	1,887	X
Other criminal	X	28,186	26,082	X
Adult offenses against juveniles	(j)	101	106	(j)
Total	X	30,657	28,083	X
Appeal of trial court case:				
Motor vehicle	X	2,798	2,523	X
Criminal	X	1,802	1,553	X
Total	X	4,595	4,076	X
Postconviction remedy:				
Postconviction	X	593	487	X
Sentence review only:				
Applications for review of criminal sentences	N/A	273	257	N/A
Total criminal	13,689 ^{ij}	36,103	32,875	16,906 ^{ij}
Juvenile:				
Criminal-type offense:				
Delinquency	X	19,607 ^k	19,414 ^k	X
Other juvenile:				
Child in need of assistance/child in need of supervision	X	2,764 ^k	2,803 ^k	X
Total juvenile	4,574 ^j	22,371 ^k	22,217 ^k	4,190 ^j
Grand total	103,722 ^{ij}	133,194 ^k	117,779 ^k	118,588 ⁱ

(continued on next page)

	Trial ^d			Time interval (average days) ^h		
	Jury	Non-jury	Total	Filing to trial or hearing	Filing to disposition	
Civil:						
Law ^m	1,071	1,322	2,393			
Equity ^m ...	0	14,730	14,730			
Total	1,071	16,052	17,123			
Criminal	1,526	7,263	8,789			
Total	2,597	23,315	25,912			
				Civil:		
				Law ⁿ	450	384
				Equity ⁿ	170	194
				Total	209	253
				Criminal	107 ^j	155
				Juvenile	N/A	67

Boldface headings indicate the classifications used by the NCSP.

N/A = This case type is handled by the court but the data are unavailable.

X = The data for this case type are known to be included in the total but were not available by category.

^dCase definition or unit of count:

A civil case is counted with the filing of a petition or complaint.

The criminal case unit of count is the number of informations or indictments.

A jury trial is counted if tried to verdict.

A non-jury trial is counted at the point when an opening statement or the introduction of any evidence occurs.

^hFigure was computed:

Time interval data were computed by weighting the individual court's average by the number of trials per court.

ⁱData are not complete:

Criminal and grand total pending do not include **sentence review only** cases.

^jExplanation of data included in the category:

Pending figures for adult offenses against juveniles are included in the total pending for **juvenile** cases.

Juvenile and grand total data include **juvenile** cases from the Montgomery County District Court.

^kAdditional information:

Juvenile and grand total data do not include **juvenile** cases from the Montgomery County District Court. These cases are reported in the District Court chart.

^mInformation on disposition type or trial data:

The equity category for trial data includes **domestic relations**, **equity**, and **foreclosure**. The law category includes all other **civil** categories.

ⁿInformation on time interval or age of pending data:

The equity category for time interval data includes **domestic relations**, **equity**, and **foreclosure**. The law category includes all other **civil** categories.

Source: Administrative Office of the Courts, Annual Report 1977-78 (Annapolis, Maryland). Statistics are from the annual report except that totals have been computed where necessary.

MARYLAND DISTRICT COURT
 Court of limited jurisdiction
 12 districts, 85 judges and chief judge
 July 1, 1977 to June 30, 1978

	Beginning pending	Filed	Disposed	End pending	
Civil^d:					
Law:					
Contract and tort cases	N/A	104,355	N/A	N/A	
Real property rights:					
Landlord and tenant	N/A	283,011	N/A	N/A	
Other civil	N/A	10,894	N/A	N/A	
Total civil	N/A	398,260	N/A	N/A	
Criminal^d:					
Misdemeanor:					
Criminal	N/A	101,202	N/A	N/A	
Adult offenses against juveniles ^j	(j)	15 ^j	28 ^j	(j)	
Total	N/A	101,217	28 ⁱ	N/A	
Total criminal	N/A	101,217	28 ⁱ	N/A	
Traffic:					
Total traffic	N/A	683,245	N/A	N/A	
Juvenile^j:					
Criminal-type offense:					
Delinquency	X	1,378	1,477	X	
Other juvenile:					
Child in need of assistance/child in need of supervision	X	716	790	X	
Total juvenile	2,642 ^j	2,094	2,267	2,456 ^j	
Grand Total	2,642 ⁱ	1,184,816 ^k	2,295 ⁱ	2,456 ⁱ	
Criminal dispositions					
Defendants held for grand jury action	6,471	Civil	39,060	Cases paid	436,132
Defendants transferred to Circuit Court		Traffic	247,113		
for jury trial	5,588	Total	286,173		

Boldface headings indicate the classifications used by the NCSP.
 N/A = This case type is handled by the court, but the data are unavailable.

^dCase definition or unit of count:

A civil case is counted with the filing of a petition or complaint.

The criminal case unit of count is the number of defendants on the information, indictment, or complaint.

A non-jury trial is counted at the point when an opening statement or the introduction of any evidence occurs.

ⁱData are not complete:

Criminal disposition data include adult offenses against juveniles in Montgomery County only.

Grand total pending and disposition data include **criminal** adult offenses against juveniles and **juvenile** data from the Montgomery County

District Court only.

^jExplanation of data included in the category:

Criminal adult offenses against juveniles pending figures are included with the **juvenile** pending totals.

^kAdditional information:

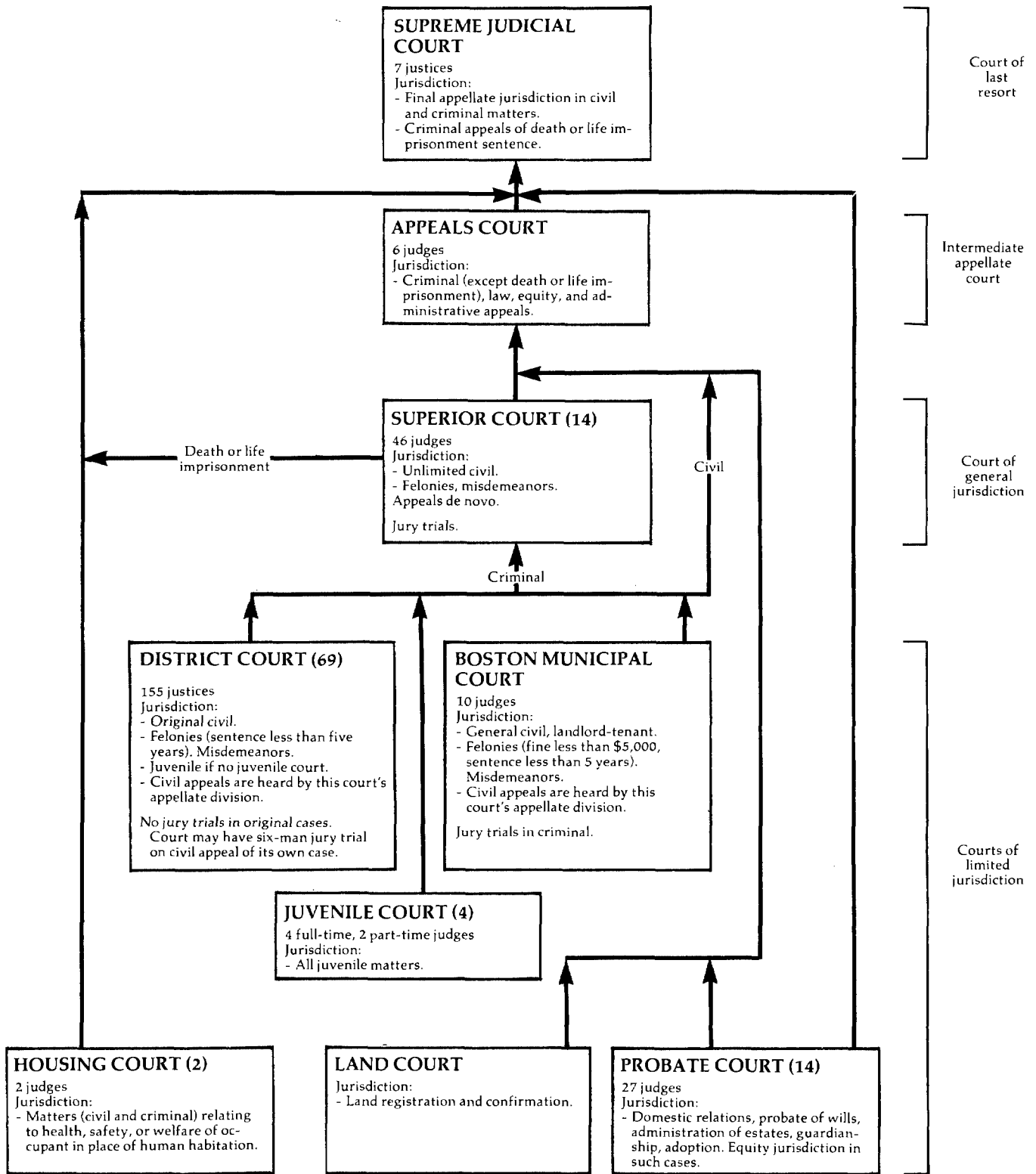
Juvenile and **criminal** adult offenses against juveniles in Montgomery County are heard in the District Court, and are included in this court profile. These cases are heard in the Circuit Court in the rest of the state.

Source: Administrative Office of the Courts, Annual Report 1977-78 (Annapolis, Maryland). Statistics are from the annual report except that totals have been computed where necessary.

MARYLAND ORPHAN'S COURT
 Court of limited jurisdiction
 22 counties, 66 judges
 July 1, 1977 to June 30, 1978

There were no data available for cases handled in the Orphan's Court for fiscal year 1978.

MASSACHUSETTS COURT SYSTEM, 1978



↑ Indicates route of appeal.

MASSACHUSETTS SUPREME JUDICIAL COURT¹
Court of last resort
7 justices
September 1, 1977 to August 31, 1978

	Beginning pending	Filed	Disposed	End pending
Cases:				
Appeals:				
Full court appeals ^j	N/A	476	N/A	N/A
Single justice appeals ^a	N/A	N/A	N/A	N/A
Total appeals	N/A	476 ¹	N/A	N/A
Other cases:				
Original proceedings	N/A	N/A	N/A	N/A
Requests to appeal	N/A	N/A	N/A	N/A
Total other cases	N/A	N/A	N/A	N/A
Total cases	N/A	476 ¹	N/A	N/A

Manner of disposition

Full court appeals:
 Written opinions 278
 Rescript opinions 18

Disposition of full court appeals

Dismissed 22
 Summary disposed 142

Boldface headings indicate the classifications used by the NCSP.
 N/A = This case type is handled by the court, but the data are unavailable.

^aCourt jurisdiction:

Massachusetts Supreme Judicial Court justices also sit (on a rotational basis) in "single justice sessions." No data were available on the number of cases handled in these single justice sessions.

^jData are not complete:

Total cases filed figure only includes full court **appeals** filed. No information was available on the volume of single justice appeals, **original proceedings**, or **requests to appeal** cases for the time period.

^jData included in the category:

Full court **appeals** included 161 direct entries, 80 direct appellate reviews, 211 cases filed sua sponte, and 24 cases granted further appellate review by the Supreme Judicial Court.

Source: Unpublished data supplied by the Supreme Judicial Court. Figures are from the unpublished data except that totals have when computed where necessary.

MASSACHUSETTS APPEALS COURT
Intermediate appellate court
6 judges
September 1, 1977 to August 31, 1978

	Beginning pending	Filed	Disposed	End Pending
Cases:				
Appeals:				
Total appeals	N/A	1,050	1,020	N/A
Other cases:				
Original proceedings				
Requests to appeal				
Total other cases				
Total cases	N/A	1,050	1,020	N/A

Manner of disposition

Full opinions 101
 Rescript opinions 172

Disposition of appeals

Summarily disposed without hearing 118
 Dismissals/appeals withdrawn/remands 338
 Transferred to the Supreme
 Judicial Court 291

Boldface headings indicate the classifications used by the NCSP.
 N/A = This case type is handled by the court, but the data are unavailable.

Source: Unpublished data supplied by the Supreme Judicial Court.

MASSACHUSETTS SUPERIOR COURT
Court of general jurisdiction
 14 courts, 46 judges
 July 1, 1977 to June 30, 1978

	Beginning pending	Filed	Disposed	End pending
Civil^d:				
Other civil:				
Jury cases	42,443 ^f	N/A	N/A	41,869
Non-jury cases	42,645 ^f	N/A	N/A	45,987
Total	85,088 ^f	N/A	N/A	87,856
Total civil	85,088^f	N/A	N/A	87,856
Criminal^d:				
Total criminal	40,810^f	N/A	N/A	35,468
Grand total	125,898^f	N/A	N/A	123,324

Boldface headings indicate the classifications used by the NCSP.

N/A = This case type is handled by the court but the data are unavailable.

^dCase definition or unit of count:

A civil case is counted with the filing of a petition or complaint.

The criminal case unit of count is the number of informations or indictments.

A jury trial is counted when the jury is sworn.

A non-jury trial is counted at the point when an opening statement or the introduction of any evidence occurs.

^fBeginning pending figure for the 1978 court year does not equal the end pending figure for the 1977 court year:

Figures are as given in the annual report.

Source: Chief Administrative Justice, Annual Report--The Office of the Chief Administrative Justice of the Trial Court, 1978 (Boston, Massachusetts: 1978). Statistics are from the annual report except that totals have been computed where necessary.

MASSACHUSETTS PROBATE COURT
Court of limited jurisdiction
 14 courts, 27 judges
 July 1, 1977 to June 30, 1978

	Beginning pending	Filed	Disposed	End pending
Civil^d:				
Domestic relations:				
Marriage dissolution:				
Divorce	N/A	25,465	N/A	N/A
Desertions and living apart	N/A	81	N/A	N/A
Irrevocable breakdown 208§§1A and 1B	N/A	5,850	N/A	N/A
Total	N/A	31,396	N/A	N/A
Support/custody:				
Separate support and maintenance	N/A	4,238	N/A	N/A
Custody of minors	N/A	282	N/A	N/A
Total	N/A	4,520	N/A	N/A
Adoptions	N/A	2,557	N/A	N/A
Other domestic relations:				
Contempt petitions	N/A	6,734	N/A	N/A
Total	N/A	45,207	N/A	N/A
Estate:				
Probate/wills/intestate:				
Wills	N/A	13,550	N/A	N/A
Administrations	N/A	10,711	N/A	N/A
Total	N/A	24,261	N/A	N/A
Guardianship/conservatorship/trusteeship:				
Guardianships (minor and mentally ill)	N/A	2,707	N/A	N/A
Trusteeships	N/A	960	N/A	N/A
Accounts and distributions	N/A	22,062	N/A	N/A
Total	N/A	25,729	N/A	N/A
Other estate:				
Partitions	N/A	243	N/A	N/A
Real estate sales	N/A	3,303	N/A	N/A
Equitable relief	N/A	1,354	N/A	N/A
Total	N/A	4,900	N/A	N/A
Total	N/A	54,890	N/A	N/A
Total civil	N/A	100,097	N/A	N/A
Grand total	N/A	100,097	N/A	N/A

Boldface headings indicate the classifications used by the NCSP.

N/A = This case type is handled by the court, but the data are unavailable.

^dCase definition or unit of count:

A civil case is counted with the filing of a petition or complaint.

Source: Chief Administrative Justice, Annual Report--Office of the Chief Administrative Justice of the Trial Court, 1978 (Boston, Massachusetts: 1978). Statistics are from the annual report except that totals have been computed where necessary.

MASSACHUSETTS DISTRICT COURT
Court of limited jurisdiction
69 divisions, 155 justices
July 1, 1977 to June 30, 1978

	Beginning pending	Filed	Disposed	End pending
Civil^d:				
Small claims	N/A	104,483	69,600	N/A
Other civil:				
Civil business	<u>N/A</u>	<u>65,571</u>	<u>39,077</u>	<u>N/A</u>
Total civil	N/A	170,054	108,677	N/A
Criminal^d:				
Misdemeanor:				
Criminal complaints (except motor vehicle) ^j	N/A	181,839 ^j	N/A	N/A
Appeal:				
Appeals to Jury Sessions	<u>N/A</u>	<u>18,995</u>	<u>N/A</u>	<u>N/A</u>
Total criminal	N/A	200,834 ^j	N/A	N/A
Traffic:				
DWI/DUI	N/A	(j)	N/A	N/A
Parking	N/A	N/A	N/A	N/A
Other traffic violation	<u>N/A</u>	<u>549,843^{i,j}</u>	<u>N/A</u>	<u>N/A</u>
Total traffic	N/A	549,843 ^{i,j}	N/A	N/A
Juvenile:				
Criminal-type offense:				
Complaints	N/A	37,371	30,208	N/A
Status offense:				
Child in need of services	N/A	1,369	2,271	N/A
Non-offense:				
Care and protection	<u>N/A</u>	<u>964</u>	<u>534</u>	<u>N/A</u>
Total juvenile	N/A	39,704	33,013	N/A
Grand total	N/A	960,435 ⁱ	141,690 ⁱ	N/A

Boldface headings indicate the classifications used by the NCSP.

N/A = This case type is handled by the court, but the data are unavailable, or not in a useable form.

^dCase definition or unit of count:

A civil case is counted with the filing of a petition or complaint.

The criminal case unit of count is the number of complaints.

ⁱData are not complete:

Total traffic filed figure does not include DWI/DUI, parking, or operating so as to endanger cases as reported in the 1977 Annual Report.

Grand total filed figure does not include parking cases.

Grand total disposed figure does not include criminal or traffic data.

^jExplanation of data included in the category:

Criminal complaints include some felony cases. A maximum 5-year sentence may be given in these felony cases.

Total criminal and misdemeanor filed cases include DWI/DUI and operating so as to endanger cases in the other traffic violation category.

Source: Chief Administrative Justice, Annual Report--The Office of the Chief Administrative Justice of the Trial Court, 1978 (Boston, Massachusetts: 1978). Statistics are from the annual report except that totals have been computed where necessary.

MASSACHUSETTS LAND COURT
 Court of limited jurisdiction
 1 court
 July 1, 1977 to June 30, 1978

	Beginning pending	Filed	Disposed	End pending
Civil^d:				
Real property rights:				
Land registration and land confirmation	1,541	287 ^k	337 ^k	1,491
Subsequent petitions of land registration	72	1,838	1,858	52
Tax liens	3,338	1,551	1,090	3,799
Equity and miscellaneous	7,616	4,889	4,462	8,043
Total	<u>12,567</u>	<u>8,565</u>	<u>7,747</u>	<u>13,385</u>
Total civil	12,567	8,565	7,747	13,385
Grand total	12,567	8,565	7,747 ^k	13,385

Boldface headings indicate the classifications used by the NCSP.

^dCase definition or unit of count:

A civil case is counted with the filing of a petition or complaint.

^kAdditional information:

There were 27 land confirmations filed and 33 disposed. The remainder of the land registration and land confirmation cases were land registrations.

During the court year, 272 decree plans were made and 544 subdivisions were handled by the court in addition to the data reported on this profile.

Source: Chief Administrative Justice. Annual Report--The Office of the Chief Administrative Justice of the Trial Court, 1979 (Boston, Massachusetts: 1979). Statistics are from the annual report except that totals have been computed where necessary, and corrections were made during the data verification process.

MASSACHUSETTS JUVENILE COURT
 Court of limited jurisdiction
 4 courts^b, 4 full-time and 2 part-time judges
 July 1, 1977 to June 30, 1978

	Beginning pending	Filed	Disposed	End pending
Criminal^d:				
Misdemeanor:				
Adult	N/A	28	N/A	N/A
Total criminal	N/A	28	N/A	N/A
Juvenile^d:				
Criminal-type offense:				
Juvenile criminal	N/A	82	N/A	N/A
Delinquent	N/A	11,505	N/A	N/A
Appellate--delinquency	N/A	150	N/A	N/A
Total	N/A	11,737	N/A	N/A
Status offenses:				
Child in need of services	N/A	1,298	N/A	N/A
Appellate--child in need of services	N/A	2	N/A	N/A
Total	N/A	1,300	N/A	N/A
Non-offense:				
Children in need of care and protection	N/A	348 ^k	N/A	N/A
Appellate--care and protection	N/A	20	N/A	N/A
Total	N/A	<u>368</u>	N/A	N/A
Total juvenile	N/A	13,405	N/A	N/A
Grand total ^k	N/A	13,433	N/A	N/A

Boldface headings indicate the classifications used by the NCSP.

N/A = This case type is handled by the court, but the data are unavailable.

^bParticular court or reporting system information:

The four courts are located in Boston, Bristol, Springfield, and Worcester. The appellate division is located in Boston.

^dCase definition or unit of count:

The criminal and juvenile case unit of count is the number of complaints.

^kAdditional information:

In the course of conducting the business of the court, 52,122 judicial determinations were made. The 348 complaints for children in need of care and protection represent 612 children.

Source: Chief Administrative Justice, Annual Report--The Office of the Chief Administrative Justice of the Trial Court, 1978 (Boston, Massachusetts: 1978). Statistics are from the annual report except that totals have been computed where necessary.

MASSACHUSETTS HOUSING COURT
Court of limited jurisdiction
2 courts^b, 2 judges
July 1, 1977 to June 30, 1978

	Beginning pending	Filed	Disposed	End pending
Civil^d:				
Small claims	N/A	4,222	N/A	N/A
Real property rights:				
Civil	N/A	2,273	N/A	N/A
Summary process	N/A	9,906	N/A	N/A
Total	<u>N/A</u>	<u>12,179</u>	<u>N/A</u>	<u>N/A</u>
Total civil	N/A	16,401	N/A	N/A
Criminal^d:				
Misdemeanor:				
Criminal	<u>N/A</u>	<u>8,139</u>	<u>N/A</u>	<u>N/A</u>
Total criminal	N/A	8,139	N/A	N/A
Grand total	N/A	24,540	N/A	N/A

Boldface headings indicate the classifications used by the NCSP.
N/A = This case type is handled by the court, but the data are unavailable.

^bParticular court or reporting system information:
The two courts are in Boston and Hampden County.

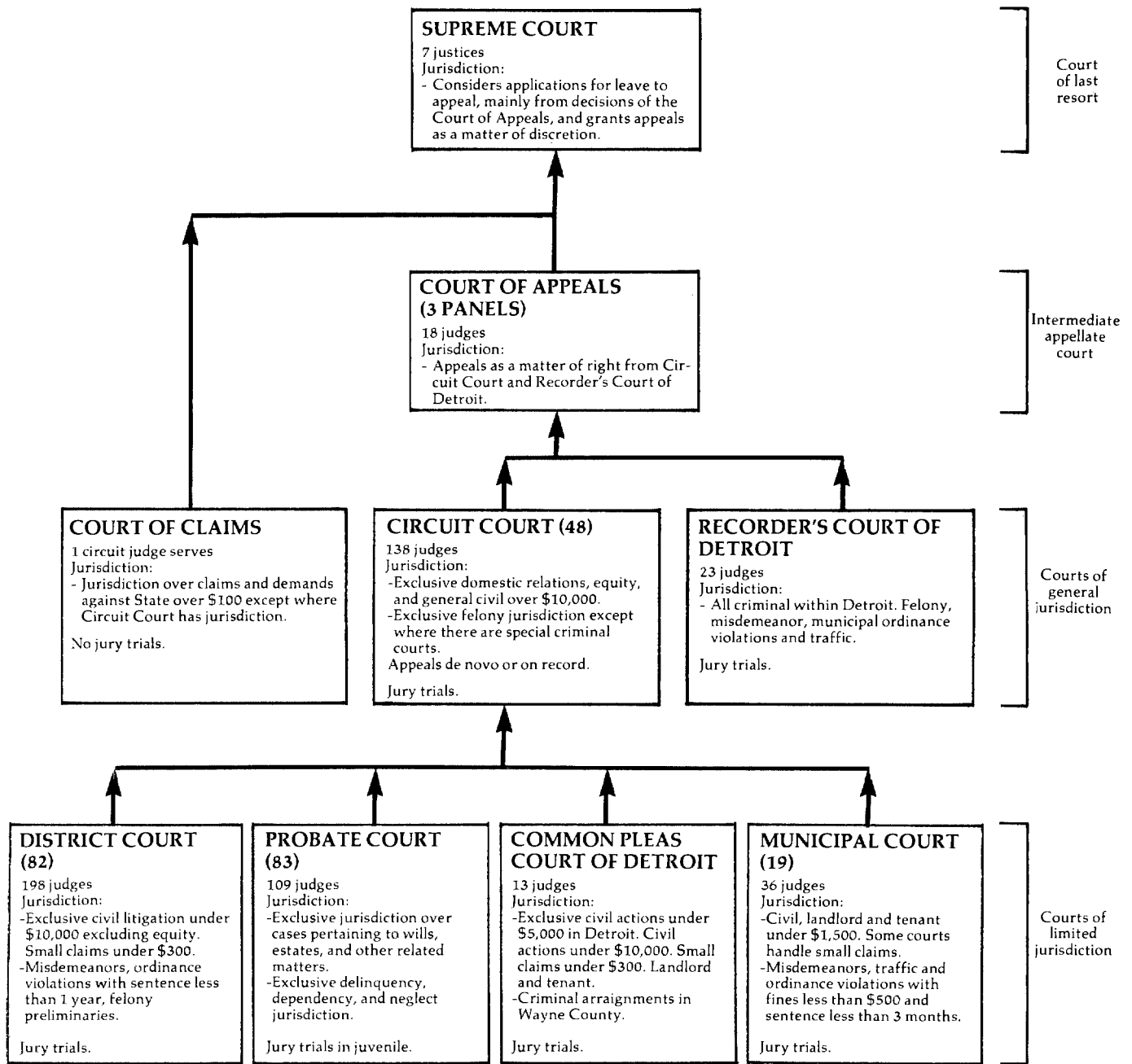
^dCase definition or unit of count:
A civil case is counted with the filing of a petition or complaint.
The criminal case unit of count is the number of complaints.

Source: Chief Administrative Justice, Annual Report--The Office of the Chief Administrative Justice of the Trial Court, 1979 (Boston, Massachusetts: 1979). Statistics are from the annual report except that totals have been computed where necessary.

BOSTON MUNICIPAL COURT, MASSACHUSETTS
Court of limited jurisdiction
1 court, 10 judges
July 1, 1977 to June 30, 1978

No data are available for cases handled in the Boston Municipal Court in 1978.

MICHIGAN COURT SYSTEM, 1978



↑ Indicates route of appeal.

MICHIGAN SUPREME COURT
Court of last resort
7 justices
July 1, 1977 to June 30, 1978

	Beginning pending	Filed	Disposed	End pending
Cases:				
Appeals	X	X(92) ^e	X	X
Total appeals	X	X(92) ^e	X	X
Other cases:				
Original proceedings:	X	X	X	X
Requests to appeal:				
Applications	X	X	1,230(92) ^e	X
Total other cases	X	X	X	X
Total cases	697 ^f	1,636(92) ^e	1,487(92) ^e	850

Manner of disposition

Written opinion 96
Order without opinion 130

Disposition of cases

Dismissed or withdrawn 31
Cases granted 92
Denial of leave to appeal 1,230

Boldface headings indicate the classifications used by the NCSP.

X = The data for this case type are known to be included in the total but were not available by category.

-- = Not applicable.

^eCases not included in the total to avoid double counting:

Requests to appeal granted are not counted as disposed until the **appeal** is disposed; a filing is not counted for the **appeal**. These granted **requests to appeal** are the numbers appearing in parentheses.

^fBeginning pending figure for the 1978 court year does not equal the end pending figure for the 1976 court year:

 This reflects the change from the calendar to the fiscal year for reporting data.

Source: State Court Administrator, Annual Report 1978-79 (Lansing, Michigan: 1979). Statistics are from the annual report except that totals have been computed where necessary.

MICHIGAN COURT OF APPEALS
Intermediate appellate court
3 panels, 18 judges
January 1, 1977 to December 31, 1978

	Beginning pending	Filed	Disposed	End pending
Cases:				
Appeals:				
Claim of appeal	N/A	3,703	X	N/A
Total appeals	N/A	3,703	X	N/A
Other cases:				
Original proceedings:	N/A	X	X	N/A
Requests to appeal:	N/A	X	X	N/A
Total other cases	N/A	1,545	X	N/A
Total cases	N/A	5,248	4,937	N/A

Manner of disposition

Written opinion 2,550^m
Order 2,387

Boldface headings indicate the classifications used by the NCSP.

N/A = This case type is handled by the court but the data are unavailable.

X = The data for this case type are known to be included in the total, but were not available by category.

^mCategories for disposition type or trial data:

 The number of written opinions includes per curiam and memorandum opinions.

Source: State Court Administrator, Annual Report 1978-79 (Lansing, Michigan: 1979). Report contains calendar year data for Court of Appeals. Statistics are from the annual report except that totals have been computed where necessary.

MICHIGAN CIRCUIT COURT¹
 Court of general jurisdiction
 48 circuits, 138 judges
 July 1, 1977 to June 30, 1978

	Beginning pending	Filed	Disposed	End pending
Civil^d:				
Tort:				
Auto tort:				
Auto negligence	5,253 ^{fi}	4,187 ⁱ	4,184 ⁱ	5,256 ⁱ
Product liability tort	350 ⁱ	289 ⁱ	231 ⁱ	408 ⁱ
Other tort	1,975 ⁱ	2,182 ⁱ	2,054 ⁱ	2,103 ⁱ
Total	7,578 ⁱ	6,658 ⁱ	6,469 ⁱ	7,767 ⁱ
Domestic relations:				
Marriage dissolution:				
Divorce	25,741 ^{fi}	64,196 ⁱ	62,279 ⁱ	27,658 ⁱ
Support/custody:				
URESAs/support	2,933 ⁱ	18,154 ⁱ	18,074 ⁱ	3,013 ⁱ
Other domestic relations:				
Paternity	2,477 ⁱ	7,982 ⁱ	7,798 ⁱ	2,661 ⁱ
Total	31,151 ⁱ	90,332 ⁱ	88,151 ⁱ	33,332 ⁱ
Appeal:				
Appeal of administrative agency case:				
Labor relations	94 ⁱ	106 ⁱ	112 ⁱ	88 ⁱ
Appeal of trial court case:				
Appeal from District court	415 ⁱ	560 ⁱ	408 ⁱ	567 ⁱ
Total	509 ⁱ	666 ⁱ	520 ⁱ	655 ⁱ
Other civil:				
Other general civil	12,711 ^{fi}	17,383 ⁱ	17,539 ⁱ	12,555 ⁱ
Total civil	51,949 ^{fi}	115,039 ⁱ	112,679 ⁱ	54,309 ⁱ
Criminal^d:				
Felony:				
Criminal ^j	7,927 ^{fi}	17,384 ⁱ	18,817 ⁱ	6,494 ⁱ
Appeal:				
Appeal from District Court	271 ^{fi}	360 ⁱ	277 ⁱ	354 ⁱ
Total criminal	8,198 ^{fi}	17,744 ⁱ	19,094 ⁱ	6,848 ⁱ
Grand total	60,147 ^{fi}	198,943 ⁱ	197,029 ⁱ	61,1578 ⁱ

	Trial ^d		
	Jury	Non-jury	Total
Civil:			
Tort	314	98	412
Domestic relations ...	66	2,156	2,222
Appeal	0	14	14
Other civil	195	685	880
Total	575	2,953	3,528
Criminal:			
Felony	1,255	263	1,518
Appeal	1	6	7
Total	1,256	269	1,525
Grand Total	1,831	3,222	5,053

	Criminal dispositions ⁱ		
	Felony	Appeal	Total
Guilty pleas	9,027	5	9,032
Dismissals	2,976	92	3,068
Remands to lower court	945	99	1,044
No progress	0	1	1
Bench warrant	870	0	870
Other judicial dispositions ...	3,367	73	3,440
Non-service	114	0	114

	Civil dispositions ⁱ									
	Auto tort	Product liability tort	Other tort	Marriage dissolution	Support/custody	Other domestic relations	Agency appeal	Trial court appeal	Other civil	Total
Dismissals	1,844	91	849	5,451	4,035	1,434	36	145	4,302	18,187
Remands to lower court	61	8	42	170	13	0	1	75	150	520
No progress	144	6	127	3,616	527	170	20	27	1,200	5,837
Bench warrant	0	0	0	558	249	149	0	0	15	971
Other judicial dispositions	782	38	389	38,880	9,759	3,929	20	150	7,163	61,110
Non-service	1,071	71	534	11,600	3,463	1,926	32	0	3,829	22,526

Time interval¹ (average months)

	Filing issue to trial	
	Jury	Non-jury
Civil:		
Auto tort	31.9	21.8
Product liability tort	23.6	28.5
Other tort	30.4	27.1
Marriage dissolution (hearings)	--	12.5
Support/custody	--	3.3
Other domestic relations	20.8	18.5
Appeal of administrative agency case ...	--	0.9
Other civil	30.0	14.6
Criminal	8.5	8.5

Age of pending cases¹ (6/30/78)

Cases pending more than two years:	
Civil:	
Tort	1,199
Domestic relations	1,001
Appeal	50
Other civil	2,121
Total	4,371
Criminal:	
Felony	0
Appeal	0
Total	0
Grand total	4,371

Boldface headings indicate the classifications used by the NCSP.
 |-- = Not applicable.

^dCase definition or unit of court:

A civil case is counted with the filing of a petition or complaint.
 The criminal case unit of count is the number of defendants on the information, indictment, or complaint.
 A jury trial is counted when the jury is sworn.
 A non-jury trial is counted when the first witness is sworn.

^fBeginning pending figure for the 1978 court year does not equal the end pending figure for the 1977 court year.

No data from seven counties noted below were available for inclusion in the pending figures. Figures are as given in the annual report.

^gChange in pending does not equal the difference between filings and dispositions:

Data from six counties noted below are include in the filing and disposition total figures, but are not included in the pending totals, causing the imbalance.

ⁱData are not complete:

Only grand total filed and disposed figures were available for the following counties: Clinton, Hillsdale, Livingston, Oakland, Osceola, and Wayne. These counties reported 66,160 cases filed and 65,256 cases disposed. There were no data available for Jackson County.

^jExplanation of data included in the category:

Criminal includes some high misdemeanors that are punishable by more than 1 year in prison.

Source: State Court Administrator, Annual Report 1977-78 (Lansing, Michigan: 1978). Statistics are from the annual report except that totals have been computed where necessary.

MICHIGAN COURT OF CLAIMS^a
 Court of general jurisdiction
 1 circuit judge serves
 July 1, 1977 to June 30, 1978

	Beginning pending	Filed	Disposed	End pending
Civil^d:				
Appeal:				
Administrative:				
Cases	474	465 ^k	348	591
Appeals ^j	363	30	244	149
Total	<u>837</u>	<u>495</u>	<u>592</u>	<u>740</u>
Total civil	837	495	592	740
Grand total	837	495	592	740

Civil dispositions

Cases:	
Settled	6
Consent judgment	162
Dismissed on motion	68
Dismissed on stipulation	63
Judgment for plaintiff	15
Judgment for defendant	14
Discontinued	12
Dismissed by court	0
Cancel--duplicate	0
Withdrawn	6
Appeals:	
Allowed	123
Denied	117
Withdrawn	0
Dismissed	1
Returned to VVEBS	3

Boldface headings indicate the classifications used by the NCSP.

^aCourt jurisdiction:

Data for this court are included with the general jurisdiction courts since circuit judges serve. Effective January 1, 1979, the jurisdiction of the Court of Claims will be assigned to the 30th Judicial Circuit.

^dCase definition or unit of court:

A civil case is counted with the filing of a petition or complaint.

^jExplanation of data included in the category:

Appeals are appeals under the Vietnam Era Bonus Section Act.

^kAdditional information:

Cases filed includes 8 cases remanded from appellate courts.

Source: State Court Administrator, Annual Report 1977-78 (Lansing, Michigan: 1978). Statistics are from the annual report except that totals have been computed where necessary, and corrections were made by the office of the state court administrator during data verification.

RECORDER'S COURT OF DETROIT, MICHIGAN
 Court of general jurisdiction
 1 court, 23 judges
 January 1, 1978 to December 31, 1978

There were no data available for cases handled in the Recorder's Court of Detroit for the 1978 court year.

MICHIGAN DISTRICT COURT¹
 Court of limited jurisdiction
 82 courts, 198 judges
 July 1, 1977 to June 30, 1978

	Beginning pending ¹	Filed	Disposed	End pending
Civil^d:				
Law:				
Civil	25,213 ^{fi}	129,259 ⁱ	131,757 ⁱ	22,733 ⁱ
Small claims	4,521 ^{fi}	57,146 ⁱ	55,976 ⁱ	5,691 ⁱ
Real property rights:				
Summary proceedings	3,498 ^{fi}	59,354 ⁱ	58,584 ⁱ	4,268 ⁱ
Total civil	33,250 ^{fi}	245,759 ⁱ	246,317 ⁱ	32,692 ⁱ
Criminal^d:				
Ordinance violation:				
Ordinance--nontraffic	14,977 ⁱ	82,249 ⁱ	83,619 ⁱ	13,607 ⁱ
Other criminal:				
State offense--nontraffic	18,095 ⁱ	164,508 ⁱ	165,664 ⁱ	16,939 ⁱ
Total criminal	33,072 ^{fi}	246,757 ⁱ	249,283 ⁱ	30,546 ⁱ
Traffic:				
Parking:				
State and ordinance parking	33,338 ⁱ	320,730 ⁱ	305,086 ⁱ	48,982 ⁱ
Other traffic violation:				
State offense--traffic	45,292 ⁱ	572,654 ⁱ	566,950 ⁱ	50,996 ⁱ
Ordinance--traffic	66,952 ⁱ	636,575 ⁱ	643,011 ⁱ	60,516 ⁱ
Total	112,244 ⁱ	1,209,229 ⁱ	1,209,961 ⁱ	111,512 ⁱ
Total traffic	145,582 ^{fi}	1,529,959 ⁱ	1,515,047 ⁱ	160,494 ⁱ
Grand total	211,904 ⁱ	2,238,822	2,239,093	223,732 ⁸ⁱ

	Trial ^{d1}		
	Jury	Non-jury	Total
Civil:			
Law	541	4,690	5,231
Small claims	7	8,856	8,863
Real property rights	94	11,237	11,331
Total	642	24,783	25,425
Criminal:			
Ordinance violation	364	6,861	7,225
Other criminal	1,092	5,105	6,197
Total	1,456	11,966	13,422
Traffic:			
Parking	6	930	936
Other traffic violation	1,688	29,057	30,745
Total	1,694	29,987	31,681
Grand Total	3,792	66,736	70,528

	Civil dispositions ⁱ			
	Law	Small claims	Real property rights	Total
Dismissals	15,872	9,342	10,276	35,490
Bench warrants	257	106	3	366
No progress	6,630	2,102	1,649	10,381
Other judicial dispositions ..	52,683	18,080	21,923	92,686
Non-service	51,084	17,483	13,402	81,969

	Traffic dispositions ⁱ		
	Parking	Other traffic violation	Total
Guilty pleas	23,247	171,164	194,411
Dismissals	19,198	29,057	48,255
Preliminary exam waived	--	356	356
Preliminary exam conducted	--	277	277
Bench warrants	3,378	23,031	26,409
Other judicial dispositions ..	7,894	24,968	32,862
Magistrate	10,459	235,249	245,708
Traffic Bureau	173,132	544,739	717,871
Non-service	66,842	117,690	184,532
No progress	--	135	135

	Criminal dispositions ⁱ		
	Ordinance violation	Other criminal	Total
Guilty pleas	27,984	44,894	72,878
Dismissals	13,278	19,466	32,744
Magistrate	4,100	27,381	31,481
Traffic bureau	7,267	6,702	13,969
Bench warrants	5,160	5,255	10,415
Preliminary exam waived	--	8,441	8,441
Preliminary exam conducted	--	9,744	9,744
Other judicial dispositions	6,207	9,057	15,264
Non-service	12,398	28,527	40,925

Age of pending cases ⁱ		
Civil cases pending over one year:		
Law		3,187
Small claims		533
Real property rights		246

Boldface headings indicate the classifications used by the NCSP.
 -- = Not applicable.

^dCase definition or unit of count:
 A civil case is counted with the filing of a petition or complaint.
 The criminal case unit of count is the number of defendants on the information, indictment, or complaint.
 A jury trial is counted when the jury is sworn.
 A non-jury trial is counted when the first witness is sworn.

^fBeginning pending figure for 1978 court year does not equal the end pending figure for the 1977 court year.
 Pending figures do not include data from nine jurisdictions noted below. All figures are as given in the annual report.

⁸Change in pending does not equal the difference between filings and dispositions:
 Filing and disposition totals include data from nine jurisdictions noted below not included in the pending totals. Figures are as given in the annual report.

¹Data are not complete:
 Only grand total filed and disposed figures were given for the courts in Ann Arbor, Birmingham, Lapeer County, Kalamazoo, Livonia, Muskegon County, St. Joseph's County, South Haven, and Southfield. These jurisdictions reported a total of 216,347 filings and 228,446 dispositions, included in the grand totals reported.

Source: State Court Administrator, Annual Report 1977-78 (Lansing, Michigan: 1978). Statistics are from the annual report except that totals have been computed where necessary.

MICHIGAN PROBATE COURT¹
Court of limited jurisdiction
83 courts, 109 judges
July 1, 1977 to June 30, 1978

	Beginning pending	Filed	Disposed	End pending
Civil^d:				
Real property rights:				
Condemnation	19 ⁱ	25 ⁱ	26 ⁱ	158 ⁱ
Domestic relations:				
Marriage dissolution:				
Marriages	0 ⁱ	546 ⁱ	539 ⁱ	08 ⁱ
Other domestic relations:				
Paternity	0 ⁱ	5,678 ⁱ	4,325 ⁱ	18 ⁱ
Total	0 ⁱ	6,224 ⁱ	4,864 ⁱ	18 ⁱ
Estate	N/A ⁱ	N/A ⁱ	N/A ⁱ	N/A
Mental health:				
Mental illness	1,091 ⁱ	4,183 ⁱ	4,207 ^{hi}	1,0678 ⁱ
Mental handicapped/retarded	391 ⁱ	674 ⁱ	757 ^{hi}	3088 ⁱ
Total	1,482 ⁱ	4,857 ⁱ	4,964 ^{hi}	1,3758 ⁱ
Other civil:				
Name change	42 ⁱ	1,407 ⁱ	1,390 ⁱ	488 ⁱ
Miscellaneous	225 ⁱ	5,527 ⁱ	2,960 ⁱ	818 ⁱ
Total	267 ⁱ	6,934 ⁱ	4,350 ⁱ	1298 ⁱ
Total civil	1,768 ⁱ	18,040 ⁱ	14,204 ⁱ	1,5208 ⁱ
Juvenile:				
Criminal-type offense:				
Part I offenses	N/A	8,097 ^{lj}	N/A	N/A
Part II offenses	N/A	4,550 ^{lj}	N/A	N/A
Total	N/A	12,647 ^{lj}	N/A	N/A
Status offense	N/A	4,201 ^{lj}	N/A	N/A
Non-offense:				
Neglect	N/A	3,824 ^{lj}	N/A	N/A
Other juvenile:				
Other	N/A	3,743 ^{lj}	N/A	N/A
Total juvenile	N/A	24,415 ^{lj}	N/A	N/A
Grand total	1,768 ⁱ	42,455 ⁱ	14,204 ⁱ	1,520 ⁱ

Boldface headings indicate the classifications used by the NCSP.

N/A = This case type is handled by the court, but the data are unavailable.

^dCase definition or unit of count:

A civil case is counted with the filing of a petition or complaint.

^eChange in pending does not equal the difference between filings and dispositions:

Figures are as given in the annual report.

^hFigure was computed:

Disposition data for mental health cases were computed from pending and filing data given in the annual report. Although the annual report says no mental health cases were completely disposed of, these computed figures may be interpreted as the number of cases which went from an active to an inactive status during the year.

ⁱData are not complete:

Data reported do not include any estate cases.

Grand total pending and disposed figures do not contain any estate or juvenile data.

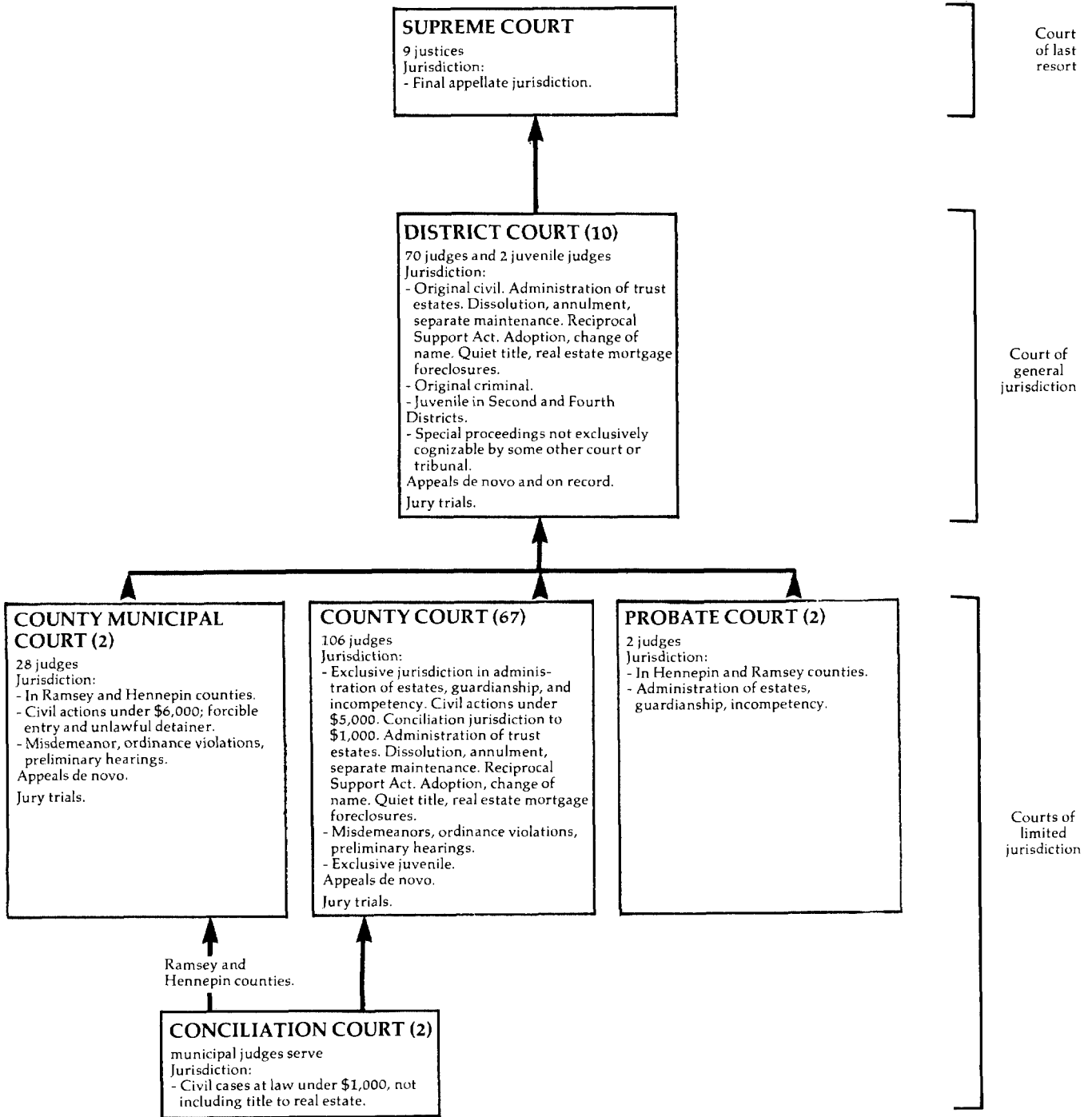
Incomplete data were available from the courts located in Charlevoix, Genesee, Luce, Marquette, Wayne, and Wexford. Data from all other locations were complete.

^jExplanation of data included in the category:

Juvenile cases classed as "not coded" were not included in the above counts of filings since they represent cases in which petitions were accepted, but were not adjudicated.

Source: State Court Administrator, Annual Report 1977-78 (Lansing, Michigan: 1978). Statistics are from the annual report except that totals have been computed where necessary.

MINNESOTA COURT SYSTEM, 1978



↑ Indicates route of appeal.

MINNESOTA SUPREME COURT
Court of last resort
9 Justices
January 1, 1978 to December 31, 1978

	Beginning pending	Filed	Disposed	End pending
Cases:				
Appeals:				
Civil	2	609	370	241
Criminal	2	235	121	116
Appeal of administrative agency case:				
Worker's compensation	0	0 (1) ^e	1	0
Tax court	0	0 (0) ^e	0	0
Economic security	0	0 (0) ^e	0	0
Total	0	0 (1) ^e	1	0
Total appeals	4	844 (1) ^e	492	357
Other cases:				
Original proceedings:				
Mandamus	0	19	17	2
Prohibition	0	70	63	7
Miscellaneous ^j	0	38	23	138
Total	0	127	103	228
Requests to appeal:				
Certiorari--worker's compensation	0	93	54 (1) ^e	38
Certiorari--tax court	0	15	10 (0) ^e	5
Certiorari--economic security	1	38	29 (0) ^e	9
Total	1	146	93 (1) ^e	52
Total other cases	1	273	196 (1) ^e	748
Total cases	5	1,117 (1) ^e	688 (1) ^e	4318
Other Proceedings:				
Rehearing requests:				
Petitions for review	0	85	82	3
Total other proceedings	0	85	82	3

	<u>Manner of disposition</u>			<u>Status of pending cases (12/31/78)</u>	
	Signed opinions	Per curiam	Total	Prior to hearing	Following hearing
Appeals:					
Civil	53	11	64	122	119
Criminal	17	13	30	91	25
Appeals and requests to appeal:					
Agency:					
Worker's compensation	11	8	19	1	1
Tax court	2	0	2	5	2
Economic security	0	1	1	7	6
Total	13	9	22	13	9
Total	83	33	116		
Original proceedings:					
Mandamus	0	0	0	1	1
Prohibition	6	1	7	5	2
Miscellaneous	3	2	5	7	6
Total	9	3	12	13	9
Grand total	92	36	128		
Other proceedings	3	0	3		
Requests for appeal:					
Worker's compensation				4	34
Tax court				2	3
Economic security				0	9
Total				6	46
Grand Total				232	199

Disposition of cases (Without an opinion)

	Summary affirmance	Dismissal	Summary reversal	Grant	Denial	Remand	Withdrawal	Consolidation	Order issued
Appeals:									
Civil	28	219	0	0	0	0	0	44	0
Criminal	2	70	0	0	0	9	1	9	0
Total	30	289	0	0	0	9	1	53	0
Original proceedings:									
Mandamus	0	0	0	2	15	0	0	0	0
Prohibition	0	4	1	8	43	0	0	0	0
Miscellaneous ^j	0	1	0	4	11	0	0	0	0
Total	0	5	1	14	69	0	0	0	0
Requests to appeal:									
Worker's compensation	4	18	0	1	1	7	0	3	1
Tax court	1	6	0	0	0	1	0	0	0
Economic security	4	17	0	0	0	3	0	2	1
Total	9	31	0	1	1	11	0	5	2
Total	39	325	1	15	70	20	1	58	2
Rehearing request	0	5	0	8	66	0	0	0	0

Boldface headings indicate the classifications used by the NCSP.

^cJudge information:

This court is also served by one commissioner and three assistants.

^eData not included in the total to avoid double counting:

Requests to appeal granted are not counted as disposed cases until the resulting appeal is disposed; neither is the filing of the resulting appeal counted. These granted requests to appeal are the numbers appearing in parentheses.

(continued on next page)

^EChange in pending does not equal the difference between filings and dispositions:

Two of the miscellaneous matters filed were actually notices that required no further action. Figures are as given in the unpublished data.

^JExplanation of data included in the category:

Miscellaneous cases include petitions for permission to appeal, disciplinary proceedings, petitions to review bar exams, administrative hearings, etc.

Certiorari--economic security cases concern unemployment compensation.

Source: Unpublished data supplied by the Office of the State Court Administrator. Statistics are from the unpublished data except that totals have been computed where necessary.

MINNESOTA DISTRICT COURT
 Court of general jurisdiction
 10 districts, 70 judges and 2 juvenile judges
 January 1, 1978 to December 31, 1978

	Beginning pending	Filed	Disposed	End pending
Civil^d:				
Other civil:				
Jury demand cases	5,575	5,825	6,807	4,5958
Court cases	3,125	10,636	10,789	2,9718
Total	8,700	16,461	17,594	7,5668
Total civil	8,700	16,461	17,594	7,5668
Criminal^d:				
Total criminal^j	2,240	10,678	10,487	2,4338
Juvenile:				
Total juvenile	N/A	N/A	N/A	N/A
Grand totalⁱ	10,940ⁱ	27,139ⁱ	28,081ⁱ	9,9998ⁱ

	<u>Trial^d</u>			<u>Civil dispositions</u>			
	<u>Jury</u>	<u>Non-jury</u>	<u>Total</u>	<u>Jury demand</u>	<u>Court</u>	<u>Total</u>	
Civil	959	6,740	7,690	Settled during trial	1,028	631	1,659
Criminal	473	290	763	Settled, stricken, or			
Total	1,432	7,030	8,462	dismissed	4,820	3,416	8,236
				<u>Criminal dispositions</u>			
				Guilty pleas	7,252		
				Dismissed	2,472		

Boldface headings indicate the classifications used by the NCSP.

N/A = This case type is handled by the court, but the data are unavailable.

^dCase definition or unit of count:

A civil case is counted at the note of issue. If a jury demand is made after the filing on the court calendar, the case is counted as a disposition on the court calendar and a new filing is counted for jury cases.

The criminal case unit of count is not consistent statewide. The reporting instructions ask that the criminal unit of count be the number of defendants on the information, indictment, or complaint.

A jury trial is counted if tried to verdict.

A non-jury trial is counted if tried to completion (decision).

^EChange in pending does not equal the difference between filings and dispositions:

Figures are as given in the annual report.

ⁱData are not complete:

Grand total figures do not include juvenile.

^JExplanation of data included in the category:

Total criminal includes felony, misdemeanor, and appeal cases as criminal cases.

Source: Unpublished data supplied by the Office of the State Court Administrator. Statistics are from the unpublished data except that totals have been computed where necessary.

MINNESOTA COUNTY COURT
Court of limited jurisdiction
67 districts, 106 judges
January 1, 1978 to December 31, 1978

	Beginning pending	Filed	Disposed	End pending
Civil^d:				
Law:				
Court	4,471 ^f	8,492	X	4,765
Jury	710 ^f	522	X	784
Total	5,181 ^f	9,014	8,649	5,549 ⁸
Small claims:				
Conciliation Court	6,762 ^f	36,047	36,889	7,308 ⁸
Domestic relations:				
Marriage dissolution:				
Divorce, annulment, separate maintenance	X	X	6,683	X
Support/custody:				
Reciprocal enforcement of support	X	X	3,376	X
Other domestic relations:				
Other family civil	X	X	1,529	X
Total	X	X	11,588	X
Estate:				
Probate/wills/intestate:				
Decedent estate	17,401 ^f	5,581	5,466	17,562 ⁸
Guardianship/conservatorship/trusteeship:				
Guardianship	X	X	1,312	X
Trust estate	X	X	22	X
Total	X	X	1,334	X
Other estate:				
Other probate	X	X	178	X
Total	X	X	6,978	X
Mental health:				
Commitments	X	X	761	X
Incompetency	X	X	775	X
Total	X	X	1,536	X
Total civil	X	X	65,640	X
Criminal^d:				
Misdemeanor:				
Other criminal	15,323 ^f	33,336	30,204	19,117 ⁸
Ordinance violation:				
Justice of the peace	1,396 ^f	1,335	2,349	1,268 ⁸
Other criminal:				
Other family criminal	X	X	796	X
Total criminal	16,719 ^{f1}	34,671 ¹	33,349	20,383 ¹
Traffic:				
Other traffic violation:				
Traffic	21,926 ^f	126,864	116,819	33,013 ⁸
Traffic Violation Bureau	93,034 ^f	385,100	371,060	108,292 ⁸
Juvenile traffic	X	X	30,927	X
Total	X	X	518,806	X
Total traffic	X	X	518,806	X
Juvenile:				
Criminal-type offense:				
Delinquency	X	X	13,126	X
Non-offense:				
Dependency and neglect	X	X	1,797	X
Other juvenile:				
Other	X	X	876	X
Total juvenile	X	X	15,799	X
Grand total	194,494 ^f	652,718	633,594	228,310 ⁸

(continued on next page)

MINNESOTA COUNTY MUNICIPAL COURT
Court of limited jurisdiction
 2 courts, 28 judges
 January 1, 1978 to December 31, 1978

	Beginning pending	Filed	Disposed	End pending
Civil^d:				
Law:				
Court	N/A	N/A	N/A	423
Jury	N/A	N/A	N/A	382
Total	N/A	N/A	N/A	805
Real property rights:				
Unlawful detainers	N/A	N/A	N/A	61
Total civil	N/A	N/A	N/A	866
Criminal^d:				
Other criminal:				
Other violations ^j	N/A	N/A	N/A	5,629
Total criminal	N/A	N/A	N/A	5,629
Traffic:				
Total traffic	N/A	N/A	N/A	7,476
Grand total	N/A	N/A	N/A	13,971

Boldface headings indicate the classifications used by the NCSP.
 N/A = This case type is handled by the court, but the data are unavailable.

^dCase definition or unit of count:

A civil case is counted at the note of issue. If a jury demand is made after the filing on the court calendar, the case is counted as a disposition on the court calendar and a new filing is counted for jury cases.

The criminal case unit of count is not consistent statewide. The reporting instructions ask that the criminal unit of count be the number of defendants on the information, indictment, or complaint.

^jExplanation of data included in the category:

"Other violations" include **misdemeanor**, ordinances, charter provisions, and rules and regulations of any subdivision of government, including the Metropolitan Airport Commission.

Source: Unpublished data provided by the Office of the State Court Administrator. Statistics are from the unpublished data except that totals have been computed where necessary.

MINNESOTA CONCILIATION COURT
Court of limited jurisdiction
 2 courts; municipal judges serve
 January 1, 1978 to December 31, 1978

	Beginning pending	Filed	Disposed	End pending
Civil^d:				
Small claims:				
Conciliation Court	N/A	N/A	N/A	6,455
Total civil	N/A	N/A	N/A	6,455
Grand total	N/A	N/A	N/A	6,455

Boldface headings indicate the classifications used by the NCSP.
 N/A = This case type is handled by the court but the data are unavailable.

^dCase definition or unit of count:

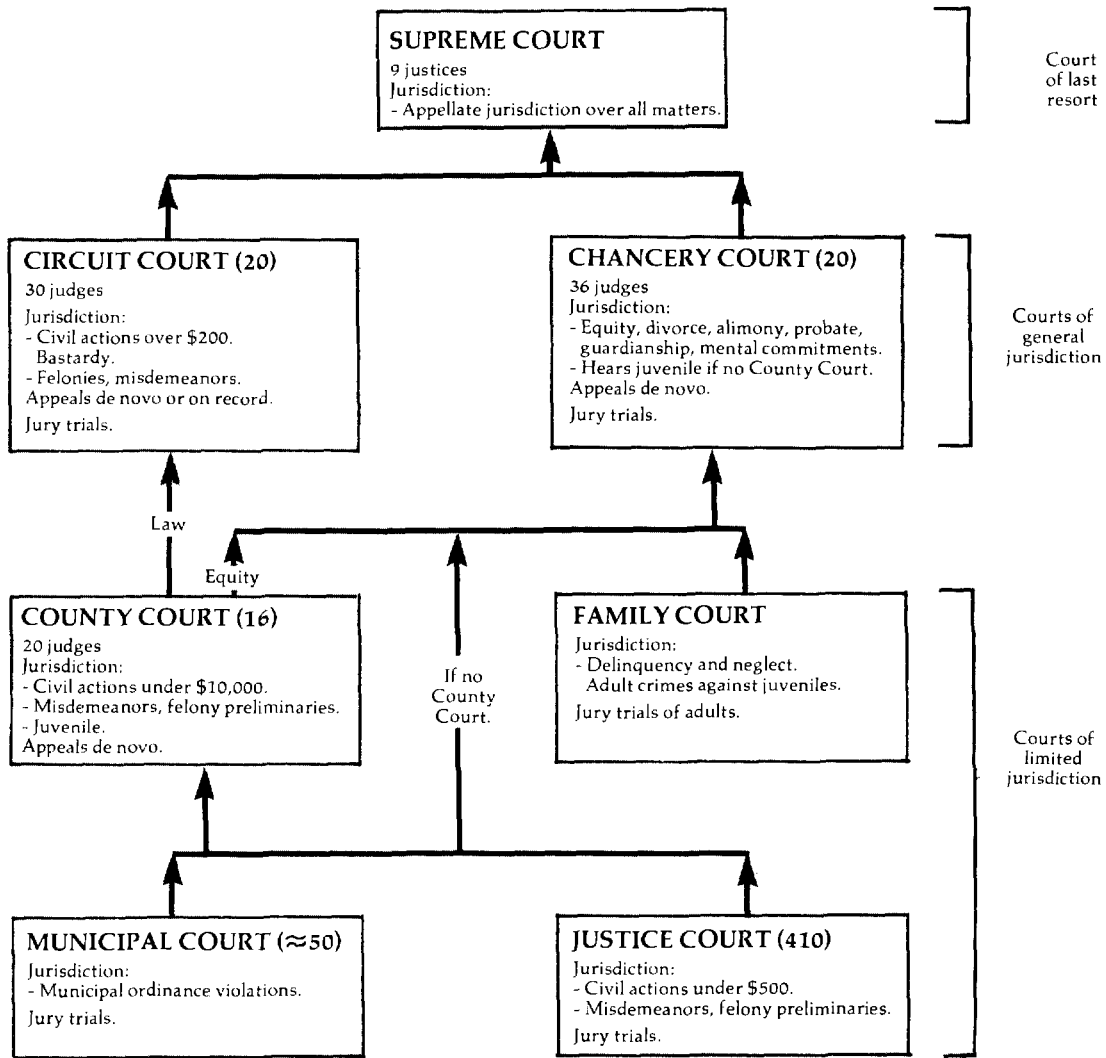
A civil case is counted at the note of issue.

Source: Unpublished data provided by the Office of the State Court Administrator. Statistics are from the unpublished data except that totals have been computed where necessary.

MINNESOTA PROBATE COURT
Court of limited jurisdiction
 2 courts, 2 judges
 January 1, 1978 to December 31, 1978

There were no data available for cases handled in the Probate Court for 1978.

MISSISSIPPI COURT SYSTEM, 1978



↑ Indicates route of appeal.

MISSISSIPPI SUPREME COURT^b
Court of last resort
9^c justices
January 1, 1978 to December 31, 1978

	Beginning pending	Filed	Disposed	End pending
Cases:				
Appeals:				
Civil	X	440	453 ^k	X
Criminal	X	216	203 ^k	X
Unspecified cases (dismissed)	--	--	120 ^k	--
Total appeals	553 ^{fl}	656	776	433 ^l
Other cases:				
Original proceedings:				
Other petitions	3 ^l	118 ^h	116	5
Requests to appeal				
Total other cases	3	118 ^h	116	5
Total cases	556 ^{fl}	774	892	438 ^l
Other proceedings:				
Rehearing requests:				
Petitions for rehearing	11 ^l	162 ^l	162	11
Other matters:				
Motions	15 ^l	363 ^h	366 ^h	12
Total other proceedings	26	525	528	23

Manner of disposition				Disposition of appeals	
	Written opinion	Per curiam	Total		
Appeals on the merits	381 ^m	275	656	Affirmed	479
Petitions for rehearing	5	157	162	Reversed	149
Other petitions	5	111	116	Affirmed in part, reversed in part	27
Motions ^j	1	485	486	Affirmed on condition of remittitur or additur	0
Total	392	1,028	1,420	Dismissed	120
				Dismissed after hearing on the merits	1

Time interval (days)		
	Average	Range
Record filed to submitted	276	12- 455
Submitted to decision	30	5- 245
Record filed to decision	306	27- 877
Judgment in lower court to decision	473	36-1,067

Boldface headings indicate the classifications used by the NCSP.

Blank space = Not enough information is known. The case category may or may not be handled by the court.

X = The data for this case type are known to be included in the total but were not available by category.

-- = Not applicable.

^bParticular court or reporting system information:

Commencing January 6, 1975, the court began sitting in 3 divisions of 3 judges each, with judges alternating among the divisions.

^cJudge information:

Between August 1, 1976 and December 31, 1978, Chancery Court and Circuit Court judges were authorized by the legislature as temporary commissioners to assist the court. The authorization was repealed by its own terms on December 31, 1978. During the time period that the authorization was in force, 28 trial judges served as temporary commissioners.

^fBeginning pending figure for the 1978 court year does not equal the end pending figure for the 1977 court year:

Beginning pending figure for appeals was based on internal audit conducted during 1978.

^hFigure was computed:

Beginning pending figure was computed from filed, disposed, and end pending data.

The filing figures were computed from disposed and pending data.

The number of motions disposed was computed by subtracting the number of dismissed appeals from the total number of motions given as disposed in the annual report.

^jExplanation of data included in the category:

Pending figures include both cases pending in the clerk's office and cases already assigned to judges.

Data for motions disposed in the manner of disposition table includes 120 unspecified appeals cases which were dismissed.

^kAdditional information:

Commissioners handled 101 of the 656 cases disposed on the merits.

Cases disposed by dismissal are included in the civil and criminal appeals filings, but a civil/criminal breakdown for cases dismissed is not available.

^lSpecial source or revision in the data:

All beginning pending figures, the end pending appeals figure, and petitions for rehearing filed figures were supplied by the clerk of the court during data verification. The beginning pending appeals figure was based on an internal audit conducted during 1978.

Beginning pending appeals figures, for other cases were taken from the 1977 annual report where they are given as end pending figures for the 1977 court year.

^mCategories for disposition type or trial data:

Of the 381 majority opinions deciding cases on the merits, 291 were published and 90 were unpublished. There were also 18 concurring or dissenting opinions written.

Source: Executive Assistant, Supreme Court, 12th Annual Statistical Report 1977 and 13th Annual Statistical Report 1978 (Jackson, Mississippi). Sources of case data are available. Statistics are from the annual reports except that totals have been computed where necessary, and corrections were made by the clerk of the court during data verification.

MISSISSIPPI CIRCUIT COURT¹
Court of general jurisdiction
20 circuit districts, 30 judges
January 1, 1978 to December 31, 1978

	Beginning pending	Filed	Disposed	End pending
Civil^d:				
Total civil	N/A	13,764 ¹	N/A	N/A
Criminal^d:				
Total criminal	N/A	8,082 ¹	N/A	N/A
Grand total	N/A	21,846 ¹	N/A	N/A

Boldface headings indicate the classifications used by the NCSP.
 N/A = This case type is handled by the court but the data are unavailable.

^dCase definition or unit of count:
 A civil case is counted with the filing of a petition or complaint.
 The criminal case unit of count is the number of indictments.

¹Data are not complete:
 No data were received from the court in Tishomingo County, District 1, for the months of November and December.

Source: Mississippi Judicial Council, First Annual Report (Jackson, Mississippi: 1979). Statistics are from the annual report except that totals have been computed where necessary.

MISSISSIPPI CHANCERY COURT¹
Court of general jurisdiction
20 chancery districts, 36 judges
January 1, 1978 to December 31, 1978

	Beginning pending	Filed	Disposed	End pending
Civil^d:				
Total civil	N/A	43,627 ¹	N/A	N/A
Juvenile:				
Total juvenile	N/A	N/A	N/A	N/A
Grand total	N/A	43,627 ¹	N/A	N/A

Boldface headings indicate the classifications used by the NCSP.
 N/A = This case type is handled by the court, but the data are unavailable.

^aCourt jurisdiction:
 The Chancery Court handles **juvenile** cases in 66 of the state's 82 counties. No **juvenile** data were available.

^dCase definition or unit of count:
 A civil case is counted with the filing of a petition or complaint.

¹Data are not complete:
 No data were received from the court in Tishomingo County, District 1, for the months of October, November, or December.
 The grand total filed figure does not include **juvenile** data.

Source: Mississippi Judicial Council, First Annual Report (Jackson, Mississippi: 1979). Statistics are from the annual report except that totals have been computed where necessary.

MISSISSIPPI COUNTY COURT¹
 Court of limited jurisdiction
 16 courts, 20 judges
 January 1, 1978 to December 31, 1978

	Beginning pending	Filed	Disposed	End pending
Civil^d:				
Total civil	N/A	16,618	N/A	N/A
Criminal^d:				
Total criminal	N/A	2,635	N/A	N/A
Juvenile:				
Total juvenile	N/A	N/A	N/A	N/A
Grand total	N/A	19,253 ¹	N/A	N/A

Boldface headings indicate the classifications used by the NCSP.
 N/A = This case type is handled by the court but the data are unavailable.

^dCase definition or unit of count:
 A civil case is counted with the filing of a petition or complaint.
 The criminal case unit of count is the number of indictments.

¹Data are not complete:
 Grand total filing figure does not include any juvenile case data.

Source: Mississippi Judicial Council, First Annual Report, (Jackson, Mississippi: 1979). Statistics are from the annual report except that totals have been computed where necessary.

MISSISSIPPI JUSTICE COURT
 Court of limited jurisdiction
 410 courts
 January 1, 1978 to December 31, 1978

There were no data available for cases handled in the Justice Court in 1978.

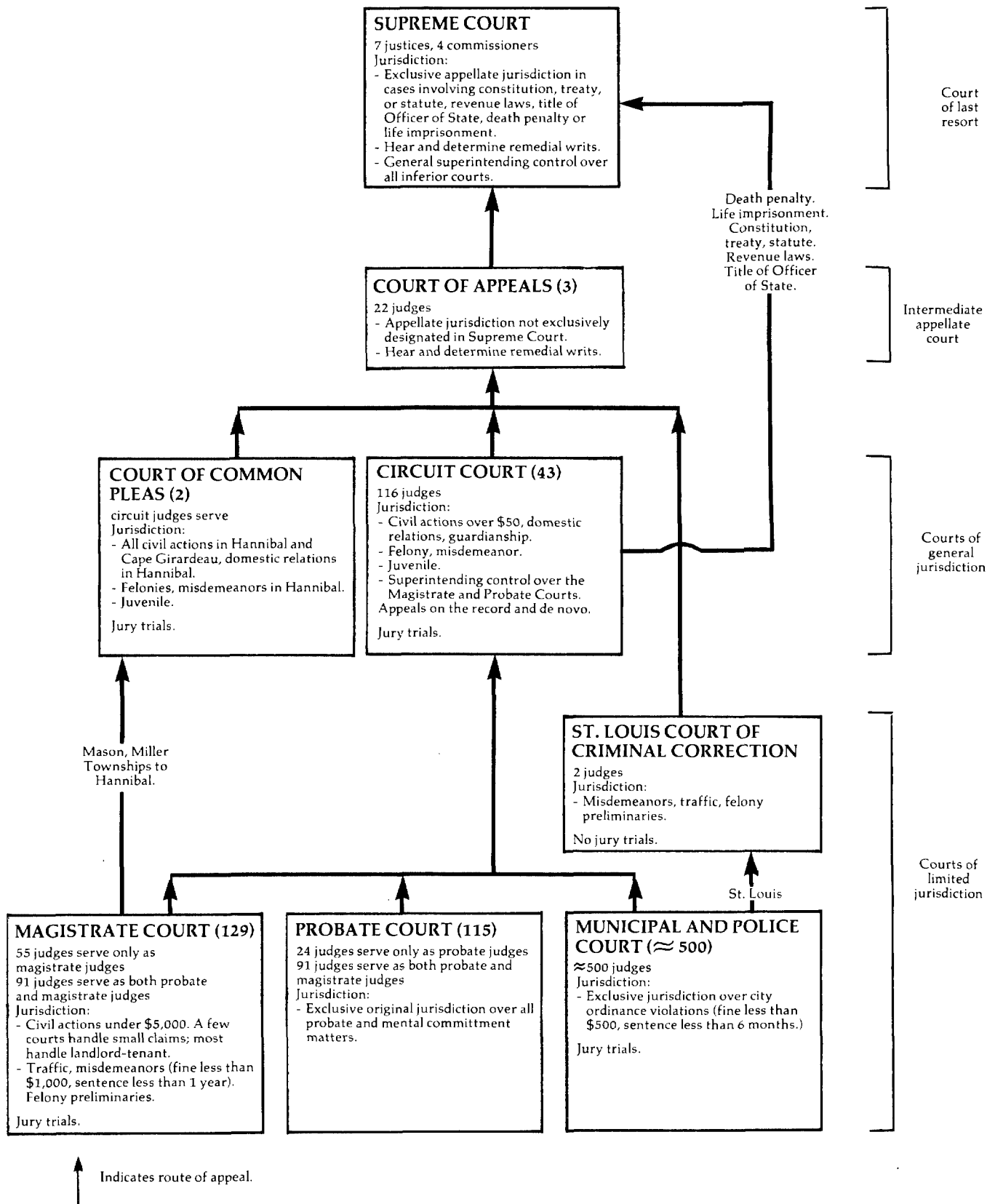
MISSISSIPPI FAMILY COURT
 Court of limited jurisdiction
 1 court
 January 1, 1978 to December 31, 1978

There were no data available for cases handled in the Family Court for 1978.

MISSISSIPPI MUNICIPAL COURT
 Court of limited jurisdiction
 ~50 courts
 January 1, 1978 to December 31, 1978

There were no data available for cases handled in the Municipal Court for 1978.

MISSOURI COURT SYSTEM, 1978



MISSOURI SUPREME COURT
Court of last resort
7 justices, 4 commissioners
July 1, 1977 to June 30, 1978

	Beginning pending	Filed	Disposed	End pending
Cases:				
Appeals:				
Civil	X	120 ¹	135	X
Criminal	X	35 ¹	48	X
Total appeals	110	155	183	82
Other cases:				
Original proceedings:				
Original jurisdiction:				
Habeas corpus	X	X	71	X
Mandamus	X	X	33	X
Prohibition	X	X	60	X
Quo warranto	X	X	1	X
Retirement	X	X	0	X
Other writs	X	X	11	X
Total	X	X	176	X
Disciplinary matter:				
Disbarment	X	X	5	X
Reinstatement	X	X	3	X
Total	X	X	8	X
Total	X	X	184	X
Requests to appeal:				
Application to transfer	X	X	309	X
Total other cases	82	460	493	49
Total cases	192	615	676	131
Other proceedings:				
Motions for rehearing	7	57	57 ^k	7
Other matters:				
Motion activity	30	273 ^k	262	41
Total other proceedings	37	330	319	48

Manner of disposition

	Appeals		
	Civil	Criminal	Total
Written opinion	84	25	109
Dismissal	16	1	17
Transfer without opinion ...	29	19	48
By order	6	3	9

Boldface headings indicate the classifications used by the NCSF.

X = The data for this case type are known to be included in the total but were not available by category.

^kAdditional information:

Two rehearing requests were sustained; 55 were denied.

The 273 motions filed do not include motions for permission to file writs, which were included in this figure prior to 1977.

¹Special source or revision in the data:

The clerk of the court supplied the breakdown for civil and criminal appeals filed during data verification.

Source: Office of the State Court Administrator, Judicial Department of Missouri Annual Statistical Report 1978 (Jefferson City, Missouri). Statistics are from the annual report except that totals have been computed where necessary, and additional information was provided by the clerk of the court during data verification.

MISSOURI COURT OF APPEALS
Intermediate appellate court
3 districts, 22 judges
July 1, 1977 to June 30, 1978

	Beginning pending	Filed	Disposed	End pending
Cases:				
Appeals:				
Civil	1,244	1,207	1,141	1,312
Criminal	675	688	620	741
Total appeals	1,919	1,895	1,761	2,053
Other cases:				
Original proceedings:				
Original jurisdiction:				
Habeas corpus	X	76	X	X
Mandamus	X	94	X	X
Prohibition	X	187	X	X
Quo warranto	X	0	X	X
Total	X	357	X	X
Requests to appeal:				
Certiorari	X	3	X	X
Total other cases	47	360	357	50
Total cases	1,966	2,255	2,118	2,103

Manner of disposition

	Appeals			Writs	Total
	Civil	Criminal	Total		
Written opinion	553	428	981	31	1,012
Dismissal	576	165	741	--	741
Consolidation	0	24	24	--	24
Transfer without opinion	12	3	15	--	15
Order	--	--	--	64	64
Denied	--	--	--	262	262

Boldface headings indicate the classifications used by the NCSP.

X = The data for this case type are known to be included in the total but were not available by category.

-- = Not applicable.

Source: Office of the State Court Administrator, Judicial Department of Missouri Annual Statistical Report 1978 (Jefferson City, Missouri).
Statistics are from the annual report except that totals have been computed where necessary.

MISSOURI CIRCUIT COURT AND COURT OF COMMON PLEAS
Court of general jurisdiction
43 circuits, 116 judges; 2 courts, circuit judges serve
July 1, 1977 to June 30, 1978

	Beginning pending	Filed	Disposed	End pending
Civil^d:				
Tort:				
Other tort:				
Personal injury	X	X	7,674	X
Domestic relations:				
Marriage dissolution:				
Dissolution	X	X	33,581	X
Modify divorce decrees	X	X	3,823	X
Total	X	X	37,404	X
Appeal	X	X	(j)	X
Extraordinary writ:				
Proceeding under Rule 27.26	X	X	332	X
Other civil	X	X	31,953	X
Total civil ^j	68,454 ^f	79,578	77,363	70,639 ^g
Criminal^d:				
Felony	X	X	13,931	X
Misdemeanor	X	X	4,399	X
Appeal	X	X	(j)	X
Total criminal ^j	9,559 ^f	19,020	18,330	10,249 ^k
Juvenile:				
Total juvenile	9,410 ^f	18,563	18,054	9,919
Grand total	87,423 ^f	117,161	113,747	90,807 ^h

Trial^d

	Jury	Non-jury	Total	Criminal disposition			
				Felony	Misdemeanor	Total	
Civil:							
Other tort	X	X	710				
Marriage dissolution	X	X	9,810				
Extraordinary writ	X	X	147				
Other civil	X	X	7,500				
Total	X	X	18,167				
Criminal:							
Felony	982	1,780	2,762				
Misdemeanor	21	1,041	1,062				
Total	1,003	2,821	3,824				
Grand total	X	X	21,991				
				Guilty plea	8,047	1,533	9,580
				Nolle prosequi	1,231	1,632	2,863
				Dismissed	1,891	172	2,063

Boldface headings indicate the classifications used by the NCSP.

^dCase definition or unit of count:

A civil case is counted with the filing of a petition or complaint.

The criminal case unit of count is the number of informations or indictments. A filing may involve multiple defendants.

^fBeginning pending figure for the 1978 court year does not equal the end pending figure for the 1977 court year:

Figures are as given in the annual report.

^gChange in pending does not equal the difference between filings and dispositions:

Figures are as given in the annual report.

^jExplanation of data included in the category:

Data for **civil appeal** and **criminal appeal** case dispositions are included in the appropriate case category.

There were 2,221 appeals from municipal courts and 774 other appeals or changes in venue cases disposed.

Source: Office of the State Court Administrator, Judicial Department of Missouri Annual Statistical Report 1978 (Jefferson City, Missouri).
 Statistics are from the annual report except that totals have been computed where necessary.

ST. LOUIS COURT OF CRIMINAL CORRECTION, MISSOURI
 Court of limited jurisdiction
 1 court, 2 judges
 July 1, 1977 to June 30, 1978

	Beginning pending	Filed	Disposed	End pending
Criminal^d:				
Misdemeanor	N/A	X	X	N/A
Preliminary hearing:				
Felonies	<u>N/A</u>	<u>3,566</u>	<u>2,832</u>	<u>N/A</u>
Total criminal	N/A	3,566 ¹	2,832 ¹	N/A
Traffic:				
Total traffic	N/A	X	X	N/A
Grand total	N/A	20,853	14,401	N/A

Boldface headings indicate the classifications used by the NCSP.

X = The data for this case type are known to be included in the total but were not available by category.

^dCase definition or unit of count:

The criminal case unit of count is the number of informations, indictments, or complaints. A filing may involve multiple defendants.

A non-jury trial is counted if tried to completion.

¹Data are not complete:

Total criminal filed and disposed figures include preliminary hearing felony cases only.

Source: Office of the State Court Administrator, Judicial Department of Missouri Annual Statistical Report 1978 (Jefferson City, Missouri).
 Statistics are from the annual report except that totals have been computed where necessary.

MISSOURI MAGISTRATE COURT
 Court of limited jurisdiction
 129 courts; 55 judges serve only as magistrates,
 91 judges serve as both probate and magistrate judges
 July 1, 1977 to June 30, 1978

	Beginning pending	Filed	Disposed	End pending
Civil^d:				
Law	N/A	84,460	71,152	N/A
Small claims	<u>N/A</u>	<u>11,745</u>	<u>9,728</u>	<u>N/A</u>
Total civil	N/A	96,205	80,880	N/A
Criminal^d:				
Misdemeanor	N/A	X	X	N/A
Preliminary hearing:				
Felony	<u>N/A</u>	<u>22,977</u>	<u>19,223</u>	<u>N/A</u>
Total criminal	N/A	22,977 ¹	19,223 ¹	N/A
Traffic:				
Total traffic	N/A	X	X	N/A
Grand total	N/A	464,470	405,379	N/A

Boldface headings indicate the classifications used by the NCSP.

N/A = This case type is handled by the court, but the data are unavailable.

^dCase definition or unit of count:

A civil case is counted with the filing of a petition or complaint.

The criminal case unit of count is the number of informations or indictments. A filing may involve multiple defendants.

¹Data are not complete:

Total criminal filed and disposed figures do not include misdemeanor cases. They could not be separated from traffic data. All categories are included in the grand total data.

Source: Office of the State Court Administrator, Judicial Department of Missouri Annual Statistical Report 1978 (Jefferson City, Missouri).
 Statistics are from the annual report except that totals have been computed where necessary.

MISSOURI PROBATE COURT
 Court of limited jurisdiction
 115 courts: 24 judges serve only as probate judges;
 91 serve as both probate and magistrate judges
 July 1, 1977 to June 30, 1978

	Beginning pending	Filed	Disposed	End pending
Civil^d:				
Estate:				
Probate/wills/intestate:				
Decedent's estates with letters	N/A	8,525	7,536	N/A
Guardianship/conservatorship/trusteeship:				
Incompetant and juvenile estates	N/A	2,577	2,088	N/A
Total	<u>N/A</u>	<u>11,102</u>	<u>9,624</u>	<u>N/A</u>
Total civil	N/A	11,102	9,625	N/A
Grand total	N/A	11,102	9,624	N/A

Boldface headings indicate the classifications used by the NCSP.

N/A = This case type is handled by the court, but the data are unavailable.

^dCase definition or unit of count:

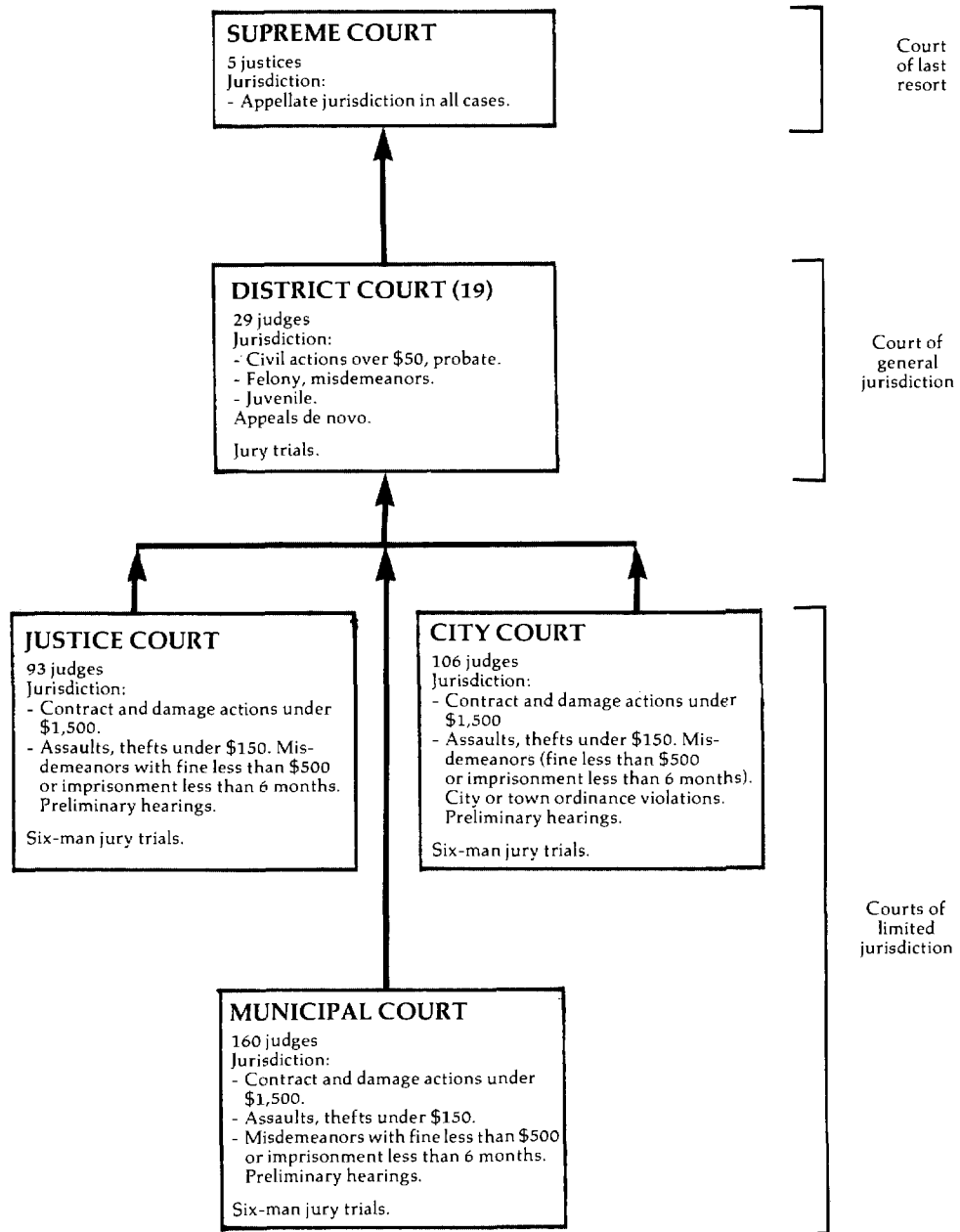
A civil case is counted with the filing of a petition or complaint.

Source: Office of the State Court Administrator, Annual Statistical Report 1978 (Jefferson City, Missouri). Statistics are from the annual report except that totals have been computed where necessary.

MISSOURI MUNICIPAL AND POLICE COURT
 Court of limited jurisdiction
 ~ 500 courts, ~ 500 judges
 July 1, 1977 to June 30, 1978

There were no data available for cases handled in the Municipal Court for fiscal year 1978.

MONTANA COURT SYSTEM, 1978



↑ Indicates route of appeal.

MONTANA SUPREME COURT
Court of last resort
5 justices
January 1, 1978 to December 31, 1978

	Beginning pending	Filed	Disposed	End pending
Cases:				
Appeals:				
Civil	N/A	294	X	N/A
Criminal	N/A	74	X	N/A
Total appeals	N/A	368	X	N/A
Other cases:				
Original proceedings	N/A	149	X	N/A
Requests to appeal	N/A	149	X	N/A
Total other cases	N/A	149	X	N/A
Total cases	N/A	517	475	N/A

Manner of disposition

Written opinion	269
Denial or dismissal	182
Other manner of disposition ...	24

Boldface headings indicate the classifications used by the NCSP.

Blank space = Not enough information is known. The case category may or may not be handled by the court.

N/A = This case type is handled by the court, but the data were unavailable.

X = Data for this case type are known to be included in the total but were not available by category.

Source: Montana Supreme Court, 1978 Annual Report (Helena, Montana: 1979). Statistics are from the annual report except that totals were computed where necessary.

MONTANA DISTRICT COURT^b
 Court of general jurisdiction
 19 districts, 29 judges
 July 1, 1977 to June 30, 1978

	Beginning pending	Filed	Disposed	End pending
Civil^d:				
Domestic relations:				
Adoption:				
New cases	N/A	786	X	N/A
Reopened cases	N/A	3	X	N/A
Total	N/A	789	685	N/A
Other domestic relations:				
Domestic relations^j:				
New cases	N/A	7,693	X	N/A
Reopened cases	N/A	534	X	N/A
Total	N/A	8,227	6,786	N/A
Total	N/A	9,016	7,471	N/A
Estate:				
Other estate:				
Probate ^j	N/A	3,704	2,497	N/A
Mental health:				
Insanity^j:				
New cases	N/A	372	X	N/A
Reopened cases	N/A	5	X	N/A
Total	N/A	377	291	N/A
Other civil:				
General civil^j:				
New cases	N/A	11,654	X	N/A
Reopened cases	N/A	304	X	N/A
Total	N/A	11,958	9,766	N/A
Total civil	N/A	25,055	20,025	N/A
Criminal^d:				
Other criminal:				
Criminal^j:				
New cases	N/A	2,550	X	N/A
Reopened cases	N/A	292	X	N/A
Total	N/A	2,842	2,442	N/A
Total criminal	N/A	2,842	2,442	N/A
Juvenile:				
Other juvenile:				
Juvenile^j:				
New cases	N/A	1,276	X	N/A
Reopened cases	N/A	105	X	N/A
Total	N/A	1,381	1,005	N/A
Total juvenile	N/A	1,381	1,005	N/A
Grand total	N/A	29,278	23,472	N/A

<u>Civil dispositions^m</u>	<u>Criminal dispositions^m</u>	<u>Time interval data (average days)</u>	<u>Time to disposition</u>
For defendant	Guilty plea	Domestic relations:	
For plaintiff	Guilty verdict	Adoption	38
Dismissed	Acquitted	Other domestic relations	106
Default	Dismissed	Mental health	20
Change of venue	Default	Estate	414
	Change of venue	Other civil	151
	Other and not known	Criminal	121
		Juvenile	76
		Total	153

Boldface headings indicate the classifications used by the NCSP.
 N/A = This case type is handled by the court, but the data were unavailable.
 X = The data for this case type are known to be included in the total but were not available by category.

^bParticular court or reporting system information:
 All filing figures classified as "new cases" are based on actual case counts.
 All filing figures classified as "reopened cases" are estimates based on statistical extrapolation from a 14-county sample. All disposition figures are also estimates based on the 14-county sample.

^dCase definition or unit of count:
 Civil case is counted with the filing of a petition or complaint.
 The criminal case unit of count is the number of defendants on the information, indictment or complaint.

^jExplanation of data included in the category:
 Domestic relations cases include **marriage dissolution**, invalid marriage, legal separation, URESA (outgoing and incoming), and paternity. Probate cases include formal and informal probate, supervised probate, guardianship, conservatorship, and trust.
 Insanity cases include mentally ill and inebriation (commitments).
 General civil cases include personal injury, property damage, condemnation, lien, foreclosure, eviction, partition, quiet title, agreement suits, injunctions, declaratory judgments, certificate of amount due, warrant of distraint, abstract of judgment, transcript of judgment, mandamus, habeas corpus, habitual traffic offender, note, wage claim, amount due, unlawful detainer, zoning, taxes, and water rights.
 Criminal cases include **felonies**, high misdemeanors, extraditions, and **criminal appeals**.
 Juvenile cases include youth in need of care (YINC) and youth in need of supervision (YINS).

^mInformation on disposition type or trial data:
 All data given for disposition types are estimates based on percentages given in the annual report.
 Civil disposition information given is for domestic relations and other civil cases only.

Source: Montana Supreme Court, 1978 Annual Report (Helena, Montana: 1979). Statistics are from the annual report except that totals were computed where necessary.

MONTANA JUSTICE COURT
Court of limited jurisdiction
93 judges
July 1, 1977 to June 30, 1978

There were no data available for cases handled in the Justice Court for fiscal year 1978.

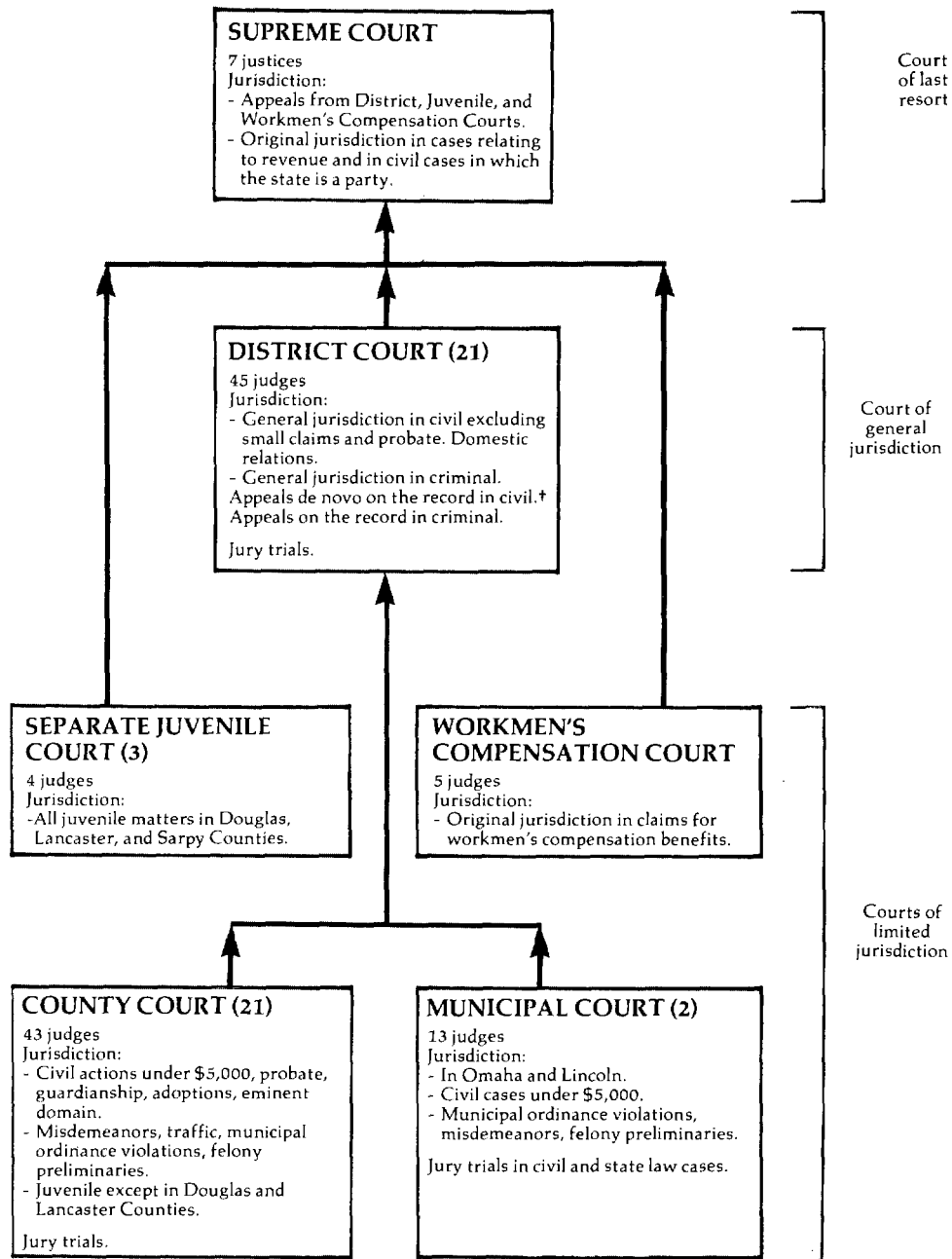
MONTANA CITY COURT
Court of limited jurisdiction
106 judges
July 1, 1977 to June 30, 1978

There were no data available for cases handled in the City Court for fiscal year 1978.

MONTANA MUNICIPAL COURT
Court of limited jurisdiction
160 judges
July 1, 1977 to June 30, 1978

There were no data available for cases handled in the Municipal Court for fiscal year 1978.

NEBRASKA COURT SYSTEM, 1978



↑ Indicates route of appeal.

†In Nebraska, "de novo on the record" means that the court may make an independent determination of the facts.

NEBRASKA SUPREME COURT
Court of last resort
7 justices
September 1, 1977 to August 31, 1978

	Beginning pending	Filed	Disposed	End pending		
Cases:						
Appeals:^j						
Civil:						
Civil case categories	228 ^f	327	292	285 ^g		
Criminal:						
Direct criminal appeal	161	216	265	105 ^g		
Other criminal	7	13	16	4		
Total	168 ^f	229	281	109 ^g		
Postconviction remedy:						
Postconviction	15	25	21	19		
Appeals of administrative agency cases:						
Workmen's compensation	8	13	11	8 ^g		
Public Service Commission	2	5	3	5		
Court of Industrial Relations	6	9	7	8		
Other administrative	11	37	15	31		
Total	27	64	36	52 ^g		
Other appeals:						
Unclassified	0	1	1	0		
Total appeals	438 ^j	646 ^j	631 ^j	465 ^h		
Other cases:						
Original proceedings	(j)	(j)	(j)	(j)		
Requests to appeal	N/A	N/A	N/A	N/A		
Total other cases	(j)	(j)	(j)	(j)		
Total cases	438 ⁱ	646 ⁱ	631 ⁱ	465 ⁱ		
<u>Manner of disposition</u>						
	<u>Civil</u>	<u>Criminal</u>	<u>Postconviction</u>	<u>Administrative agency</u>	<u>Other</u>	<u>Total</u>
Written opinion	210	113	9	22	0	354

Boldface headings indicate the classifications used by the NCSP.

N/A = This case type is handled by the court, but the data are unavailable.

X = The data for this case type are known to be included in the total but were not available by category.

^fBeginning pending figure for the 1978 court year does not equal the end pending figure for the 1977 court year:

Figures are as given in the unpublished data.

^gChange in pending does not equal the difference between filings and dispositions:

End pending figures were adjusted to reflect the results of an audit conducted during September 1978.

^hData are not complete:

Requests to appeal are not counted statistically by the Supreme Court; the figures presented for **appeals** are cases docketed. There are a number of cases that the court refuses to hear. These discretionary cases, when leave to docket is denied, could be considered processed by the court, but they are not docketed or reported statistically. As a result, **request to appeal** cases are not included in the total cases figures given in the chart.

ⁱExplanation of data included in the category:

Original proceedings are included with the **appeals** data. There are a minimal number of **original proceedings** handled by the court.

Source: Office of the State Court Administrator, *The Courts of Nebraska 1978* (Lincoln, Nebraska), and unpublished data supplied by the clerk of the court. Statistics are from the annual report and unpublished data except that totals have been computed where necessary, and revisions were made during data verification.

NEBRASKA DISTRICT COURT
Court of general jurisdiction
21 districts, 45 judges
January 1, 1978 to December 31, 1978

	Beginning pending	Filed ^j	Disposed	End pending
Civil^d:				
Domestic relations	4,129 ¹	14,230	14,524	3,835 ¹
Appeal	(j)	(j)	(j)	(j)
Other civil	<u>4,344¹</u>	<u>7,042</u>	<u>6,879</u>	<u>4,507¹</u>
Total civil ^j	8,473 ¹	21,272	21,403	8,342 ¹
Criminal^d:				
Felony:				
Criminal ^j	1,090 ¹	3,918	4,091	917 ¹
Appeal	<u>1,266¹</u>	<u>2,253^j</u>	<u>1,520^j</u>	<u>1,999¹</u>
Total criminal	2,356 ¹	6,171	5,611	2,916 ¹
Grand total	<u>10,829¹</u>	<u>27,443</u>	<u>27,014</u>	<u>11,258¹</u>

Boldface headings indicate the classifications used by the NCSP.

^dCase definition or unit of count:

A civil case is counted with the filing of a petition or complaint.

The criminal case unit of count is the number of defendants on the information or indictment.

^jExplanation of data included in the category:

Filed figures include the number of reopened cases placed before the District Court.

Cases that are listed as **criminal appeals** include both **civil** and **criminal appeals**. Statement in the annual report indicates that more than half were **criminal appeals**.

Criminal cases may include a few **misdemeanor** cases.

¹Special source or revision in data:

Pending data were provided by the office of the state court administrator during data verification.

Source: Office of the State Court Administrator, The Courts of Nebraska 1978 (Lincoln, Nebraska), and unpublished data supplied by the office of the state court administrator. Statistics are from the annual report and unpublished data except that totals have been computed where necessary, and additions and corrections were supplied by the state court administrative office during verification.

NEBRASKA COUNTY COURT
 Court of limited jurisdiction
 21 districts, 43 judges
 January 1, 1978 to December 31, 1978

	Beginning pending	Filed	Disposed	End pending
Civil^d:				
Law:				
Civil	8,997 ¹	9,045	8,562	9,480 ¹
Small claims	1,867 ¹	10,033	9,961	1,939 ¹
Real property rights:				
Eminent domain	67 ¹	191	182	76 ¹
Domestic relations:				
Adoption	218 ¹	1,274	1,265	227 ¹
Estate:				
Probate/wills/intestate:				
Probate and inheritance tax	12,046 ¹	8,972	8,545	12,473 ¹
Guardianship/conservatorship/trusteeship:				
Guardianship and conservatorship	9,920 ¹	1,893	1,645	10,168 ¹
Total	<u>21,966¹</u>	<u>10,865</u>	<u>10,190¹</u>	<u>22,641¹</u>
Total civil	33,115 ¹	31,408	30,160	34,363 ¹
Criminal^d:				
Misdemeanor:				
Misdemeanor statute	13,754 ¹	32,723	31,871	14,606 ¹
Ordinance violation:				
Ordinance non-traffic	1,312 ¹	8,304	8,373	1,243 ¹
Preliminary hearing:				
Felony	<u>4,823¹</u>	<u>4,249</u>	<u>4,091</u>	<u>4,981¹</u>
Total criminal	19,889 ¹	45,276	44,335	20,830 ¹
Traffic:				
Other traffic violations				
Statute traffic	10,329 ¹	164,377	161,961	12,745 ¹
Ordinance traffic	3,629 ¹	38,922	37,445	5,106
Total	<u>13,958¹</u>	<u>203,299</u>	<u>199,406</u>	<u>17,851¹</u>
Total traffic	13,958 ¹	203,299	199,406	17,851 ¹
Juvenile:				
Total juvenile	1,073 ¹	2,950	3,009	1,014 ¹
Grand total	68,035 ¹	282,933	276,910	74,058 ¹

Boldface headings indicate the classifications used by the NCSP.

^dCase definition or unit of count:

A civil case is counted with the filing of a petition or complaint.

The criminal case unit of count is the number of informations, indictments, or complaints. Two defendants charged on a single complaint count as one case, unless cases are separated for trial. One defendant with two charges on a single complaint is one case, unless the charges are tried separately.

¹Special source or revision in data:

Pending figures were provided by the office of the state court administrator. The guardianship and conservatorship cases disposed figure was revised during data verification.

Source: Office of the State Court Administrator, The Courts of Nebraska 1978 (Lincoln, Nebraska) and unpublished data provided by the office of the state court administrator. Statistics are from the annual report and unpublished data except that totals have been computed where necessary, and revisions were made by the state court administrative office during data verification.

NEBRASKA MUNICIPAL COURT^a
Court of limited jurisdiction
²**courts, 13 judges**
January 1, 1978 to December 31, 1978

	Beginning pending	Filed	Disposed	End pending
Civil^d:				
Law:				
Civil/small claims	N/A	18,267	N/A	N/A
Total civil	N/A	18,267	N/A	N/A
Criminal^d:				
Total criminal	N/A	X	N/A	N/A
Traffic:				
Total traffic	N/A	X	N/A	N/A
Grand total	N/A	135,350	N/A	N/A

Boldface headings indicate the classifications used by the NCSP.

N/A = This case type is handled by the court, but the data are unavailable.

X = The data for this case type are known to be included in the total but were not available by category.

^aCourt jurisdiction:

Municipal Courts have exclusive jurisdiction in cases involving violations of local ordinances.

^bParticular court or reporting system information:

The two Municipal Courts are located in Omaha and Lincoln.

^dCase definition or unit of count:

A civil case is counted with the filing of a petition or complaint.

The criminal case unit of count is the number of defendants on the information, indictment, or complaint.

Source: Office of the State Court Administrator, The Courts of Nebraska 1978 (Lincoln, Nebraska). Statistics are from the annual report except that totals have been computed where necessary.

NEBRASKA SEPARATE JUVENILE COURT
Court of limited jurisdiction
³**b courts, 4 judges**
January 1, 1978 to December 31, 1978

	Beginning pending	Filed	Disposed	End pending
Juvenile:				
Total juvenile	N/A	1,727	N/A	N/A
Grand total	N/A	1,727	N/A	N/A

Boldface headings indicate the classifications used by the NCSP.

N/A = This case type is handled by the court, but the data are unavailable.

^bParticular court or reporting system information:

There are three separate Juvenile Courts in Nebraska, located in Douglas County, Lancaster County, and Sarpy County. The Juvenile Court in Sarpy County began operations in February, 1977.

Source: Office of the State Court Administrator, The Courts of Nebraska 1978 (Lincoln, Nebraska). Statistics are from the annual report except that totals have been computed where necessary.

NEBRASKA WORKMEN'S COMPENSATION COURT
 Court of limited jurisdiction
 1 court, 5 judges
 July 1, 1977 to June 30, 1978

	Beginning pending	Filed	Disposed ^k	End pending
Civil^d:				
Appeal:				
Appeal of administrative agency case:				
Disputed claims	<u>N/A</u>	<u>796</u>	<u>N/A</u>	<u>N/A</u>
Total civil	N/A	796	N/A	N/A
Grand total	N/A	796 ^k	N/A	N/A

Boldface headings indicate the classifications used by the NCSP.

N/A = This case type is handled by the court, but the data are unavailable.

^dCase definition or unit of count:

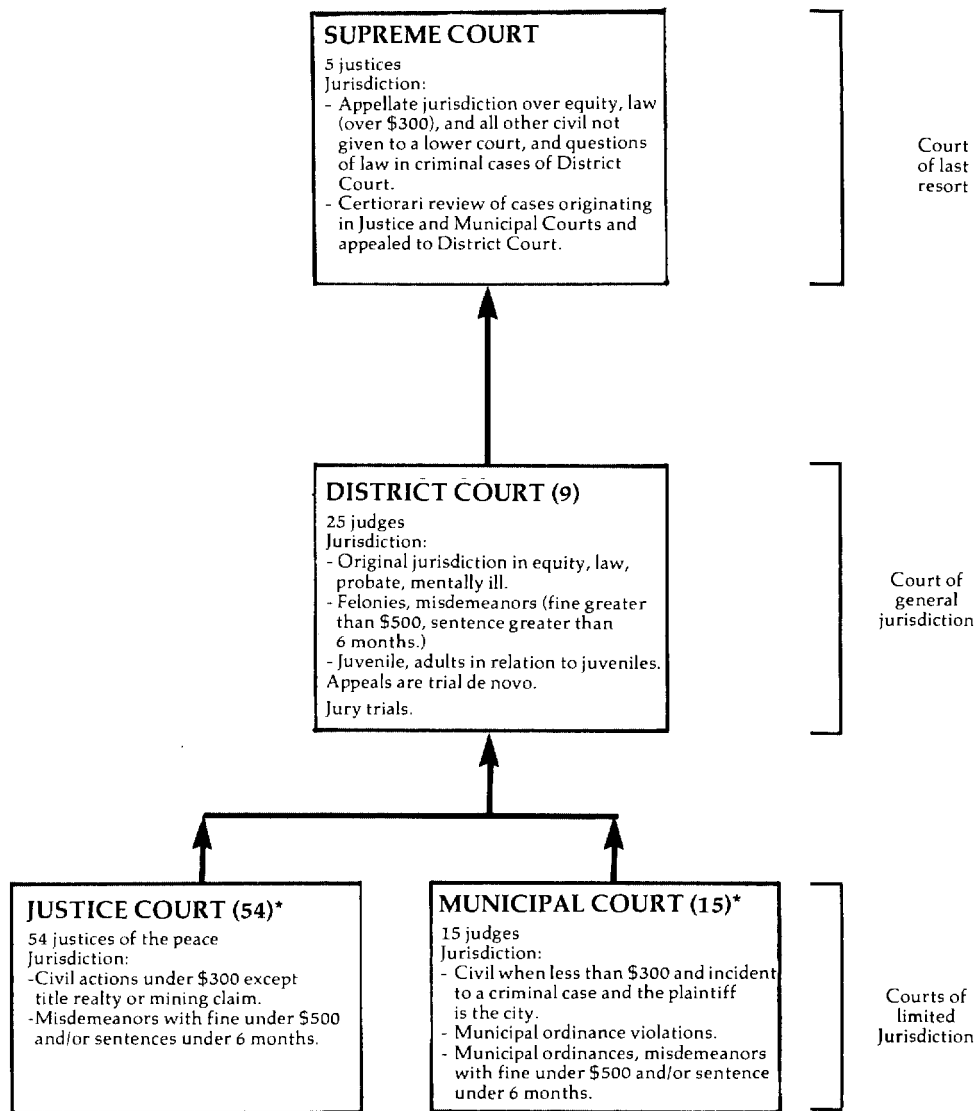
A civil case is counted with the filing of a petition or complaint.

^kAdditional information:

There were 855 original and settlement hearings, 144 rehearings held and settled, and 13 cases appealed to the Supreme Court. The number of cases disposed is unknown.

Source: Office of the State Court Administrator, The Courts of Nebraska 1978 (Lincoln, Nebraska). Statistics are from the annual report except that totals have been computed where necessary.

NEVADA COURT SYSTEM, 1978



↑ Indicates route of appeal.
*Nine justices of the peace also serve as Municipal Court judges.

NEVADA SUPREME COURT
Court of last resort
5 justices
January 1, 1978 to December 31, 1978

	Beginning pending	Filed	Disposed	End pending
Cases:				
Appeals:				
Civil	X	252	X	X
Criminal	X	548 ^j	X	X
Postconviction remedy:				
Postconviction	X	24 ^l	X	X
Reinstated	X	12	X	X
Total	X	36	X	X
Total appeals	X	836	X	X
Other cases:				
Original proceedings:				
Original jurisdiction:				
Habeas corpus	X	18	X	X
Mandamus	X	33	X	X
Prohibition	X	30	X	X
Quo warranto	X	0	X	X
Certiorari ^j	X	8	X	X
Exceptions	X	8	X	X
Motions	X	60	X	X
Total	X	157	X	X
Disciplinary matters:				
Bar	X	38	X	X
Total	X	195	X	X
Requests to appeal	X	9	X	X
Total other cases	X	9	X	X
Total cases	467^f	1,031	831	667
Other proceedings:				
Rehearing requests	1 ^l	78 ^l	73 ^l	6 ^l
Total other proceedings	1 ^l	78 ^l	73 ^l	6 ^l

Manner of disposition

Written opinion 229^m
Consolidated 8
Dismissed by order 596

Disposition of appeals^l

Affirmed 145
Reversed 50
Affirmed in part 18
Writs granted 4
Writs denied 8
Other 6

Status of pending cases (12/31/78)

Set or assigned 512
Under submission 93
Other 62

Boldface headings indicate the classifications used by the NCSP.

Blank space = Not enough information is known. The category may or may not be handled by the court.

X = The data for this case type are known to be included in the total but were not available by category.

^fBeginning pending figure for the 1978 court year does not equal the end pending figure for the 1977 court year:

Data is as reported by the court administrative office. Figures were revised based on the results of a physical inventory performed during the year.

^jExplanation of data included in the category:

Included in the **criminal appeals** filed figure are 341 pretrial habeas corpus **appeals**. They are direct appeals to this court from the granting or denial of original habeas proceedings in the District Courts.
Certiorari cases in this court are original proceedings for review.

^lSpecial source or revision in the data:

Figures for other proceedings, disposition of **appeals**, and other corrections were supplied by the clerk of court during data verification.

^mInformation on disposition type or trial data:

Written opinion includes both signed and per curiam opinions. Two of the written opinions did not dispose of cases.

Source: Unpublished data provided by the Administrative Office of the Courts. Statistics are from the unpublished data except that totals have been computed where necessary, and additions and corrections were supplied by the clerk of the court during data verification.

NEVADA DISTRICT COURT¹
 Court of general jurisdiction
 9 districts, 25^c judges
 January 1, 1978 to December 31, 1978

	Beginning pending	Filed	Disposed	End pending
Civil^d:				
Law:				
Civil actions	N/A	3,387 ¹	N/A	N/A
Domestic relations:				
Marriage dissolution:				
Divorce actions	N/A	3,763 ¹	N/A	N/A
Support/custody:				
Reciprocal	N/A	881 ¹	N/A	N/A
Adoptions	N/A	148 ¹	N/A	N/A
Total	N/A	4,792 ¹	N/A	N/A
Estate:				
Probate/wills/intestate:				
Probate	N/A	374 ¹	N/A	N/A
Guardianship/conservatorship/trusteeship:				
Guardianship	N/A	107 ¹	N/A	N/A
Total	N/A	481 ¹	N/A	N/A
Mental health:				
Inebriate matters	N/A	0 ¹	N/A	N/A
Insanity matters	N/A	115 ¹	N/A	N/A
Total	N/A	115 ¹	N/A	N/A
Other civil:				
Miscellaneous matters	N/A	263 ¹	N/A	N/A
Total civil	N/A	9,038 ¹	N/A	N/A
Criminal^d:				
Felony/misdemeanor:				
Criminal actions	N/A	1,627 ¹	N/A	N/A
Total criminal	N/A	1,627 ¹	N/A	N/A
Juvenile:				
Total juvenile	N/A	708 ¹	N/A	N/A
Grand total ¹	N/A	11,373 ¹	N/A	N/A

	<u>Trial^d</u>			<u>Total</u>
	<u>Jury</u>	<u>Non-jury</u>		
Civil:				
Law	68	833	901	
Domestic relations:				
Marriage dissolution	--	144	144	
Total	68	977	1,045	
Criminal:				
Felony/misdemeanor	52	525	577	
Grand total	120	1,502	1,622	

Boldface headings indicate the classifications used by the NCSP.
 N/A = This case type is handled by the court, but the data are unavailable.
 -- = Not applicable.

^cJudge information:
 The second district has 7 judges and is located in Washoe County (Carson City and Reno). Data were available only for only this district.
 There are a total of 25 judges in the 9 districts statewide.

^dCase definition or unit of count:
 A civil case is counted with the filing of a petition or complaint.
 The criminal case unit of count is the number of defendants on the information, indictment, or complaint.
 A jury trial is counted if tried to verdict.
 A non-jury trial is counted if tried to decision.

¹Data are not complete:
 Data were available for only one district: the second district (Washoe County). This county contains approximately one-quarter of the total state population.

Source: Unpublished data supplied by the clerk of the 2nd District Court. Statistics are taken from the unpublished data except that totals were computed where necessary.

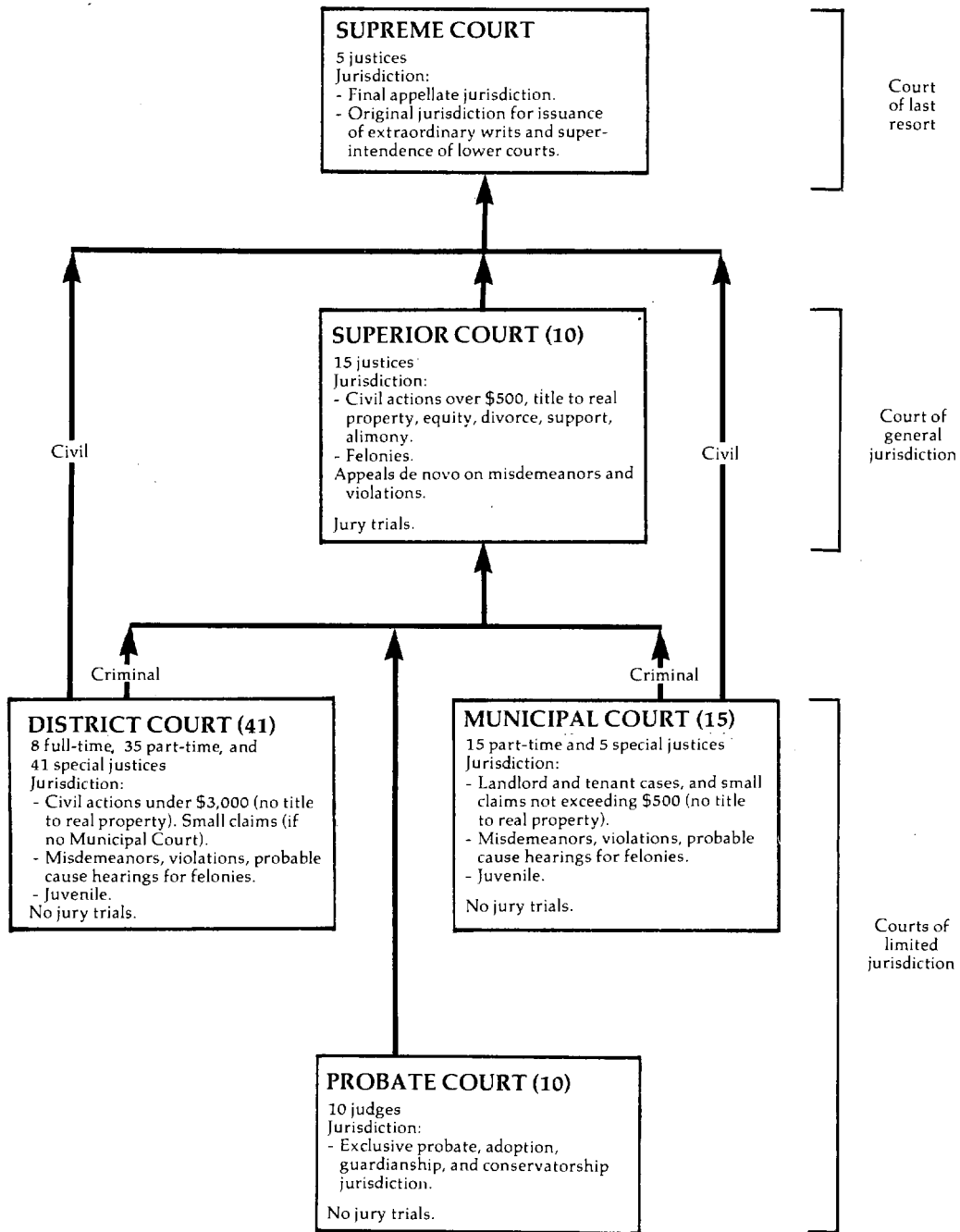
NEVADA JUSTICE COURT
 Court of limited jurisdiction
 54 courts, 54 justices of the peace
 January 1, 1978 to December 31, 1978

There were no data available for cases handled in the Justice Court for 1978.

NEVADA MUNICIPAL COURT
 Court of limited jurisdiction
 15 courts, 15 judges
 January 1, 1978 to December 31, 1978

There were no data available for cases handled in the Municipal Court for 1978.

NEW HAMPSHIRE COURT SYSTEM, 1978



↑ Indicates route of appeal.

NEW HAMPSHIRE SUPREME COURT
 Court of last resort
 5 justices
 August 1, 1977 to July 31, 1978

	Beginning pending	Filed	Disposed	End pending
Cases:				
Appeals:				
Civil and criminal	X	252	X	X
Appeal of administrative agency case	X	20	X	X
Total appeals	X	272	X	X
Other cases:				
Original proceedings:				
Original jurisdiction:				
Original cases filed	X	34	X	X
Certification of questions under Rule 20	X	0	X	X
Total	X	34	X	X
Advisory opinions				
Advisory opinions	X	4	X	X
Total	X	38	X	X
Requests to appeal				
Requests to appeal	X	38	X	X
Total other cases				
Total other cases	X	38	X	X
Total cases	169	310	318	161

<u>Manner of disposition</u>	<u>Time interval (average days)</u>
By opinion 235	Filing to opinion 173 ^h
	Filing to oral argument ... 92
	Oral argument to opinion .. 81

Boldface headings indicate the classifications used by the NCSP.
 Blank space = Not enough information is known. The case category may or may not be handled by the court.
 X = The data for this case type are known to be included in the total but were not available by category.

^hFigure was computed:
 Average days from filing to opinion was computed by summing average days from filing to oral argument and from oral argument to opinion.

Source: Chairman, Judicial Council, Seventeenth Biennial Report of the Judicial Council of the State of New Hampshire covering periods August 1, 1976-July 31, 1977, and August 1, 1977-July 31, 1978 (Concord, New Hampshire: 1978). Statistics are from the biennial report except that totals have been computed where necessary.

NEW HAMPSHIRE SUPERIOR COURT
Court of general jurisdiction
10 courts, 15 justices
August 1, 1977 to July 31, 1978

	Beginning pending	Filed	Disposed	End pending
Civil^d:				
Law:				
Actions at law	9,509	6,422	6,350 ^h	9,581
Equity:				
Equitable actions and petitions	2,631	3,057	2,552 ^h	3,136
Domestic relations:				
Marriage dissolution:				
Marital cases	5,182	6,357	6,453 ^h	5,086
Marital cases brought forward for further orders	2,286	3,640	3,597 ^h	2,329
Total	7,468	9,997	10,050	7,415
Appeal:				
Appeal of trial court case:				
Probate appeals	32	3	8 ^h	27
Total civil	19,640	19,479	18,960	20,159
Criminal^d:				
Felony/misdemeanor:				
Indictments	2,476 ^f	2,655	3,095 ^h	2,036
Informations	26	395	404 ^h	17
Complaints	52 ^f	156	191 ^h	17
Cases brought forward for further orders	412	689	471 ^h	630
Total	2,966 ^f	3,895	4,161 ^h	2,700
Appeal	2,517	3,241	2,417 ^h	3,341
Total criminal	5,483 ^f	7,136	6,578	6,041
Grand total	25,123 ^f	26,615	25,538	26,200

	Trial ^d			Total	Criminal dispositions		
	Jury	Non-jury					
Civil:							
Law	227	704		931	Guilty plea or nolo contendere	2,897	
Equity	X	X		X	Nolle prosequere	1,307	
Domestic relations	--	401		401	Otherwise disposed	1,754	
Appeal	X	X		X			
Total	242	2,180		2,422			
Criminal	415	205		620			
Grand total	657	2,385		3,042			

Boldface headings indicate the classifications used by the NCSP.

X = The data for this case type are known to be included in the total but were not available by category.

-- = Not available.

^dCase definition or unit of count:

A civil case is not counted in the same way throughout the state.

The criminal case unit of count is not consistent statewide.

A trial is not counted in the same way throughout the state.

^fBeginning pending figure for the 1978 court year does not equal the end pending figure for the 1977 court year.

Figures are as reported in the biennial report.

^hFigures were calculated:

Dispositions were calculated by category from available filing and pending data.

Source: Chairman, Judicial Council, Seventeenth Biennial Report of the Judicial Council of the State of New Hampshire covering periods August 1, 1976-July 31, 1977, and August 1, 1977-July 31, 1978 (Concord, New Hampshire: 1978). Statistics are from the biennial report except that totals have been computed where necessary.

NEW HAMPSHIRE DISTRICT COURT
Court of limited jurisdiction
41 courts: 8 full-time, 35 part-time, and 41 special justices
July 1, 1977 to June 31, 1978

	Beginning pending	Filed	Disposed	End pending
Civil^d:				
Small claims	N/A	N/A	22,114	N/A
Real property rights:				
Landlord and tenant	N/A	N/A	1,996	N/A
Extraordinary writ:				
Civil writs	<u>N/A</u>	<u>N/A</u>	<u>4,764</u>	<u>N/A</u>
Total civil	N/A	N/A	28,874	N/A
Criminal^d:				
Misdemeanor	N/A	N/A	30,120	N/A
Preliminary hearing	<u>N/A</u>	<u>N/A</u>	<u>3,052</u>	<u>N/A</u>
Total criminal	N/A	N/A	33,172	N/A
Traffic:				
Other traffic violation:				
Violations (including traffic violations)	<u>N/A</u>	<u>N/A</u>	<u>143,216</u>	<u>N/A</u>
Total traffic	N/A	N/A	143,216	N/A
Juvenile:				
Criminal-type offense:				
Delinquent children	N/A	N/A	5,066	N/A
Status offense:				
Persons in need of supervision	N/A	N/A	512	N/A
Non-offense:				
Neglected children	<u>N/A</u>	<u>N/A</u>	<u>455</u>	<u>N/A</u>
Total juvenile	N/A	N/A	6,033	N/A
Grand total	N/A	N/A	211,295	N/A

Boldface headings indicate the classifications used by the NCSP.

N/A = This case type is handled by the court, but the data are unavailable.

X = The data for this case type are known to be included in the total but were not available by category.

^dCase definition or unit of count:

A civil case is not counted in the same way throughout the state.

The criminal case unit of count is not consistent statewide.

Source: Chairman, Judicial Council, Seventeenth Biennial Report of the Judicial Council of the State of New Hampshire covering periods August 1, 1976-July 31, 1977, and August 1, 1977-July 31, 1978 (Concord, New Hampshire: 1978). Statistics are from the biennial report except that totals have been computed where necessary.

NEW HAMPSHIRE PROBATE COURT
Court of limited jurisdiction
10 courts, 10 judges
July 1, 1977 to June 30, 1978

	Beginning pending	Filed	Disposed	End pending
Civil^d:				
Domestic relations:				
Adoption	N/A	742	N/A	N/A
Other domestic relations:				
Marriage waivers granted	N/A	1,778	N/A	N/A
Other ^j	N/A	247	N/A	N/A
Total	N/A	2,025	N/A	N/A
Total	N/A	2,767	N/A	N/A
Estate:				
Probate/wills/intestate:				
Will allowed	N/A	2,775	N/A	N/A
Will authenticity	N/A	233	N/A	N/A
Administrations allowed	N/A	1,158	N/A	N/A
Voluntary administrations	N/A	600	N/A	N/A
Inheritance tax	N/A	47	N/A	N/A
Total	N/A	4,813	N/A	N/A
Guardianship/conservatorship/trusteeship:				
Guardians appointed	N/A	519	N/A	N/A
Conservators appointed	N/A	171	N/A	N/A
Trustees appointed	N/A	173	N/A	N/A
Successor custodian	N/A	1	N/A	N/A
Accounts allowed	N/A	6,981	N/A	N/A
Total	N/A	7,845	N/A	N/A
Other estate:				
Death certificate	N/A	98	N/A	N/A
Inquisitions	N/A	263	N/A	N/A
Total	N/A	361	N/A	N/A
Total	N/A	13,019	N/A	N/A
Mental health:				
Involuntary commitments	N/A	(j)	N/A	N/A
Other civil:				
Change of name	N/A	502	N/A	N/A
Total civil	N/A	16,288	N/A	N/A
Grand total	N/A	16,288	N/A	N/A

Boldface headings indicate the classifications used by the NCSP.

N/A = This case type is handled by the court, but the data are unavailable.

^dCase definition or unit of count:

A civil case is not counted in the same way throughout the state.

^jExplanation of data included in the category:

"Other" classified under other domestic relations includes relinquishments and termination of parental rights and involuntary commitments (mental health) cases. The data were entered under the domestic relations category since the relinquishment and termination of parental rights cases made up the majority of the volume.

Sources: Chairman, Judicial Council, Seventeenth Biennial Report of the Judicial Council of the State of New Hampshire covering periods August 1, 1976-July 31, 1977, and August 1, 1977-July 31, 1978 (Concord, New Hampshire: 1978). Statistics are from the biennial report except that totals have been computed where necessary.

NEW HAMPSHIRE MUNICIPAL COURT
Court of limited jurisdiction
15 courts: 15 part-time and 5 special justices
July 1, 1977 to June 30, 1978

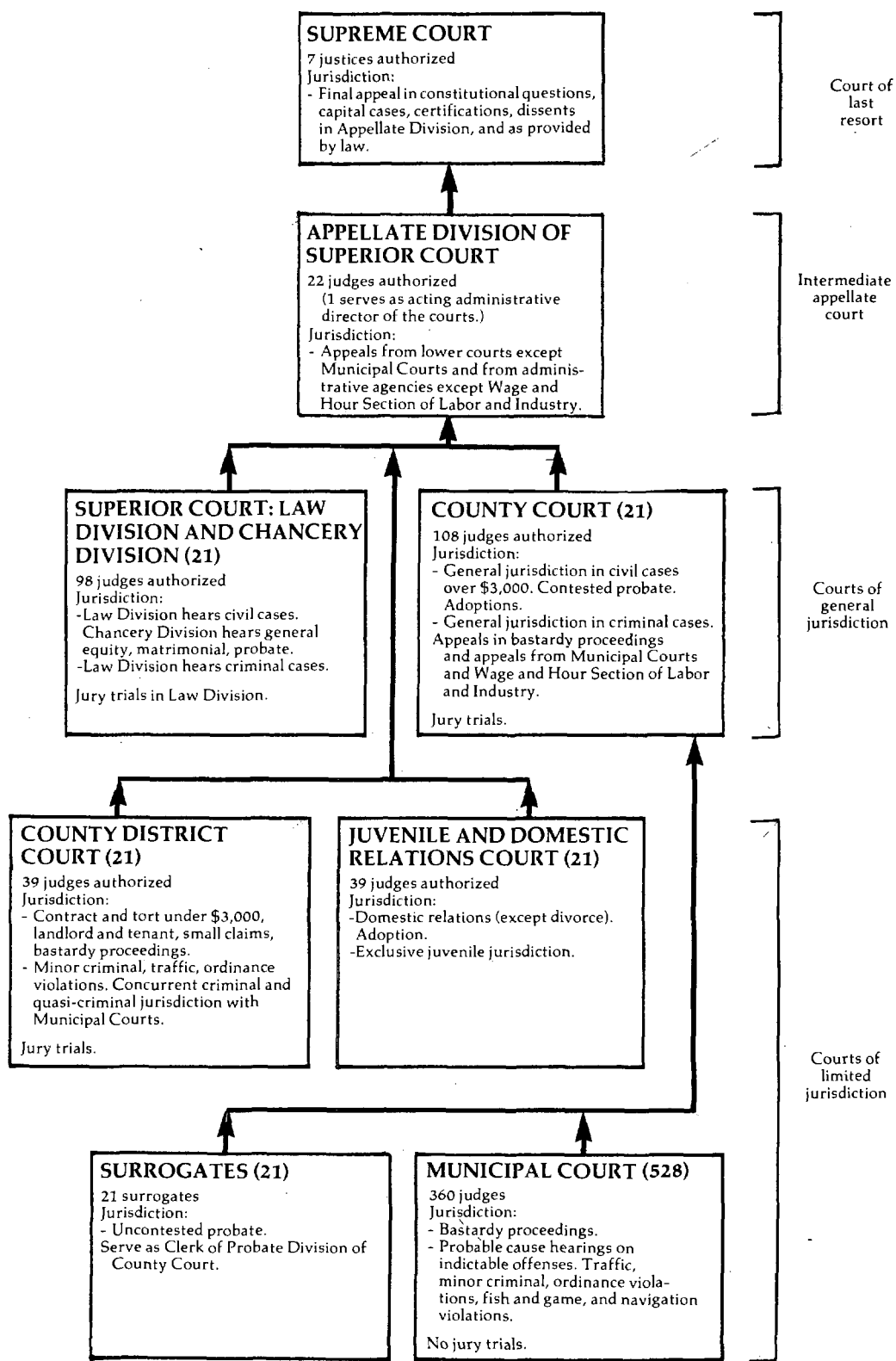
	Beginning pending	Filed	Disposed	End pending
Civil^d:				
Small claims	N/A	N/A	702	N/A
Real property rights:				
Landlord and tenant	<u>N/A</u>	<u>N/A</u>	<u>8</u>	<u>N/A</u>
Total civil	N/A	N/A	710	N/A
Criminal^d:				
Misdemeanor	N/A	N/A	887	N/A
Preliminary hearing	<u>N/A</u>	<u>N/A</u>	<u>87</u>	<u>N/A</u>
Total criminal	N/A	N/A	974	N/A
Traffic:				
Other traffic violation:				
Violations (including traffic violations)	<u>N/A</u>	<u>N/A</u>	<u>7,824</u>	<u>N/A</u>
Total traffic	N/A	N/A	7,824	N/A
Juvenile:				
Criminal-type offense:				
Delinquent children	N/A	N/A	292	N/A
Status offense:				
Person in need of supervision	N/A	N/A	26	N/A
Non-offense:				
Neglected children	<u>N/A</u>	<u>N/A</u>	<u>15</u>	<u>N/A</u>
Total juvenile	N/A	N/A	333	N/A
Grand total	N/A	N/A	9,841	N/A

Boldface headings indicate the classifications used by the NCSP.
N/A = This case type is handled by the court, but the data are unavailable.

^dCase definition or unit of count:
A civil case is not counted in the same way throughout the state.
The criminal case unit of count is not consistent statewide.

Source: Chairman, Judicial Council, Seventeenth Biennial Report of the Judicial Council of the State of New Hampshire covering periods August 1, 1976-July 31, 1977, and August 1, 1977-July 31, 1978 (Concord, New Hampshire: 1978). Statistics are from the biennial report except that totals have been computed where necessary.

NEW JERSEY COURT SYSTEM, 1978



↑ Indicates route of appeal.

NEW JERSEY APPELLATE DIVISION OF SUPERIOR COURT
Intermediate appellate court
21^c judges
September 1, 1977 to August 31, 1978

	Beginning pending	Filed	Disposed	End pending
Cases:				
Appeals:				
Civil	X	2,197 ^h	X	X
Criminal	X	1,775	X	X
Appeal of administrative agency case:				
State agencies	X	1,334	X	X
Total appeals	5,641 ^f	5,306 ^k	4,754 ^k	6,193
Other cases:				
Original proceedings				
Requests to appeal:				
Leave to appeal	95	792	856	31
Total other cases	95	792	856	31
<hr/>				
Total cases ^k	5,736 ^f	6,098	5,610	6,224
<hr/>				
Other proceedings:				
Rehearing requests	17 ^f	147	151	13
Other matters:				
Motions and petitions	420 ^f	3,654	3,867	207
Total other proceedings	437 ^f	3,801	4,018	220

Manner of disposition

Published opinions	300 ^m
Per curiam	2,600 ^m
Dismissed (opinion)	118
Transfers ^m	13
Dismissal/withdrawal	1,709

Disposition of appeals

Affirmed	2,042
Reversed	538
Remanded	36
Certifications	13
Modified	298
Dismissed (opinion)	118

Time interval (months/days)	Mean		Age of pending cases (8/31/78)	Status of pending cases (8/31/78)
	Mean	Median		
Judgment below to notice of appeal	1/11	1/10	Under 2 months	917
Date of appeal to perfected	8/23	7/10	2 to 5 months	1,297
Perfected to argued or submitted	4/ 9	4/ 3	5 to 8 months	1,044
Argued or submitted to decided	0/29	0/17	8 to 12 months	1,020
Date of appeal to decided	12/ 8	11/12	12 to 14 months	503
Perfected to decided	5/ 8	4/26	14 to 17 months	576
			17 to 20 months	329
			Over 20 months	507
			Not yet perfected	4,438
			Perfected and ready for calendaring	1,706
			Submitted but not decided ..	17
			Argued but not decided	32

Boldface headings indicate the classifications used by the NCSP.

Blank space = Not enough information is known. The case category may or may not be handled by the court.

X = The data for this case type are known to be included in the total but were not available by category.

^cJudge information:

There are 22 judges authorized in this court, but 1 judge served as the acting administrative director of the courts.

^fBeginning pending figure for the 1978 court year does not equal the end pending figure for the 1977 court year:

The difference is due to adjustments made by the clerk of the court to the computerized docketing control system. Figures are as given in the annual report.

^hFigure was computed:

Civil appeals filed were computed by subtracting the number of criminal appeals and appeals of administrative agency cases filed from the number of total appeals filed.

^kAdditional information:

Total appeals filed and disposed include 13 certifications by the Supreme Court before calendaring by the Appellate Division.

^mInformation on disposition type or trial data:

There were also 11 concurring and 26 dissenting opinions filed.

Transfers are cases transferred to the Supreme Court by certification.

The 2,900 opinions disposed of 3,032 cases.

Source: Administrative Director of the Courts, Annual Report 1977-78 (Trenton, New Jersey: 1979). Source of case data is available. Statistics are from the annual report except that totals have been computed where necessary.

NEW JERSEY SUPERIOR COURT (LAW DIVISION
and CHANCERY DIVISION) and COUNTY COURT
Court of general jurisdiction
21 counties, 206 judges authorized
September 1, 1977 to August 31, 1978

	Beginning pending	Filed	Disposed	Defendants	End pending
Civil^d:					
Tort:					
Auto tort:					
Auto negligence	23,200 ^f	17,275	16,636	--	23,839
Other tort:					
Other--Law Division	29,895 ^f	22,958	21,031	--	31,822
Total	53,095	40,233	37,667	--	55,661
Equity	2,486	4,023	3,704	--	2,805
Domestic relations:					
Marriage dissolution:					
Matrimonial ^j	6,961 ^f	27,371	26,483	--	7,849
Adoption:					
Adoption (contested)	X	30	X	--	X
Adoption (uncontested)	0	1,702	1,702	--	0
Total	X	1,732	X	--	X
Total	6,961 ^{fi}	29,103	28,185 ⁱ	--	7,849 ⁱ
Estate (County Court):					
Probate/wills/intestate:					
Wills and administration	X	215	X	--	X
Accounting	X	153	X	--	X
Total	X	368	X	--	X
Guardianship/conservatorship/trusteeship:					
Appointment of guardians for incompetents	0	411	411	--	0
Other estate:					
Other probate matters	X	199	X	--	X
Total	X	978	X	--	X
Total civil^j	62,819^f	74,337	70,579	--	66,577
Criminal^d:					
Felony:					
Indictments and accusations	29,947 ^f	24,311 ^k	22,926	28,779	31,332 ^k
Appeal (County Court)	580 ^f	2,554	2,486	N/A	648
Extraordinary writ:					
Postconviction relief	57 ^f	219	239	N/A	37
Total criminal	30,584 ^f	27,084	25,651	N/A	32,017
Grand total	93,403^f	101,421	96,230	N/A	98,594

Trial^d

Criminal dispositions

	Jury	Non-jury	Total
Civil:			
Tort:			
Auto tort	1,226	91	1,317
Other tort	1,326	1,197	2,523
Total	2,552	1,288	3,840
Equity	0	862	862
Domestic relations:			
Marriage dissolution	--	9,349	9,349
Adoption	--	X	X
Total	--	X	X
Estate	--	X	X
Total	2,552	12,111	14,663
Criminal:			
Felony	2,360	462	2,822
Grand total	4,912	12,573	17,485

Civil dispositions

	In court		Settled	Dismissed or dis-continued	Settled, dismissed, or dis-continued	Other
	Contested	Uncontested				
Tort:						
Auto tort	N/A	N/A	X	X	14,880	439
Other tort	N/A	N/A	X	X	17,489	1,019
Total	N/A	N/A	X	X	32,369	1,458
Equity	N/A	N/A	1,531	882	2,413	429
Domestic relations:						
Marriage dissolution	9,349	16,663	25	443	468	3

	Cases	Defendants
Felony:		
Jury trial:		
Conviction	1,291	1,567
Acquittal	785	1,028
Guilty or non vult plea ..	189	239
Dismissal	66	86
Conditional discharge	29	38
Non-jury trial:		
Conviction	150	176
Acquittal	284	327
Guilty or non vult plea ..	9	13
Dismissal	18	21
Conditional discharge	1	1
Total trial:		
Conviction	1,441	1,743
Acquittal	1,069	1,355
Guilty or non vult plea ..	198	252
Dismissal	84	107
Conditional discharge	30	39
Guilty or non vult plea without trial	12,302	15,191
Dismissal without trial	7,685	9,948
Conditional discharge without trial	117	144
Extraordinary writ:		
Petition summarily disposed	88	N/A
No relief granted	133	N/A
Some relief granted	18	N/A

	Time interval ^d (month/days)								
	Jury			Non-jury			All trial cases		
	Number	Mean	Median	Number	Mean	Median	Number	Mean	Median
Tort:									
Auto tort:									
Complaint to trial.....	131	26/5	25/3	7	28/2	28/17	138	26/8	25/4
Other tort:									
Complaint to trial.....	166	26/1	25/10	77	20/26	21/7	243	24/12	24/18
Total:									
Complaint to answer	297	2/12	1/22	84	2/7	1/7	381	2/11	1/19
Answer to pretrial	297	15/13	13/10	84	8/23	3/11	381	13/4	13/6
Pretrial to trial	297	11/4	6/21	84	7/3	4/23	381	9/23	6/14
Complaint to trial	297	26/3	25/6	84	21/14	21/7	381	25/2	24/25

	Defendants for whom trials commenced						Defendants who retracted a plea of not guilty							
	Indictment or accusation to first plea		Not guilty plea to trial or guilty plea		Indictment or accusation to commencement of trial		Indictment or accusation to first plea		Not guilty plea to retraction		Indictment or accusation to retraction			
	Number	Mean	Median	Mean	Median	Mean	Median	Number	Mean	Median	Mean	Median	Mean	Median
Criminal:														
Murder	15	0/29	0/23	5/25	3/14	6/24	5/14	11	0/16	0/18	4/3	2/13	4/20	2/28
Other	339	2/5	0/25	9/3	5/27	11/8	8/19	1,119	1/29	0/27	7/6	4/3	9/6	5/19
Total	354	2/3	0/24	8/29	5/25	11/2	8/7	1,130	1/29	0/26	7/6	4/3	9/5	5/18

Age of pending casesⁿ (months)

	Other tort	Auto tort	Equity	Marriage dissolution	Estate ^a	Felony
Under 6 months	6,830	4,535	1,501	2,883	149	10,531
6+ to 12 months	8,550	6,706	833	2,402	53	6,198
12+ to 18 months	7,550	5,974	238	1,475	60	3,747
18+ to 24 months	4,426	3,629	111	696	(n)	2,278
24+ to 36 months	3,414	2,420	88	295	(n)	3,119
Over 36 months	450	313	34	98	(n)	5,459

Boldface headings indicate the classifications used by the NCSP.

N/A = This casetype is handled by the court, but the data are unavailable.

X = The data for this case type are known to be included in the total but were not available by category.

-- = Not applicable.

^dCase definition or unit of count:

A civil case is counted when it is placed on the calendar (has reached issue).

The criminal case unit of count is the number of informations or indictments.

A jury trial is counted when the first juror is drawn.

A non-jury trial is counted at the point when an opening statement or the introduction of any evidence occurs.

^fBeginning pending figure for the 1978 court year does not equal the end pending figure for the 1977 court year:

This is because of recounts by the counties resulting from their periodic physical inventories and the discovery of other reporting errors by the counties during the course of the year.

^lData are not complete:

Total pending figures for domestic relations include only matrimonial cases. They do not include pending contested adoption cases.

Total disposed for domestic relations includes matrimonial and uncontested adoption, but not contested adoption cases.

^jExplanation of data included in the category:

Matrimonial includes divorce, maintenance, nullity, adoption, custody, matrimonial injunctions, and miscellaneous matrimonial.

Total civil's pending and disposed figures include data for adoption (contested) and estate cases which could not be separated into the proper categories. There were 277 of these cases pending at the beginning of the court year, 612 disposed, and 262 pending at the end of the court year.

^kAdditional information:

Of the 24,311 felony cases filed, 314 were reopened cases.

Of the 31,332 felony cases pending at the end of the court year, 5,700 were listed on inactive status, untriable for reasons beyond the control of the court or prosecutor. These include fugitives, John Does, and defendants incarcerated in another state.

^mCategories for disposition type or trial data:

Civil trials do not include uncontested matrimonial cases.

ⁿTime interval or age of pending data:

Time interval data are for cases in which trials commenced in the Law Division of the Superior Court and County Court during April 1978.

Age of pending data reflect active and inactive cases for equity, marriage dissolution, estate, and felony cases.

Age of pending cases data for auto tort and other tort cases are for active cases only. There were, in addition, 602 inactive other tort and 262 inactive auto tort cases.

The number of estate cases pending over 18 months is included in the 12+ to 18 months category.

Contested adoption cases pending in the Probate Division of the County Court and Surrogate's Court are included with the estate category in the age of pending cases chart.

Source: Administrative Director of the Courts, Annual Report 1977-78 (Trenton, New Jersey: 1979). Statistics are from the annual report except that totals have been computed where necessary.

NEW JERSEY COUNTY DISTRICT COURT
 Court of limited jurisdiction
 21 courts, 39 judges authorized
 September 1, 1977 to August 31, 1978

	Beginning pending	Filed ^j	Disposed	End pending
Civil^d:				
Tort:				
Auto tort:				
Auto negligence	4,944 ^f	12,842	13,252	4,534
Other tort	1,600 ^f	4,460	4,434	1,626
Total	6,544 ^f	17,302	17,686	6,160
Contract	32,749 ^f	161,927	160,022	34,654
Small claims ^j	6,118 ^f	41,166	40,535	6,749
Real property rights:				
Tenancy	3,681 ^f	97,490	97,020	4,151
Total civil	49,092 ^f	317,885	315,263	51,714
Criminal^d:				
Other criminal:				
Criminal ^j	N/A	3,755	3,305	N/A
Total criminal	N/A	3,755	3,305	N/A
Traffic:				
Parking:				
Parking cases	N/A	40,912	24,732	N/A
Other traffic violation:				
Moving traffic cases	N/A	42,773	36,732	N/A
Total traffic	N/A	83,685	61,464	N/A
Grand total	49,092 ^{fi}	405,325	380,032	51,714 ⁱ

	Trial ^d			Criminal dispositions	
	Jury	Non-jury	Total		Other criminal
Civil:					
Tort:				Convictions and guilty pleas in open court...	640
Auto tort	210	568	778	Violations Bureau	363
Other tort	108	315	423	Dismissed after conditional discharge or	
Total	318	883	1,201	pretrial intervention.....	99
Contract	151	3,339	3,490	Other dismissals and acquittals.....	323
Small claims	18	14,537	14,555	Referred to other court.....	2
Real property rights ...	16	34,986	35,002	Referred to county prosecutor	1,382
Total	503	53,745	54,248		
Criminal:					
Other criminal	--	496	496		
Traffic	--	0	0		
Grand total	503	54,241	54,744		

	Civil dispositions			Contract	Small claims	Real property rights	Total
	Tort		Total				
	Auto tort	Other tort					
Judgments by default.....	5,138	1,368	6,506	102,573	6,169	11,108	126,356
Settled, dismissed, or discontinued, by							
dismissal of inactive cases	2,019	526	2,545	23,136	3,791	687	30,159
Before trial date.....	2,533	951	3,484	18,191	4,425	5,318	31,418
On trial date.....	2,327	1,047	3,374	10,537	10,495	44,678	69,084
Placed on inactive list or transferred	457	119	576	2,095	1,100	227	3,998

New Jersey County District Court (continued)

<u>Traffic dispositions</u>		<u>Parking</u>	<u>Other traffic violation</u>	<u>Total</u>
Convictions and guilty pleas in open court		530	6,741	7,271
Violations Bureau		23,842	28,723	52,565
Dismissals and acquittals		360	1,266	1,626
Transferred to other court		0	2	2

	<u>Age of pending cases (months)</u>				
	<u>Under 6 months</u>	<u>6+ to 12 months</u>	<u>12+ to 18 months</u>	<u>18+ to 24 months</u>	<u>Over 24 months</u>
Civil:					
Tort:					
Auto tort	3,414	840	162	59	59
Other tort	1,257	303	49	11	6
Total	4,671	1,143	211	70	65
Contract	30,096	3,501	628	288	141
Small claims	5,964	459	235	85	6
Real property rights	4,143	8	0	0	0
Total	44,874	5,111	1,074	443	212

	<u>Time interval^a (months/days)</u>								
	<u>Jury</u>			<u>Non-jury</u>			<u>Total</u>		
	<u>Number of cases</u>	<u>Mean</u>	<u>Median</u>	<u>Number of cases</u>	<u>Mean</u>	<u>Median</u>	<u>Number of cases</u>	<u>Mean</u>	<u>Median</u>
Complaint to trial:									
Civil:									
Tort:									
Auto tort	14	10/21	9/28	43	10/ 8	8/18	57	10/11	8/18
Other tort	3	19/25	22/13	24	8/20	6/26	27	9/27	8/ 0
Total	17	12/ 9	--	67	9/21	--	84	10/ 6	--
Contract	14	12/21	13/ 7	279	8/ 1	7/ 2	293	8/ 8	7/ 5
Total	31	12/15	12/18	346	8/11	7/ 5	377	8/21	7/12
Complaint to answer:									
Civil^b	31	1/19	1/ 2	346	2/ 2	1/ 4	377	2/ 1	1/ 4

Boldface headings indicate the classifications used by the NCSP.

N/A = This case type is handled by the court, but the data are unavailable.

-- = Not applicable.

^dCase definition or unit of count:

A civil case is counted with the filing of a petition or complaint.

The criminal case unit of count is the number of informations, indictments, or complaints.

A jury trial is counted when the first juror is drawn.

A non-jury trial is counted at the point when an opening statement or the introduction of any evidence occurs.

^fBeginning pending figure for the 1978 court year does not equal the end pending figure for the 1976 court year:

Figures are as given in the annual report. This imbalance is caused by adjustments made to caseload data based on physical inventories conducted periodically by each court.

ⁱData are not complete:

Grand total pending figures do not include criminal or traffic cases.

^jExplanation of data included in the category:

Filed includes all complaints filed or transferred from other courts or counties and inactive complaints restored to calendar.

Small claims include auto small claims cases and other small claims.

Criminal case complaints include indictable offenses referred to county prosecutors for indictment as well as minor criminal, disorderly persons, ordinance, fish and game, navigation, etc.

^aTime interval or age of pending data:

Time interval data are for all civil cases in which trials commenced during April 1978, excluding small claims and real property rights.

Source: Administrative Director of the Courts, Annual Report 1977-78 (Trenton, New Jersey: 1979) and Proceedings in the Municipal Courts, September 1, 1977-August 31, 1978 (Trenton, New Jersey: 1979). Statistics are from the annual reports except that totals have been computed where necessary.

NEW JERSEY JUVENILE AND DOMESTIC RELATIONS COURT
 Court of limited jurisdiction
 21 courts, 39 judges authorized
 September 1, 1977 to August 31, 1978

	Beginning pending	Filed	Disposed	End pending
Civil^d:				
Domestic relations:				
Domestic relations and reciprocal support	6,178 ^f	73,460	72,397	7,241
Total civil	6,178 ^f	73,460	72,397	7,241
Juvenile:				
Criminal-type offense:				
Juvenile delinquent complaints	12,554 ^f	81,827	80,352	14,029
Status offense:				
Juvenile in need of supervision (JINS)	937 ^f	10,553	10,384	1,106
Total juvenile	13,491 ^f	92,380	90,736	15,135
Grand total	19,669 ^f	165,840	163,133	22,376

Age of pending cases (months)

	<u>Civil</u>	<u>Juvenile</u>	
	<u>Domestic relations</u>	<u>Criminal-type offense</u>	<u>Status offense</u>
Under 1 month	2,838	4,366	373
1 to 3 months	3,005	6,532	510
Over 3 months	1,398	3,131	223
3+ to 6 months	(n)	2,331	179
Over 6 months	(n)	800	44

Boldface headings indicate the classifications used by the NCSP.

^dCase definition or unit of count:

A civil case is counted with the filing of a petition or complaint.

^fBeginning pending figure for the 1977 court year does not equal the end pending figure for the 1977 court year:

This is because of recounts by the counties resulting from their periodic physical inventories and the discovery of other reporting errors by the counties during the course of the year.

ⁿInformation on time interval or age of pending data:

The domestic relations cases pending 3+ to 6 months and over 6 months are included in the over 3 months category.

Source: Administrative Director of the Courts, Annual Report 1977-78 (Trenton, New Jersey: 1979). Statistics are from the annual report except that totals have been computed where necessary.

NEW JERSEY MUNICIPAL COURT
Court of limited jurisdiction
528 courts, 360 judges
September 1, 1977 to August 31, 1978

	Beginning pending	Filed	Disposed	End pending
Criminal^d:				
Other criminal:				
Criminal ^J	N/A	345,411 ^J	295,457	N/A
Total criminal	N/A	345,411 ^J	295,457	N/A
Traffic:				
Parking:				
Parking cases	N/A	2,562,003	2,006,289	N/A
Other traffic violation:				
Moving traffic cases	N/A	1,107,574	1,001,047	N/A
Total traffic	N/A	3,669,577	3,007,336	N/A
Grand total	N/A	4,014,988	3,302,793	N/A

<u>Non-jury trial^d</u>		<u>Criminal dispositions</u>		
Criminal (other criminal)	2,891	Convictions and guilty pleas in open court..		<u>Other criminal</u> 108,613
Traffic	0	Violations Bureau		21,928
Grand total	2,891	Dismissal after conditional discharge and pretrial intervention		10,587
		Other dismissals and acquittals		83,966
		Referred to other court		3,751
		Referred to county prosecutor		63,721
<u>Traffic dispositions</u>				
		<u>Parking</u>	<u>Other traffic violation</u>	<u>Total</u>
Convictions and guilty pleas in open court..	73,315	276,426		349,741
Violations Bureau	1,891,799	644,113		2,555,912
Dismissals and acquittals	41,156	59,966		101,122
Referred to other court	19	542		561

Boldface headings indicate the classifications used by the NCSP.

N/A = This case type is handled by the court, but the data are unavailable.

^dCase definition or unit of count:

The criminal case unit of count is the number of informations, indictments, or complaints.

A non-jury trial is counted at the point when an opening statement or the introduction of any evidence occurs.

^JExplanation of data included in the category:

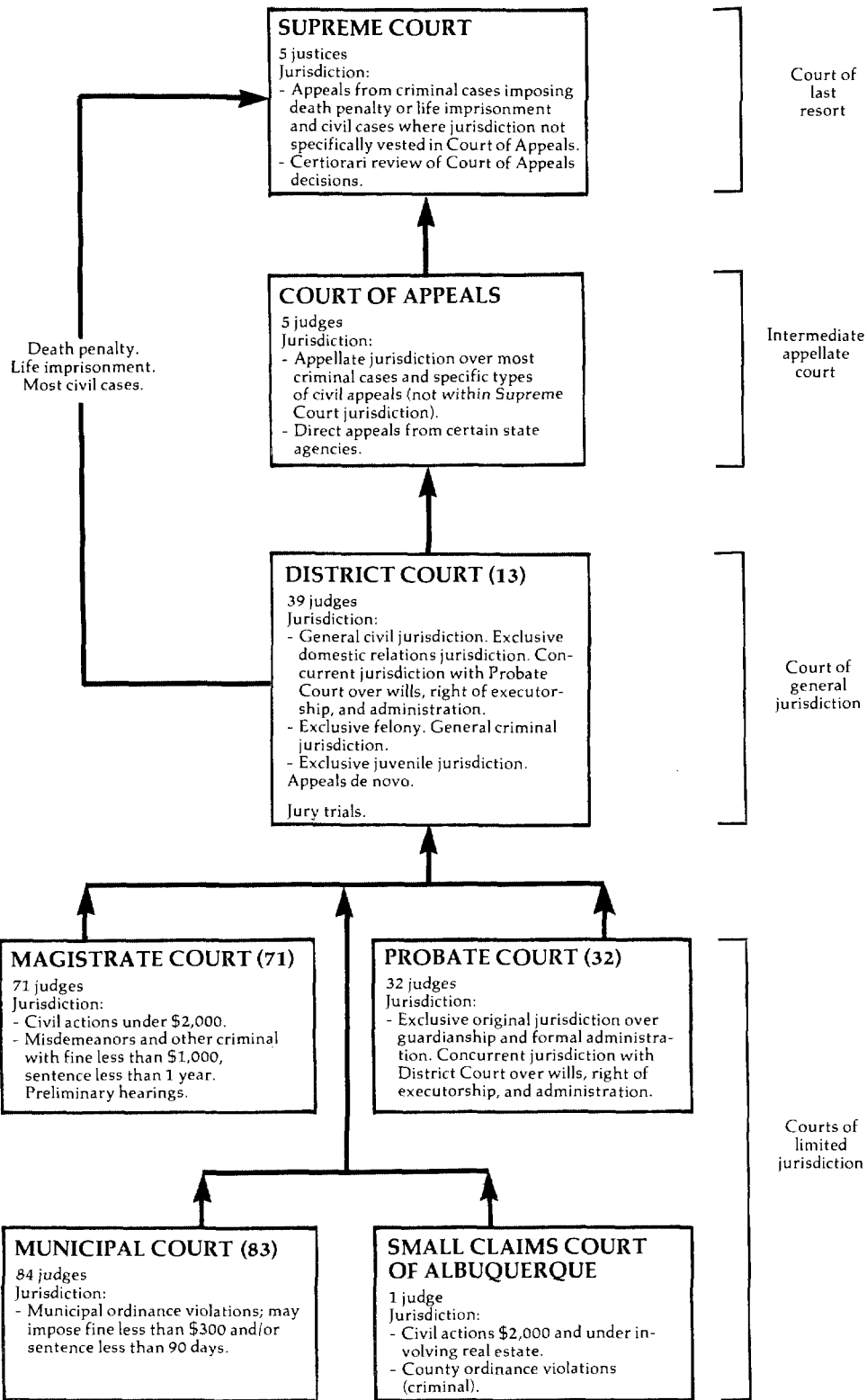
Criminal case complaints include indictable offenses referred to county prosecutors for indictment as well as minor criminal, disorderly persons, ordinance, fish and game, navigation, etc.

Source: Proceedings in the Municipal Courts, September 1, 1977-August 31, 1978 (Trenton, New Jersey: 1979). Statistics are from the annual report except that totals have been computed where necessary.

NEW JERSEY SURROGATES
21 counties, 21 surrogates
September 1, 1977 to August 31, 1978

No data were supplied for the surrogates because they handle only uncontested probate matters and serve as the clerks of the probate divisions of County Courts.

NEW MEXICO COURT SYSTEM, 1978



↑ Indicates route of appeal.

NEW MEXICO SUPREME COURT
Court of last resort
5 justices
January 1, 1978 to December 31, 1978

	Beginning pending	Filed	Disposed	End pending	
Cases:					
Appeals:					
Civil	X	245 (X)	X	X	
Criminal	X	28 (X)	X	X	
Reinstated cases	X	0	X	X	
Total appeals	X	273 (33) ^e	280	X	
Other cases:					
Original proceedings:					
Habeas corpus	X	104 ^j	105 ^j	X	
Mandamus	X	27	26	X	
Prohibition	X	56	57	X	
Removal from corporation commission	X	0	0	X	
Superintending control	X	7	6	X	
Rule 32 election challenge	X	5	4	X	
Quo Warranto	X	1	1	X	
Criminal contempt	X	1	X	X	
Other	X	0	18	X	
Total	X	201	217	X	
Disciplinary matter:					
Judicial standards commission (removal of judge)	X	1	1	X	
Suspension of attorneys	X	2	2	X	
Disciplinary	X	3	3	X	
Total	X	6	6	X	
Total	X	207	223	X	
Requests to appeal:					
Certiorari	X	174	123 (33) ^e	X	
Total other cases	X	381	346 (33) ^e	X	
<hr/>					
Total cases	169	654 (33) ^e	626 (33) ^e	197	
Other proceedings:					
Other matters:					
Rule 37 motions ^j	0	352	352	0	
Rule 34 motions ^j	0	69	69	0	
Rule 39 motions ^j	0	1	1	0	
Rule 44 motions ^j	0	11	11	0	
Rule 41 motions ^j	0	2	2	0	
Total	0	435	435	0	
Total other proceedings	0	435	435	0	
<hr/>					
<u>Manner of disposition</u>		<u>Disposition of appeals^m</u>		<u>Time interval (average days)</u>	
Written opinion	219 ^m	Affirmed	134	From notice of appeal to transcription ⁿ	85.8
Per curiam	2	Reversed	61	From transcription to issue	73.5
Dismissal/withdrawal	47	Affirmed in part, reversed in part	19	From issue to submission	52.6
Transfer	13	Remanded	5	From submission to opinion/decision	41.5
		Dismissed with opinion	0	From issue to opinion/decision	94.5
		Decision vacated with opinion	0	From transcript to mandate	182.0
		Writ quashed	1		
		Rule 32 election challenge	1		
<hr/>					
<u>Status of pending cases (12/31/78)</u>		<u>Disposition of other cases</u>			
Not at issue	106	<u>Original proceedings</u>			<u>Requests to appeal</u>
At issue--not set for oral argument ...	15	<u>Original jurisdiction</u>	<u>Disciplinary</u>	<u>Total</u>	
At issue--set for oral argument	23	Granted	0	0	33
Previously submitted	25	Denied	62	62	110
		Quashed	1	1	12
		Made permanent	21	21	--
		Dismissed	6	6	--
		Motion for leave to file petition late--denied ..	0	0	0
		Case reinstated--writ made permanent	0	0	--
		Case reinstated on mandate--peremptory writ	0	0	--
		Closed by orders	92	92	--
		Suspension of attorneys	--	2	--
		Disciplinary	--	3	--
		Removal of judge	--	1	--
		Withdrawn	0	0	1

Boldface headings indicate the classifications used by the NCSP.

X = The data for this case type are known to be included in the total but were not available by category.

-- = Not applicable.

^jExplanation of data included in the category:

Habeas corpus filed includes 12 original habeas corpus cases and 92 cases from habeas corpus dockets. Habeas corpus disposed includes 13 original habeas corpus cases and 92 from the habeas corpus docket.

Rule 37 motions are prosecutors' motions for extension of time in District Court. Rule 34 motions and Rule 44 motions are motions for extension of time in Childrens Court. Rule 41 of the Rules of Criminal Procedure for Magistrates Court is a motion for extension of time.

^mCategories for disposition type or trial data:

The disposition of appeals types are the results of opinions.

Of the 180 written opinions, 7 opinions disposed of 17 cases. Four opinions withdrew a prior opinion, and one opinion withdrew a mandate.

(continued on next page)

^aInformation on time interval or age of pending data:

No table was prepared on notice of appeal to docketing since counsel only has 30 days to file a skeleton transcript after filing of the notice of appeal.

Source: Judicial Department of the State of New Mexico, Annual Report, 1978 (Santa Fe, New Mexico: 1979). Statistics are from the annual report except that totals have been computed where necessary.

NEW MEXICO COURT OF APPEALS
Intermediate appellate court
5 judges
January 1, 1978 to December 31, 1978

	Beginning pending	Filed	Disposed	End pending
Cases:				
Appeals:				
Civil	X	210	X	X
Criminal and juvenile	X	299	X	X
Appeal of administrative agency case	X	24	X	X
Other appeals:				
Reinstated cases	X	6	X	X
Total appeals	218	539	463	294
Other cases:				
Original proceedings				
Requests to appeal				
Total other cases				
Total cases^k	218	539	463	294
Other proceedings:				
Rehearing requests	0	65	63	0
Other matters:				
Motions	0	703	703	0
Total other proceedings	0	768	768	0

Disposition of appeals

Manner of disposition			Civil and administrative		Criminal and juvenile	Total	Interlocutory appeals
			administrative	workmen's compensation	and juvenile		
Formal opinion	155	Affirmed	60		182	242	--
Memorandum decision	195	Reversed	37		49	86	--
Transfer	19	Dismissed	1		9	10	--
By order	89	Affirmed in part, reversed in part ..	4		8	12	--
Certification to Supreme Court ...	5	Quashed	0		0	0	--
		Granted	--		--	--	8
		Denied	--		--	--	23
		Transferred to Supreme Court	0		0	0	1

Time interval (average days)ⁿ

	Civil				Administrative agency			Criminal and juvenile			Grand total
	Total	Interlocutory appeals	Other	Total	Administrative appeals	Workmen's compensation	Total	Summary calendar	Other calendar	Total	
Number of cases	45	10	12	67	5	29	34	69	158	227	328
Notice of appeal in district court to decision:											
Notice of appeal in district court to answer brief filed:											
Notice of appeal in district court or transcript filed	97	24	95	85	43	97	89	--	--	--	--
Transcript filed to brief in chief filed	36	24	26	32	34	32	32	--	--	--	--
Brief in chief filed to answer brief filed	39	10	36	34	50	29	32	--	24	--	--
Total	172	58	157	152	127	158	153	--	119	--	--
Answer brief filed to decision	195	72	164	171	208	99	115	--	58	--	--
Total	365	130	321	322	335	256	268	45	177	137	188
Decision to mandate	38	29	50	38	44	49	48	32	37	36 ⁿ	38 ⁿ

Boldface headings indicate the classifications used by the NCSP.

Blank space = Not enough information is known. The case category may or may not be handled by the court.

X = The data for this case type are known to be included in the total but were not available by category.

ⁿInformation on age of pending or time interval data:

Cases included in the time interval chart do not include dismissed, denied, docket and affirm, transferred to/from the Supreme Court, or those cases determined to be atypical as a result of severe problems or delays (e.g. reinstated cases). There were 122 cases decided that were not included in the time interval data.

Decision to mandate for "other calendar" criminal and juvenile cases was based on 157 rather than 158 cases. Total criminal, juvenile, and grand total figures were adjusted to take this into account.

Time interval figures given in the annual report figures were rounded to the nearest whole number for inclusion in this table.

Source: Judicial Department of the State of New Mexico, Annual Report, 1978 (Santa Fe, New Mexico: 1978). Statistics are from the annual report except that totals have been computed where necessary, and revisions have been made during verification by the office of the state court administrator.

NEW MEXICO DISTRICT COURT
Court of general jurisdiction
13 districts, 39 judges
January 1, 1978 to December 31, 1978

	Beginning pending	Filed	Disposed	End pending
Civil^d:				
Domestic relations	5,984	17,558	16,851	6,691
Other civil	<u>15,563</u>	<u>23,010</u>	<u>20,104</u>	<u>18,469</u>
Total civil	21,547 ^f	40,568	36,955	25,160
Criminal^d:				
Felony/misdemeanor:				
Criminal	<u>2,345^f</u>	<u>4,949</u>	<u>4,697</u>	<u>2,597</u>
Total criminal	2,345 ^f	4,949	4,697	2,597
Juvenile:				
Total juvenile	2,514	3,811	4,693	1,632
Grand total	26,406 ^f	49,328	46,345	29,389
<u>Jury trial^d</u>				
Criminal 450				

Boldface headings indicate the classifications used by the NCSP.
N/A = This case type is handled by the court, but the data are unavailable.

^dCase definition or unit of count:

- A civil case is counted with the filing of a petition or complaint.
- The criminal case unit of count is the number of defendants on the information, indictment, or complaint.
- A jury trial is counted when the jury is impaneled.

^fBeginning pending figure for the 1978 court year does not equal the end pending figure for the 1977 court year:
Pending figures reflect adjustments made following an inventory conducted during 1978.

Source: Judicial department of the State of New Mexico, Annual Report, 1978 (Santa Fe, New Mexico: 1979). Statistics are from the annual report except that totals have been computed where necessary.

NEW MEXICO MAGISTRATE COURT¹
Court of limited jurisdiction
 71 courts, 71 judges
 January 1, 1978 to December 31, 1978

	Beginning pending	Filed	Disposed	End pending
Civil^d:				
Law:				
Civil	N/A	14,276	N/A	N/A
Total civil	N/A	14,276	N/A	N/A
Criminal^d:				
Misdemeanor:				
Non-traffic	N/A	16,941	N/A	N/A
Preliminary hearing:				
Felony	N/A	9,288	N/A	N/A
Total criminal	N/A	26,229	N/A	N/A
Traffic:				
Total traffic	N/A	86,680	N/A	N/A
Grand total	N/A	127,185	N/A	N/A

Jury trial^d

Civil 21
 Criminal and traffic 377
 Total 398

Criminal dispositions

Preliminary hearings held 2,011

Boldface headings indicate the classifications used by the NCSP.
 N/A = This case type is handled by the court, but the data are unavailable.

^dCase definition or unit of count:
 A civil case is counted with the filing of a petition or complaint.
 The criminal case unit of count is the number of indictments or complaints.
 A jury trial is counted when the jury is impaneled.

Source: Judicial Department of the State of New Mexico, Annual Report, 1978 (Santa Fe, New Mexico: 1979). Statistics are from the annual report except that totals have been computed where necessary.

NEW MEXICO PROBATE COURT
Court of limited jurisdiction
 32 courts, 32 judges
 January 1, 1978 to December 31, 1978

There were no data available for cases handled in the Probate Court for 1978.

NEW MEXICO MUNICIPAL COURT
Court of limited jurisdiction
 83 courts, 84 judges
 January 1, 1978 to December 31, 1978

There were no data available for cases handled in the Municipal Court for 1978.

SMALL CLAIMS COURT OF ALBUQUERQUE, NEW MEXICO
Court of limited jurisdiction
 1 court, 1 judge
 January 1, 1978 to December 31, 1978

There were no data available for cases handled in the Small Claims Court for 1978.

NEW YORK COURT OF APPEALS
Court of last resort
7 judges
January 1, 1978 to December 31, 1978

	Beginning pending	Filed	Disposed	End pending
Cases:				
Appeals:				
Civil	N/A	X (66) ^e	464	N/A
Criminal	N/A	X (111) ^e	130	N/A
Total appeals	N/A	531 (177) ^e	594	N/A
Other cases:				
Original proceedings				
Requests to appeal:				
Civil	N/A	N/A	584 (66) ^e	N/A
Criminal:				
Application for leave to appeal	N/A	1,692	1,452 (111) ^e	N/A
Other motions	N/A	N/A	668	N/A
Total	N/A	1,692 ⁱ	2,704 (177) ^e	N/A
Total other cases	N/A	1,692 ⁱ	2,704 (177) ^e	N/A
Total cases	N/A	2,223 ⁱ (177) ^e	3,298 (177) ^e	N/A

Manner of disposition^m

Written opinion	175
Per curiam	28
Memorandum	217

Disposition of appeals

	Civil	Criminal	Total
Affirmance.....	310	81	391
Reversal	114	46	160
Modification	37	2	39
Dismissal	3	1	4
Other	0	0	0

Boldface headings indicate the classifications used by the NCSP.

Blank space = Not enough information is known. The case category may or may not be handled by the court.

N/A = This case type is handled by the court, but the data are unavailable.

X = The data for this case type are known to be included in the total but were not available by category.

^eCases not included in the total to avoid double counting:

One-hundred-eleven applications for leave to appeal criminal convictions and sixty-six civil applications were granted by the court. These applications when granted are not counted as a disposition until the resulting appeal is disposed. No filing is counted for the appeal. These granted applications are the numbers appearing in parentheses.

ⁱData are not complete:

Total requests to appeal, total other cases, and total cases filed do not include civil requests to appeal or other motions.

^jExplanation of data included in the category:

Motions include motions to appeal in civil cases and an unknown number of procedural motions.

^mInformation on disposition type or trial data:

In addition to the 420 majority opinions, 18 concurring opinions and 76 dissenting opinions were filed.

Source: Chief Administrator of the Courts, First Annual Report 1979 (New York, New York: 1979). Statistics are from the annual report except that totals have been computed where necessary.

NEW YORK APPELLATE DIVISIONS OF THE SUPREME COURT
Intermediate appellate court
4 divisions, 24 judges^c
January 1, 1978 to December 31, 1978

	Beginning pending	Filed	Disposed	End pending
Cases:				
Appeals:				
Total appeals	N/A	8,384 ^j	9,100 ^j	N/A
Other cases:				
Original proceedings:				
Original jurisdiction	N/A	(j)	(j)	N/A
Disciplinary matters:				
Attorney disciplinary proceedings	N/A	(j)	113 ^j	N/A
Total	N/A	(j)	113 ^j	N/A
Requests to appeal				
Total other cases.....	N/A	(j)	113 ^j	N/A
<hr/>				
Total cases	N/A	8,384 ⁱ	9,213	N/A
<hr/>				
Other proceedings:				
Other matters:				
Motions decided	--	--	16,363	--
Total other proceedings	--	--	16,363	--

Manner of disposition

Full opinion 565
Per curiam 50
Memorandum 4,315

Disposition of appeals

Affirmances 5,440
Reversal not including new trials 1,201
Modifications 817
Dismissals 359
New trials 224
Other 428

Boldface headings indicate the classifications used by the NCSP.

Blank space = Not enough information is known. The case category may or may not be handled by the court.

N/A = This case type is handled by the court, but the data are unavailable.

-- = Not applicable.

^cJudge information:

In addition to the 24 permanently assigned judges, 11 justices and 9 certified retired justices were temporarily assigned to this court during 1978.

ⁱData are not complete:

Total cases filed do not include all original proceedings.

^jExplanation of data included in the category:

An unknown number of original proceedings are included in total filings and dispositions of appeals.

Source: Chief Administrator of the Courts, First Annual Report 1979 (New York, New York: 1979). Statistics are from the annual report except that totals have been computed where necessary.

NEW YORK APPELLATE TERMS OF THE SUPREME COURT
Intermediate appellate court
3 terms, 9 supreme court justices serve^c
January 1, 1978 to December 31, 1978

	Beginning pending	Filed	Disposed	End pending
Cases:				
Appeals:				
Total appeals	N/A	2,215	1,821	N/A
Other cases:				
Original proceedings	---	---	---	---
Requests to appeal	---	---	---	---
Total other cases	---	---	---	---
Total cases	N/A	2,215	1,821	N/A
Other proceedings:				
Other matters:				
Motions heard or submitted	--	--	3,565	--
Total other proceedings	--	--	3,565	--

Manner of disposition

Opinions filed 0
Per curiam 1,194
Memoranda written, not filed 155

Disposition of appeals

Application rejected:
Discontinued 39
Dismissed on calendar call (civil) 343
Dismissed on calendar call (criminal) 51
Remitted 2
Total rejected 435
Decisions rendered:
Affirmed 537
Reversed 645
Modified 158
Dismissed, discontinued, withdrawn, remanded .. 46
Total decisions rendered 1,386

Note: Appellate Terms of the Supreme Court hear civil and criminal appeals from the first and second departments. County Courts sitting as appellate courts for the third and fourth departments hear some equivalent criminal appeals; however, data regarding the volume of such cases are not available. For certain criminal cases New York has three intermediate appellate courts when County Courts sitting as appellate courts are counted.

Boldface headings indicate the classifications used by the NCSP.

Blank space = Not enough information is known. The case category may or may not be handled by the court.

N/A = This case type is handled by the court, but the data are unavailable.

-- = Not applicable.

^cJudge information:

During 1978, there were three appellate terms sitting with three judges in each term; hence the total of nine judges for 1978.

Source: Chief Administrator of the Courts, First Annual Report 1979 (New York, New York: 1979). Statistics are from the annual report except that totals have been computed where necessary.

NEW YORK SUPREME COURT AND COUNTY COURT
Court of general jurisdiction
11 districts, 259^c justices; 57 counties, 102^c judges
January 1, 1978 to December 31, 1978^j

	Beginning pending	Filed ^j	Disposed	End pending
Civil^d:				
Tort:				
Auto tort:				
Motor vehicle	X	20,514	22,537	X
Professional tort:				
Medical malpractice	X	1,679	1,434	X
Other tort	X	13,491	12,490	X
Total	X	35,684	36,461	X
Real property rights:				
Condemnation	X	130	239	X
Domestic relations:				
Marriage dissolution:				
Contested matrimonial	3,631 ^{fh}	9,573	9,381	3,823
Appeal:				
Appeal of administrative agency case:				
Tax certiorari	X	6,425	5,230	X
Other civil:				
All others	X	12,859	12,596	X
Total civil	65,472^{fh}	64,671	63,907	66,236
Criminal^d:				
Felony/misdemeanor:				
Indictments--New York City	9,825 ^{fj}	15,883	17,100	8,608
Indictments--outside New York City	N/A	15,623	16,287	N/A
Total	9,825 ^{fi}	31,506	33,387	8,608
Total criminal	9,825^{fi}	31,506	33,387	8,608ⁱ
Grand total	75,297^{fi}	96,177	97,294	74,844ⁱ

	Trial ^d			Criminal (felony/misdemeanor) dispositions		
	Jury	Non-jury	Total	New York City	Outside New York City	Total
Criminal:						
New York City	X	X	1,941 ^m			
Outside New York City ...	X	X	1,110 ^m			
Total	X	X	3,051			
				Pleas of guilty:		
				Felony	10,176	X
				Misdemeanor	1,325	X
				Total	11,501	24,192
				Trial conviction	1,356	865
				Acquittal	658	303
				Dismissed	3,585	2,428
				Disagreements	120 ^m	34 ^m
				Mistrials	209 ^m	73 ^m
				Youths adjudicated as youthful offenders	1,289 ^m	3,038 ^m

Age of pending cases (average months)

	New York City	Outside New York City	Total
Projected average age:			
Civil:			
Supreme Court	13	15	14
County Court	--	9	9

Boldface headings indicate the classifications used by the NCSP.

N/A = This case type is handled by the court, but the data are unavailable.

X = The data for this case type are known to be included in the total but were not available by category.

-- = Not applicable.

^cJudge information:

In addition to the 259 judges regularly assigned to the Supreme Court, 40 certified retired judges also served on this court during 1978. Of the 102 county court judges, 9 also serve as surrogates, 8 also serve as Family Court judges, and 27 also serve as both surrogates and Family Court judges.

^dCase definition or unit of count:

A civil case is counted with the filing of a petition or complaint.

The criminal case unit of count is the number of defendants on the indictment, except in the trial data.

A trial is counted if tried to verdict or decision, which includes mistrials.

^fBeginning pending figure for the 1978 court year does not equal the end pending figure for the 1977 court year:

Figures are as given in the annual report.

ⁱData are not complete:

Total criminal pending and grand total pending figures do not include felony/misdemeanor indictments outside New York City.

^jExplanation of data included in the category:

Filed includes new actions, restorations, and transfers into these courts from other courts, plus or minus transfers within the courts.

Pending data for New York City criminal cases include only felony cases.

^mInformation on disposition type or trial data:

There were 2,222 defendants tried in the 1,941 criminal trials, and approximately 1,241 defendants in the 1,110 trials. The dispositions of disagreements, mistrials and youths adjudicated as youthful offenders are not counted in the disposed data of the profile's top portion.

Source: Chief Administrator of the Courts, First Annual Report 1979 (New York, New York: 1979). Statistics are from the annual report except that totals have been computed where necessary.

CIVIL COURT OF THE CITY OF NEW YORK
Court of limited jurisdiction
1 court, 120 judges
January 1, 1978 to December 31, 1978

	Beginning pending	Filed	Disposed	End pending
Civil^d:				
Tort	X	39,247	X	X
Contract:				
Commercial	X	19,938	X	X
Real property rights:				
Housing part actions	536	2,349	1,938	947
Housing part (summary proceeding)	X	68,597	70,800	X
Total	X	70,946	72,738	X
Other civil:				
Nonhousing part actions (summary proceeding)	X	5,651	4,807	X
Total civil	24,053 ^f	135,782	134,147	24,954 ^g
Grand total ^k	24,053 ^f	135,782	134,147	24,954 ^g

Civil:	Trial ^d			Civil dispositions		
	Jury	Non-jury	Total	Real property Tort and rights and contract other civil Total		
Tort and contract	584	1,593	2,177	Settled, discontinued, or dismissed before trial		
Real property rights and other civil	17	7,010	7,027	38,558	47,660	86,218
Total	601	8,603	9,204	824	2,666	3,490
				83	241	324
				7,757	265	8,022
				5,868	465	6,333
				--	16,648	16,648
				--	2,548	2,548
				21	2	23
				--	0	0
				100	0	100
				1,214	--	1,214

Boldface headings indicate the classifications used by the NCSP.

X = The data for this case type are known to be included in the total but were not available by category.

-- = Not applicable.

^dCase definition or unit of count:

A civil case is counted with the filing of a petition or complaint.

A trial is counted if tried to verdict or decision.

^fBeginning pending figure for the 1978 court year does not equal the end pending figure for the 1977 court year:

Data are as given in the annual report.

^gChange in pending does not equal the difference between filings and dispositions:

This is a result of adjustments made by the court.

^kAdditional information:

This court also disposed of 51,946 motions and issued 170,437 orders during the time period.

^mTime interval or age of pending data:

Time interval data are only for tort, contract, and housing part actions.

Source: Chief Administrator of the Courts, First Annual Report 1979 (New York, New York: 1979). Statistics are from the annual report except that totals have been computed where necessary.

CRIMINAL COURT OF THE CITY OF NEW YORK
 Court of limited jurisdiction
 1 court, 98 judges
 January 1, 1978 to December 31, 1978

	Beginning pending	Filed	Disposed	End pending
Criminal^d:				
Misdemeanor	X	100,600 ^{1k}	X	X
Preliminary hearing:				
Felony	X	83,700 ^{1k}	X	X
Ordinance violation:				
Violations	X	30,200 ^{1k}	X	X
Non-traffic summons ^j	N/A	441,257	N/A	N/A
Total	N/A	471,457	N/A	N/A
Other criminal	X	9,500 ^{1k}	X	X
Total criminal	8,682^{fhi}	665,366	218,623ⁱ	14,168ⁱ
Traffic:				
Other traffic violation:				
Traffic summons	N/A	99,283	N/A	N/A
Total traffic	N/A	99,283	N/A	N/A
Grand total	8,682^{fhi}	764,649^k	218,623^{1k}	14,168ⁱ

Trial ^d	Criminal dispositions ^m
Criminal ⁿ 893	Pleas of guilty 101,628
	Trial conviction ^d 307
	Acquittal ^d 662
	Referrals to grand jury 16,367
	Dismissals 88,217
	Other 11,442

Boldface headings indicate the classifications used by the NCSP.

N/A = This case type is handled by the court, but the data are unavailable.

X = The data for this case type are known to be included in the total but were not available by category.

^dCase definition or unit of count:

The criminal case unit of count for caseflow is the number of defendants on the indictment or complaint. Trial data are based on the number of trials, conducted, any one of which may include more than one defendant.

A trial is counted if tried to verdict or decision.

^fBeginning pending figure for the 1978 court year does not equal the end pending figure for the 1977 court year:

Figures are as given in the annual report.

^hFigure was computed:

Beginning pending figure was computed from filed, disposed, and end pending figures.

ⁱData are not complete:

Not included in the criminal casetype breakdown are 109 cases that could not be identified by type.

Total criminal pending and disposition figures do not include non-traffic summons cases.

Grand total pending and disposed figures do not include criminal non-traffic summons cases or traffic cases.

^jExplanation of data included in the category:

Non-traffic summons includes all "nonarrest cases and arrest cases of peddling" where a desk appearance ticket was issued.

^kAdditional information:

Criminal breakdowns for case categories given in the annual report are estimates of the volume of cases filed during the court year. The total number of cases filed is based on the actual count of cases. There was difference of 109 cases between the estimates for each case type and the actual total volume which could not be identified by case type.

There were also 77,762 warrants filed and 61,929 warrants executed by the court during the year.

^mInformation on type of disposition or trial data:

Data for criminal trial and disposition charts include only misdemeanor and ordinance violation cases.

Source: Chief Administrator of the Courts, First Annual Report 1979 (New York, New York: 1979). Statistics are from the annual report except that totals have been computed where necessary.

NEW YORK FAMILY COURT¹
Court of limited jurisdiction
58 courts; 106 judges and 35 county judges serve
January 1, 1978 to December 31, 1978

	Beginning pending	Filed	Disposed	End pending ⁸
Civil^d:				
Domestic relations:				
Support/custody:				
Custody of minors	1,261 ^{fhi}	11,443 ⁱ	10,735 ⁱ	1,969 ⁱ
Support (non-ADC and ADC)	11,134 ^{fhi}	43,664 ⁱ	50,578 ⁱ	6,220 ⁱ
Uniform support of dependent's law	2,871 ^{fhi}	26,856 ⁱ	27,084 ⁱ	2,643 ⁱ
Total	15,266 ^{fhi}	81,963 ⁱ	88,397 ⁱ	10,832 ⁱ
Adoption				
	1,166 ^{fhi}	3,749 ⁱ	3,946 ⁱ	969 ⁱ
Other domestic relations:				
Supreme Court referral	145 ^{fhi}	1,679 ⁱ	1,507 ⁱ	317 ⁱ
Foster care review	1,653 ^{fhi}	4,398 ⁱ	5,496 ⁱ	1,555 ⁱ
Approval of foster care placement	1,277 ^{fhi}	7,194 ⁱ	7,486 ⁱ	1,985 ⁱ
Physically handicapped	1,187 ^{fhi}	7,458 ⁱ	7,966 ⁱ	679 ⁱ
Family offense	2,097 ^{fhi}	19,874 ⁱ	20,116 ⁱ	1,855 ⁱ
Paternity (non-ADC and ADC)	6,931 ^{fhi}	38,150 ⁱ	37,327 ⁱ	7,754 ⁱ
Other proceedings	0 ^{fhi}	1,971 ⁱ	1,151 ⁱ	194 ⁱ
Supplementary	427 ^{fhi}	106,435 ⁱ	95,255 ⁱ	11,607 ⁱ
Total	1,717 ^{fhi}	187,159 ⁱ	176,304 ⁱ	23,946 ⁱ
Total	30,149 ^{fhi}	272,871 ⁱ	268,647 ⁱ	35,747 ⁱ
Estate:				
Guardianship/conservatorship/trusteeship:				
Guardianship	459 ^{fhi}	786 ⁱ	920 ⁱ	325 ⁱ
Mental health:				
Mental defective	3 ^{fhi}	6 ⁱ	9 ⁱ	0 ⁱ
Total civil	30,611 ^{fhi}	273,663 ⁱ	269,576 ⁱ	36,072 ⁱ
Juvenile:				
Criminal-type offense:				
Juvenile delinquency	11,673 ^{fhi}	26,798 ⁱ	31,629 ⁱ	6,842 ⁱ
Status offense:				
Person in need of supervision	5,121 ^{fhi}	12,768 ⁱ	15,391 ⁱ	2,498 ⁱ
Non-offense:				
Permanent neglect	1,273 ^{fhi}	1,182 ⁱ	1,898 ⁱ	557 ⁱ
Child protective--neglect	5,979 ^{fhi}	6,378 ⁱ	9,465 ⁱ	2,892 ⁱ
Child protective--abuse	0 ^{fhi}	1,410 ⁱ	681 ⁱ	499 ⁱ
Total	7,252 ^{fhi}	8,970 ⁱ	12,044 ⁱ	3,948 ⁱ
Other juvenile:				
Consent to marry	441 ^{fhi}	282 ⁱ	714 ⁱ	9 ⁱ
Total juvenile	24,487 ^{fhi}	48,818 ⁱ	59,778 ⁱ	13,297 ⁱ
Grand total	55,098 ^{fhi}	322,481 ⁱ	329,354 ⁱ	49,369 ⁱ

Civil dispositions¹

	Withdrawn or dismissed
Domestic relations:	
Support/custody	32,059
Adoption	95
Other domestic relations	33,185
Total	65,339
Estate:	
Guardianship/conservatorship/trusteeship ..	166
Mental health	4
Total	65,509

Time interval (days)^{1k}

	0-7 days	8-14 days	15-21 days	22-30 days	31-90 days	91-180 days	181-365 days	366-730 days	Over 730 days
Juvenile child protective proceedings involving child abuse:									
Filing of petition to initial fact-finding hearing:									
Boys	101	26	18	8	112	95	56	17	0
Girls	135	27	31	23	160	97	54	18	0
Initial fact-finding hearing to dispositional hearing:									
Boys	101	4	4	12	111	98	73	23	7
Girls	131	10	3	19	154	91	108	26	3

NEW YORK SURROGATES' COURT
 Court of limited jurisdiction
 62 courts; 35 surrogates and 36 county judges serve
 January 1, 1978 to December 31, 1978

	Beginning pending	Filed	Disposed	End pending
Civil^d:				
Domestic relations:				
Adoption	N/A	N/A	3,275 ^k	N/A
Estate:				
Probate/wills/intestate:				
Probate of wills	N/A	41,291	39,159	N/A
Administration proceedings	N/A	N/A	26,211	N/A
Accounting proceedings	N/A	11,223	6,980	N/A
Total	N/A	52,514 ^d	72,350	N/A
Guardianship/conservatorship/trusteeship:				
Guardianship proceedings	N/A	N/A	5,839 ^k	N/A
Other estate:				
Other proceedings	N/A	N/A	2,937	N/A
Total	N/A	52,514 ^d	81,126	N/A
Total civil	N/A	52,514 ^d	84,401	N/A
Grand total	N/A	52,514 ^d	84,401	N/A

Trial^d

Civil:	
Probate/wills/intestate:	
Probate of wills	44
Guardianship/conservatorship/trusteeship	55
Other estate	1,608
Total	1,707

Boldface headings indicate the classifications used by the NCSP.
 N/A = This case type is handled by the court, but the data are unavailable.

^dCase definition or unit of count:
 A civil case is counted with the filing of a petition or complaint.
 A trial is counted as tried to verdict or decision.

ⁱData are not complete:
 Probate/wills/intestate, estate, and total civil filed and grand total filed include only probate of wills and accounting proceedings.
 Dispositions contain data for all categories.

^kAdditional information:
 The adoption disposed figure includes 82 petitions which were denied, dismissed, or withdrawn. In the remaining 3,193 cases, orders of adoption were granted.
 The guardianship disposed figure includes 19 letters of guardianship which were denied. The remaining 5,820 letters of guardianship were granted.

Source: Chief Administrator of the Courts, First Annual Report 1979 (New York, New York: 1979). Statistics are from the annual report except that totals have been computed where necessary.

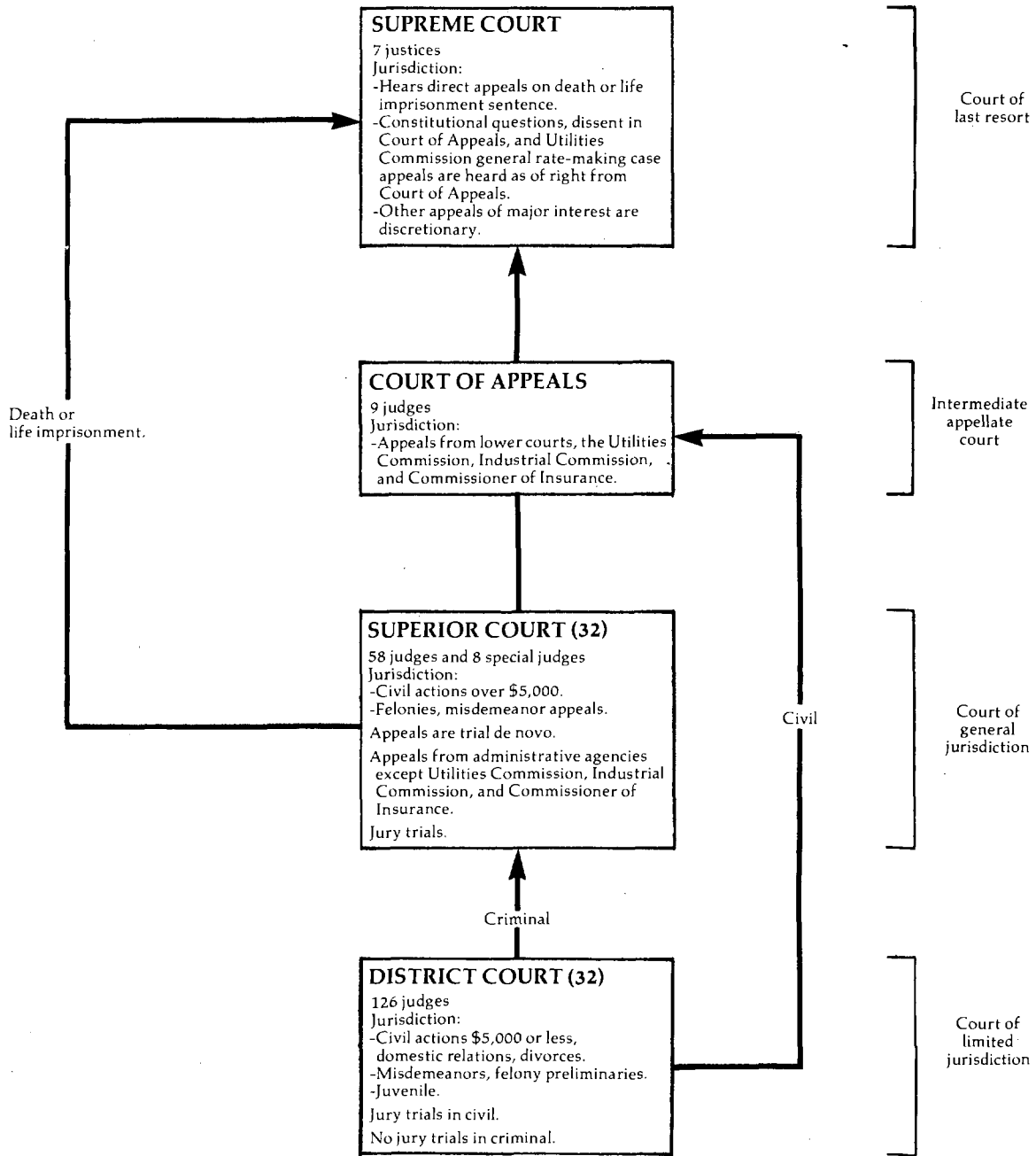
NEW YORK COURT OF CLAIMS
 Court of limited jurisdiction
 1 court, 17 regular judges and 31 special judges
 January 1, 1978 to December 31, 1978

There were no data available for cases handled in the Court of Claims for 1978.

NEW YORK TOWN AND VILLAGE JUSTICE COURT
 Court of limited jurisdiction
 2,231 courts, 2,230 justices of the peace
 January 1, 1978 to December 31, 1978

There were no data available for cases handled in the Town Court or Village Court during 1978.

NORTH CAROLINA COURT SYSTEM, 1978



↑ Indicates route of appeal.

NORTH CAROLINA SUPREME COURT
Court of last resort
7 justices
February 3, 1978 to February 5, 1979

	Beginning pending	Filed	Disposed	End pending
Cases:				
Appeals:				
Civil:				
Dissent in Court of Appeals	X	21	X	X
Substantial constitutional question	X	5	X	X
Petition for discretionary review of decision of Court of Appeals, allowed	X	(34) ^e	X	X
Petition for discretionary review prior: to determination by Court of Appeals, allowed	X	(7) ^e	X	X
Petition for writ of certiorari, allowed	X	(1) ^e	X	X
Other statutory appeals of right	X	3	X	X
Total	X	29 (42) ^e	X	X
Criminal:				
Life sentence	X	66	X	X
Death sentence	X	3	X	X
Dissent in Court of Appeals	X	6	X	X
Substantial constitutional question	X	11	X	X
Petition for discretionary review of decision of Court of Appeals, allowed	X	(14) ^e	X	X
Petition for discretionary review prior to determination by Court of Appeals, allowed	X	(1) ^e	X	X
Petition for writ of certiorari, allowed	X	(2) ^e	X	X
Other statutory appeals of right	X	1	X	X
Total	X	87 (17) ^e	X	X
Total appeals	X	116 (59) ^e	X	X
Other cases:				
Original proceedings:				
Habeas corpus allowed	X	(1)	X	X
Supersedeas allowed	X	(0)	X	X
Mandamus (civil) allowed	X	(0)	X	X
Mandamus (criminal) allowed	X	(0)	X	X
Total	X	(1)	X	X
Disciplinary:				
Board of law examiners	X	0	X	X
Judicial standards commission	X	3	X	X
Total	X	3	X	X
Advisory opinion:				
On mandate from U.S. Supreme Court	X	(0) ^e	X	X
Total	X	3 (1) ^e	X	X
Requests to appeal:				
Civil:				
Discretionary review to review Court of Appeals	N/A	X	148 (34) ^e	N/A
Discretionary review prior to decision by Court of Appeals	N/A	X	5 (8) ^e	N/A
Petition for writ of certiorari	N/A	X	8 (6) ^e	N/A
Mandamus (civil)	N/A	X	1 (0) ^e	N/A
Total	N/A	X	162 (48) ^e	N/A
Criminal:				
Discretionary review to review Court of Appeals	N/A	X	126 (14) ^e	N/A
Discretionary review prior to decision by Court of Appeals	N/A	X	1 (0) ^e	N/A
Petition for writ of certiorari	N/A	X	251 (2) ^e	N/A
Mandamus (criminal)	N/A	X	1 (0) ^e	N/A
Total	N/A	X	153 (16) ^e	N/A
Other:				
On mandate from U.S. Supreme Court	N/A	0	(0) ^e	N/A
Habeas corpus	N/A	X	5 (1) ^e	N/A
Supersedeas	N/A	X	15 (0) ^e	N/A
Total	N/A	X	20 (1) ^e	N/A
Total	N/A	422	335 (65) ^e	N/A
Total other cases	N/A	425 (1) ^e	X (65) ^e	N/A
Total cases	31 ^{f1}	541 (60) ^e	487 (65) ^e	508 ¹
Other proceedings:				
Rehearing requests:				
Applications for further review	N/A	N/A	24	N/A
Other matters:				
Other motions and petitions acted on--petitions docket	N/A	N/A	158	N/A
Other motions and petitions acted on--appeals docket	N/A	N/A	166	N/A
Total other proceedings	N/A	N/A	348	N/A

Manner of disposition

	<u>Civil</u>	<u>Criminal</u>	<u>Total</u>
Opinions rendered	55	79	134
Cases dismissed or withdrawn	8	10	18

North Carolina Supreme Court (continued)

Boldface headings indicate the classifications used by the NCSP.

N/A = This case type is handled by the court, but the data are unavailable.

X = The data for this case type are known to be included in the total but were not available by category.

^eCases not included in the total to avoid double counting:

Petitions for discretionary review granted are not counted as disposed until the appeal is disposed; a filing is not counted for the appeal. These granted petitions are the numbers appearing in parentheses. The number of granted petitions appearing in the filed column will usually differ from the number appearing in the disposed column because petitions allowed during one term may not be docketed as appeals until the following term.

^fBeginning pending figure for the 1978 court year does not equal the end pending figure for the 1977 court year:

Figures are as given in the unpublished reports.

^gChange in pending does not equal the difference between filings and dispositions:

Pending figures are incomplete. All data are as given in the unpublished reports.

^hData are not complete:

Pending data for total cases do not include requests to appeal.

ⁱSpecial source or revision in the data:

This figure was corrected by the clerk of the court during data verification.

Source: Clerk of the Supreme Court, Supreme Court Caseload Statistics, Spring Term 1978; Fall Term 1978 (Raleigh, North Carolina)(unpublished). Statistics are from the unpublished reports except that totals have been computed where necessary, and corrections were made during data verification.

NORTH CAROLINA COURT OF APPEALS
Intermediate appellate court
9 judges
January 1, 1978 to December 31, 1978

	Beginning pending	Filed	Disposed	End Pending
Cases:				
Appeals:				
Civil and appeal of administrative agency case	N/A	697 ^l	546 ^j	N/A
Criminal	N/A	477 ^l	489	N/A
Unspecified	N/A	(j)	98	N/A
Total appeals	N/A	1,174 ^l	1,133	N/A
Other cases:				
Original proceedings				
Requests to appeal:				
Petitions	N/A	351 ^l	313 ^l	N/A
Total other cases				
Total cases	N/A	1,525	1,446	N/A
Other proceedings:				
Other matters:				
Motions and petitions	0	1,086	1,086	0
Total other proceedings	0	1,086	1,086	0

Manner of disposition

	Appeals			Requests to appeal
	Civil and agency	Criminal	Total	
Written opinion	546	489	1,035	--
Withdrawal, dismissal, or transfer	X	X	95	0
Granted	--	--	--	37
Denied	--	--	--	272
Remanded	0	0	--	4

Boldface headings indicate the classifications used by the NCSP.

Blank space = Not enough information is known. The case category may or may not be handled by the court.

N/A = This case type is handled by the court, but the data are unavailable.

X = The data for this case type are known to be included in the total but were not available by category.

-- = Not applicable.

^jExplanation of data included in the category:

Civil appeals disposed figure includes appeals from the Insurance Commissioner, the Industrial Commission, and the Utilities Commission, as well as **civil appeals**.

There are no case filings that were unspecified. These cases are cases disposed of by dismissal but otherwise unidentifiable.

^lSpecial source or revision in data:

The filing data for **appeals** cases were supplied by the clerk of the court during data verification.

Filing and disposition data for **requests to appeal** were supplied by the administrative office of the courts during data verification.

^mInformation on disposition type or trial data:

The 1,035 opinions disposed of 1,038 cases.

Source: Administrative Office of the Courts, North Carolina Courts, 1978 (Raleigh, North Carolina: 1978). Statistics are from the annual report and unpublished data provided by the clerk of the court except that totals have been computed where necessary, and additions were supplied by the administrative office of the courts and the clerk of the court during data verification.

NORTH CAROLINA SUPERIOR COURT
 Court of general jurisdiction
 32 districts, 58 regular and 8 special judges
 January 1, 1978 to December 31, 1978

	Beginning pending	Filed	Disposed	End pending
Civil^d:				
Law:				
Civil	14,660	11,541	10,910	15,285
Estate ^a	45,706 ^{f1}	32,602	30,841	45,467 ¹
Other civil:				
Special proceedings ^{a1}	20,003 ^{fh}	27,078	27,272	19,815
Total civil.....	80,369 ^f	71,221	69,023	82,567
Criminal^d:				
Felony	10,694	30,576	29,113	12,157
Appeal of trial court case:				
Misdemeanor trial de novo	7,754	22,702	21,684	8,772
Total criminal	18,448	53,278	50,797	20,929
Grand total	98,817 ^f	124,499	119,820	103,496

<u>Trial^d</u>				<u>Criminal dispositions</u>	
	Jury	Non-jury	Total		Felony
Civil	611	3,954	4,565	By plea	15,707
Criminal:				Dismissal by district attorney	9,801
Felony	2,034	N/A	N/A		
Appeal	1,457	N/A	N/A		
Total	3,491	N/A	N/A		
Grand total ...	4,102	N/A	N/A		

<u>Age of pending cases</u>				<u>Time from filing to disposition</u>				
	Civil	Felony	Appeal	Number of cases disposed in:				
Under 30 days	853	1,821	1,628	Under 30 days	627	5,130	4,579	10,336
30 to 60 days	(n)	1,937	1,569	30 to 60 days	(n)	7,056	5,054	(n)
61 to 90 days	(n)	1,501	962	61 to 90 days	(n)	4,948	3,469	(n)
91 to 180 days	1,738	3,438	2,531	91 to 180 days	1,513	12,004	8,523	22,040
181 days to 1 year	2,147	2,589	1,897	181 days to 1 year	1,263	6,431	4,779	12,473
1+ to 2 years	3,489	2,235	1,463	2+ to 2 years	2,114	3,598	2,419	8,131
Over 2 years	3,751	1,509	951	Over 2 years	2,805	1,404	1,082	5,291
Average age (days)	3,307	565	302	Average time (days)	2,594	546	302	3,442
	494.4	208.8	182.4		516.2	128.3	120.9	N/A

Boldface headings indicate the classifications used by the NCSP.
 N/A = This case type is handled by the court, but the data are unavailable.

- ^aCourt jurisdiction:
 Estate and special proceedings cases were disposed by the clerks of the Superior Court.
- ^dCase definition or unit of count:
 A civil case is counted with the filing of a petition or complaint.
 The criminal case unit of count is not consistent statewide. Cases are counted according to what the courts have in fact treated as cases.
 A jury trial is counted when the jury is sworn.
 A non-jury trial is counted at the point when an opening statement or the introduction of any evidence occurs.
- ^fBeginning pending figure for the 1978 court year does not equal the end pending figure for the 1977 court year:
 Figures are as given in the annual report.
- ^hFigure was computed:
 Beginning pending figure was calculated using filed, disposed, and end pending figures.
- ^jExplanation of data included in the category:
 Special proceedings include such matters as petitions in foreclosure, involuntary commitments to mental hospitals, adoptions, condemnations of real property for public purposes, and incompetency of persons to manage their personal financial affairs.
- ¹Special source or revision in the data:
 These figures were corrected by the administrative office of the courts during data verification.
- ⁿInformation time interval or age of pending data:
 Civil data for 30 to 60 days and 61 to 90 days are included in the total figure listed as 30 to 90 days.

Source: Administrative Office of the Courts, North Carolina Courts, 1978 (Raleigh, North Carolina: 1978). Statistics are from the annual report except that totals have been computed where necessary, and revisions were made during data verification by the administrative office of the courts.

NORTH CAROLINA DISTRICT COURT
 Court of limited jurisdiction
 32 districts, 126 judges
 January 1, 1978 to December 31, 1978

	Beginning pending	Filed	Disposed	End pending
Civil^d:				
Law:				
General civil	33,551	43,197	39,796	36,952
Small claims	18,161	171,612	169,275	20,498
Domestic relations	20,646	49,311	45,913	24,044
Total civil	72,358	264,120	254,984	81,494
Criminal^d:				
Other criminal:				
Nonmotor vehicle	48,501	360,401	350,589	58,313
Total criminal	48,501	360,401	350,589	58,313
Traffic:				
Other traffic violation:				
Motor vehicle	88,643	815,857	801,787	102,713
Total traffic	88,643	815,857	801,787	102,713
Juvenile^d:				
Criminal-type offense:				
Capital	N/A	28	X	N/A
Other felony	N/A	3,397	X	N/A
Misdemeanor	N/A	6,794	X	N/A
Probation violation	N/A	1,883	X	N/A
Total	N/A	12,642	12,245	N/A
Status offense:				
Truancy	N/A	994	X	N/A
Other undisciplined	N/A	2,792	X	N/A
Total	N/A	3,789	3,934	N/A
Non-offense:				
Dependent	N/A	2,488	2,954	N/A
Neglected	N/A	2,710	3,448	N/A
Total	N/A	5,198	6,402	N/A
Total juvenile	N/A	21,629	22,581	N/A
Grand total	209,502^{fi}	1,462,007	1,429,941	242,520^d

<u>Trial^d</u>				<u>Criminal dispositions</u>			
Civil:	<u>Jury</u>	<u>Non-jury</u>	<u>By magistrate</u>	<u>Total</u>			
Law	331	12,725	--	13,056	Plea of guilty	130,667	
Small claims	--	--	161,153	161,153	Preliminary hearing	20,340	
Domestic relations ..	59	39,292	--	39,351	Waiver	45,383	
Total	390	52,017	161,153	213,560	Dismissed by district attorney	72,417	
Criminal	--	36,738	--	36,738	<u>Traffic dispositions</u>		
Traffic	--	37,263	--	37,263	Plea of guilty	165,680	
Total	390	126,018	161,153	287,561	Preliminary hearing	1,703	
					Waiver	484,685	
					Dismissed by district attorney	83,250	

Time from filing to disposition

	<u>Civil</u>	<u>Criminal</u>	<u>Traffic</u>	<u>Total</u>
Number of cases disposed in:				
Under 30 days	144,066	228,049 ^l	524,459	896,574
30 to 60 days	(n)	66,466 ^l	165,346	N/A
61 to 90 days	(n)	22,000 ^l	40,580	N/A
30 to 90 days	62,639	88,466 ^l	205,926	357,031
91 to 180 days	18,618	20,277 ^l	48,379	87,274
181 days to 1 year	11,096	7,057 ^l	15,346	33,499
1 to 2 years	8,308	4,991 ^l	5,584	18,883
2 to 4 years	8,761	1,749	2,093	12,603
More than 4 years	1,496	(n)	(n)	N/A
Average time to disposition (days) ...	102.0	43.9	39.1	N/A

Juvenile dispositions

	<u>Retained</u>	<u>Dismissed</u>	<u>Total</u>
Criminal-type offense ..	9,033	3,212	12,245
Status offense	2,523	1,411	3,934
Non-offense:			
Dependent	2,231	723	2,954
Neglected	2,663	785	3,448
Total	4,894	1,508	6,402
Total	16,450	6,131	22,581

Age of pending cases (days)

	<u>Small claims</u>			<u>Domestic relations</u>	<u>Other criminal</u>	<u>Traffic</u>
	<u>Civil pending before</u>	<u>Civil appealed from</u>	<u>Civil magistrate</u>			
	<u>Law</u>	<u>magistrate</u>	<u>magistrate</u>			
Under 30 days	2,925	7,620	162	2,443	16,843	40,452
30 to 60 days	(n)	(n)	(n)	(n)	7,708	16,979
61 to 90 days	(n)	(n)	(n)	(n)	4,526	8,126
30 to 90 days	5,214	4,385	318	4,116	12,234	25,105
91 to 180 days	4,859	2,453	318	3,506	8,247	14,932
181 days to 1 year	6,535	2,576	519	4,466	9,042	11,646
1+ to 2 years	7,904	2,722	454	5,375	8,810	8,764
2+ to 4 years	5,396	722	501	2,980	3,137	1,814
Over 4 years	1,808	20	39	1,158	(n)	(n)
Average time (days)	479.9	172.2	433.8	449.3	221.3	136.8

Boldface headings indicate the classifications used by the NCSP.

N/A = This case type is handled by the court, but the data are unavailable.

X = The data for this case type are known to be included in the total but were not available by category.

-- = Not applicable.

^dCase definition or unit of count:

A civil case is counted with the filing of a petition or complaint.

The criminal case unit of count is not consistent statewide. Cases are counted according to what the courts have in fact treated as cases.

A juvenile filing is an allegation contained in a juvenile petition. Juvenile dispositions are the number of adjudicatory hearings on juvenile petitions.

A jury trial is counted when the jury is sworn.

A non-jury trial is counted at the point when an opening statement or the introduction of any evidence occurs.

^fBeginning pending figures for the 1978 court year do not equal end pending figures for the 1977 court year:

Figures are as given in the annual report.

ⁱData are not complete:

Grand total pending figures do not include juvenile cases. Grand total filed and disposed include all categories.

^lSpecial source revision in the data:

Criminal time from filing to disposition figures were supplied by the administrative office of the courts during data verification.

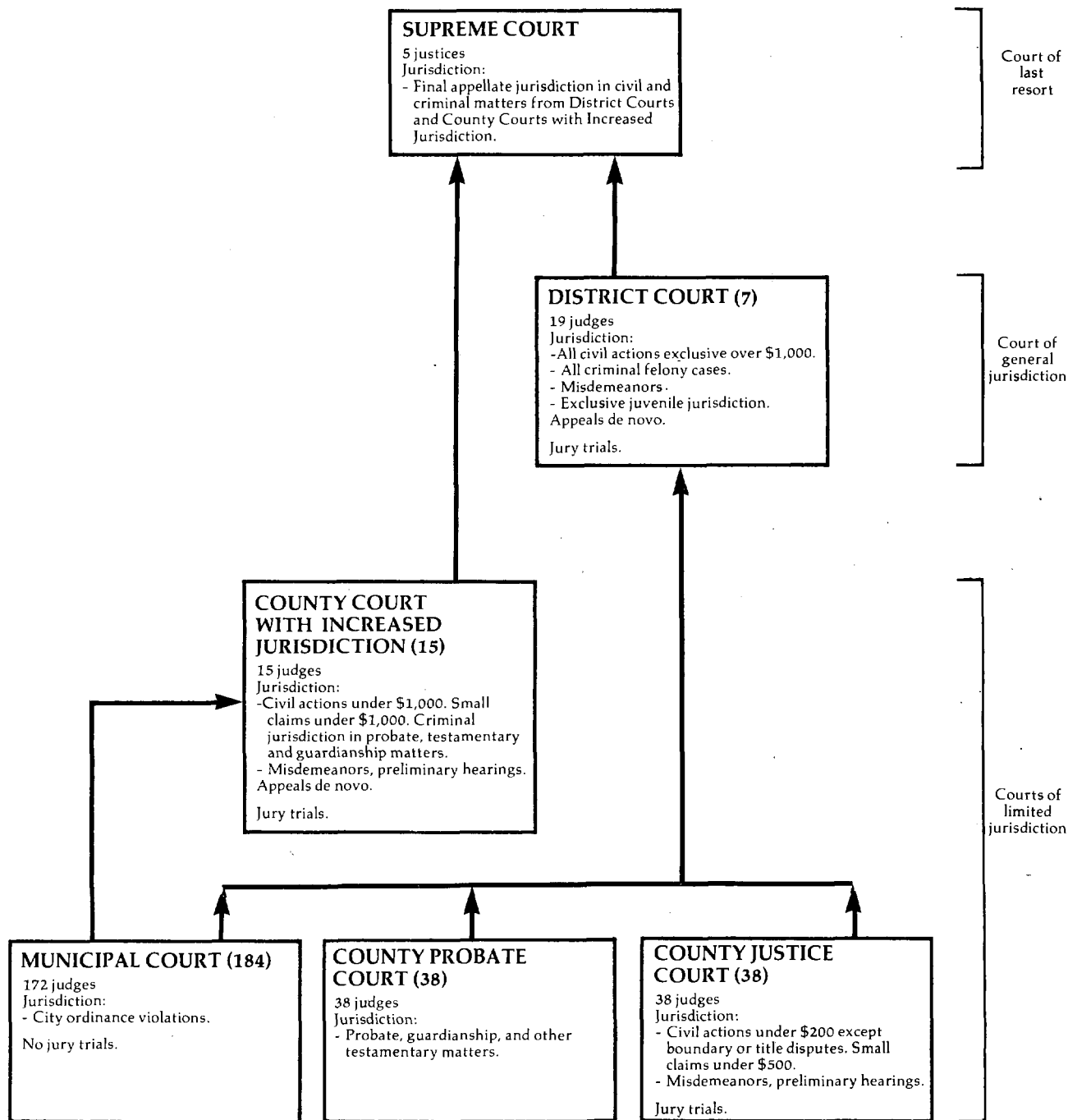
ⁿInformation on time interval or age of pending data:

Data for all civil case categories for the 30 to 60 and 61 to 90 days classes for age of pending and time interval charts are given in the 30 to 90 days classification.

Criminal and **traffic** cases taking more than 4 years between filing and disposition are included in the 2 to 4 years class.

Source: Administrative Office of the Courts, North Carolina Courts, 1978 (Raleigh, North Carolina: 1978). Statistics are from the annual report except that totals have been computed where necessary, and revisions were made by the administrative office of the courts during the process of data verification.

NORTH DAKOTA COURT SYSTEM, 1978



↑ Indicates route of appeal.

NORTH DAKOTA SUPREME COURT
Court of last resort
5 justices
January 1, 1978 to December 31, 1978

	Beginning pending	Filed ^d	Disposed	End pending
Cases:				
Appeals:				
Civil	10 ^l	213 ^h	127 ^h	96 ^l
Criminal	5 ^l	61 ^h	41 ^h	25 ^l
Total appeals	15 ^l	274 ^h	168 ^h	121 ^l
Other cases:				
Original proceedings:				
Original jurisdiction:				
Habeas corpus, mandamus, prohibition	0	N/A	N/A	N/A
Disciplinary matter:				
Disciplinary	0	3	3	0
Judicial Qualifications Commission	0	1	1	0
Total	0	4	4	0
Advisory opinion:				
Certified questions	0	N/A	N/A	N/A
Total	0	4 ⁱ	4 ⁱ	N/A
Requests to appeal:				
Certiorari	0	N/A	N/A	N/A
Writs requesting original jurisdiction	N/A	N/A	7	N/A
Total	N/A	N/A	7 ⁱ	N/A
Total other cases	0 ⁱ	4 ⁱ	11 ⁱ	0 ⁱ
Total cases	15^{il}	278ⁱ	179ⁱ	121^{il}
Other proceedings:				
Rehearing requests	N/A	N/A	38	N/A
Motions	N/A	N/A	385	N/A
Total other proceedings	N/A	N/A	423	N/A

Time interval (average days)

<u>Manner of disposition^m</u>	<u>Time interval (average days)</u>	
	<u>Civil</u>	<u>Criminal</u>
From filing entry of judgment to notice of appeal	41	25
From notice of appeal to decision	206 ^h	211 ^h
From notice of appeal to complete record	44	38
From complete record to appellant's briefs ..	43	46
From appellant's briefs to appellee's briefs.	32	30
From at issue (case ready for calendaring) to hearing	38	43
From hearing to decision	49	54

Boldface headings indicate the classifications used by the NCSP.

^dCase definition or unit of count:

A filing in North Dakota is not reported (for statistical purposes) until the case has been argued before the court; therefore, figures reported are lower than actual court workload.

^hFigure was computed:

Filing figures for appeals were computed by subtracting beginning pending figures from total caseload figures given in the annual report. Disposed figures were calculated from filed and pending figures given in different editions of the annual report.

Time interval from notice of appeal to decision data were calculated by adding the five categories included in the chart.

ⁱData are not complete:

Beginning pending figures for total other cases and total cases do not include writs requesting original jurisdiction.

Filed figure for total **original proceedings** does not include **original jurisdiction** or **advisory opinions**. These same case types are not included in total other cases or total cases filed either, nor are **requests to appeal** cases.

Disposed figure for total **original proceedings** does not include **original jurisdiction** or **advisory opinions**; disposed figure **requests to appeal** does not include certiorari cases. None of these case types are included in total other cases or total cases, either.

Total other cases and total cases pending at the end of the year do not include **original jurisdiction**, **advisory opinions**, or **requests to appeal** cases.

^lSpecial source or revision in data:

Beginning pending figures for appeals were taken from the 1977 annual report where they are given as end pending figures for the 1977 court year.

End pending figures were taken from the 1980 annual report where they are given as beginning pending figures for the 1979 court year.

^mInformation on disposition type or trial data.

Supreme Court opinions in North Dakota are regarded as issued when the opinion is signed and filed with the clerk.

In addition to the 133 majority opinions, there were 21 special concurring and 24 dissenting opinions.

Source: North Dakota Judicial Council, Annual Report, 1977, 1978 (Bismarck, North Dakota). Statistics are from the annual reports except that totals have been computed where necessary.

NORTH DAKOTA DISTRICT COURT
Court of general jurisdiction
7 districts, 19 judges
January 1, 1978 to December 31, 1978

	Beginning pending	Filed	Disposed	End pending
Civil^d:				
Tort:				
Other tort:				
Damages	X	732	739	X
Contract:				
Collection action	X	3,095	2,914	X
Real property rights:				
Real estate matter	X	501	489	X
Domestic relations:				
Marriage dissolution:				
Divorce	X	2,422	2,484	X
Support/custody:				
Support proceedings	X	1,973	1,509	X
Adoption	X	487	475	X
Other domestic relations:				
Termination of parental rights	N/A	62	X	N/A
Total	X	4,944	4,468 ^l	X
Estate:				
Guardianship/conservatorship/trusteeship:				
Trusts	N/A	35	15	N/A
Appeals:				
Appeal of administrative agency case:				
Appeal administrative hearing	X	59	70	X
Appeal of trial court case:				
Appeal other	X	72	45	X
Total	X	131	115	X
Extraordinary writ:				
Special remedy	X	83	101	X
Other civil	X	454 ^k	427 ^k	X
Total civil	4,640 ^{fh1}	9,975	9,268 ^l	5,265 ^{l1}
Criminal^d:				
Felony:				
Felony A	X	24	18	X
Felony B	X	155	119	X
Felony C	X	737	697	X
Total	X	916	834	X
Misdemeanor:				
Misdemeanor A	X	13	15	X
Misdemeanor B	X	9	11	X
Total	X	22	26	X
Appeal	X	56	76	X
Extraordinary writ:				
Special remedy	X	12	16	X
Other criminal	X	51	35	X
Total criminal	X	1,057	987	X
Traffic:				
Other traffic violation:				
Infractions	X	0	0	X
Juvenile traffic offenses	N/A	518	X	N/A
Total	N/A	518	X	N/A
Total traffic	X	518	X	X
Juveniled:				
Criminal-type offense:				
Delinquency	N/A	2,823	X	N/A
Status offense:				
Unruly	N/A	2,487	X	N/A
Non-offense:				
Deprivation	N/A	329	X	N/A
Other juvenile:				
Other special proceedings	N/A	70	X	N/A
Total juvenile	N/A	5,709	X ^k	N/A
Grand total	4,954 ^{fh1}	17,259	17,758	5,649 ^l

(continued on next page)

North Dakota District Court (continued)

Criminal	Trial ^d			Criminal dispositions		Age of pending cases		Cases
	Jury	Non-jury	Total					
	355	15	370	Guilty plea	131	Civil ^a over 18 months	1,330	
				Jury trial:		Criminal and traffic over 120 days .	173	
				Conviction	355			
				Acquittal	0			
				Non-jury trial:				
				Conviction	15			
				Acquittal	0			
				Dismissal	159			
				Postconviction remedy	5			
				Change of venue	8			
				Other	332			

Boldface headings indicate the classifications used by the NCSP.
 N/A = This case type is handled by the court but the data are unavailable.
 X = The data for this case type are known to be included in the total but were not available by category.

- ^dCase definition or unit of count:
 A civil case is counted at the filing of a petition or complaint.
 The criminal case unit of count is the case number assigned to the information or indictment.
 The juvenile case unit of count is the number of referrals.
 A jury trial is counted if tried to verdict.
 A non-jury trial is counted when contested.
- ^fBeginning pending figure for the 1978 court year does not equal the end pending figure for the 1977 court year:
 Figure is as calculated from data given in the annual report and supplied by the administrative office of the court.
- ^hFigure was computed:
 Beginning pending data were computed from filing and dispositions given in the annual report and end pending data supplied by the administrative office of the court during data verification.
- ⁱData are not complete:
 Total **domestic relations** and total civil disposed figures do not include **other domestic relations** cases.
 Pending figures for total civil cases do not include **other domestic relations** or estate case data.
 Grand total pending figures do not include **other domestic relations, estate, juvenile traffic offenses, or juvenile data.**
- ^kAdditional information:
 Included under **other civil** are 162 foreign judgment cases filed and 155 disposed.
 Of the 6,464 **juvenile, juvenile traffic, and termination of parental rights** cases disposed, 1,039 were disposed formally, 2,996 informally, and 2,429 were disposed by counselling or adjustment.
- ^lSpecial source or revision in the data:
 End pending figures were supplied by the administrative office of the court during data verification.
- ^mInformation on time interval or age of pending data:
 Trust cases pending are not included in the **civil** age of pending cases data.

Source: North Dakota Judicial Council, Annual Report, 1978 (Bismarck, North Dakota). Statistics are from the annual report except that totals have been computed where necessary, and additional data were supplied by the administrative office of the court during data verification.

NORTH DAKOTA COUNTY PROBATE COURT
 Court of limited jurisdiction
 38 counties, 38 judges
 January 1, 1978 to December 31, 1978

	Beginning pending	Filed	Disposed	End pending
Civil^d:				
Estate:				
Probate/wills/intestate:				
Probate	N/A	1,624	1,369	N/A
Guardianship/conservatorship/trusteeship:				
Guardianship/conservatorship	N/A	163	103	N/A
Total	N/A	1,787	1,472	N/A
Mental health:				
Mental health hearings	N/A	N/A	30	N/A
Emergency commitments	N/A	N/A	17	N/A
Total	N/A	N/A	47	N/A
Total civil	N/A	1,787 ⁱ	1,519	N/A
Grand total	N/A	1,787 ⁱ	1,519	N/A

Boldface headings indicate the classifications used by the NCSP.
 N/A = This case type is handled by the court, but the data are unavailable.

- ^dCase definition or unit of count:
 A civil case is counted with the filing of a petition or complaint.
- ⁱData are not complete:
 Total civil and grand total filed figures do not include **mental health** cases. **Mental health** cases are included in the disposed figures.

Source: North Dakota Judicial Council, Annual Report, 1978 (Bismarck, North Dakota). Statistics are from the annual report except that totals have been computed where necessary.

NORTH DAKOTA COUNTY COURT WITH INCREASED JURISDICTION
 Court of limited jurisdiction
 15 counties, 15 judges
 January 1, 1978 to December 31, 1978

	Beginning pending	Filed	Disposed	End pending
Civil^d:				
Law:				
Civil	N/A	2,529	2,359	N/A
Small claims	N/A	4,305	4,265	N/A
Estate:				
Probate/wills/intestate:				
Probate	N/A	1,695	921	N/A
Guardianship/conservatorship/trusteeship:				
Guardianship/conservatorship	N/A	244	203	N/A
Total	N/A	1,939	1,124	N/A
Mental health:				
Mental health hearings held	N/A	N/A	656	N/A
Emergency commitment	N/A	N/A	298	N/A
Total	N/A	N/A	957 ^k	N/A
Total civil	N/A	8,773 ^d	8,705	N/A
Criminal^d:				
Misdemeanor	N/A	11,784	9,469	N/A
Preliminary hearing:				
Felony	N/A	1,169	940	N/A
Total criminal	N/A	12,953	10,409	N/A
Traffic:				
Other traffic violation:				
Noncriminal traffic	N/A	N/A	59,548	N/A
Total traffic	N/A	N/A	59,548	N/A
Grand total	N/A	21,726 ^d	78,662	N/A

Traffic dispositions

	<u>Other traffic violation</u>
Convictions	59,201
Acquittals	334
Dismissals	13

Boldface headings indicate the classifications used by the NCSP.

N/A = This case type is handled by the court, but the data are unavailable.

^dCase definition or unit of count:

A civil case is counted with the filing of a petition or complaint.

The criminal case unit of count is the case number assigned to the information, indictment, or complaint.

ⁱData are not complete:

Total civil filed figures do not include mental health cases.

Grand total filed does not include mental health or traffic cases.

^kAdditional information:

The total number of mental health cases disposed includes 3 mental health cases from Wells County, which were not further identified.

Source: North Dakota Judicial Council, Annual Report, 1978 (Bismarck, North Dakota). Statistics are from the annual report except that totals have been computed where necessary.

NORTH DAKOTA COUNTY JUSTICE COURT
Court of limited jurisdiction
38 counties, 38 judges
January 1, 1978 to December 31, 1978

	Beginning pending	Filed	Disposed	End pending
Civil^d:				
Law:				
Civil	N/A	40	39	N/A
Small claims	N/A	<u>1,091¹</u>	<u>1,026¹</u>	N/A
Total civil	N/A	1,131 ¹	1,065 ¹	N/A
Criminal^d:				
Misdemeanor	N/A	4,398	3,779	N/A
Preliminary hearing:				
Felony	N/A	<u>311</u>	<u>254</u>	N/A
Total criminal	N/A	4,709	4,033	N/A
Traffic:				
Other traffic violation:				
Noncriminal traffic	N/A	N/A	<u>27,664</u>	N/A
Total traffic	N/A	N/A	27,664	N/A
Grand total	N/A	5,840 ¹	32,762 ¹	N/A

Traffic dispositions

	<u>Other traffic violation</u>
Convictions	27,322
Acquittals	303
Dismissals	39

Boldface headings indicate the classifications used by the NCSP.
N/A = This case type is handled by the court, but the data are unavailable.

^dCase definition or unit of count:

A civil case is counted with the filing of a petition or complaint.

The criminal case unit of count is the case number assigned to the information, indictment, or complaint.

ⁱData are not complete:

No small claims data were available from the court in Hettinger County. They are not included in small claims, total civil, or grand total filings or dispositions.

Grand total filing figure does not include traffic cases. Traffic cases are included in the disposed figure.

Source: North Dakota Judicial Council, Annual Report, 1978 (Bismarck, North Dakota). Statistics are from the annual report except that totals have been computed where necessary.

NORTH DAKOTA MUNICIPAL COURT
Court of limited jurisdiction
184 municipalities, 172 judges
January 1, 1978 to December 31, 1978

	Beginning pending	Filed	Disposed	End pending
Traffic:				
Other traffic violation:				
Criminal traffic	N/A	N/A	3,889	N/A
Noncriminal traffic	N/A	N/A	40,859	N/A
Total	N/A	N/A	<u>44,748</u>	N/A
Total traffic	N/A	N/A	44,748	N/A
Grand total	N/A	N/A	44,748	N/A

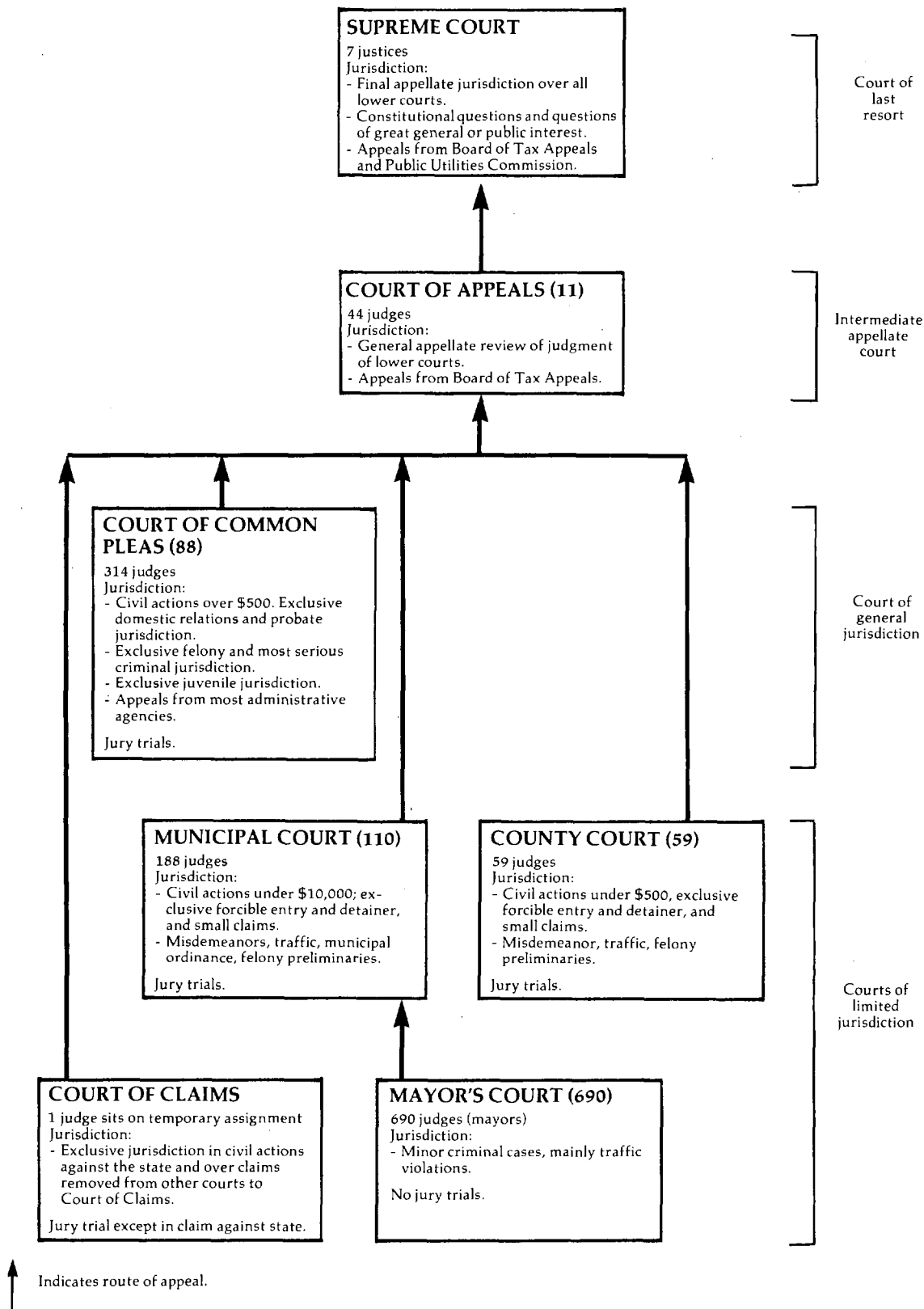
Traffic dispositions

	<u>Other traffic violation</u>		
	<u>Criminal</u>	<u>Noncriminal</u>	<u>Total</u>
Non-jury trial:			
Convictions	3,635	39,762	43,397
Acquittals	216	1,027	1,243
Dismissals	38	70	108

Boldface headings indicate the classifications used by the NCSP.
N/A = This case type is handled by the court, but the data are unavailable.

Source: North Dakota Judicial Council, Annual Report, 1978 (Bismarck, North Dakota). Statistics are from the annual report except that totals have been computed where necessary.

OHIO COURT SYSTEM, 1978



OHIO SUPREME COURT
Court of last resort
7 justices
January 1, 1978 to December 31, 1978

	Beginning pending	Filed	Disposed	End pending
Cases:				
Appeals:				
Pursuant to allowance	N/A	(91) ⁿ	132	N/A
Originating in Court of Appeals	N/A	56	59	N/A
Conflict	N/A	22	17	N/A
Capital punishment	N/A	7	21	N/A
Appeal of administrative agency case:				
Tax	N/A	38	30	N/A
P.U.C.O.	N/A	30	31	N/A
Total	N/A	68	61	N/A
Total appeals	N/A	153 (91) ^e	290	N/A
Other cases:				
Original proceedings:				
Original jurisdiction:				
Habeas corpus	N/A	46	46	N/A
Other original actions	N/A	112	117	N/A
Power siting committee	N/A	2	2	N/A
Total	N/A	160	165	N/A
Disciplinary	N/A	14	14	N/A
Total	N/A	174	179	N/A
Requests to appeal:				
Motion for leave to appeal	N/A	548	565 (30) ^e	N/A
Motion to certify	N/A	718	665 (61) ^e	N/A
Total	N/A	1,266	1,230 (91) ^e	N/A
Total other cases	N/A	1,440	1,409 (91) ^e	N/A
Total cases	N/A	1,593 (91) ^e	1,699 (91) ^e	N/A

Boldface headings indicate the classifications used by the NCSP.

N/A = This case type is handled by the court, but the data are unavailable.

^eCases not included in the total to avoid double counting:

Motions to certify and motions for leave to appeal that have been granted are not counted as disposed until the appeal is disposed; a filing is not counted for the resulting appeal. These granted motions are the numbers appearing in parentheses.

Source: Office of the Administrative Director, Ohio Courts Summary 1978 (Columbus, Ohio). Statistics are from the annual report except that totals have been computed where necessary.

OHIO COURT OF APPEALS
Intermediate appellate court
11 districts, 44 judges
January 1, 1978 to December 31, 1978

	Beginning pending	Filed	Disposed	End pending
Cases:				
Appeals:				
Civil	2,578 ^f	4,365	4,148	2,776 ^g
Criminal	1,827 ^f	2,568	2,595	1,800
Total appeals	4,405 ^f	6,933	6,743	4,576 ^g
Other cases:				
Original proceedings:				
Miscellaneous ^j	223 ^f	613	623	213
Total other cases	223 ^f	613	623	213
Total cases	4,628 ^f	7,546	7,366	4,789 ^g

Manner of disposition

	Civil appeals	Criminal appeals	Miscellaneous ^j	Total
Full opinion	2,076	1,213	218	3,507
Per curiam	683	718	139	1,540
Dismissal	1,389	664	266	2,319

Boldface headings indicate the classifications used by the NCSP.

^fBeginning pending figure for the 1978 court year does not equal the end pending figure for the 1977 court year:

Figures are as given in the annual report.

^gChange in pending does not equal the difference between filings and dispositions:

Figures are as reported in the annual report.

^jExplanation of data included in the category:

Miscellaneous cases include habeas corpus, original actions, appeals of administrative agency cases, and appeals from the Court of Claims.

Source: Office of the Administrative Director, Ohio Courts Summary 1978 (Columbus, Ohio). Statistics are from the annual report except that totals have been computed where necessary.

OHIO COURT OF COMMON PLEAS
Court of general jurisdiction
88 counties, 314 judges
January 1, 1978 to December 31, 1978

	Beginning pending	Filed	Disposed	End pending
Civil^d:				
Tort:				
Other tort:				
Personal injury	23,383 ^f	21,007	20,239	24,151
Wrongful death	N/A	580	646	N/A
Total	23,383 ^{fi}	21,587	20,885	24,151 ^{gi}
Domestic relations:				
Adoption	N/A	7,049	6,673	N/A
Other domestic relations:				
Domestic relations	26,570 ^f	87,348	86,070	27,848
Birth records	N/A	2,729	2,723	N/A
Total	26,570 ⁱ	90,077	88,793	27,848 ⁱ
Total	26,570 ⁱ	97,126	95,466	27,848 ^{gi}
Estate:				
Probate/wills/intestate:				
Decedents' estates	43,700 ^f	62,478	60,536	44,454 ^g
Probate civil actions	3,655	5,247	5,303	3,496 ^g
Minor's settlement	N/A	1,425	1,314	N/A
Total	47,355 ⁱ	69,150	67,153	47,950 ^{gi}
Guardianship/conservatorship/trusteeship:				
Guardianship and testamentary trusts	21,413 ^f	8,330	6,277	22,679 ^g
Total	68,768 ^{fi}	77,480	73,430	70,629 ^{gi}
Mental health:				
Mental illness and retardation	N/A	7,586	7,589	N/A
Appeals:				
Appeal of administrative agency case:				
Workmen's compensation	1,742 ^f	1,849	1,539	2,052
Appropriations	573	629	681	485
Total	2,279 ^f	2,478	2,220	2,537
Other civil:				
Name change	N/A	3,074	3,081	N/A
All other civil	31,410 ^f	45,427	44,861	31,976
Total	31,410 ⁱ	48,501	47,942	31,976
Total civil	152,410 ^{fi}	254,758	247,512	157,141 ^{gi}

(continued on next page)

Ohio Court of Common Pleas (continued)

Criminal^d:				
Felony:				
Criminal	6,583 ^f	31,575	30,603	7,555 ^g
Total criminal	6,583 ^f	31,575	30,603	7,555 ^g
Juvenile:				
Total juvenile	19,773 ^f	210,539	206,258	24,054
Grand total	178,766 ^{f1}	496,872	484,373	188,750 ^h

Civil ^m :	Trial ^d			Civil dispositions ^m				
	Jury	Non-jury	Total	Personal injury	Domestic relations	Agency appeal	All other civil	
Personal injury	968	2,087	3,055					
Domestic relations	--	11,048	11,048					
Appeal:				Dismissal without prejudice ..	2,077	21,868	341	8,033
Appeal of administrative agency case ..	172	249	421	Dismissal with prejudice	9,693	--	784	11,091
All other civil	533	9,094	9,627	Default	702	--	100	10,422
Total	1,673	22,478	24,151	Transfer	1,324	--	126	2,612
Criminal:				Contested	--	53,154	--	--
Felony	1,938	2,006	3,944	Pretrial	3,388	--	448	3,076
Juvenile	--	12,564 ^k	12,564					
Grand Total	3,611	37,048	40,659					

	Age of pending cases			Criminal dispositions	
	Over 6 months	Over 12 months	Over 24 months		
Personal injury	N/A	N/A	2,181	Guilty plea	17,767
Workmen's compensation	N/A	527	N/A	Dismissed with prejudice	432
Appropriations	161	N/A	N/A	By unavailability	1,565
Other civil	N/A	9,298	N/A	Transfer	1,224
Criminal	156	N/A	N/A	Nolle prosequere	3,885
				Pretrial	1,786

Boldface headings indicate the classifications used by the NCSP.
 N/A = This case type is handled by the court, but the data are unavailable.
 -- = Not applicable.

^dCase definition or unit of count:
 A civil case is counted with the filing of a petition or complaint.
 The criminal case unit of count is the number of defendants on the information or indictment.
 A jury trial is counted when the jury is sworn.
 A non-jury trial is counted when the first witness is sworn.
^fBeginning pending figures for the 1978 court year do not equal the end pending figures for the 1977 court year.
 Figures are as given in the annual report.
^gChange in pending does not equal the difference between filings and dispositions:
 Figures are as given in the annual report.

^hData are not complete:
 Pending data were not reported for all civil categories. Only those reported are included in the total.

^kAdditional information:
 In addition to the juvenile court trials reported, 87,513 hearings before a judge and 200,560 hearings before a referee were held in juvenile cases.

^mCategories for disposition type or trial data:
 Civil trial and disposition information includes only personal injury, appeal of administrative agency case, and other civil cases.

Source: Office of the Administrative Director, Ohio Courts Summary 1978 (Columbus, Ohio). Statistics are from the annual report except that totals have been computed where necessary.

OHIO COUNTY COURT
Court of limited jurisdiction
59 courts, 59 judges
January 1, 1978 to December 31, 1978

	Beginning pending	Filed ^j	Disposed	End pending
Civil^d:				
Tort:				
Other tort:				
Personal injury and property damage	113 ^f	127	179	538
Contract	1,146 ^f	3,648	3,691	1,065 ^g
Small claims	1,810 ^f	12,944	13,262	1,439 ^g
Real property rights:				
Forcible entry and detainer	824 ^f	2,079	2,532	337 ^g
Other civil	912 ^f	1,892	2,307	478 ^g
Total civil	4,805 ^f	20,690	21,971	3,372 ^g
Criminal^d:				
Misdemeanor:	2,613 ^f	21,924	22,003	2,054 ^g
Preliminary hearing:	608 ^f	3,375	3,642	318 ^g
Felony				
Total criminal	3,221 ^f	25,299	25,645	2,372 ^g
Traffic:				
DWI/DUI:				
Operating a motor vehicle while intoxicated	1,430 ^f	8,767	9,084	1,070 ^g
Other traffic violation:				
Traffic	4,280 ^f	134,378	134,507	3,864 ^g
Total traffic	5,710 ^f	143,145	143,591	4,934 ^g
Grand total	13,736 ^f	189,134	191,207	10,678 ^g

Trial^d

	Jury	Non-jury	Total
Civil^m:			
Tort	2	33	35
Contract	2	107	109
Real property rights	4	113	117
Other civil	2	152	154
Total	10	405	415
Criminal:			
Misdemeanor	89	1,940	2,029
Traffic:			
DWI/DUI	117	917	1,034
Other traffic violation	37	2,251	2,288
Total	154	3,168	3,322
Grand total	253	5,513	5,766

Civil dispositions

	Tort	Contract	Small claims	Real property rights	Other civil	Total
Pretrial	0	2	--	4	33	39
Dismissal for want of prosecution	8	183	719	109	81	1,100
Other dismissals	35	511	3,313	782	480	5,121
Transfer to other judge	0	2	40	3	2	47
Default hearing by judge	101	2,868	9,159	1,511	1,542	15,181
Default hearing by referee	0	16	31	6	15	68

Criminal dispositions

	Misdemeanor	Preliminary hearing	Total
Plea	9,209	--	9,209
Pretrial	207	--	207
Dismissal for want of prosecution	1,299	232	1,531
Other dismissals	3,593	712	4,305
Transfer	50	--	50
Violations Bureau	3,743	--	3,743
Preliminary hearing--bound over	--	1,885	1,885
Waiver of preliminary hearing, bound over	--	578	578
Unavailability of accused	1,873	235	2,108

Traffic dispositions

	DWI/DUI	Other traffic violations	Total
Plea	6,848	49,893	56,741
Pretrial	332	174	506
Dismissal for want of prosecution	148	819	967
Other dismissals	386	1,500	1,886
Transfer	15	34	49
Violations Bureau	--	66,019	66,019
Unavailability of accused	321	13,780	14,101

(continued on next page)

	Age of pending cases			
	Over 1 month	Over 6 months	Over 12 months	Over 24 months
Civil:				
Tort	N/A	N/A	N/A	10
Contracts	N/A	N/A	106	(n)
Small claims	N/A	55	(n)	(n)
Real property rights	N/A	N/A	3	(n)
Other civil	N/A	N/A	25	(n)
Criminal:				
Misdemeanor	N/A	153	(n)	(n)
Preliminary hearing	82	(n)	(n)	(n)
Traffic:				
DWI/DUI	N/A	77	(n)	(n)
Other traffic violations	N/A	221	(n)	(n)

Boldface headings indicate the classifications used by the NCSP.
 N/A = This case type is handled by the court but the data are unavailable.
 -- = Not applicable.

- ^dCase definition or unit of count:
 A civil case is counted with the filing of a petition or complaint.
 The criminal case unit of count is the number of defendants on the information or indictment.
 A jury trial is counted when the jury is sworn.
 A non-jury trial is counted when the first witness is sworn. Hearings by administrative judges and referees are not included as non-jury trials.
- ^fBeginning pending figure for the 1978 court year does not equal the end pending figure for the 1977 court year:
 Figures are as given in the annual report.
- ^gChange in pending does not equal the difference between filings and dispositions:
 Figures are as reported in the annual report.
- ^jExplanation of data included in the category:
 Filed figures include both reactivated cases and original filings.
- ^mCategories for disposition type or trial data:
 Civil trials do not include 9,159 hearings by judge in **small claims** cases.
- ⁿTime interval or age of pending data:
Contracts, forcible entry and detainer, and **other civil** cases pending over 24 months are included with those pending over 12 months.
Small claims, **misdemeanor**, and **traffic** cases pending over 12 months, and over 24 months are included with those pending over 6 months.
Preliminary hearing cases pending over 6 months, over 12 months, and over 24 months are included with those pending over 1 month.

Source: Office of the Administrative Director, Ohio Courts Summary 1978 (Columbus, Ohio). Statistics are from the annual report except that totals have been computed where necessary.

OHIO COURT OF CLAIMS^a
 Court of limited jurisdiction
 1 court, 1 judge sits on temporary assignment
 January 1, 1978 to December 31, 1978

	Beginning pending	Filed	Disposed	End pending
Civil^d:				
Appeal:				
Appeal of administrative agency case:				
Administrative	344	483 ^k	422	405
Judicial	297	263 ^k	328	232
Victims of crimes ^a	558	1,243	1,239	664 ^g
Total	1,199	1,989	1,989	1,301 ^g
Total civil	1,199	1,989	1,989	1,301 ^g
Grand total	1,199	1,989	1,989	1,301 ^g

	Trial ^d			Civil dispositions	
	Jury	Non-jury	Total	Settlement	Administrative determination
Civil	1	45	46	120	379

Boldface headings indicate the classifications used by the NCSP.
^aCourt jurisdiction:
 All cases where the amount of the claim exceeds \$1,000 must be determined by a judge. Where the amount of the claim is between \$100.01 and \$999.99, the claim is determined by a judge unless a waiver is filed. All claims from \$0.00 to \$100.00 and all claims between \$100.01 and \$999.99 where the right to trial has been waived are administratively determined by the clerk or deputy clerk of the Court of Claims.
 Jurisdiction over victims of crime cases was given to the court as of December 28, 1976.
^dCase definition or unit of count:
 A civil case is counted with the filing of a petition or complaint.
 A jury trial is counted when the jury is sworn.
 A non-jury trial is counted when the first witness is sworn.
^kAddition information:
 Filings include reinstated cases.
 Source: Office of the Administrative Director, Ohio Courts Summary 1978 (Columbus, Ohio). Statistics are from the annual report except that totals have been computed where necessary.

OHIO MUNICIPAL COURT
 Court of limited jurisdiction
 110 courts, 188 judges
 January 1, 1978 to December 31, 1978

	Beginning pending	Filed ^j	Disposed	End pending
Civil^d:				
Tort:				
Personal injury and property damage	8,716 ^f	17,931	17,484	9,151 ⁸
Contract	50,021 ^f	171,166	163,578	57,583 ⁸
Small claims	11,152 ^f	77,671	74,904	13,820 ⁸
Real property rights:				
Forcible entry and detainer	10,490 ^f	52,854	49,095	14,228 ⁸
Other civil	6,655 ^f	18,176	17,300	7,459 ⁸
Total civil	87,034 ^f	337,798	322,361	102,241 ⁸
Criminal^d:				
Misdemeanor	19,556 ^f	238,138	233,600	23,806 ⁸
Preliminary hearing:				
Felony	3,035 ^f	38,251	37,051	4,222 ⁸
Total criminal	22,591 ^f	276,389	270,651	28,028 ⁸
Traffic:				
DWI/DUI:				
Operating a motor vehicle while intoxicated	8,773 ^f	52,068	51,322	9,498 ⁸
Other traffic violation:				
Traffic	40,348 ^f	1,194,086	1,182,723	51,336 ⁸
Total traffic	49,121 ^f	1,246,154	1,234,045	60,834 ⁸
Grand total	158,746 ^f	1,860,341	1,827,057	191,103 ⁸

	Trial ^d		
	Jury	Non-jury	Total
Civil^m:			
Tort	144	1,466	1,610
Contract	188	4,791	4,979
Real property rights	39	1,105	1,144
Other civil	33	1,158	1,191
Total	404	8,520	8,924
Criminal:			
Misdemeanor	823	12,128	12,951
Traffic:			
DWI/DUI	563	3,756	4,319
Other traffic violation	150	15,475	15,625
Total	713	19,231	19,944
Grand total	1,940	39,879	41,819

	Civil dispositions					
	Tort	Contract	Small claims	Real property rights	Other civil	Total
Pretrial	957	3,621	--	504	330	5,412
Dismissal for want of prosecution	1,409	10,362	4,961	7,408	955	25,095
Other dismissals	5,443	31,980	18,607	11,415	4,463	71,908
Transfer to other judge	246	640	927	159	88	2,060
Default hearing by judge	5,620	87,621	18,077	14,996	9,207	135,521
Default hearing by referee	2,119	24,375	32,332	13,469	1,066	73,361

	Criminal dispositions			Traffic dispositions			
	Misdemeanor	Preliminary Hearing	Total	Plea	DWI/DUI	Other traffic violations	Total
Plea	123,451	--	123,451	36,883	426,604	463,487	
Pretrial	8,450	--	8,450	2,218	3,848	6,066	
Dismissal for want of prosecution	5,598	1,414	7,012	500	3,697	4,197	
Other dismissals	34,134	10,170	44,304	2,552	40,392	42,944	
Transfer	844	--	844	306	496	802	
Violations Bureau	19,477	--	19,477	--	582,155	582,155	
Preliminary hearing--bound over	--	12,958	12,958	4,544	109,906	114,450	
Waiver of preliminary hearing, bound over	--	10,478	10,478				
Unavailability of accused	28,695	2,031	30,726				

	Age of pending cases			
	Over 1 month	Over 6 months	Over 12 months	Over 24 months
Civil:				
Tort	N/A	N/A	N/A	245
Contract	N/A	N/A	2,207	(n)
Small claims	N/A	927	(n)	(n)
Real property rights	N/A	N/A	325	(n)
Other civil	N/A	N/A	334	(n)
Criminal:				
Misdemeanor	N/A	714	(n)	(n)
Preliminary hearing	410	(n)	(n)	(n)
Traffic:				
DWI/DUI	N/A	96	(n)	(n)
Other traffic violations	N/A	1,073	(n)	(n)

Boldface headings indicate the classifications used by the NCSP.

N/A = This case type is handled by the court but the data are unavailable.

-- = Not applicable.

^dCase definition or unit of count:

A civil case is counted with the filing of a petition or complaint.

The criminal case unit of count is the number of defendants on the information or indictment.

A jury trial is counted when the jury is sworn.

A non-jury trial is counted when the first witness is sworn. Hearings by administrative judges and referees are not included as non-jury trials.

^fBeginning pending figure for the 1978 court year does not equal the end pending figure for the 1977 court year:

Figures are as given in the annual report.

^gChange in pending does not equal the difference between filings and dispositions:

Figures are as given in the annual report.

^jExplanation of data included in the category:

Filed figures include both reactivated cases and original filings.

^kAdditional information:

In addition to the **small claims** dispositions reported on the chart, 835 **small claims** cases transferred were sent to the regular civil docket.

^mCategories for disposition type or trial data:

Civil trials do not include 18,077 hearings by judge in **small claims** cases.

ⁿTime interval or age of pending data:

Contract, forcible entry and detainer, and **other civil** cases pending over 24 months are included with those pending over 12 months.

Small claims, **misdemeanor**, and **traffic** cases pending over 12 months and over 24 months are included with those pending over 6 months.

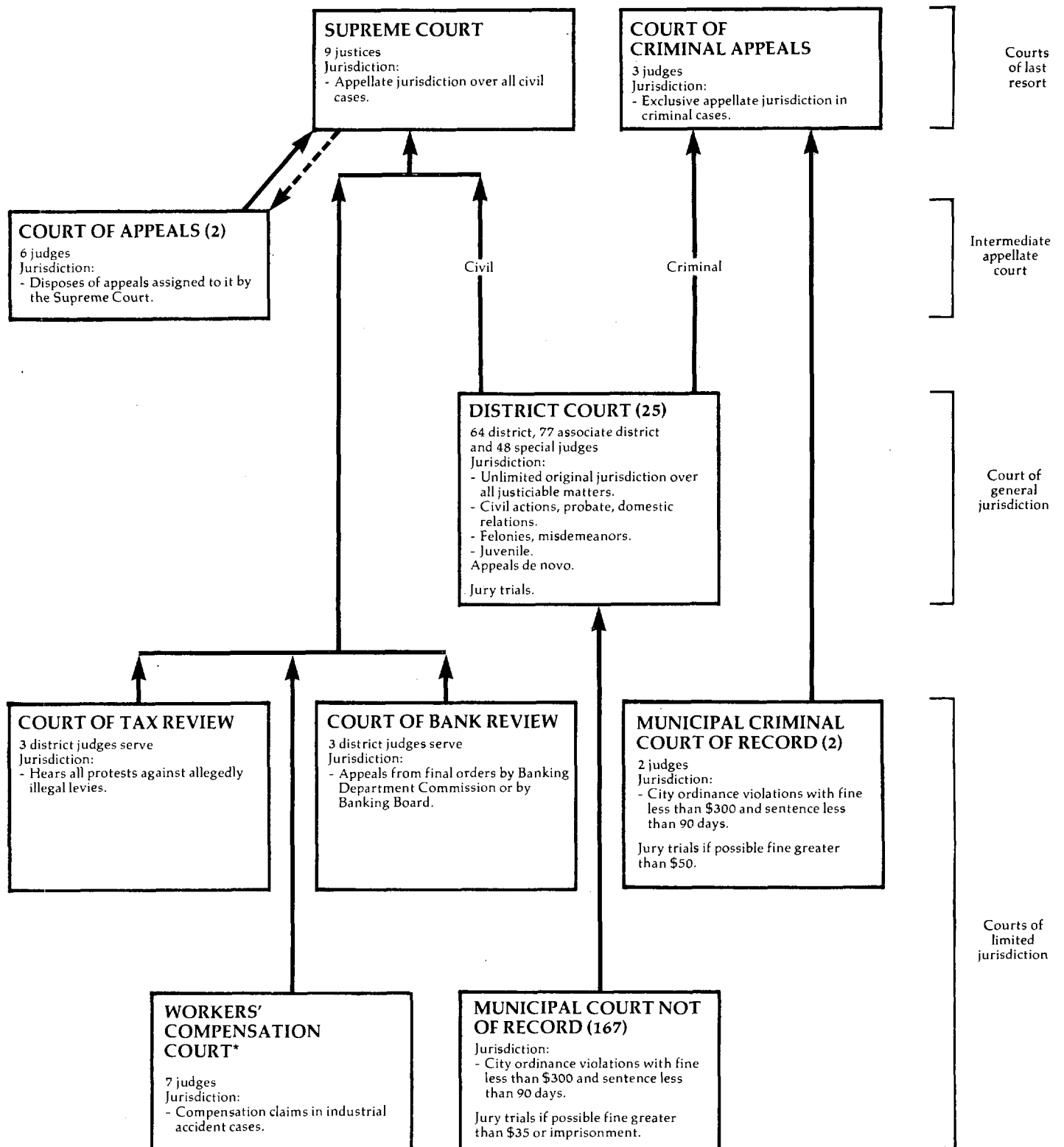
Preliminary hearing cases pending over 6 months, over 12 months, and over 24 months are included with those pending over 1 month.

Source: Office of the Administrative Director, Ohio Courts Summary 1978 (Columbus, Ohio). Statistics are from the annual report except that totals have been computed where necessary.

OHIO MAYORS' COURT
Court of limited jurisdiction
690 courts, 690 judges (mayors)
January 1, 1978 to December 31, 1978

There were no data available for cases handled in the Mayors' Court for 1978.

OKLAHOMA COURT SYSTEM, 1978



↑ Indicates route of appeal.
 ↑ Indicates assignment of cases.

*The name of the Workers' Compensation Court was changed from the State Industrial Court and the number of judges serving increased from 5 to 7 on July 1, 1978.

OKLAHOMA SUPREME COURT^a
 Court of last resort
 9 justices
 January 1, 1978 to December 31, 1978

	Beginning pending	Filed	Disposed	End pending
Cases:				
Appeals:				
Civil ^j	X	621 (38) ^e	524	X
Total appeals	X	621 (38) ^e	524	X
Other cases:				
Original proceedings	X	219	196	X
Requests to appeal:				
Civil:				
Certiorari	N/A	189	134 (38) ^e	N/A
Total other cases ^j	X ⁱ	408	330 (38) ^e	X ⁱ
Total cases^j	1,346ⁱ	1,029 (38)^e	854 (38)^e	1,504ⁱ
<u>Disposition of requests for certiorari</u>		<u>Status of pending cases (12/31/78)</u>		
Writ granted		Cases at issue but not assigned		
Writ denied				
	38		18	
	134			

Boldface headings indicate the classifications used by the NCSP.

N/A = This case type is handled by the court but the data are unavailable.

X = The data for this case type are known to be included in the total, but were not available by category.

^aCourt jurisdiction:

The Supreme Court is the court of last resort for civil cases.

^eCases not included in the total to avoid double counting:

Petitions for certiorari that have been granted are not counted as disposed until the appeal is disposed; a filing is not counted for the resulting appeal. These granted petitions are the numbers appearing in parentheses.

^gChange in pending does not equal the difference between filings and dispositions:

The imbalance is caused by certiorari data not being included in the pending figures. Figures are as given in the annual report.

ⁱData are not complete:

Total other cases and total cases pending figures do not include certiorari cases pending.

^jExplanation of data included in the category:

Civil appeals are originally filed in the Supreme Court. The Supreme Court then assigns some of these cases to the Court of Appeals for disposition. Therefore, cases assigned, disposed, and pending in the Court of Appeals have been deducted from the Supreme Court's appeals category and utilized as caseload figures for the Court of Appeals.

Source: Administrative Director of the Courts, Report on the Judiciary 1978 (Oklahoma City, Oklahoma). Statistics are from the annual report except that totals have been computed where necessary.

OKLAHOMA COURT OF CRIMINAL APPEALS^a
 Court of last resort
 3 judges
 January 1, 1978 to December 31, 1978

	Beginning pending	Filed	Disposed	End pending
Cases:				
Appeals:				
Criminal	X	X	237	X
Postconviction remedy:				
Postconviction	X	(18) ^e	18	X
Juvenile	X	X	11	X
Total appeals	X	285 (18) ^e	266	X
Other cases:				
Original proceedings:				
Original jurisdiction:				
Habeas corpus	X	X	92	X
Mandamus	X	X	87	X
Prohibition	X	X	83	X
Total	X	X	262	X
Advisory opinion:				
Reserved question of law	X	X	20	X
Total	X	X	282	X
Requests to appeal:				
Postconviction remedy:				
Postconviction	X	100	81 (18) ^e	X
Criminal:				
Certiorari	X	X	3	X
Total	X	X	84	X
Sentence review only:				
Review of suspended sentence	X	X	8	X
Total other cases	X	X	374	X
Total cases	226 ^f	700 (18) ^e	640 (18) ^e	382

Disposition of cases

	Opinion	Order	Total
Affirmed	177	1	178
Affirming denial	0	64	64
Modified and affirmed	32	0	32
Reversed	31	6	37
Dismissed	9	72	81
Granted	0	75	75
Denied	0	117	117
Total	249	335	584

Boldface headings indicate the classifications used by the NCSP.

X = The data for this case type are known to be included in the total, but were not available by category.

^aCourt jurisdiction:

The Court of Criminal Appeals has exclusive appellate jurisdiction in criminal cases. It is the court of last resort for criminal cases.

^eCases not included in the total to avoid double counting:

Postconviction cases granted are not counted as disposed until the resulting appeal is disposed; a new filing is not counted for the associated appeal. These granted cases are the numbers appearing in parentheses.

Source: Administrative Director of the Courts, Report on the Judiciary 1977 (Oklahoma City, Oklahoma). Statistics are from the annual report except that totals have been computed where necessary.

OKLAHOMA COURT OF APPEALS^a
 Intermediate appellate court
 2 divisions, 6 judges
 January 1, 1978 to December 31, 1978

	Beginning pending	Filed	Disposed	End pending
Cases:				
Appeals:				
Civil ^a	129 ^h	449	462	116 ^h
Total appeals	129 ^h	449	462	116 ^h
Total cases	129 ^h	449	462	116 ^h

Boldface headings indicate the classifications used by the NCSP.

^aCourt jurisdiction:

Cases are assigned to the Court of Appeals by the Supreme Court. The Court of Appeals hears only civil cases assigned to it and has no original jurisdiction.

^hFigure was computed:

Beginning pending figure was computed from data given in the annual report on the assumption that there were no pending cases in the Court of Appeals prior to 1971, when the court officially originated.

End pending figure was computed from filings, dispositions, and beginning pending.

Source: Administrative Director of the Courts, Report on the Judiciary 1978 (Oklahoma City, Oklahoma). Statistics are from the annual report except that totals have been computed where necessary.

OKLAHOMA DISTRICT COURT
 Court of general jurisdiction
 25 districts: 64 district, 77 associate, and 48 special judges
 January 1, 1978 to December 31, 1978

	Beginning pending	Filed	Disposed	End pending
Civil:				
Tort:				
Auto tort:				
Auto negligence	4,814 ^f	4,220	5,077	3,957
Other tort	3,882 ^f	2,842	3,392	3,332
Total	8,696 ^f	7,062	8,469	7,289
Contract:				
Contractual	24,673 ^f	21,924	26,190	20,407
Small claims:				
Possession of personal property	1,431 ^f	2,301	2,416	1,316
Possession of real property	2,252	7,591	6,876	2,967
Other small claims	68,605 ^f	67,906	86,133	50,378
Total	72,288	77,798	95,425	54,661
Real property rights:				
Lien or mortgage foreclosure	1,887 ^f	2,895	2,806	1,973 ^B
Real property	2,910 ^f	4,842	4,691	3,061
Approval of conveyance of Indian lands	58	426	397	87
Total	4,855 ^f	8,163	7,894	5,121 ^B
Domestic relations:				
Marriage dissolution:				
Divorce	21,392	32,437	37,302	16,527
Separate maintenance	834	513	626	721
Annulment	214	327	369	172
Total	22,440	33,277	38,297	17,420
Support/custody:				
Reciprocal support--incoming	3,709	2,479	2,928	3,260
Reciprocal support--outgoing	1,290	763	777	1,276
Total	4,999	3,242	3,705	4,536
Adoption:				
Adoption	1,133	2,828	2,443	1,518
Other domestic relations:				
Paternity proceedings	200	110	79	231
Other domestic	0	187	39	148
Total	200	297	118	379
Total	28,772	39,644	44,563	23,853
Estate:				
Probate/wills/intestate:				
Administration of estates and probate proper	13,838	9,066	10,871	12,033
Determination of death of joint or life tenant	588	2,915	2,914	588 ^B
Other probate	65 ^f	153	127	908
Total	14,491	12,134	13,912	12,711 ^B
Guardianship/conservatorship/trusteeship:				
Guardianship and conservatorship	3,769	1,770	2,383	3,156
Total	18,260	13,904	16,295	15,867 ^B
Mental health	1,103 ^f	2,620	2,894	829
Appeal:				
Appeal of administrative agency case:				
Appeals from administrative tribunals	651 ^f	1,051	1,192	510
Extraordinary writs:				
Injunction, quo warranto, mandamus, habeas corpus	1,339 ^f	1,526	1,497	1,368
Other civil	7,845 ^f	7,328	9,898	5,275
Total civil	168,482	181,020	214,317	135,180 ^B
Criminal:				
Felony:				
Crime against person	5,799 ^f	4,380	5,037	5,142
Crime against property	12,631 ^f	9,737	9,543	12,825
Other felony	7,560 ^f	8,048	5,917	9,691
Total	25,990 ^f	22,165	20,497	27,658
Misdemeanor:				
Other misdemeanor	18,508 ^f	36,069	35,091	19,486
Appeal:				
Appeals from city-funded courts	1,067 ^f	589	467	1,189
Postconviction remedy:				
Felony postconviction appeals	N/A	525	364	N/A
Total criminal ¹	45,465 ^{f1}	59,348	56,419	48,333 ^{B1}
Traffic:				
DWI/DUI:				
Driving while intoxicated	6,964 ^f	12,051	11,257	7,758
Other traffic violation:				
Traffic	40,643	197,001	190,322	47,322
Total traffic	47,607 ^f	209,052	201,579	55,080
Juvenile:				
Criminal-type offense:				
Juvenile delinquency	3,275 ^f	4,379	3,816	3,838
Status offense:				
Children in need of supervision	1,272 ^f	1,262	1,169	1,365
Non-offense:				
Dependency and neglect	1,723 ^f	2,384	1,827	2,277 ^B
Other juvenile	3	116	51	68
Total juvenile	6,273 ^f	8,141	6,863	7,548 ^B
Grand total ¹	267,927 ^{f1}	457,561	479,178	246,141

<u>Trial or contest^d</u>		<u>Civil dispositions^m</u>		
Civil:		Criminal:		Domestic relations
Tort:		Felony	2,266	Total
Auto tort	613	Misdemeanor	3,105	On demurrer, abatement, or motion to dismiss ^m
Other tort	638	Appeal	83	On pretrial ^m
Total	1,251	Total	5,454	Without contest
Contract	1,748			Dismissal by court or by parties ^m
Small claims	11,265	Traffic:		By decree or approved settlement
Real property rights	1,906	DWI/DUI	1,618	By order or settlement ^m
Domestic relations:		Other traffic violation ..	11,678	By decree or order after trial
Marriage dissolution	5,018	Total	13,296	By decree or guilty plea
Support/custody	368			
Adoption	76	Juvenile:		
Other domestic relations ..	19	Criminal-type offense	2,175	
Total	5,481	Status offense	538	
Estate:		Non-offense	663	
Probate/wills/intestate	186	Total	3,405	
Guardianship/conservatorship/trusteeship	51			
Total	237			
Mental health	143			
Appeal	239			
Extraordinary writ	418			
Other civil	1,433			
Total	24,121			
Grand total	43,486			

Criminal and traffic dispositions

	Felony	Misdemeanor, appeal, and traffic	Total
Guilty plea	9,712	180,741	190,453
Dismissal by state	6,680	14,761	21,441
On demurrer, motion to quash, or dismissal by court	2,223	10,236	12,459
On nolo contendere plea	187	9,603	9,790
Bond forfeitures	165 ^m	27,267 ^m	27,432 ^m

Age of pending cases (12/31/78)

	<u>Over</u>		
	<u>0-12 months</u>	<u>12-24 months</u>	<u>24 months</u>
Civil	81,326	31,500	22,311
Criminal and traffic:			
Felony	12,081	6,618	8,959
Misdemeanor and appeal	9,966	4,185	6,669
Total	22,047	10,803	15,628
Traffic	27,558	9,543	17,979
Juvenile	4,954	1,145	1,449
Grand total	135,793	53,015	57,430

Boldface headings indicate the classifications used by the NCSP.
 N/A = This case type is handled by the court, but the data are unavailable.
 -- = Not applicable.

^dCase definition or unit of count:
 A civil case is counted with the filing of a petition or complaint.
 The criminal case unit of count is the number of informations or indictments.
 A trial or contest is counted if tried to completion.
^fBeginning pending figure for the 1978 court year does not equal the end pending figure for the 1977 court year:
 Figures are as given in the annual report.

ⁱData are not complete:
 Total criminal and grand total pending figures do not include pending figures for felony postconviction appeals. This category is included in the filing and disposition totals.
^mCategories for disposition type or trial data:
 On demurrer, abatement, or motion to dismiss, and pretrial are dispositions for **auto tort, non-auto tort, property rights, contract, administrative, extraordinary writs, and other civil cases only.**
 Dismissal, decree or approved settlement, decree or order after trial, decree or guilty plea, and by order or settlement are dispositions for **domestic relations cases only.**
 Bond forfeitures are not included in the disposed figures of the previous page.

Source: Administrative Director of the Courts, Report on the Judiciary 1978 (Oklahoma City, Oklahoma). Statistics are from the annual report except that totals have been computed where necessary, and corrections were made by the office of the administrative director of the courts during the data verification.

WORKERS' COMPENSATION COURT^k
Court of limited jurisdictionⁿ
 1 court, 7^c judges
 January 1, 1978 to December 31, 1978

	<u>Beginning pending</u>	<u>Filed</u>	<u>Disposed</u>	<u>End pending</u>
Civil^d:				
Appeal:				
Appeal of administrative agency case	N/A	N/A	10,851	N/A
Total civil	N/A	N/A	10,851	N/A
Grand total	N/A	N/A	10,851	N/A

Boldface headings indicate the classifications used by the NCSP.
 N/A = This case type is handled by the court, but the data are unavailable.

^aCourt jurisdiction:

The special jurisdiction is limited to injuries to an employee arising out of his employment.

^cJudge information:

The number of judges sitting on this court was increased from 5 to 7 on July 1, 1978, as a part of the court reorganization.

^dCase definition or unit of count:

A case for this court is a new claim or an ancillary proceeding to an existing claim.

^kAdditional information:

Prior to July 1, 1978, the name of this court was the State Industrial Court.

Source: Administrative Director of the Courts, Report on the Judiciary 1978 (Oklahoma City, Oklahoma). Statistics are from the annual report except that totals have been computed where necessary.

OKLAHOMA COURT OF BANK REVIEW
 Court of limited jurisdiction
 1 court, 3 district judges serve
 January 1, 1978 to December 31, 1978

	Beginning pending	Filed	Disposed	End pending
Civil^d:				
Appeal:				
Appeal of administrative agency case	11 ^f	6	5	11 ^g
Total civil	11 ^f	6	5	11 ^g
Grand total	11 ^f	6	5	11 ^g

Boldface headings indicate the classifications used by the NCSP.

^dCase definition or unit of count:

A civil case is counted with the filing of a petition or complaint.

^fBeginning pending figure for the 1978 court year does not equal the end pending figure for the 1977 court year:

Figures are as given in the annual report.

^gChange in pending does not equal the difference between filings and dispositions:

Figures are as given in the annual report.

Source: Administrative Director of the Courts, Report on the Judiciary 1978 (Oklahoma City, Oklahoma). Statistics are from the annual report except that totals have been computed where necessary.

OKLAHOMA COURT OF TAX REVIEW
 Court of limited jurisdiction
 1 court, 3 district judges serve
 January 1, 1978 to December 31, 1978

	Beginning pending	Filed	Disposed	End pending
Civil^d:				
Appeal:				
Appeal of administrative agency case	0	0	0	0
Total civil	0	0	0	0
Grand total	0	0	0	0

Boldface headings indicate the classifications used by the NCSP.

^dCase definition or unit of count:

A civil case is counted with the filing of a petition or complaint.

Source: Administrative Director of the Courts, Report on the Judiciary 1978 (Oklahoma City, Oklahoma). Statistics are from the annual report except that totals have been computed where necessary.

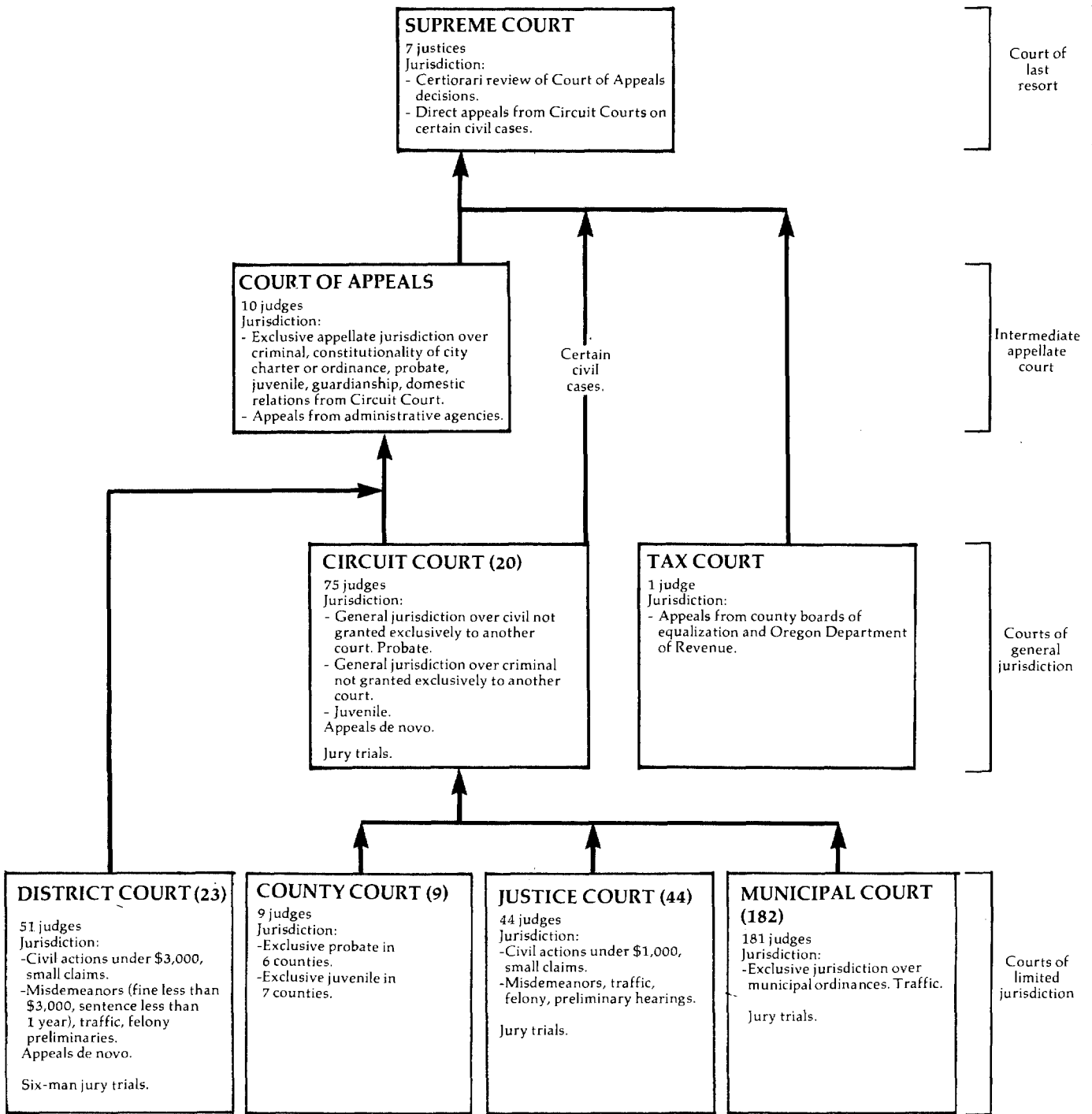
OKLAHOMA MUNICIPAL CRIMINAL COURT OF RECORD
 Court of limited jurisdiction
 2 courts, 2 judges
 January 1, 1978 to December 31, 1978

There were no data for cases handled in the Municipal Criminal Court of Record for 1978.

OKLAHOMA MUNICIPAL COURT NOT OF RECORD
 Court of limited jurisdiction
 167 courts
 January 1, 1978 to December 31, 1978

There were no data available for cases handled in the Municipal Court Not of Record for 1978.

OREGON COURT SYSTEM, 1978



OREGON SUPREME COURT^a
 Court of last resort
 7^c justices
 January 1, 1978 to December 31, 1978

	Beginning pending	Filed	Disposed	End pending
Cases:				
Appeals:				
Appeals from Circuit Court	X	17 ^a	X	X
Court of Appeals review allowed	X	(45) ^e	X	X
Tax Court appeals	X	11	X	X
Total appeals	X	28 (45) ^e	X	X
Other cases:				
Original proceedings:				
Original jurisdiction:				
Original proceedings	X	76	X	X
Bar proceedings	X	82	X	X
Total	X	158	X	X
Requests to appeal	85	408 ^l	339 ^l (45) ^e	109 ^l
Total other cases	X	566	X (45) ^e	X
Total cases	468	594 (45)^e	811 (45)^e	251
Manner of disposition				
Written opinion			Disposition of appeals^m	
Dismissed or otherwise disposed			Affirmed	130
without opinion			Reversed	81
264			Modified	29
208			Dismissed with opinion	8
			Miscellaneous ^m	16
Time interval (average days)				
Notice of appeal to date case at issue.....	207		Status of pending cases^j (12/31/78)	
Date case at issue to final decision.....	133		Not at issue	28
Notice of appeal to final decision.....	340		At issue	35
			Under advisement	79

Boldface headings indicate the classifications used by the NCSP.

X = The data for this case type are known to be included in the total but were not available by category.

^aCourt jurisdiction:

The Court of Appeals assumed jurisdiction over all civil appeals from the Circuit Court on January 1, 1978.

^cJudge information:

There were 7.5 full-time equivalent justices for 1978. Court of Appeals judges served six months on the Supreme Court during 1978.

^eCases not included in the total to avoid double counting:

Petitions for review granted are not counted as dispositions until the appeal is disposed; the filing of the resulting appeal is not counted. These granted petitions are the numbers appearing in parentheses.

^jExplanation of data included in the category:

Status of pending cases data are given for appeals and original jurisdiction cases only.

^lSpecial source or revision in data:

Figures for request to appeal cases were revised by the office of the state court administrator during data verification.

^mCategories for disposition type or trial data:

Disposition of appeals chart includes data only from cases decided by written opinion.

Miscellaneous appeal dispositions include cases of mandamus, other original proceedings, and bar proceedings.

Source: Office of the State Court Administrator, 25th Annual Report Relating to Judicial Administration in the Courts of Oregon, 1978 (Salem, Oregon). Sources of case data are available. Statistics are from the annual report except that totals have been computed where necessary, and revisions were made by the office of the state court administrator during data verification.

OREGON COURT OF APPEALS^a
Intermediate appellate court
10^c judges
January 1, 1978 to December 31, 1978

	Beginning pending	Filed	Disposed	End pending
Cases:				
Appeals:				
Civil	X	980 ^a	X	X
Criminal:				
Criminal	X	1,313	X	X
Traffic	X	104	X	X
Total	X	1,417	X	X
Appeal of administrative agency case:				
Workmen's compensation	X	215	X	X
Administrative agency review	X	209	X	X
Corrections disciplinary review	X	212	X	X
Parole board review	X	40	X	X
Total	X	676	X	X
Postconviction remedy:				
Postconvictions and habeas corpus	X	33	X	X
Total appeals	1,024	3,106	2,684 ^k	1,446 ^l
Total cases	1,024	3,106	2,684 ^k	1,446 ^l

Manner of disposition

Decision by opinion	810 ^l
Per curiam and memorandum decisions	558
Bench decisions	450
Dismissed/transferred	712 ^l
Consolidation	154

Disposition of appeals^m

Affirmed	1,425 ^l
Reversed	433
Modified	73
Dismissed on merits	26
Miscellaneous	15

Time interval (average days)

	<u>Criminal</u>	<u>All other</u>	<u>Total</u>	<u>Status of pending cases (12/31/78)</u>
Notice of appeal to date case at issue	137 ^l	128 ^l	133	Not at issue
Date case at issue to final decision	53 ^l	68 ^l	59	At issue
Notice of appeal to final decision	190	196	192	Under advisement

Boldface headings indicate the classifications used by the NCSP.

X = The data for this case type are known to be included in the total but were not available by category.

^aCourt jurisdiction:

The Court of Appeals assumed jurisdiction over all Circuit Court civil appeals on January 1, 1978.

^cJudge information:

There were 9.5 full-time equivalent judges for 1978. During 1978, Court of Appeals judges served six months on the Supreme Court.

^kAdditional information:

In 1978, the court heard oral arguments for 1,635 cases, and an additional 199 cases were submitted to the court on the record and attorney's briefs.

^lSpecial source or revision in data:

Revisions in figures for dispositions of appeals and the status of pending cases were supplied by the office of the state court administrator during data verification.

Breakdowns for time interval data were supplied by the administrative office of the court during data verification.

^mInformation on disposition type or trial data:

Beginning with the 1977 data, this analysis includes cases closed by consolidation.

Source: Office of the State Court Administrator, 25th Annual Report Relating to Judicial Administration in the Courts of Oregon, 1978 (Salem, Oregon). Sources of case data are available. Statistics are from the annual report except that totals have been computed where necessary, and additions and revisions were made by the state court administrative office during data verification.

OREGON CIRCUIT COURT
Court of general jurisdiction
20 circuits, 75^c judges
January 1, 1978 to December 31, 1978

	Beginning pending	Filed	Disposed	End pending
Civil^d:				
Law^k	X	X	X	X
Equity^k	X	X	X	X
Domestic relations:				
Marriage dissolution:				
Dissolution	11,999 ^l	27,399	26,227	13,171 ^l
Adoption	N/A	1,937	N/A	N/A
Total	11,999 ^l	29,336	26,227 ^l	13,171 ^l
Intestate:				
Probate/wills/intestate:				
Decedents' estates	6,491 ^l	4,697	4,493 ^h	6,695
Guardianship/conservatorship/trusteeship:				
Guardianship and conservatorship	8,194 ^f	1,830	1,592	8,432
Total	14,685 ^f	6,527	6,085	15,127
Mental health:				
Mental competency	N/A	3,773	N/A	N/A
Total civil ^l	42,030 ^h	60,562	51,979 ^l	44,903 ^l
Criminal^d:				
Felony:				
Criminal	4,398 ^{fh}	16,097	14,973	5,522
Total criminal	4,398 ^{fh}	16,097	14,973	5,522
Juvenile^d:				
Total juvenile	N/A	14,523	N/A	N/A
Grand total	46,428 ^l	91,182	66,952 ^l	50,425 ^l

	Trial ^d		
	Jury	Non-jury	Total
Civil ^m	1,227	3,462	4,689
Criminal (felony)	1,120	758	1,878
Total	2,347	4,220	6,567

Age of pending cases

	Civil ⁿ	Probate/wills/ intestate	Criminal (felony)	Time interval (average days)	
				Age of cases tried (filing to trial):	
Under 6 months	16,966	N/A	4,051	Civil from date of filing:	
6+ to 12 months ...	6,912	N/A	754	Marriage dissolution	173.9
12+ to 24 months ...	4,582	N/A	451	All civil	346.6
Over 24 months	1,316	N/A	266	Criminal (felony) from date of	
Over 36 months	(n)	559	(n)	arraignment	74.5

Boldface headings indicate the classifications used by the NCSP.

N/A = This case type is handled by the court, but the data are unavailable.

X = The data for this case type are known to be included in the total but were not available by category.

^cJudge information:

There were 73.0 full-time equivalent judges for 1978.

^dCase definition or unit of count:

A civil case is counted with the filing of a petition or complaint.

The criminal case unit of count is the case number assigned at arraignment.

A juvenile case is counted with the filing of a petition.

A jury trial is counted when the jury is sworn.

A non-jury trial is counted when the first witness is sworn.

^fBeginning pending figure for the 1978 court year does not equal the end pending figure for the 1977 court year:

Figures are as calculated from data given in the annual report.

^hFigure was computed:

Disposed figure for decedents' estates was computed from filing and pending data.

Beginning pending figure for total civil cases was computed using filed, disposed, and end pending data for the combined categories of law and equity ("civil") given in the annual report.

Beginning pending figure for criminal and total criminal was computed from filing, disposition, and end pending data.

^lData are not complete:

Domestic relations pending and disposition figures do not include **adoption** cases. Filings include all categories.

Total civil pending and disposition figures do not include **adoption** or **mental health** cases. Filings include all categories.

Grand total disposition and pending figures do not include **adoption**, **mental health**, or **juvenile** cases. Filings include all categories.

^kAdditional information:

There were 15,346 law and equity cases pending at the beginning of the 1978 court year, 20,926 cases filed, 19,667 disposed, and 16,605 pending at the end of the court year. These data were supplied by the state court administrative office during data verification.

^lSpecial source or revision in the data:

Pending data for **marriage dissolution** cases was supplied by the state court administrative office during data verification.

Beginning pending figure for **probate/wills/intestate** cases was taken from Oregon's 1977 annual report.

^mInformation on disposition type or trial data:

Civil trials only include trials for law, equity, and marriage dissolution cases.

ⁿInformation on time interval or age of pending data:

Civil age of pending data only include law and equity and marriage dissolution cases only.

The number of civil and criminal cases pending over 36 months are included in the over 24 months category and were not available separately.

Source: Office of the State Court Administrator, 24th, 25th Annual Report Relating to Judicial Administration in the Courts of Oregon, 1977, 1978 (Salem, Oregon). Statistics are from the annual report except that totals have been computed where necessary, and additional data were supplied by the state court administrative office during data verification.

OREGON TAX COURT
Court of general jurisdiction^a
1 judge
January 1, 1978 to December 31, 1978

	Beginning pending	Filed	Disposed	End pending
Civil^d:				
Appeal:				
Appeal of administrative agency case:				
Regular Division	84 ^f	85	85	84
Small Claims Division	40	53	53	40
Total	124 ^f	138	138	124
Total civil	124 ^f	138	138	124
Grand total	124 ^f	138	138	124

<u>Civil dispositions</u>				<u>Time interval (median months)</u>	
	<u>Regular Division</u>	<u>Small Claims Division</u>	<u>Total</u>	Age of cases terminated:	
On the merits	62	30	92	Regular Division	14.0
Dismissed or settled	23	23	46	Small Claims Division	9.5
Total	85	53	138		

Boldface headings indicate the classifications used by the NCSP.

^aCourt jurisdiction:

Data from the Oregon Tax Court are included in the general jurisdiction charts because ORS 305.405 designates the Tax Court as a court of general jurisdiction within the substantive areas defined by ORS 305.410.

^dCase definition or unit of count:

A civil case is counted with the filing of a petition or complaint.

^fBeginning pending figure for the 1978 court year does not equal the end pending figure for the 1977 court year:

Figures are as given in the annual report.

Source: Office of the State Court Administrator, 25th Annual Report Relating to Judicial Administration in the Courts of Oregon, 1978 (Salem, Oregon). Statistics are from the annual report except that totals have been computed where necessary.

OREGON DISTRICT COURT
Court of limited jurisdiction
23 counties, 51^c judges
January 1, 1978 to December 31, 1978

	Beginning pending	Filed	Disposed	End pending
Civil^d:				
Law:				
Civil	12,259 ^{fh}	31,600	30,350	13,509
Small claims	8,217 ^{fh}	43,422	40,648	10,991
Estate:				
Probate/wills/intestate:				
Decedents' estates	143	67	133 ^h	77
Total civil	20,619 ^{fh}	75,089	71,131	24,577
Criminal^d:				
Preliminary hearing:				
Felony	897 ^{hk}	9,220	9,108	1,009 ^k
Other criminal:				
Misdemeanor and violation offenses	20,889 ^{hk}	64,499	55,842	29,546 ^k
Total criminal	21,786 ^{hk}	73,719	64,950	30,555 ^k
Traffic:				
Total traffic	62,042 ^{hk}	455,151	438,279	78,914 ^k
Grand total	104,447 ^{fh}	603,959	574,360	134,046

Age of pending cases

	<u>Law</u>	<u>Small claims</u>	<u>Probate/wills/intestate</u>	<u>Preliminary hearing</u>	<u>Other criminal</u>	<u>Traffic</u>
Under 6 months	7,598	9,081	N/A	746	21,181	58,953
6+ to 12 months	4,218	1,596	N/A	133	4,711	10,327
Over 12 months	1,693	314	N/A	130	3,654	9,634
Over 36 months	(n)	(n)	3	(n)	(n)	(n)

Oregon District Court (continued)

Boldface headings indicate the classifications used by the NCSP.

N/A = This case type is handled by the court, but the data are unavailable.

X = The data for this case type are known to be included in the total but were not available by category.

c Judge information:

A total of 50.5 full-time equivalent judges served in the court during the year.

d Case definition or unit of count:

A civil case is counted with the filing of a petition or complaint.

The criminal case unit of count is the case number assigned at arraignment.

f Beginning pending figure for the 1978 court year does not equal the end pending figure for the 1977 court year:

Figures are as computed from data given in the annual report.

h Figure was computed:

Decedent's estates disposition figure was computed from filings and pending data.

Beginning pending figures were computed from filings, dispositions, and end pending data.

k Additional information:

The felony **preliminary hearing** pending figures do not include 23 cases classified as inactive from Multnomah County.

The **other criminal** pending figures do not include 4,605 cases classified as inactive in Multnomah County.

The **traffic** pending figures do not include 23,328 cases classified as inactive in Multnomah County.

n Information on time interval or age of pending data:

The number of **law, small claims, preliminary hearing, other criminal, and traffic** cases pending over 36 months are included in the over 12 months category and were not available separately.

Source: Office of the State Court Administrator, 25th Annual Report Relating to Judicial Administration in the Courts of Oregon, 1978 (Salem, Oregon). Statistics are from the annual report except that totals have been computed where necessary.

OREGON COUNTY COURT^a
Court of limited jurisdiction
9 counties, 9 judges
January 1, 1978 to December 31, 1978

	Beginning pending	Filed	Disposed	End pending
Civil^d:				
Domestic relations:				
Adoption	N/A	21	N/A	N/A
Estate:				
Probate/wills/intestate:				
Decedents' estates	220 ^l	97	127 ^h	190
Guardianship/conservatorship/trusteeship:				
Guardianship and conservatorship	175 ^h	31	20	186
Total	395	128	147	376
Mental health:				
Mental competency	N/A	0	N/A	N/A
Total civil ⁱ	395 ⁱ	149	147 ^l	376 ⁱ
Juvenile^d:				
Total juvenile	N/A	133	N/A	N/A
Grand total ⁱ	395 ⁱ	282	147 ^l	395 ⁱ

Age of pending cases

Over 36 months
Decedents' estates 64

Boldface headings indicate the classifications used by the NCSP.

N/A = This case type is handled by the court, but the data are unavailable.

a Court jurisdiction:

Four counties handle both **civil** and **juvenile cases**, two handle only **civil**, and three handle only **juvenile cases** in the County Court.

d Case definition or unit of count:

A civil case is counted with the filing of a petition or complaint.

A juvenile case is counted with the filing of a petition.

h Figure was computed:

Decedents' estates disposed figure was computed from filing and pending figures.

i Data are not complete:

Total **civil** pending and disposition figures do not include data for **adoption** and **mental health** cases. Filings include data for all categories.

Grand total pending and disposition figures do not include data for **adoption**, **mental competency**, or **juvenile cases**. Filings include data for all categories.

l Special source or revision in data:

Beginning pending figure for decedents' estates was obtained from Oregon's 1977 annual report.

Source: Office of the State Court Administrator, 24th, 25th Annual Report Relating to Judicial Administration in the Courts of Oregon, 1977, 1978 (Salem, Oregon). Statistics are from the annual reports except that totals have been computed where necessary.

OREGON JUSTICE COURT¹
 Court of limited jurisdiction
 44 courts, 44 judges
 January 1, 1978 to December 31, 1978

	Beginning pending	Filed	Disposed	End pending
Civil^d:				
Law:				
Civil	553 ^{fhi}	1,102 ⁱ	936 ^t	719 ⁱ
Small claims	<u>1,214^{fhi}</u>	<u>2,568ⁱ</u>	<u>2,494^t</u>	<u>1,288ⁱ</u>
Total civil	1,767 ^{fhi}	3,670 ⁱ	3,430 ^t	2,007 ⁱ
Criminal^d:				
Misdemeanor:				
Offenses	<u>1,552^{fhi}</u>	<u>7,638ⁱ</u>	<u>6,571^t</u>	<u>2,619ⁱ</u>
Total criminal	1,552 ^{fhi}	7,638 ⁱ	6,571 ^t	2,619 ⁱ
Traffic:				
Total traffic	15,423 ^{fhi}	145,846 ⁱ	143,930 ^t	17,339 ⁱ
Grand totalⁱ	<u>18,742^{fhi}</u>	<u>157,154ⁱ</u>	<u>153,931^t</u>	<u>21,965ⁱ</u>

Boldface headings indicate the classifications used by the NCSP.

^dCase definition or unit of count:

A civil case is counted with the filing of a petition or complaint.

The criminal case unit of count is the case number assigned at arraignment.

^fBeginning pending figures for the 1978 court year do not equal the end pending figure for the 1977 court year:

Figures are as calculated from data given in the annual report.

^hFigures were computed:

Beginning pending figures were computed from filing, disposition, and end pending data.

ⁱData are not complete:

Only 30 justice courts, out of a total of 44 courts, reported data for 1978. Incomplete data were reported for the courts in Madras, Jefferson County; and Nmyssa and Jordan Valley, Malheur County. Courts begin to report data as they are added to the statistical reporting.

Source: Office of the State Court Administrator, 25th Annual Report Relating to Judicial Administration in the Courts of Oregon, 1978 (Salem, Oregon). Statistics are from the annual report except that totals have been computed where necessary.

OREGON MUNICIPAL COURTⁱ
Court of limited jurisdiction
182¹ courts, 181 judges
January 1, 1978 to December 31, 1978

	Beginning pending	Filed	Disposed	End pending
Criminal^d:				
Ordinance violation:				
Other cases	5,821 ^{fhi}	21,206 ⁱ	20,375 ⁱ	6,652 ⁱ
Total criminal	5,821 ^{fhi}	21,206 ⁱ	20,375 ⁱ	6,652 ⁱ
Traffic:				
Other traffic violation:				
Major traffic offenses	5,822 ^{fhi}	13,555 ⁱ	12,355 ⁱ	7,022 ⁱ
Minor traffic offenses	28,119 ^{fhi}	172,141 ⁱ	164,493 ⁱ	35,767 ⁱ
Total	33,941 ^{fhi}	185,696 ⁱ	176,848 ⁱ	42,789 ⁱ
Total traffic	33,941 ^{fhi}	185,696 ⁱ	176,848 ⁱ	42,789 ⁱ
Grand total	39,762 ^{fhi}	206,902 ⁱ	197,223 ⁱ	49,441 ⁱ

Trial^d

Criminal	3,946 ⁱ
Traffic:	
Major traffic offenses	4,161 ⁱ
Minor traffic offenses	22,306 ⁱ
Total	26,467 ⁱ
Total	30,413 ⁱ

Boldface headings indicate the classifications used by the NCSP.

^dCase definition or unit of count:

The criminal case unit of count is the case number assigned at arraignment.

A jury trial is counted when the jury is sworn.

A non-jury trial is counted when the first witness is sworn.

^fBeginning pending figure for the 1978 court year does not equal the end pending figure for the 1977 court year:

Figures are as calculated from data given in the annual report.

^hFigure was computed:

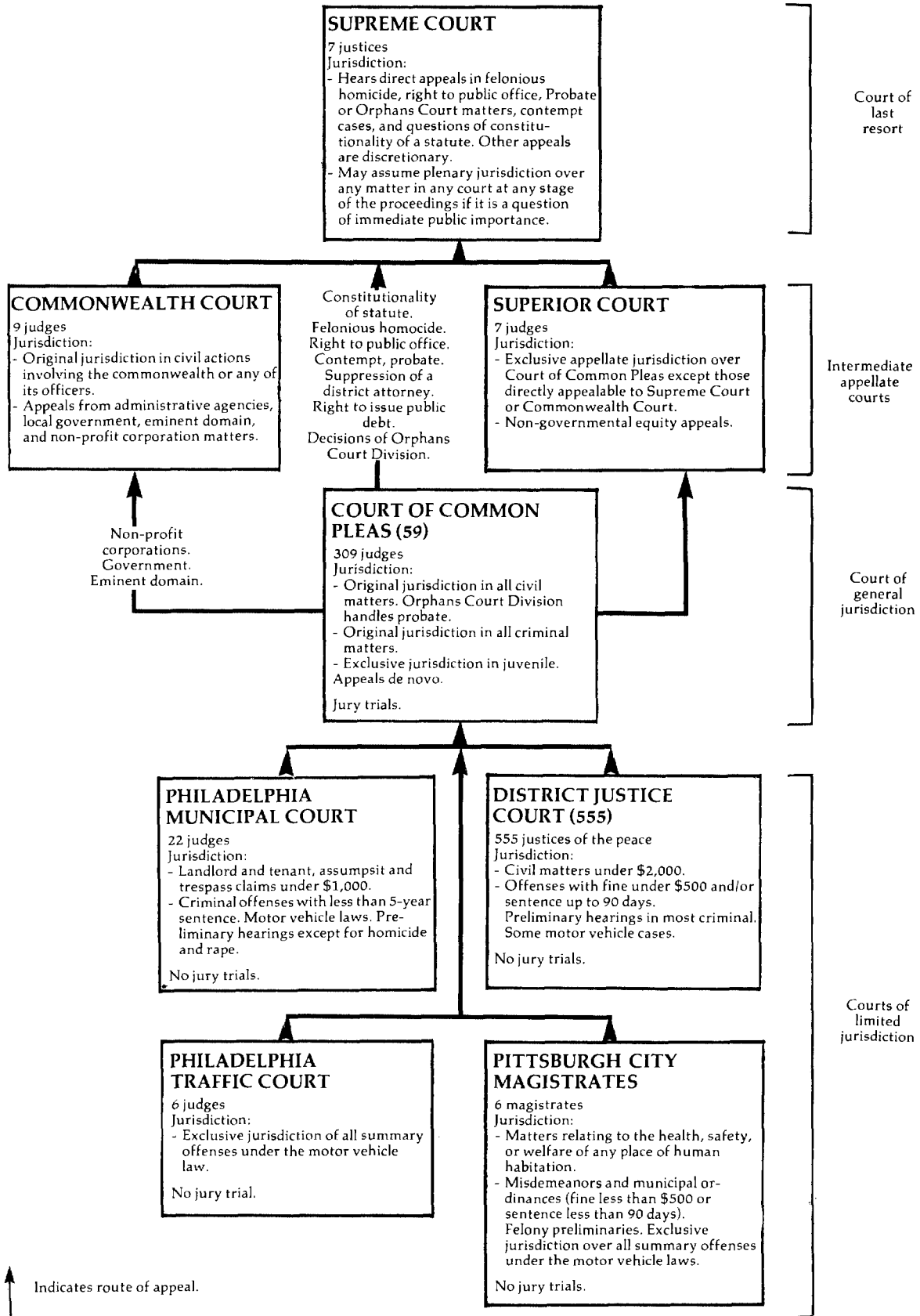
Beginning pending figures were computed from filing, disposition, and end pending data.

ⁱData are not complete:

Only 108 Municipal Courts reported data for 1978. Partial reports were received from the municipalities of Canyonville, Central Point, Chiloquin, Dundee, Fairview, Gresham, Hines, Huntington, Irrigon, Milton-Freewater, Mt. Angel, Prairie, Riddle and Seaside. Courts begin to report data as they are added to the statistical reporting system.

Source: Office of the State Court Administrator, 25th Annual Report Relating to Judicial Administration in the Courts of Oregon, 1978 (Salem, Oregon). Statistics are from the annual report except that totals have been computed where necessary.

PENNSYLVANIA COURT SYSTEM, 1978



PENNSYLVANIA SUPREME COURT
Court of last resort
7 justices
January 1, 1978 to December 31, 1978

	Beginning pending	Filed	Disposed	End pending
Cases:				
Appeals	N/A	818 (155) ^e	N/A	N/A
Total appeals	N/A	818 (155) ^e	N/A	N/A
Other cases:				
Original proceedings				
Requests to appeal:				
Petitions for allocatur	N/A	1,126	N/A (155) ^e	N/A
Total other cases.....	N/A	1,126	N/A (155) ^e	N/A
Total cases.....	N/A	1,944 (155) ^e	N/A (155) ^e	N/A
Other proceedings:				
Other matters:				
Miscellaneous petitions	N/A	1,262	N/A	N/A
Total other proceedings	N/A	1,262	N/A	N/A
<u>Manner of disposition</u>				
Majority opinions 384 ^m				
Per curiam 197				

Boldface headings indicate the classifications used by the NCSP.

Blank space = Not enough information is known. The case category may or may not be handled by the court.

N/A = This case type is handled by the court, but the data are unavailable.

^eCases not included in the total to avoid double counting:

 Petitions for allocatur that have been granted are not counted as disposed until the **appeal** is disposed; a filing is not counted for the resulting **appeal**. These granted petitions for allocatur are the numbers appearing in parentheses.

^mInformation on type of disposition or trial data:

 In addition to the 384 majority opinions written there were 93 concurring opinions, 14 concurring and dissenting opinions, 230 dissenting opinions, 16 opinions in support of affirmation, 23 opinions in support of reversal, and 1 separate opinion written.

Source: Administrative Office of the Pennsylvania Courts, 1978 Annual Report (Philadelphia, Pennsylvania). Statistics are from the annual report except that totals have been computed where necessary.

PENNSYLVANIA SUPERIOR COURT
Intermediate appellate court
7 judges
January 1, 1978 to December 31, 1978

	Beginning pending	Filed	Disposed	End pending
Cases:				
Appeals	N/A	4,495	N/A	N/A
Total appeals	N/A	4,495	N/A	N/A
Other cases:				
Original proceedings				
Requests to appeal				
Total other cases.....				
Total cases.....	N/A	4,495	N/A	N/A
Other proceedings:				
Other matters:				
Miscellaneous petitions	N/A	4,074	N/A	N/A
Total other proceedings	N/A	4,074	N/A	N/A

Manner of disposition

Written opinions filed 2,416

Boldface headings indicate the classifications used by the NCSP.

Blank space = Not enough information is known. The case category may or may not be handled by the court.

N/A = This case type is handled by the court, but the data are unavailable.

Source: Administrative Office of the Pennsylvania Courts, 1978 Annual Report (Philadelphia, Pennsylvania). Statistics are from the annual report except that totals have been computed where necessary.

PENNSYLVANIA COMMONWEALTH COURT^a
Intermediate appellate court
9 judges
January 1, 1978 to December 31, 1978

	Beginning pending	Filed	Disposed	End pending
Cases:				
Appeals:				
Appeal of trial court case:				
Appeals from Court of Common Pleas	N/A	696	N/A	N/A
Transfers from other courts	N/A	84	N/A	N/A
Total	N/A	780	N/A	N/A
Appeal of administrative agency case:				
Direct administrative appeals	N/A	2,054	N/A	N/A
Total appeals	N/A	2,834	N/A	N/A
Other cases:				
Original proceedings:				
Original jurisdiction	N/A	363	N/A	N/A
Requests to appeal				
Total other cases	N/A	363	N/A	N/A
Total cases	N/A	3,197	N/A	N/A

Manner of disposition

Written opinions handed down 769
Withdrawn, discontinued 39
Remanded, transferred, or dismissed 23
Dismissed for lack of prosecution..... 0
Stricken from list 18
Consolidated 157

Boldface headings indicate the classifications used by the NCSP.

Blank space = Not enough information is known. The case category may or may not be handled by the court.

N/A = This case type is handled by the court, but the data are unavailable.

^aCourt jurisdiction:

The Commonwealth Court only handles cases involving officials or offices of the Commonwealth of Pennsylvania.

Source: Administrative Office of the Pennsylvania Courts, 1978 Annual Report (Philadelphia, Pennsylvania). Statistics are from the annual report except that totals have been computed where necessary.

PENNSYLVANIA COURT OF COMMON PLEAS
Court of general jurisdiction
59 courts, 309 judges
January 1, 1978 to December 31, 1978

	Beginning pending	Filed	Disposed	End pending
Civil^d:				
Domestic relations:				
Marriage dissolution:				
Divorce	15,861	41,784	39,797	17,848
Support/custody:				
Custody	958	6,386	6,137	1,207
Adoption	864	6,549	6,283	1,128 ⁸
Other domestic relations:				
Domestic relations	7,585	56,151	54,909	8,827
Total	25,268	110,870	107,126	29,010 ⁸
Estate:				
Probate/wills/intestate:				
Orphans' court audits	1,401	19,616	19,551	1,466
Mental health	330	9,025	8,792	597 ⁸
Other civil:				
Civil ^j	21,074	20,279	19,921	21,432
Arbitration	15,993	26,316	28,395	13,914
Total	37,067	46,595	48,316	35,346
Total civil	64,066	186,106	183,785	66,419 ⁸
Criminal^d:				
Felony/misdemeanor:				
Criminal ^j	23,511	60,331	54,343	25,339 ⁸
Appeal:				
Miscellaneous ^j	2,126	11,387	10,706	2,807
Postconviction remedy:				
Postconviction appeals	642	844	623	863
Total criminal	26,279	72,562	65,672	29,009 ⁸
Juvenile:				
Total juvenile	6,272	37,365	37,750	5,887
Grand total	96,617	296,033	287,207	101,315 ⁸

	Trial ^d			Civil dispositions ^m		Criminal (felony/misdemeanor) dispositions	
	Jury	Non-jury	Total	Settlement	Hearing--settled	Guilty pleas	Nolle prossed
Civil ⁿ	1,898	3,717	5,615	9,669	1,818	23,477	8,594
Criminal (felony/misdemeanor)	3,055	4,850	7,905	794	794	10,062	10,062
Total	4,953	8,567	13,520	1,105	920	410	105
						Disposition in lieu of trial (rehabilitation program)	355
						Grand jury dismissals	355
						Other	3,435

Boldface headings indicate the classifications used by the NCSP.

^dCase definition or unit of count:

A civil case is counted with the filing of a petition or complaint.

The criminal case unit of count is the number of defendants on the information or indictment.

A jury trial is counted if tried to verdict.

A non-jury trial is counted if tried to completion (decision).

^eChange in pending does not equal the difference between filings and dispositions:

Figures are as given in the annual report.

^jExplanation of data included in the category:

Civil under **other civil** includes trespass, assumpsit, equity, and miscellaneous civil cases that are counted when the case is placed at issue as ready for trial.

Criminal under **felony/misdemeanor** includes felonies, misdemeanors, and trial de novo for appeal.

Miscellaneous appeals include criminal appeals from District Justice Courts and other miscellaneous court actions.

^mCategories for disposition type or trial data:

Civil trial and civil disposition data include only civil cases in the civil category.

Source: Administrative Office of the Pennsylvania Courts, 1978 Annual Report (Philadelphia, Pennsylvania). Statistics are from the annual report except that totals have been computed where necessary.

PHILADELPHIA MUNICIPAL COURT, PENNSYLVANIA
 Court of limited jurisdiction
 1 court, 22 judges
 January 1, 1978 to December 31, 1978

	Beginning pending	Filed	Disposed	End pending
Civil^d:				
Small claims	5,260	26,043	27,504	3,799
Real property rights:				
Landlord and tenant	1,165	18,073	18,458	780
Other civil:				
Code enforcement ^j	4,590	25,597	25,730	4,457
Total civil	11,015	69,713	71,692	9,036
Criminal^d:				
Misdemeanor:				
Criminal	3,858	30,960	29,005	5,5068
Private complaints ^j	0	10,277	10,277	0
Total	3,858	41,237	39,282	5,506
Preliminary hearing	1,076	10,954	10,983	1,047
Total criminal	4,934	52,191	50,265	6,5538
Grand total	15,949	121,904	121,957	15,589E

Non-jury trial^d
Criminal^m 3,793

Criminal dispositions^m
 Guilty pleas 2,525
 Nolle prossed 13,139
 ARD (rehabilitation program) 9,430
 Grand jury dismissals 0

Boldface headings indicate the classifications used by the NCSP.

^dCase definition or unit of count:

A civil case is counted with the filing of a petition or complaint.

The criminal case unit of count is the number of defendants on the information or indictment.

A non-jury trial is counted if tried to completion (decision). There are no jury trials in this court.

^SChange in pending does not equal the difference between filings and dispositions:

This was due in part to the placement of 511 records in deferred status and the reinstatement of 127 other records during the court year, a net change of -290 cases. Figures are as given in the annual report.

^jExplanation of data included in the category:

"Private complaints" are criminal complaints filed by a private citizen; "criminal" complaints are filed by the police.

Code enforcement pertains to violations regarding housing, property, etc.

^lSpecial source or revision in the data:

This figure was corrected in the Pennsylvania 1978 Annual Report.

^mCategories for disposition type or trial data:

Criminal trials and **criminal** disposition types are only for the criminal category listed as **misdemeanor**: criminal cases.

Source: Administrative Office of the Pennsylvania Courts, 1978 Annual Report (Philadelphia, Pennsylvania). Statistics are from the annual report except that totals have been computed where necessary.

PHILADELPHIA TRAFFIC COURT, PENNSYLVANIA
 Court of limited jurisdiction
 1 court, 6 judges
 January 1, 1978 to December 31, 1978

	Beginning pending	Filed	Disposed	End pending
Traffic^d:				
Total traffic	N/A	1,213,270	578,978	N/A
Grand total	N/A	1,213,270	578,978	N/A

Boldface headings indicate the classifications used by the NCSP.

N/A = This case type is handled by the court, but the data are unavailable.

^dCase definition or unit of count:

The traffic case unit of count is the number of defendants on the information, indictment, or complaint.

Source: Administrative Office of the Pennsylvania Courts, 1978 Annual Report (Philadelphia, Pennsylvania). Statistics are from the annual report except that totals have been computed where necessary.

PENNSYLVANIA DISTRICT JUSTICE COURT
Court of limited jurisdiction
555 courts, 555 justices of the peace
January 1, 1978 to December 31, 1978

	Beginning pending	Filed	Disposed	End pending
Civil^d:				
Law:				
Civil complaints	N/A	163,556	158,289	N/A
Total civil	N/A	163,556	158,289	N/A
Criminal^d:				
Ordinance violation:				
Non-traffic citations	N/A	227,824	188,528	N/A
Preliminary hearing:				
Misdemeanor/felony complaints	N/A	90,338	83,897	N/A
Other criminal:				
Summary complaints	N/A	115,818	93,187	N/A
Total criminal	N/A	433,980	365,612	N/A
Traffic:				
Total traffic	N/A	1,069,492	954,021	N/A
Grand total	N/A	1,667,028	1,477,922	N/A

Non-jury trial^d

Civil	37,014
Criminal	44,369
Traffic	77,089
Total	158,472

Civil dispositions

Settled at or before trial	33,341
Judgment by default	72,696
Withdrawal of complaint	2,727
Dismissed without prejudice	4,731
Closed--no service	5,761
Other	2,019

Criminal dispositions

	Ordinance violation	Preliminary hearing	Other criminal	Total
Non-jury trial:				
Trial conviction	14,316	--	10,949	25,265
Acquitted	13,064	--	6,040	19,104
Guilty plea	129,550	3,180	48,273	181,003
Substantive defective	1,400	--	274	1,674
Withdrawal of prosecution	14,921	13,263	11,451	39,635
Unable to locate	9,329	--	7,572	16,901
Settled at or before trial	2,126	4,240	6,819	13,185
Bound to court at preliminary hearing ...	--	29,202	--	29,202
Dismissal at preliminary hearing	--	12,611	--	12,611
Waiver of preliminary hearing	--	16,032	--	16,032
Declared fugitive	--	2,335	--	2,335
Other	3,822	3,034	1,809	8,665

Traffic dispositions

Non-jury trial:	
Acquitted	37,862
Trial conviction	39,227
Guilty plea	781,324
Substantive defect	7,194
Withdrawal of prosecution	31,448
Unable to locate	34,122
Other	22,844

Boldface headings indicate the classifications used by the NCSP.
N/A = This case type is handled by the court, but the data are unavailable.
-- = Not applicable.

^dCase definitions or unit of count:

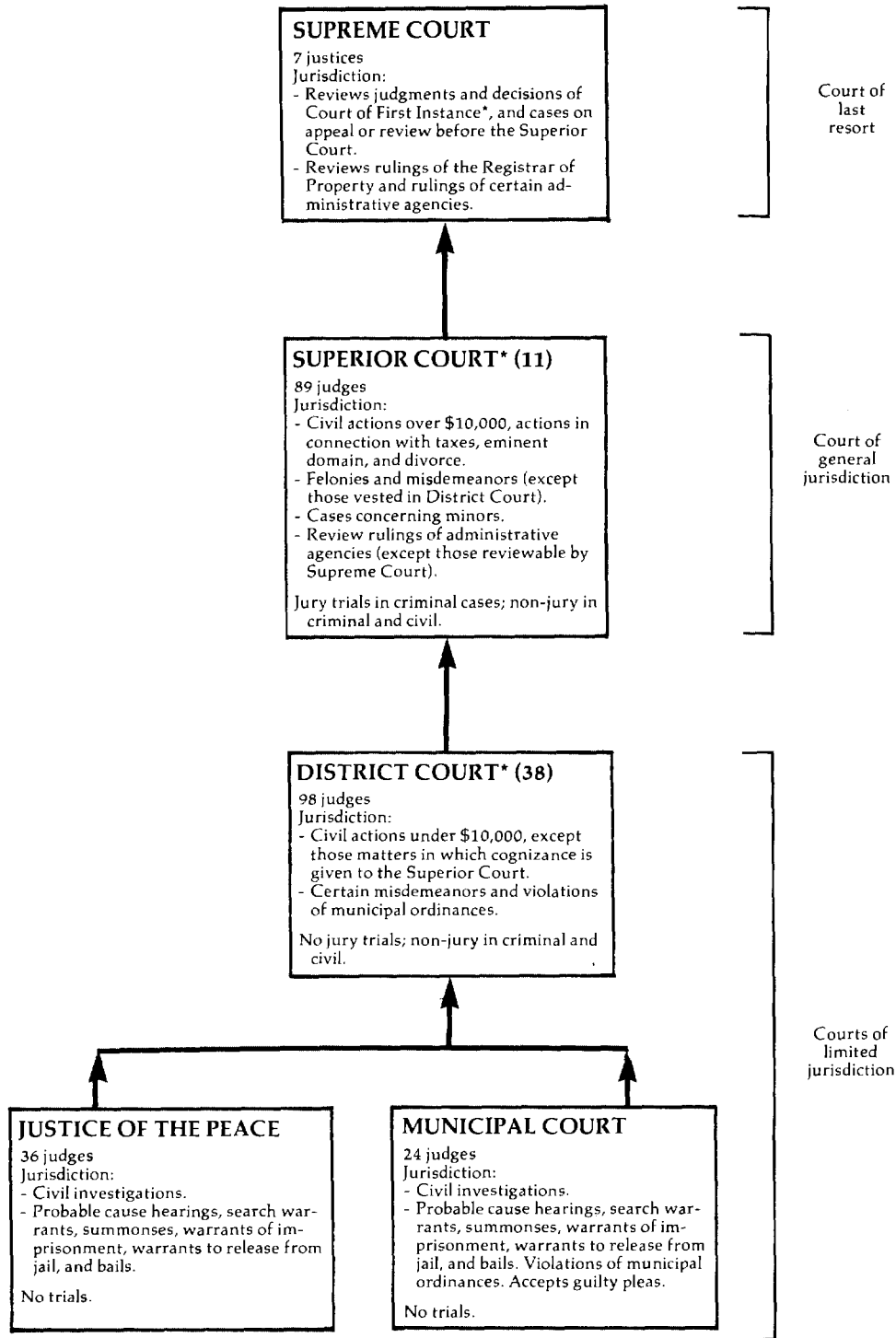
- A civil case is counted with the filing of a petition or complaint.
- The criminal case unit of count is the number of defendants on the information, indictment, or complaint.
- A non-jury trial is counted if tried to completion (decision).

Source: Administrative Office of the Pennsylvania Courts, 1978 Annual Report (Philadelphia, Pennsylvania). Statistics are from the annual report except that totals have been computed where necessary.

PITTSBURGH CITY MAGISTRATES COURT, PENNSYLVANIA
Court of limited jurisdiction
1 court, 6 magistrates
January 1, 1978 to December 31, 1978

There were no data available on the number of cases handled in the Pittsburgh City Magistrates Court in 1978.

PUERTO RICO COURT SYSTEM, 1978



↑ Indicates route of appeal.
 *The Court of First Instance consists of two divisions: the Superior Court and the District Court.

PUERTO RICO SUPREME COURT
Court of last resort
7 justices
July 1, 1977 to June 30, 1978

	Beginning pending	Filed ^J	Disposed	End pending
Cases:				
Appeals:				
Civil	16	25	36	5
Criminal	152	121	215	58
Appeal of administrative agency case:				
Agency decision reviews:				
Industrial Commission	2	42	30	14
Registrar of property	2	8	10	0
Labor Relations Board	7	19	17	9
Board of Electors	1	1	2	0
Total	12	70	59	23
Total appeals	180 ^f	216	310	86
Other cases:				
Original proceedings:				
Original jurisdiction:				
Habeas corpus	0	9	9	0
Mandamus	1	7	8	0
Quo warranto	4	0	0	4
Writ of prohibition	0	3	3	0
Total	5	19	20	4
Disciplinary matter:				
Professional conduct (against lawyer)	14	10	7	17
Bringing of charge (against judge)	2	0	2	0
Complaints of Puerto Rico Bar Association	0	1	0	1
Total	16	11	9	18
Advisory opinion cases:				
Certifications	0	5	3	2
Total	21	35	32	24
Requests to appeal:				
Extraordinary reviews:				
Certiorari	63	365	363	65
Civil reviews	125 ^f	520	540	105
Total	188 ^f	885	903	170
Total other cases	209 ^f	920	935	194
Total cases	389	1,136	1,245	280

Status of pending cases (6/30/78)¹

	Cases in process	
	Submitted	to be resolved
Appeals:		
Civil	2	3
Criminal	11	47
Agency	1	22
Total	14	72
Original proceedings:		
Original jurisdiction	0	4
Disciplinary matter	0	18
Advisory opinion	2	0
Total	2	22
Requests to appeal	17	153
Total cases	33	247

Manner of disposition

Opinion	66
Per curiam	33
Without opinion	1,146

Disposition of cases

	Appeals				Civil reviews	All other cases	Total
	Civil	Criminal	Agency	Total			
Affirmed	7	135	16	158	16	8	182
Reversed	4	17	12	33	72	78	183
Modified	0	11	0	11	51	11	73
Dismissed	24	40	1	65	10	4	79
Writ denied	0	0	26	26	374	272	672
Other	1	12	4	17	17	22	56
Total	36	215	59	310	540	395	1,245

Boldface headings indicate the classifications used by the NCSP.

^fBeginning pending figure for the 1978 court year does not equal the end pending figure for the 1977 court year. Figures are as given in the annual report.

^JExplanation of data included in the category:

Filed figures include new filings and restored cases.

Source: Office of Court Administration, Annual Report 1977-1978 (Hato Rey, Puerto Rico: 1979) (manuscript). Statistics are from the annual report except that totals have been computed where necessary. Translation assistance was supplied by the court administrative office during data verification.

PUERTO RICO SUPERIOR COURT
Court of general jurisdiction
11 districts, 89 judges
July 1, 1977 to June 30, 1978

	Beginning pending	Filed ^j	Disposed	End pending
Civil^d:				
Law:				
Debt collections	2,559 ^f	1,950	2,333	2,176
Wages	278 ^f	202	314	166
Total	2,837 ^f	2,152	2,647	2,342
Tort				
	7,721 ^f	3,564	4,687	6,598
Contract:				
Contract executions	16	6	8	14
Contract ratification	3	0	2	1
Note cancellation	149 ^f	305	267	187
Specific performance to contract	119 ^f	35	63	91
Contract cancellations	62 ^f	37	61	38
Action of nullification	127	61	81	107
Affidavits revision	0	0	0	0
Dissolution of corporation or firm	14 ^f	1	4	11
Total	490	445	486	449
Real property rights:				
Property	5,193 ^f	6,826	7,510	4,509
Transfer of farm title	6	1	6	1
Claim of rights	390 ^f	596	577	409
Expropriation	2,431 ^f	670	1,188	1,913
Total	8,020 ^f	8,093	9,281 ^l	6,832
Domestic relations:				
Marriage dissolution:				
Divorce	9,402 ^f	20,770	22,151	8,021
Other domestic relations	4,718 ^f	11,331	9,054	6,995
Total	14,120 ^{f1}	32,101	31,205	15,016
Appeal:				
Appeal of administrative agency case:				
Taxes	211 ^f	265	304	172
Appeal of trial court case:				
Appeals	(j)	(j)	(j)	(j)
Total	211 ^{f1}	265 ⁱ	304 ⁱ	172 ⁱ
Extraordinary writs				
	1,261 ^f	1,108	1,641	728
Other civil:				
Other special proceedings ^j	2,842 ^f	9,706	9,858	2,690
License to bear arms	2,090 ^f	35,614	35,776	1,928
Disability	7 ^f	16	14	9
Other actions ^j	2,036 ^f	1,287	1,540	1,783
Total	6,975 ^f	46,623	47,188	6,410
Total civil	41,635 ^f	94,351	97,439	38,547
Criminal^d:				
Felony	10,268 ^f	10,212	12,246	8,228
Misdemeanor	7,884 ^f	9,001	10,191	6,694
Preliminary hearing	58 ^f	731	646	143
Appeal	(j)	(j)	(j)	(j)
Total criminal	18,210 ^f	19,944	23,083	15,058
Juvenile^d:				
Criminal-type offense:				
Charges	1,449 ^f	5,595	6,085	959
Total juvenile	1,449 ^f	5,595	6,085	959
Grand total	61,294 ^f	119,890	126,607 ^l	54,564 ⁸

Trial^{d1}

Civil dispositions¹

Civil:	Trial ^{d1}			Civil dispositions ¹					
	Jury	Non-jury	Total	Settled	Dismissed	Transfers	Uncontested	Other ^m	
Civil:									
Law	--	371	371	328	918	83	150	1,168	
Tort	--	505	505	1,224	1,606	162	88	1,607	
Contract	--	76	76	41	118	15	55	257	
Real property rights	--	899	899	1,029	3,004	80	2,107	3,061	
Domestic relations:									
Marriage dissolution	--	3,214	3,214	14	5,733	257	4,945	11,202	
Other domestic relations	--	735	735	700	3,231	1,070	2,062	1,991	
Total	--	3,949	3,949	714	8,964	1,327	7,007	13,193	
Appeal:									
Appeal of administrative agency case	--	124	124	10	50	1	78	165	
Appeal of trial court case	--	(j)	(j)	(j)	(j)	(j)	(j)	(j)	
Total	--	124 ⁱ	124 ⁱ	10 ⁱ	50 ⁱ	1 ⁱ	78 ⁱ	165 ⁱ	
Extraordinary writs									
	--	247	247	84	749	32	128	648	
Other civil	--	1,166	1,166	888	3,724	307	39,249	3,020	
Total	--	7,337	7,337	4,318	19,133	2,007	48,862	23,119	
Criminal:									
Felony	338	2,148	2,486						
Misdemeanor	34	2,147	2,181						
Total	372	4,295	4,667						
Grand total	362	11,632	12,004						

Puerto Rico Superior Court (continued)

Criminal dispositions

	<u>Felony</u>	<u>Misdemeanor</u>	<u>Preliminary hearing</u>	<u>Total</u>
Jury trial:				
Convicted	195 ¹	11 ¹	--	206 ¹
Acquitted	143 ¹	23 ¹	--	166 ¹
Non-jury trial:				
Convicted	1,158 ¹	862 ¹	--	2,020 ¹
Acquitted	990 ¹	1,285 ¹	--	2,275 ¹
Guilty plea	4,891 ¹	2,795 ¹	--	7,686 ¹
Total conviction	6,184	3,636	--	9,820
Dismissed	3,791	3,912	--	7,703
Transferred	147	136	--	283
Probable cause found	--	--	243	243
No probable cause found	--	--	221	221
Other				

Age of cases at disposition:

Time interval (months)

	<u>less than 3 months</u>	<u>3-6 months</u>	<u>6-9 months</u>	<u>9-12 months</u>	<u>12-18 months</u>	<u>18-24 months</u>	<u>24 months and over</u>						
Civil	45,553	4,362	2,156	1,146	1,206	520	1,256						
Criminal	<u>less than 1 month</u>	<u>1-2 months</u>	<u>2-3 months</u>	<u>3-4 months</u>	<u>4-5 months</u>	<u>5-6 months</u>	<u>6-9 months</u>	<u>9-12 months</u>	<u>12-15 months</u>	<u>15-18 months</u>	<u>18-21 months</u>	<u>21-24 months</u>	<u>24 months and over</u>
	335	542	563	540	467	379	857	390	220	188	46	35	105
Juvenile	<u>less than 1 month</u>	<u>1-2 months</u>	<u>2-3 months</u>	<u>3-4 months</u>	<u>4-5 months</u>	<u>5-6 months</u>	<u>6-7 months</u>	<u>7-10 months</u>	<u>10-13 months</u>	<u>13-19 months</u>	<u>19-25 months</u>	<u>25 months and over</u>	
	300	1,212	1,226	474	202	132	77	138	83	97	23	177	

Age of pending cases

	<u>6 months and under</u>	<u>6 months to 1 year</u>	<u>1-2 years</u>	<u>2-3 years</u>	<u>3-4 years</u>	<u>4-5 years</u>	<u>5-6 years</u>	<u>6-7 years</u>	<u>7 years and over</u>
Civil	18,996	7,024	5,978	2,571	1,381	859	595	441	702
Criminal	6,003	1,671	1,506	1,174	1,247	1,094	676	529	586

Boldface headings indicate the classifications used by the NCSP.
 -- = Not applicable.

^dCase definition or unit of count:

A civil case is counted with the filing of a petition or complaint.
 The criminal case unit of count is the number of charges.
 The juvenile case unit of count is the number of charges filed.
 A trial is counted if tried to verdict or decision.

^fThe beginning pending figure for the 1978 court year does not equal the end pending figure for the 1977 court year:

Figures are as given in the annual report.

ⁱData are not complete:

Civil appeals total figures do not include **appeal of trial court cases**. **Appeal of trial court cases** data are included by category with other civil data for caseload inventory, trial, and disposition data.

^jExplanation of data included in the category:

Filed figures include original filings, transfers, and reopened cases.

Appeals of trial court cases are included according to the case type for caseload inventory, trial, and disposition data. The number of **appeals** filed in each category was given, but the number of dispositions and pendings could not be separated.

Other special proceedings include declaration of heir, confiscation, permission of law, and recovery.

Other actions include declaration of private title, nullity of fraudulent trespass, and supplementary orders issued to impugn the document.

^lSpecial source or revision in the data:

Breakdowns for trial, **civil** disposition data, and **criminal** jury and non-jury trial disposition data into categories were supplied by the administrative office of the court during data verification.

Grand total cases disposed figure was corrected by the court administrative office during data verification.

^mCategories for disposition type or trial data:

Civil non-jury trials are the number of contested cases concluded.

Appeal of trial court case data are included according to the case type for **civil** trial and **civil** disposition data.

Source: Office of Court Administration, Annual Report 1977-1978 (Hato Rey, Puerto Rico: 1979). Statistics are from the annual report except that totals have been computed where necessary. Translation assistance and additional data were supplied by the administrative office of the court during data verification.

PUERTO RICO DISTRICT COURT
 Court of limited jurisdiction
 38 courts, 98 judges
 July 1, 1977 to June 30, 1978

	Beginning pending	Filed ^j	Disposed	End pending
Civil^d:				
Law:				
Debt collections	14,005 ^f	34,869	34,683	14,191
Wages	588 ^f	959	982	565
Total	14,593 ^f	35,828	35,665	14,756
Tort	1,754 ^f	1,925	2,004	1,675
Real property rights:				
Property	550 ^f	729	880	399
Domestic relations:				
Family relations	367 ^f	2,932	2,996	303
Appeal:				
Appeal of administrative agency case:				
Taxes	3 ^f	4	4	3
Other civil:				
Special proceedings	1,015 ^f	3,601	3,580	1,036
Other	630 ^f	1,090	1,218	502
Total	1,645 ^f	4,691	4,798	1,538
Total civil	18,912 ^f	46,109	46,347	18,674
Criminal^d:				
Misdemeanor:				
Criminal categories	10,449 ^f	41,284	43,445	8,288
Ordinance violation:				
Infractions of municipal ordinances except traffic	97 ^f	270	318	49
Preliminary hearing	10,228 ^f	15,081	15,628	9,681
Total criminal	20,774 ^f	56,635	59,391	18,018
Traffic:				
Total traffic	10,938 ^f	49,601	52,353	8,186
Grand total	50,624 ^f	152,345	158,091	44,878

	<u>Trial^{d1}</u>			<u>Civil dispositions¹</u>				
	Jury	Non-jury	Total	Settled	Dismissed	Transferred	Uncontested	Other
Civil:^m								
Law	--	2,685	2,685	1,400	18,918	860	3,634	10,853
Tort	--	293	293	419	880	99	107	499
Real property rights	--	105	105	53	453	31	123	220
Domestic relations	--	428	428	5	132	41	2,073	745
Appeal:								
Appeal of administrative agency case								
	--	0	0	0	2	1	1	0
Other civil	--	1,007	1,007	135	1,327	124	1,473	1,739
Total	--	4,518	4,518	2,012	21,712	1,156	7,411	14,056
Criminal	--	N/A	N/A					
Traffic	--	N/A	N/A					

<u>Traffic dispositions</u>			<u>Criminal dispositions</u>			
	Jury	Non-jury		Misdemeanor and Ordinance violation	Preliminary hearing	Total
Non-jury trial:						
Convicted		2,700	Convicted	2,755	--	2,755
Acquitted		2,916	Acquitted	6,419	2,398	8,817
Guilty plea		31,794	Guilty plea	12,972	--	12,972
Total conviction		34,494	Total conviction	15,727	--	15,727
Dismissed		11,247	Dismissed	19,071	1,193	20,264
Transferred		3,696	Transferred	810	--	810
			Transferred to Superior Court on misdemeanor	--	240	240
			Nolle prosequi	--	2,519	2,519
			Probable cause found	--	7,336	7,336

Boldface headings indicate the classifications used by the NCSP.

N/A = This case type is handled by the court but the data were unavailable.

-- = Not applicable.

dCase definition or unit of count:

A civil case is counted with the filing of a petition or complaint.

The criminal case unit of count is the number of charges.

A trial is counted if tried to verdict or decision.

fThe beginning pending figure for the 1978 court year does not equal the end pending figure for the 1977 court year.

Figures are as given in the annual report.

JExplanation of data included in the category:

Filed figures include original filings, transfers, and reopened cases.

lSpecial source or revision in the data:

Breakdowns for civil trial and disposition data were supplied by the administrative office of the court during data verification.

mCategories for disposition type or trial data:

Civil non-jury trials are the number of contested civil cases concluded by trial.

Source: Office of Court Administration, Annual Report 1977-1978 (Hato Rey, Puerto Rico: 1979) (manuscript). Statistics are from the annual report except that totals have been computed where necessary. Translation assistance and additional data were supplied by the administrative office of the court during data verification.

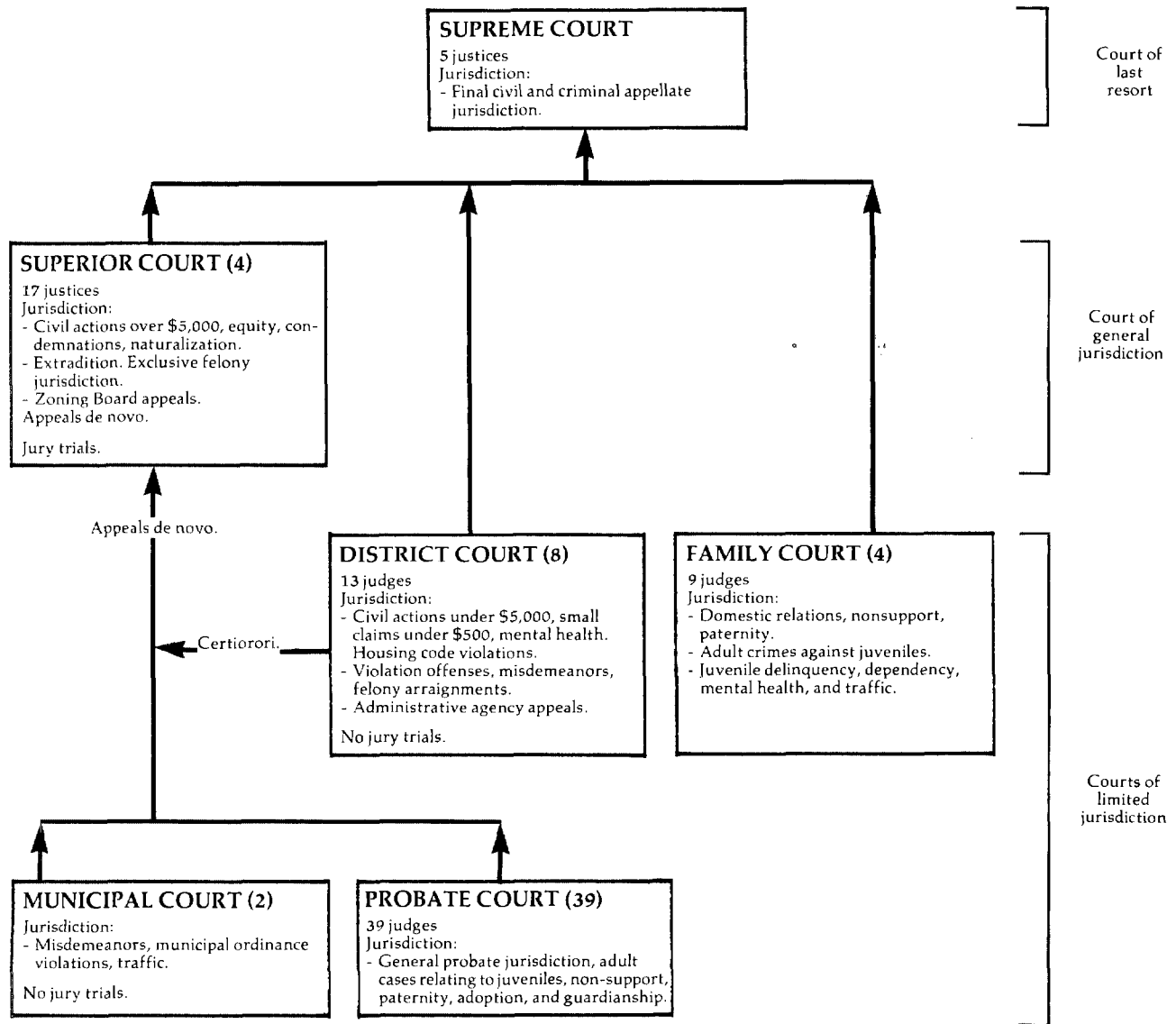
PUERTO RICO JUSTICES OF THE PEACE
 Court of limited jurisdiction
 36 judges
 July 1, 1977 to June 30, 1978

There were no data available for cases handled by the Justices of the Peace for 1978.

PUERTO RICO MUNICIPAL COURT
 Court of limited jurisdiction
 24 judges
 July 1, 1977 to June 30, 1978

There were no data available for cases handled by the Municipal Court for 1978.

RHODE ISLAND COURT SYSTEM, 1978



↑ Indicates route of appeal.

RHODE ISLAND SUPREME COURT
Court of last resort
5 justices
October 1, 1977 to September 30, 1978

	Beginning pending	Filed	Disposed	End pending
Cases:				
Appeals:				
Civil:				
Civil	X	148	X	X
Family Court	X	31	X	X
Total	X	179	X	X
Criminal:				
Criminal	X	82	X	X
Appeal of administrative agency case:				
Workmen's compensation	X	26	X	X
Total appeals	X	287	X	X
Other cases:				
Original proceedings:				
Original jurisdiction:				
Habeas corpus	X	17	X	X
Miscellaneous petitions	X	15 ¹	X	X
Total	X	32	X	X
Disciplinary:				
Bar disciplinary	X	13 ¹	X	X
Advisory opinion	X	0	X	X
Total	X	45	X	X
Requests to appeal:				
Certiorari	X	113	X	X
Total other cases	X	158	X	X
<hr/>				
Total cases	521	445	408 ^h	558
Other proceedings:				
Other matters:				
Federal certification	N/A	31 ¹	N/A	N/A
Petitions on bar exams	N/A	12 ¹	N/A	N/A
Total	N/A	15 ¹	N/A	N/A
Total other proceedings	N/A	15	N/A	N/A

Boldface headings indicate the classifications used by the NCSP.

N/A = This case type is handled by the court but the data are unavailable.

X = The data for this case type are known to be included in the total but were not available by category.

^hExplanation of data included in the category:

"Rule 16 (g)" cases are motions to affirm a lower court decision--no basis for appeal.

¹Special source or revision in the data:

Filing figures for miscellaneous petitions, bar disciplinary, and other proceedings were supplied by the administrative office of the courts during data verification.

Source: Administrative Office of the Courts, Report on the Judiciary, 1978 (Providence, Rhode Island). Statistics are from the annual report except that totals have been computed where necessary, and additional information was supplied by the administrative office of the courts during data verification.

RHODE ISLAND SUPERIOR COURT
 Court of general jurisdiction
 4 counties, 17 justices
 January 1, 1978 to December 31, 1978

	Beginning pending	Filed	Disposed	End pending
Civil^d:				
Appeal:				
Appeal of trial court case:				
Civil appeals ¹	N/A	442	N/A	N/A
Probate appeals	N/A	63	N/A	N/A
Total	N/A	505	N/A	N/A
Other civil:				
Civil	N/A	5,677 ¹	N/A	N/A
Miscellaneous petitions	N/A	613	N/A	N/A
Total	<u>N/A</u>	<u>6,290</u>	<u>N/A</u>	<u>N/A</u>
Total civil	N/A	6,795	N/A	N/A
Criminal^d:				
Felony:				
Indictments	N/A	2,396	N/A	N/A
Misdemeanor	N/A	494 ¹	N/A	N/A
Appeal	<u>N/A</u>	<u>291¹</u>	<u>N/A</u>	<u>N/A</u>
Total criminal	N/A	3,181	N/A	N/A
Grand total	N/A	9,976	N/A	N/A

Boldface headings indicate the classifications used by the NCSP.

N/A = This case type is handled by the court but the data are unavailable.

^dCase definition or unit of count:

A civil case is counted with the filing of a petition or complaint.

The criminal case unit of count is the number of indictments.

¹Special source or revision in data:

Civil appeal filing figure was obtained from District Court data.

Misdemeanor filing figure was supplied by the state court administrative office during data verification.

Criminal appeals filing figure was obtained from District Court data.

Source: Administrative Office of the Courts, Report on the Judiciary, 1978 (Providence, Rhode Island). Statistics are from the annual report except that totals have been computed where necessary, and revisions were made by the administrative office of the courts during data verification.

RHODE ISLAND DISTRICT COURT^k
Court of limited jurisdiction
8 divisions, 13 judges
January 1, 1978 to December 31, 1978

	Beginning pending	Filed	Disposed	End pending
Civil^d:				
Law:				
Regular civil	N/A	22,394	17,413 ^j	N/A
Small claims	N/A	6,802	5,382 ^j	N/A
Total civil	N/A	29,196	22,795	N/A
Criminal^d:				
Misdemeanor^j	N/A	25,545 ^j	26,954 ^j	N/A
Preliminary hearing:				
Felony	N/A	5,912	7,192	N/A
Total criminal	N/A	31,457	34,146	N/A
Traffic^j:				
Total traffic ^j	N/A	(j)	(j)	N/A
Grand total^l	N/A	60,653	56,941	N/A

Non-jury trial^d

Civil (Law) 2,741

Boldface headings indicate the classifications used by the NCSP.
N/A = This case type is handled by the court but the data are unavailable.
--- = Not applicable.

^dCase definition or unit of count:

A civil case is counted with the filing of a petition or complaint.

The criminal case unit of count is the number of indictments or complaints.

A non-jury trial is counted at the point when an opening statement or the introduction of any evidence occurs. Criminal trials include changed pleas.

^jExplanation of data included in the category:

Civil law disposition figure is the sum of trials and judgments after default.

Small claims disposed are the sum of **small claims** hearings, defaults, and settlements.

Traffic cases not handled by the Administrative Adjudication Division are included with the **misdemeanor** data.

^kAdditional information:

Most traffic (motor vehicle) violations are handled by the Administrative Adjudication Division of the Department of Transportation and therefore are not included in figures given.

Source: Administrative Office of the Courts, Report on the Judiciary, 1978 (Providence, Rhode Island). Statistics are from the annual report except that totals have been computed where necessary.

RHODE ISLAND FAMILY COURT
 Court of limited jurisdiction
 4 counties, 9 judges
 January 1, 1978 to December 31, 1978

	Beginning pending	Filed	Disposed	End pending
Civil^d:				
Domestic relations:				
Marriage dissolution:				
Absolute divorce	N/A	4,569	N/A	N/A
Adoption	N/A	431	N/A	N/A
Other domestic relations:				
Termination of parental rights	N/A	134	N/A	N/A
Total	<u>N/A</u>	<u>5,134</u>	<u>N/A</u>	<u>N/A</u>
Total civil	N/A	5,134	N/A	N/A
Juvenile:				
Criminal-type offense:				
Wayward/delinquent	N/A	6,400	N/A	N/A
Non-offense:				
Dependency, neglect, and abuse	N/A	420	N/A	N/A
Other juvenile:				
Child marriages	N/A	28	N/A	N/A
Other	N/A	40	N/A	N/A
Total	<u>N/A</u>	<u>68</u>	<u>N/A</u>	<u>N/A</u>
Total juvenile	N/A	6,888	N/A	N/A
Grand total	N/A	12,022	N/A	N/A

Boldface headings indicate the classifications used by the NCSP.
 N/A = This case type is handled by the court, but the data are unavailable.

^dCase definition or unit of count:
 A civil case is counted with the filing of a petition or complaint.
 The criminal case unit of count is the number of indictments or complaints.

Source: Administrative Office of the Courts, Report on the Judiciary, 1978 (Providence, Rhode Island). Statistics are from the annual report except that totals have been computed where necessary.

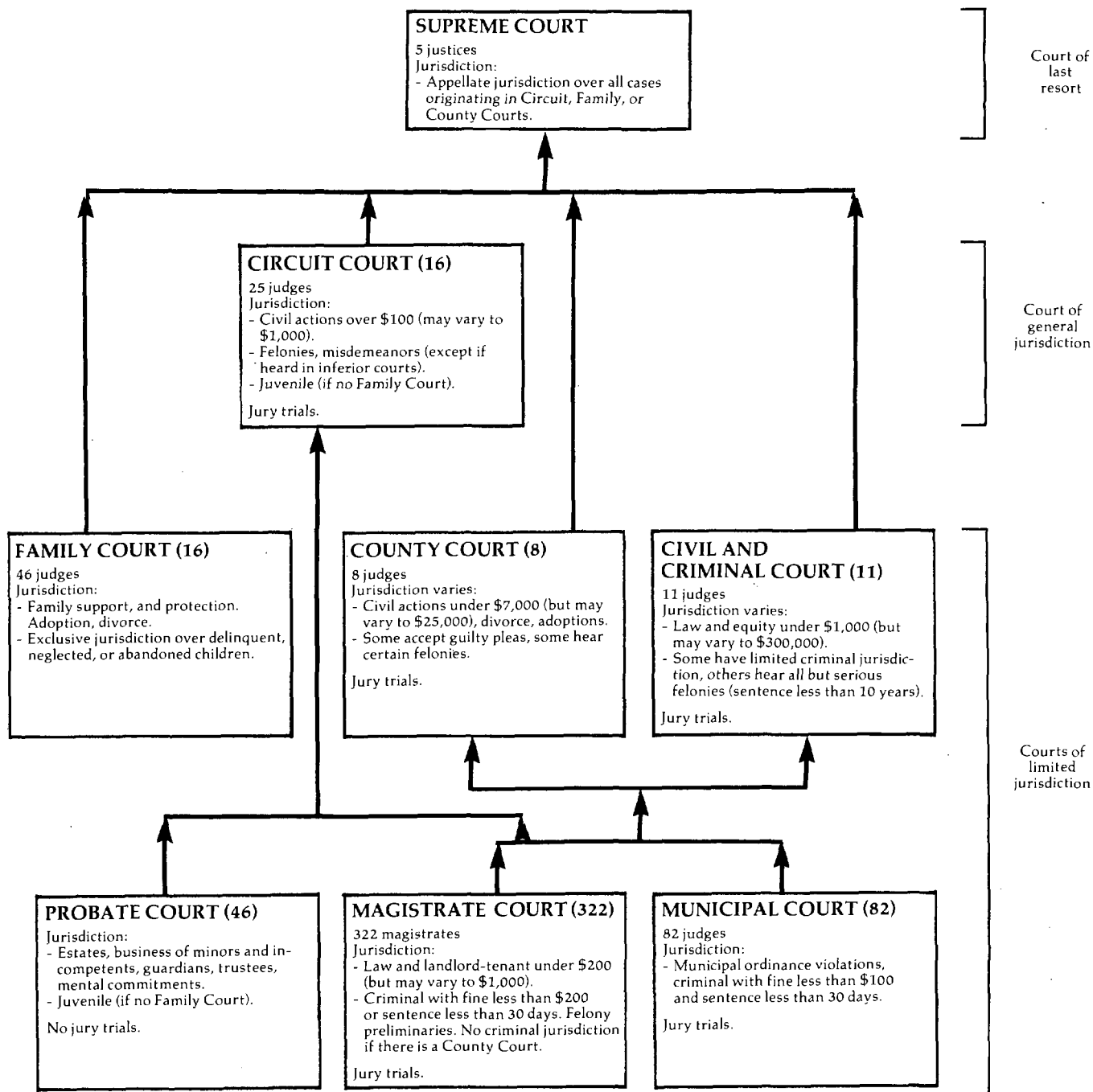
RHODE ISLAND MUNICIPAL COURT
 Court of limited jurisdiction
 2 courts
 January 1, 1978 to December 31, 1978

There were no data available for cases handled in the Municipal Court for 1978. The Municipal Courts are local courts operated independently by two cities.

RHODE ISLAND PROBATE COURT
 Court of limited jurisdiction
 39 courts, 39 judges
 January 1, 1978 to December 31, 1978

There were no data available for cases handled in the Probate Court for 1978. The Probate Court function is handled by independent probate judges chosen and paid by each of the 39 cities and towns.

SOUTH CAROLINA COURT SYSTEM, 1978



↑ Indicates route of appeal.

SOUTH CAROLINA SUPREME COURT
Court of last resort
5 justices
January 1, 1978 to December 31, 1978

	Beginning pending	Filed ^d	Disposed	End pending
Cases:				
Appeals:				
Civil ^j	235 ^l	428	X	X
Criminal ^j	22 ^l	208	X	X
Postconviction remedy:				
Postconviction	7 ^l	48	X	X
Total appeals	264 ^l	684	X	X
Other cases:				
Original proceedings:				
Original jurisdiction	0	8	X	X
Disciplinary matter	0	22	X	X
Total	0	30	X	X
Requests to appeal	0	30	X	X
Total other cases	0	30	X	X
Total cases	264 ^l	714	684 ^h	294
Other proceedings:				
Other matters:				
Motions	0	423	413	10
Total other proceedings	0	423	413	10
<u>Manner of disposition</u>				
Regular opinions		274		
Rule 23 (memorandum opinions)		171		
Total		445		

Boldface headings indicate the classifications used by the NCSP.

Blank space = Not enough information is known. The case category may or may not be handled by the court.

^dCase definition or unit of count:

A case is counted in this court only when it is docketed. Notices of appeal are filed on many cases that are never docketed. There were 1,095 notices of appeal filed with this court during 1978.

^hFigure was computed:

The number of cases disposed was computed by subtracting the number of cases pending at the end of the year from the number pending at the beginning of the year and filed during it.

^jExplanation of data included in the category:

Civil appeals include "straight" and Rule 29 appeals and appeals of cases from the Family Court.

Criminal appeals include regular and "no merit" appeals.

^lSpecial source or revision in the data:

The beginning figures were taken from an unpublished report from the office of the clerk of court concerning the 1977 caseload, in which these figures were given as the end pending figures for 1977.

Source: Unpublished data provided by the clerk of the Supreme Court. Statistics are from the unpublished data except that totals have been computed where necessary.

SOUTH CAROLINA CIRCUIT COURT^{ab}
Court of general jurisdiction
16 circuits, 25 judges
July 1, 1977 to June 30, 1978^b

	Beginning pending	Filed	Disposed	End pending
Civil^d:				
Total civil	16,969 ^f	28,300	27,947	17,322
Criminal^d:				
Felony/misdemeanor:				
Criminal ^j	9,232 ^{f1}	30,308 ^l	30,868	8,672
Total criminal ^j	9,232 ^{f1}	30,308 ^l	30,868	8,672
Grand total ^j	26,201 ^f	58,608	58,815	25,994

<u>Trial^d</u>	<u>Civil dispositions</u>
Civil	854
	Settlement
	Voluntary dismissal
	Involuntary dismissal/nonsuit ...
	Default
	Transfer to other court
	Final order
	Other disposition

Boldface headings indicate the classifications used by the NCSP.

^aCourt jurisdiction:

The Circuit Court in South Carolina is divided into two parts: civil cases are heard in Court of Common Pleas, criminal cases in the Court of General Sessions.

^bParticular court or reporting system information:

On July 1, 1978 nine County Courts were phased out, and all cases pending in them were transferred to the Circuit Court.

The reporting period for this court changed in 1978 from the calendar to the fiscal year. As a result, there is a 6-month overlap for this court between data reported for 1977 and 1978.

^dCase definition or unit of count:

A civil case is counted with the filing of a petition or complaint.

The criminal case unit of count is the number of indictments.

A trial is counted if the case is concluded by trial, and judgment on the verdict has been rendered and filed.

^fBeginning pending figure for the 1977 court year does not equal the end pending figure for the 1976 court year:

Figures are as given in the annual report and additional information.

^jExplanation of data included in the category:

Criminal data for felony/misdemeanor, total criminal, and grand total include criminal cases handled in the County Court and Civil and Criminal Court.

^lSpecial source or revision in data:

Criminal beginning pending and filed figures were supplied by the court administration office during the data verification process.

Source: The Judicial Department of South Carolina, Annual Report 1979 (Darlington, South Carolina). Statistics are from annual report except that totals have been computed where necessary, and additional data were supplied by the administrative office of the court.

SOUTH CAROLINA COUNTY COURTS^{a, b} AND CIVIL AND CRIMINAL COURT
 Court of limited jurisdiction
 8^b courts, 8 judges; 11 courts, 11 judges
 July 1, 1977 to June 30, 1978^b

	Beginning pending	Filed	Disposed	End pending
Civil^d:				
Total civil	14,446 ^f	10,955	17,361	8,040
Criminal^d:				
Total criminal	(k)	(k)	(k)	(k)
Grand total	14,446 ^{f1}	10,955 ¹	17,361 ¹	8,040 ¹

<u>Trial^d</u>	<u>Civil dispositions</u>
Civil	398
	Settlement
	Voluntary dismissal
	Involuntary dismissal/nonsuit ...
	Default
	Transfer to other court
	Final order
	Other disposition

Boldface headings indicate the classifications used by the NCSP.

^aCourt jurisdiction:

On July 1, 1977, all cases involving domestic relations or juvenile matters were transferred to the Family Court.

^bParticular court or reporting system information:

During the year, nine County Courts were phased out and all cases pending in them were transferred to the Circuit Court. Eight courts remained in operation at the end of the period.

The reporting period for this court changed in 1978 from the calendar to the fiscal year. As a result, there is a 6-month overlap for this court between data reported for 1977 and 1978.

^dCase definition or unit of count:

A civil case is counted with the filing of a petition or complaint.

The criminal case unit of count is the number of indictments.

A trial is counted if the case is concluded by trial, and judgment on the verdict has been rendered and filed.

^fBeginning pending figure for the 1978 court year does not equal the end pending figure for the 1977 court year:

This difference was caused by the change of reporting period from calendar year to fiscal year for caseload data for this court.

¹Data are not complete:

Data for criminal cases handled in this court are not available here.

^kAdditional information:

Pending, filed, and disposed figures for total criminal are included in the criminal section of the Circuit Court data chart. A total of 1,867 criminal warrants were filed.

^mInformation on disposition type or trial data:

Of the cases transferred to other courts, 3,391 of the 3,875 were cases transferred as a result of the court location being phased out.

Source: The Judicial Department of South Carolina, Annual Report 1979 (Darlington, South Carolina). Statistics are from the annual report except that totals have been computed where necessary.

SOUTH CAROLINA FAMILY COURT^a
 Court of limited jurisdiction
 16 courts, 46 judges
 July 1, 1977 to June 30, 1978^b

	Beginning pending	Filed	Disposed	End pending
Civil^d:				
Domestic relations:				
Marriage dissolution:				
Divorce	X	X	14,303	X
Legal separation	X	X	768	X
Annulment	X	X	282	X
Total	X	X	15,353	X
Support/custody:				
Custody	X	X	2,373	X
Support	X	X	8,298	X
Visitation	X	X	518	X
Total	X	X	11,189	X
Adoption	X	X	1,546	X
Other domestic relations:				
Paternity	X	X	133	X
Termination of parental rights	X	X	118	X
All other categories	X	X	13,537	X
Total	X	X	13,788	X
Other civil:				
Change of name	X	X	942	X
Correction of birth record	X	X	51	
Total	X	X	993	X
Total civil	X	X	42,869	X
Traffic:				
Other traffic violation:				
Juvenile--traffic law violation	X	X	2,573	X
Total traffic	X	X	2,573	X
Juvenile:				
Criminal-type offense:				
Delinquency	X	X	3,356	X
Felony	X	X	4,301	X
Misdemeanor	X	X	3,960	X
Drug law	X	X	398	X
Total	X	X	12,015	X
Non-offense:				
Neglect proceeding	X	X	178	X
Abandonment proceeding	X	X	21	X
Total	X	X	199	X
Other juvenile:				
Mental commitment of minor	X	X	51	X
Habeas corpus	X	X	9	X
Other	X	X	3,277	X
Total	X	X	3,337	X
Total juvenile	X	X	15,551	X
Grand total	18,648 ^f	63,161	60,993	20,816

Boldface headings indicate the classifications used by the NCSP.

X = The data for this case type are known to be included in the total but were not available by category.

^aCourt jurisdiction:

On July 1, 1977, all cases pending in the County Court involving domestic relations and juvenile matters were transferred to the Family Court.

^bParticular court or reporting information:

The reporting period for this court changed in 1978 from the calendar to the fiscal year. As a result, there is a 6-month overlap for this court between data reported for 1977 and 1978.

^dCase definition or unit of count:

A civil case is counted with the filing of a petition or complaint.

^fBeginning figure for the 1978 court year does not equal the end pending figure for the 1977 court year:

Figures are as given in the annual report.

Source: The Judicial Department of South Carolina, Annual Report 1979 (Darlington, South Carolina). Statistics were from the annual report except that totals have been computed where necessary.

SOUTH CAROLINA MAGISTRATE COURT
 Court of limited jurisdiction
 322 courts, 322 magistrates
 January 1, 1978 to December 31, 1978

	Beginning pending	Filed	Disposed	End pending
Civil^d:				
Law:				
Civil	20,449	101,963	109,443	12,969
Total civil	20,449	101,963	109,443	12,969
Criminal^d:				
Misdemeanor:				
Non-traffic	X	64,760	X	X
Preliminary hearing	N/A	14,199	14,091	N/A
Total criminal	x ⁱ	78,959	X	x ⁱ
Traffic:				
DWI/DUI:				
Driving under the influence	X	10,976	X	X
Other traffic violation:				
Other	X	399,917	X	X
Total traffic	X	410,883	X	X
Grand total	24,635^d	591,815	599,398^k	16,944^{d1}

Trial^d

	Jury	Non-jury	Total
Civil	386	55,298	55,684
Criminal and traffic ..	2,796	253,814	256,610
Total	3,182	309,112	312,294

Criminal dispositions (preliminary hearing)

Nolle prosequi	709
Bound over	10,475
Discharged	2,907

Boldface headings indicate the classifications used by the NCSP.
 N/A = This case type is handled by the court, but the data are unavailable.
 X = The data for this case type are known to be included in the total but were not available by category.

^dCase definition or unit of count:

A civil case is counted with the filing of a petition or complaint.
 The criminal case unit of count is the number of indictments.
 A trial is counted if the case is concluded by jury, and judgment on the verdict has been rendered and filed. All cases not concluded by jury trial are considered non-jury trials.

^eChange in pending does not equal the difference between filings and dispositions:
 This is caused by the missing data for preliminary hearing cases.

ⁱData are not complete:

Total criminal and grand total pending figures do not include data for preliminary hearing cases.

^kAdditional information:

The Magistrate Court also issued 102,111 arrest and 1,668 search warrants.

Source: Unpublished data provided by the South Carolina Court Administration Office. Statistics are from the unpublished data except that totals have been computed where necessary.

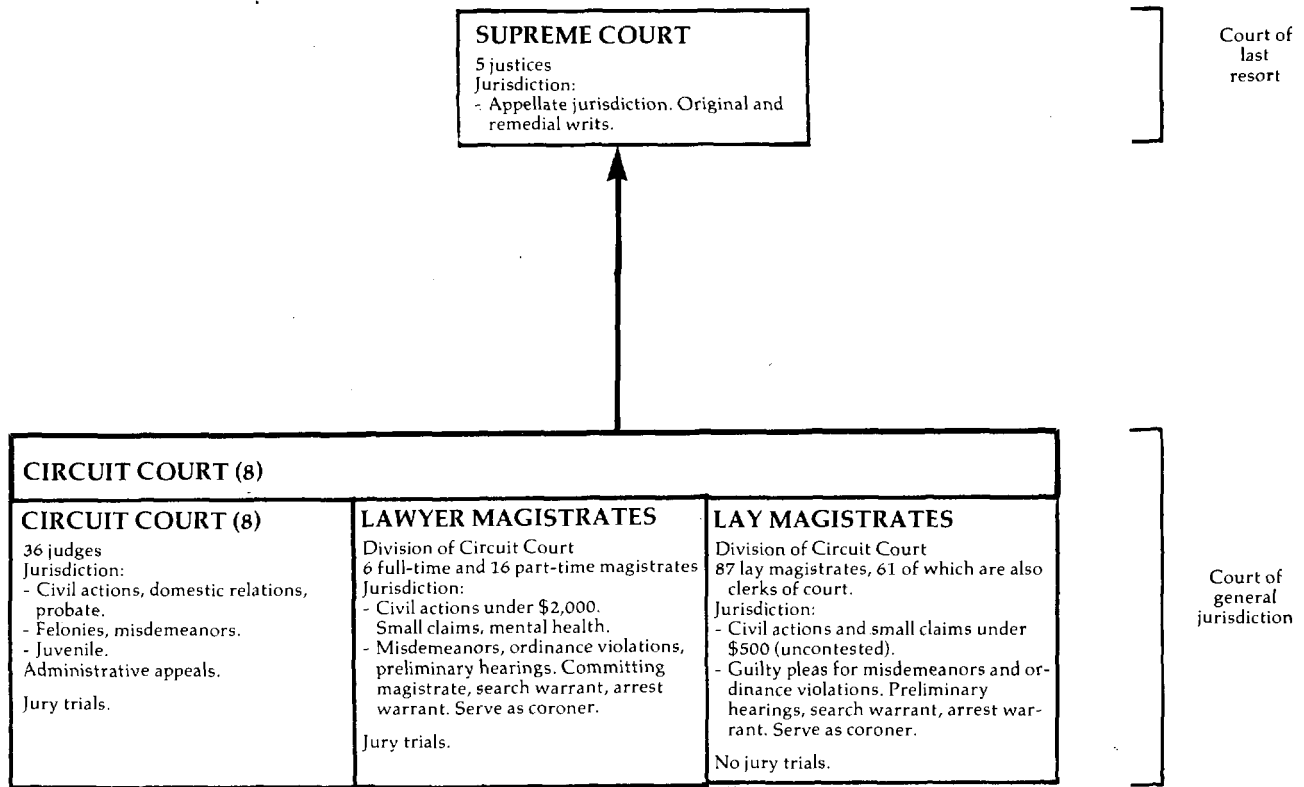
SOUTH CAROLINA PROBATE COURT
 Court of limited jurisdiction
 46 courts
 January 1, 1978 to December 31, 1978

There were no data available for cases handled in the Probate Court for 1978.

SOUTH CAROLINA MUNICIPAL COURT
 Court of limited jurisdiction
 82 courts, 82 judges
 January 1, 1978 to December 31, 1978

There were no data available for cases handled in the Municipal Court for 1978.

SOUTH DAKOTA COURT SYSTEM, 1978



↑ Indicates route of appeal.

SOUTH DAKOTA SUPREME COURT
 Court of last resort
 5 justices
 January 1, 1978 to December 31, 1978

	Beginning pending	Filed	Disposed	End pending
Cases:				
Appeals:				
Total appeals	X	229J(3) ^{e1}	306	X
Other cases:				
Original proceedings:				
Original jurisdiction:				
Habeas corpus	X	X	1	X
Mandamus	X	X	1	X
Prohibition	X	X	2	X
Bail	X	X	0	X
Writs	X	X	0	X
Certificate of probable cause	X	X	1	X
Execution stay	X	X	0	X
Certiorari	X	X	1	X
Other	X	X	2	X
Total	X	X	8	X
Disciplinary:				
Attorney suspension	X	X	0	X
Advisory opinion	X	X	1	X
Total	X	27	9	X
Requests to appeal:				
Petition for allowance of appeal	X	23	16 (3) ^{e1}	X
Total other cases	X	50	25 (3) ^{e1}	X
<hr/>				
Total cases	315 ^{f1}	279 (3) ^{e1}	331 (3) ^{e1}	263 ^l
Other proceedings:				
Rehearing requests	N/A	27 ^l	28 ^l	N/A
Total other proceedings	N/A	27 ^l	28 ^l	N/A

Manner of disposition

Opinion 203^{lm}
 Order of dismissal or denial 128^{lm}

Status of pending cases^l (12/31/78)

Not ready for calendar 159
 Ready for argument/submission ... 41
 Submitted and pending 60
 Suspense 3

Boldface headings indicate the classifications used by the NCSP.
 N/A = This case type is handled by the court, but the data are unavailable.
 X = The data for this case type are known to be included in the total but were not available by category.

^eCases not included in the total to avoid double counting:
 Petitions for allowance of appeal granted are not counted as disposed until the appeal is disposed; a filing is not counted for the appeal. These granted petitions are the numbers appearing in parentheses.

^fBeginning pending figure for the 1978 court year does not equal the end pending figure for the 1977 court year:
 The difference is due to the addition of information on the number of cases other than appeals that were active during 1978. This information was not available prior to 1978.

^jExplanation of data included in the category:
Appeals filed figure includes reinstated appeals.
^mCategories for disposition type or trial data:
 These 203 opinions disposed of 244 cases.
 There were 87 cases disposed of by the 128 orders of dismissal or denial.

Source: State Court Administrator's Office, Benchmark: Biennial Report of the South Dakota Unified Judicial System, FY 1978 and 1979 (Pierre, South Dakota: December, 1979) and unpublished data supplied by the clerk of the court. Statistics are from the biennial report and the unpublished data.

SOUTH DAKOTA CIRCUIT COURT¹
 Court of general jurisdiction
 8 circuits, 36 judges^c
 July 1, 1977 to June 30, 1978

	Beginning pending	Filed	Disposed	End pending
Civil^d:				
Small claims	N/A	N/A	9,623 ⁱ	N/A
Domestic relations:				
Marriage dissolution:				
Divorce	N/A	N/A	2,604 ⁱ	N/A
Adoption	N/A	N/A	531 ⁱ	N/A
Total	N/A	N/A	3,135 ⁱ	N/A
Estate:				
Probate/wills/intestate:				
Probate	N/A	4,486 ⁱ	3,499 ⁱ	N/A
Mental health	N/A	N/A	496 ⁱ	N/A
Other civil	N/A	N/A	4,725 ⁱ	N/A
Total civil	N/A	4,486 ⁱ	21,478 ⁱ	N/A
Criminal^d:				
Felony	N/A	N/A	2,138 ¹¹	N/A
Misdemeanor:				
Class 1 ^j	N/A	N/A	9,159 ^{11j}	N/A
Class 2 and petty offense ^j	N/A	N/A	105,102 ^{1j}	N/A
Total	N/A	N/A	114,261 ^{1j}	N/A
Total criminal	N/A	N/A	116,399 ^{1j}	N/A
Traffic:				
Total traffic	N/A	N/A	(j)	N/A
Juvenile^{dk}:				
Criminal-type offense:				
Delinquency	N/A	2,403 ⁱ	N/A	N/A
Status offense:				
Child in need of supervision	N/A	332 ⁱ	N/A	N/A
Other juvenile:				
Juvenile	N/A	N/A	1,458 ⁱ	N/A
Total juvenile	N/A	2,735 ⁱ	1,458 ⁱ	N/A
Grand total	N/A	7,221 ⁱ	139,335 ⁱ	N/A

	<u>Trial^d</u>			<u>Criminal dispositions</u>		
	Jury	Non-jury ^m	Total	Felony	Class 1 misdemeanors	Total
Civil:						
Small claims	--	1,712	1,712	1,965	8,712	10,677
Marriage dissolution	--	266	266	640	1,088	1,728
Other civil	137	525	662			
Total	137	2,503	2,640			
Criminal^m:						
Felony	107	66	173			
Class 1 misdemeanors	141	306	447			
Total	248	372	620			
Grand total	385	2,875	3,260			

<u>Civil dispositions</u>		
	Default	
Small claims	7,911	
Marriage dissolution	2,338	
Other civil	4,063	

Boldface headings indicate the classifications used by the NCSP.

N/A = This case type is handled by the court, but the data are unavailable.

-- = Not applicable.

^cJudge information:

This court is also served by 6 full-time and 16 part-time Lawyer magistrates (12.6 FTE), 26 lay magistrates, and 61 lay magistrates/clerks (6.5 FTE).

^dCase definition or unit of count:

A civil case is counted with the filing of a petition or complaint.

The criminal case unit of count is the number of informations or indictments.

The juvenile case unit of count is the number of referrals.

A jury trial is counted when the jury is sworn.

A non-jury trial is counted at the point when an opening statement or the introduction of any evidence occurs.

ⁱData are not complete:

Circuit Court figures do not include data for the 6.5 full-time equivalent Lay Magistrates or 12.6 Lawyer Magistrates of the Circuit Court.

Grand total filed figure includes juvenile criminal-type offense and status offense and estate filings only.

Grand total disposition figures do not include any juvenile criminal-type offense or status offense data.

^jExplanation of data included in the category:

Offenses included in Class 1 misdemeanors are reckless driving, simple assault, and driving while intoxicated.

Offenses included in Class 2 misdemeanors are disorderly conduct, prostitution, and gambling. Petty offenses are defined as vehicle equipment violations.

Traffic data for DWI/DUI and other traffic violation cases are included in with the misdemeanor data on the court profile.

^kAdditional information:

The juvenile caseload is handled by the court services department. There were 55.5 full-time equivalent court service officers during 1978.

^lSpecial source or revision in the data:

Figures were supplied by the administrative office of the court during data verification.

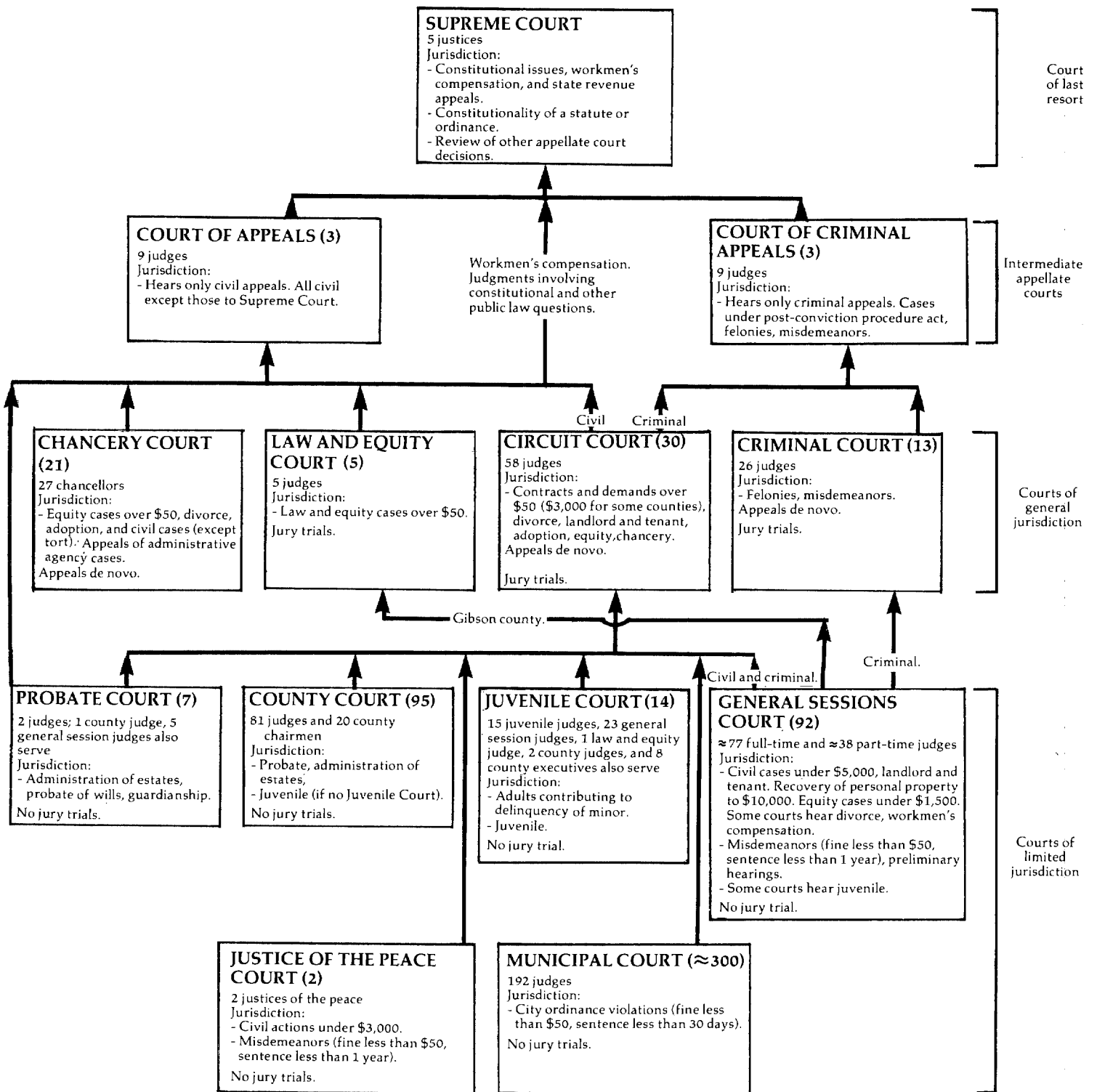
^mCategories for disposition type or trial data:

Civil non-jury trial data include contested small claims and domestic relations cases.

Criminal trial and disposition data include only felony and high grade misdemeanor cases.

Source: State Court Administrator's Office, Benchmark: A Biennial Report of the South Dakota Unified Judicial System, FY 1978 & 1979 (Pierre, South Dakota: December 1979). Statistics are from the biennial report except that totals have been computed where necessary.

TENNESSEE COURT SYSTEM, 1978



TENNESSEE SUPREME COURT
Court of last resort
5 justices
January 1, 1978 to December 31, 1978

	Beginning pending	Filed	Disposed	End pending
Cases:				
Appeals	N/A	138 (82) ^e	278	N/A
Total appeals	N/A	138 (82) ^e	278	N/A
Other cases:				
Requests to appeal:				
Certiorari	N/A	675 ^l	593 (82) ^e	N/A
Total other cases	N/A	675	593 (82) ^e	N/A
Total cases	N/A	813 (82) ^e	871 (82) ^e	N/A

<u>Manner of disposition</u>		<u>Disposition of cases</u>		
		<u>Appeals</u>	<u>Requests to appeal</u>	<u>Total</u>
Opinions and orders	239 ^m	105	--	105
Per curiam	39	19	--	19
		46	--	46
		13	--	13
		7	--	7
		3	--	3
		14	--	14
		20	--	20
		9	--	9
		7	--	7
		31	--	31
		--	82	82
		--	585	585
		4	8	12

Boldface headings indicate the classifications used by the NCSP.
N/A = This case type is handled by the court, but the data are unavailable.
X = The data for this case type are known to be included in the total but were not available by category.
-- = Not applicable.

^eCases not included in the total to avoid double counting:
Petitions for certiorari granted are not counted as disposed until the appeal is disposed; a filing is not counted for the resulting appeal. These granted petitions are the numbers appearing in parentheses.

^lSpecial source or revision in the data:
The number of certiorari petitions filed was supplied by the administrative office of the court during data verification.

^mInformation on disposition type or trial data:
In addition to the 239 majority opinions and orders, there were 14 dissents and 4 concurrences written.

Source: Executive Secretary, Supreme Court of Tennessee, 1978 Annual Report (Nashville, Tennessee). Statistics are from the annual report except that totals have been computed where necessary, and additional data were supplied by the administrative office of the court during data verification.

TENNESSEE COURT OF APPEALS^a
 Intermediate appellate court
 3 divisions, 9 judges
 January 1, 1978 to December 31, 1978

	Beginning pending	Filed	Disposed	End pending
Cases:				
Appeals:				
Civil	N/A	730	800	N/A
Total appeals	N/A	730	800	N/A
Other cases:				
Requests to appeal	—	—	—	—
Total other cases	—	—	—	—
Total cases	N/A	730	800	N/A

<u>Manner of disposition</u>	<u>Disposition of appeals</u>
Opinions and simple orders	Affirmed
Per curiam	Reversed
	Reversed and remanded
	Affirmed in part and reversed in part ..
	Reversed and dismissed
	Remanded
	Modified and affirmed
	Affirmed and remanded
	Order denying petition
	Other
	Dismissed
	Transferred

Boldface headings indicate the classifications used by the NCSP.

Blank space = Not enough information is known. The case category may or may not be handled by the court.

N/A = This case type is handled by the court, but the data are unavailable.

^aCourt jurisdiction:

This court has **civil** jurisdiction only.

Source: Executive Secretary, Supreme Court of Tennessee, 1978 Annual Report (Nashville, Tennessee). Statistics are from the annual report except that totals have been computed where necessary.

TENNESSEE COURT OF CRIMINAL APPEALS^a
 Intermediate appellate court
 3 divisions, 9 judges
 January 1, 1978 to December 31, 1978

	Beginning pending	Filed	Disposed	End pending
Cases:				
Appeals:				
Criminal	N/A	685	X	N/A
Total appeals	N/A	685	X	N/A
Other cases:				
Original proceedings:				
Original jurisdiction:				
Other	N/A	9	X	N/A
Requests to appeal	N/A	9	X	N/A
Total other cases	N/A	9	X	N/A
Total cases	N/A	694	758	N/A

<u>Manner of disposition</u>		<u>Disposition of cases</u>	
Opinions and orders	733 ^m	Affirmed	578
Per curiam	25	Reversed	2
		Reversed and remanded	33
		Affirmed in part and reversed in part ..	15
		Reversed and dismissed	12
		Remanded	17
		Modified and affirmed	19
		Affirmed and remanded	12
		Order denying petition	15
		Other	9
		Dismissed	43
		Transferred	3

Boldface headings indicate the classifications used by the NCSP.

Blank space = Not enough information is known. The case category may or may not be handled by the court.

N/A = This case type is handled by the court, but the data are unavailable.

X = The data for this case type are known to be included in the total but were not available by category.

^aCourt jurisdiction:

This court has criminal jurisdiction only.

^mInformation on disposition type or trial data:

There were also 25 concurrences and 16 dissents written.

Source: Executive Secretary, Supreme Court of Tennessee, 1978 Annual Report (Nashville, Tennessee). Statistics are from the annual report except that totals have been computed where necessary.

TENNESSEE CIRCUIT COURT AND CRIMINAL COURT
Court of general jurisdiction
31 circuits, 58^c judges; 13 circuits, 26 judges
January 1, 1978 to December 31, 1978

	Beginning pending	Filed	Disposed	End pending
Civil^d:				
Tort:				
Damages/torts	X	9,686	X	X
Contract:				
Contracts/debts	X	2,614	X	X
Real property rights:				
Real estate matter	X	920	X	X
Domestic relations:				
Marriage dissolution:				
Divorce	X	18,926	X	X
Petitions modifications	X	2,362	X	X
Total	X	21,288	X	X
Support/custody:				
Reciprocal support	X	3,687	X	X
Adoption	X	618	X	X
Other domestic relations	X	386	X	X
Total	X	25,979	X	X
Estate:				
Guardianship/conservatorship/trusteeship:				
Trusts	X	7	X	X
Other estate:				
Probate/conservatorship/guardianship	X	76	X	X
Total	X	83	X	X
Mental health	X	301	X	X
Appeal:				
Appeal of administrative agency case:				
Appeal from administrative hearing	X	54	X	X
Tax matter	X	16	X	X
Workmen's compensation	X	2,800	X	X
Total	X	2,870	X	X
Appeal of trial court case:				
Appeal from lower court	X	5,347	X	X
Total	X	8,217	X	X
Extraordinary writ:				
Special remedy	X	315	X	X
Other civil:				
Contempt proceeding	X	590	X	X
Other non-domestic relations	X	673	X	X
Total	X	1,263	X	X
Total civil	46,985 ^{fh}	49,378	46,600	49,763 ^l
Criminal^d:				
Felony:				
Acts against persons	X	3,876 ^l	X	X
Acts against property	X	16,301	X	X
Total	X	20,177	X	X
Misdemeanor:				
Acts against public	X	7,971 ^l	X	X
Total criminal	X	28,148	X	X
Traffic:				
DWI/DUI:				
DWI	X	3,359	X	X
Total traffic	X	3,359	X	X
Grand total	66,685 ^{fh}	80,885	75,361 ^l	72,209 ^l

Civil dispositions

Judgment after trial	5,464
Default judgment	891
Settled	6,669
Dismissed	12,987
Divorce decree	13,758
Adoption decree	633
Termination in probate	76
Ruling of petition	3,538
Summary judgment	212
Transfer to another court	1,052
Special remedy relief	121
Cite for contempt	451
Other	748

Criminal dispositions

Convicted after trial	2,093
Acquitted	774
Guilty plea	17,075
Dismissed	2,558
Nolle prosequi	2,502
Remanded--general sessions	202
Special remedy relief	558
Transfer to another court	81
Unapprehended defendant	724
Other	2,194

Tennessee Circuit Court and Criminal Court (continued)

Boldface headings indicate the classifications used by the NCSP.

X = The data for this case type are known to be included in the total but were not available by category.

cJudge information:

The circuit judges also hear chancery cases in the 11 counties with no Chancery Court.

dCase definition or unit of count:

A civil case is counted with the filing of a petition or complaint.

The criminal case unit of count is the number of informations or indictments.

A jury trial is counted when the jury is sworn.

fBeginning pending figure for the 1978 court year does not equal the end pending figure for the 1977 court year.

Prior to 1978, no pending data were available for much of the caseload. A new statewide data collection system now provides complete pending data for all case categories. Most of the difference between figures reported in 1977 and 1978 is due to the improved data collection system.

hFigure was computed:

Beginning pending figure was computed from filed, disposed, and end pending data.

lSpecial source or revision in the data:

These data were revised by the administrative office of the court during data verification.

Source: Executive Secretary, Supreme Court of Tennessee, 1978 Annual Report (Nashville, Tennessee). Statistics are from the annual report except that totals have been computed where necessary, and revisions were made by the administrative office of the court during data verification.

TENNESSEE LAW AND EQUITY COURT
Court of general jurisdiction
5 courts, 5 judges
January 1, 1978 to December 31, 1978

	Beginning pending	Filed	Disposed	End pending
Civil^d:				
Tort:				
Damages/torts	X	326	X	X
Contract:				
Contracts/debts	X	265	X	X
Real property rights:				
Real estate matters	X	111	X	X
Domestic relations:				
Marriage dissolution:				
Divorce	X	1,687	X	X
Petitions	X	184	X	X
Total	X	1,871	X	X
Support/custody:				
Reciprocal support	X	339	X	X
Adoption	X	127	X	X
Other domestic relations	X	35	X	X
Total	X	2,372	X	X
Estate:				
Probate/wills/intestate:				
Probate	X	194	X	X
Guardianship/conservatorship/trusteeship:				
Trusts	X	15	X	X
Total	X	209	X	X
Mental health	X	63	X	X
Appeal:				
Appeal of administrative agency case:				
Workmen's compensation	X	215	X	X
Appeal from administrative hearing	X	3	X	X
Tax matter	X	10	X	X
Total	X	228	X	X
Appeal of trial court case:				
Appeal from lower court	X	106	X	X
Total	X	334	X	X
Extraordinary writ:				
Special remedy	X	30	X	X
Other civil:				
Contempt	X	82	X	X
Other non-domestic relations	X	76	X	X
Total	X	158	X	X
Total civil	3,862 ^{fh}	3,868	3,427	4,303
Grand total	3,862 ^{fh}	3,868	3,427	4,303

Civil dispositions

Judgment after trial	282
Default judgment	70
Settled	272
Dismissed	784
Divorce decree	1,197
Adoption decree	94
Termination of probate	136
Ruling on petition	208
Summary judgment	9
Transfer to another court	210
Special remedy relief	29
Cite for contempt	41
Other	95

Boldface headings indicate the classifications used by the NCSP.

X = The data for this case type are known to be included in the total but were not available by category.

^dCase definition or unit of count:

A civil case is counted with the filing of a petition or complaint.

A jury trial is counted when the jury is sworn.

^fBeginning pending figure for the 1978 court year does not equal the end pending figure for the 1977 court year:

Prior to 1978, no pending data were available for much of the caseload. A new, statewide data collection system now provides complete pending data for all case categories. Most of the difference between the figures reported in 1977 and 1978 is due to the improved data collection system.

^hFigure was computed:

Beginning pending figure was computed from filed, disposed, and end pending data.

Source: Executive Secretary, Supreme Court of Tennessee, 1978 Annual Report (Nashville, Tennessee). Statistics are from the annual report except that totals have been computed where necessary.

TENNESSEE CHANCERY COURT
Court of general jurisdiction
21 chancery divisions, 27^c chancellors
January 1, 1978 to December 31, 1978

	Beginning pending	Filed	Disposed	End pending
Civil^d:				
Tort:				
Damages/torts	X	445	X	X
Contract:				
Contracts/debts	X	4,448	X	X
Real property rights:				
Real estate matters	X	1,746	X	X
Domestic relations:				
Marriage dissolution:				
Divorce	X	15,556	X	X
Petitions modifications	X	1,689	X	X
Total	X	17,245	X	X
Support/custody:				
Reciprocal support	X	106	X	X
Adoption	X	1,365	X	X
Other domestic relations	X	198	X	X
Total	X	18,914	X	X
Estate:				
Probate/wills/intestate:				
Probate	X	1,295	X	X
Guardianship/conservatorship/trusteeship:				
Trusts	X	52	X	X
Total	X	1,347	X	X
Mental health	X	575	X	X
Appeal:				
Appeal of administrative agency case:				
Workmen's compensation	X	2,340	X	X
Appeal from administrative hearing	X	135	X	X
Tax matter	X	201	X	X
Total	X	2,676	X	X
Appeal of trial court case:				
Appeal from lower court	X	37	X	X
Total	X	2,713	X	X
Extraordinary writ:				
Special remedy	X	708	X	X
Other civil:				
Contempt	X	300	X	X
Other non-domestic relations	X	1,467	X	X
Total	X	1,767	X	X
Total civil	26,324 ^{fh}	32,663	31,171	27,816
Grand total	26,324 ^{fh}	32,663	31,171	27,816

Civil dispositions

Judgment after trial	3,297
Default judgment	711
Settled	2,791
Dismissed	7,255
Divorce decree	10,782
Adoption decree	1,247
Termination of probate	1,150
Ruling on petition	1,707
Summary judgment	109
Transfer to another court	91
Special remedy relief	194
Cite for contempt	452
Other	1,385

Boldface headings indicate the classifications used by the NCSP.

X = The data for this case type are known to be included in the total but were not available by category.

^cJudge information:

Circuit judges hear chancery cases in the Special 11th and 17th Chancery Divisions. Chancery cases in Dyer and Gibson Counties are heard by the judge of the Law and Equity Court since there is no Chancery Court in either of these two counties.

^dCase definition or unit of count:

A civil case is counted with the filing of a petition or complaint.

^fBeginning pending figure for the 1978 court year does not equal the end pending figure for the 1977 court year:

Prior to 1978, no pending data were available for much of the caseload. A new, statewide data collection system now provides complete pending data for all case categories. Most of the difference between figures reported in 1977 and 1978 is due to the improved data collection system.

^hFigure was computed:

Beginning pending figure was computed from filed, disposed, and end pending data.

Source: Executive Secretary, Supreme Court of Tennessee, 1978 Annual Report (Nashville, Tennessee). Statistics are from the annual report except that totals have been computed where necessary.

TENNESSEE GENERAL SESSIONS COURT¹
 Court of limited jurisdiction
 92 counties; ≈ 77 full-time and ≈ 38 part-time judges
 January 1, 1978 to December 31, 1978

	Beginning pending	Filed	Disposed	End pending
Civil^d:				
Domestic relations:				
Marriage dissolution:				
Divorce	N/A	2,693 ⁱ	X	N/A
Petitions modifications	N/A	99 ⁱ	X	N/A
Total	N/A	2,792 ⁱ	X	N/A
Support/custody:				
Reciprocal support	N/A	0 ⁱ	X	N/A
Other domestic relations	N/A	46 ⁱ	X	N/A
Total	N/A	2,838 ⁱ	2,524 ⁱ	N/A
Total civil	N/A	2,838 ⁱ	2,524 ⁱ	N/A
Grand total	N/A	2,838 ⁱ	2,524 ⁱ	N/A

Civil dispositionsⁱ

Dismissal	388
Divorce decree	1,908
Ruling on petition	168
Transferred	12
Cite for contempt	29
Other	19

Boldface headings indicate the classifications used by the NCSP.

N/A = This case type is handled by the court, but data are unavailable.

X = The data for this case type are included in the total but were not available by category.

^dCase definition or unit of count:

A civil case is counted with the filing of a petition or complaint.

ⁱData are not complete:

Data were reported for only 14 out of a possible 92 courts.

Source: Executive Secretary, Supreme Court of Tennessee, 1978 Annual Report (Nashville, Tennessee). Statistics are from the annual report except that totals have been computed where necessary.

TENNESSEE PROBATE COURT
Court of limited jurisdiction
7 courts: 2 judges, 1 county judge, and 5 general sessions judges serve
January 1, 1978 to December 31, 1978

There were no data available for cases handled in the Probate Court for 1978.

TENNESSEE COUNTY COURT
Court of limited jurisdiction
95 counties: 81 judges, and 20 county chairmen serve
January 1, 1978 to December 31, 1978

There were no data available for cases handled in the County Court for 1978.

TENNESSEE JUVENILE COURT
Court of limited jurisdiction
14 courts: 15 juvenile judges, 23 general session judges, 1 law and equity judge, 2 county judges, and 8 county executives serve
January 1, 1978 to December 31, 1978

There were no data available for cases handled in the Juvenile Court for 1978.

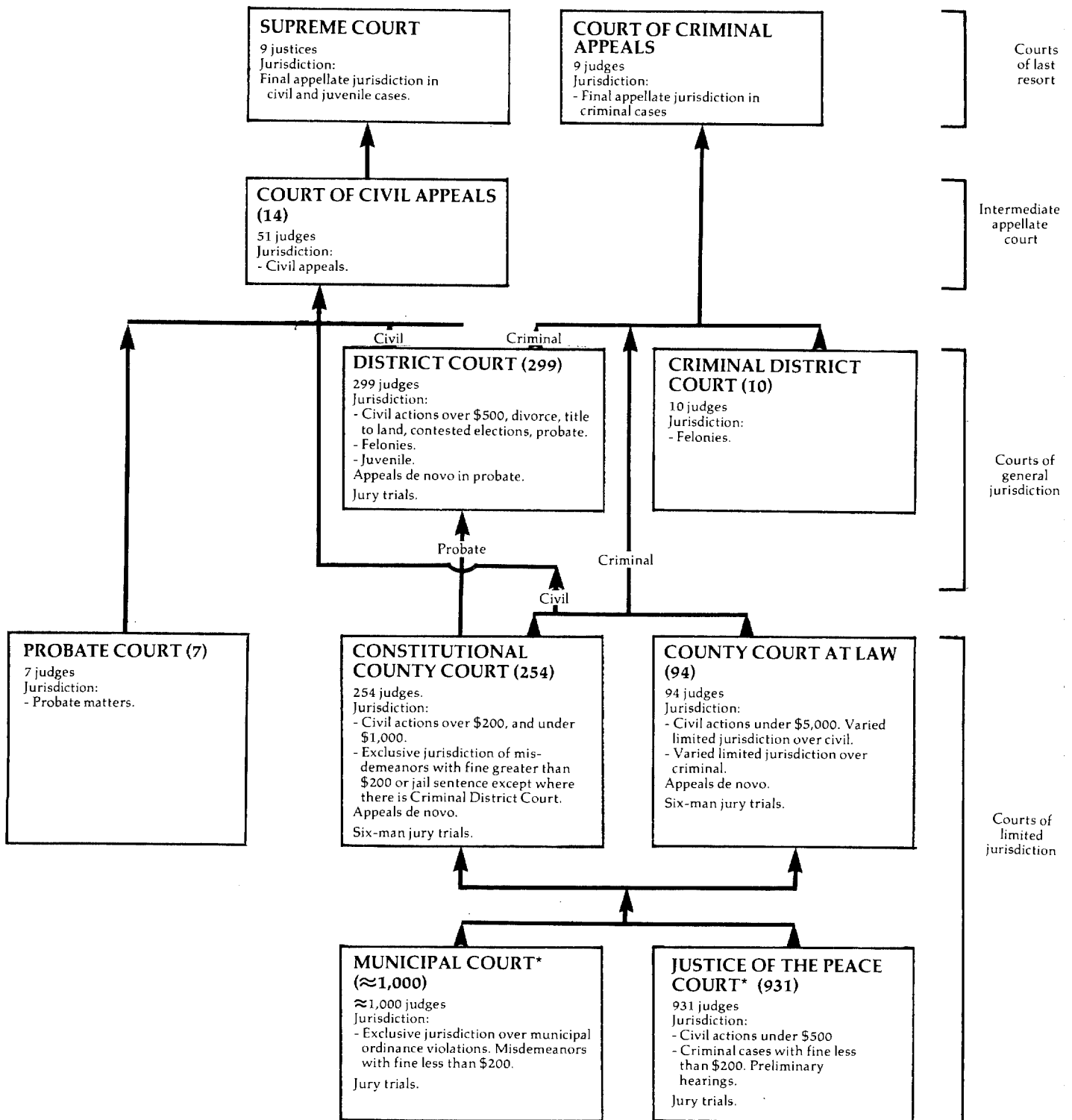
TENNESSEE JUSTICE OF THE PEACE COURT
Court of limited jurisdiction
2 courts, 2 justices of the peace
January 1, 1978 to December 31, 1978

There were no data available for cases handled by the Justice of the Peace Court in 1978.

TENNESSEE MUNICIPAL COURT
Court of limited jurisdiction
≈ 300 courts, 192 judges
January 1, 1978 to December 31, 1978

There were no data available for cases handled in the Municipal Court for 1978.

TEXAS COURT SYSTEM, 1978



↑ Indicates route of appeal.

*Some Municipal and Justice of the Peace Courts may appeal to the District Court.

TEXAS SUPREME COURT^a
 Court of last resort
 9 justices
 January 1, 1978 to December 31, 1978

	Beginning pending	Filed	Disposed	End pending
Cases:				
Appeals:				
Civil	X	23 (68) ^e	104	X
Total appeals	X	23 (68) ^e	104	X
Other cases:				
Original proceedings:				
Original jurisdiction:				
Habeas corpus	X	(4) ^e	2	X
Mandamus	0	(15) ^e	14	0
Prohibition	0	(0) ^e	0	0
Injunction	0	4	4	0
Total	X	4 (19) ^e	20	X
Requests to appeal:				
Motions for leave to file petitions for writ of:				
Mandamus (civil)	2	123	105 (15) ^e	5
Mandamus (criminal)	43	34	73 (0) ^e	4
Habeas corpus	0	174	7 (5) ^e	2
Prohibition	0	3	3 (0) ^e	0
Total	45	174	189 (20) ^e	11
Applications for writs of error	171	869	802 (97) ^e	141
Total	216	1,043	991 (117) ^e	152
Total other cases	X	1,047 (19) ^e	1,011 (117) ^e	X
Total cases	258	1,070 (87)^e	1,115 (117)^e	184
Other proceedings:				
Rehearing requests ^j	37	353	366 ^k	24
Other matters:				
Miscellaneous motions	--	83	83	--
Total other proceedings	37	436	449	24

<u>Manner of disposition</u>		<u>Disposition of cases</u>	
Written opinion	97 ^m	Affirmed Court of Civil Appeals	Civil appeals 18
Per curiam	40	Affirmed judgment of trial court	Original jurisdiction --
		Reversed judgment of trial court	4
		Reversed Court of Civil Appeals, affirmed trial court ..	0
		Reversed and remanded to trial court	33
		Reversed and remanded to Court of Civil Appeals	19
		Reversed and rendered	12
		Dismissed as moot	9
		Writs granted	5
		Relator discharged (withdrawn by petitioner)	0
			-- 16
			-- 2

Boldface headings indicate the classifications used by the NCSP.

X = The data for this case type are known to be included in the total but were not available by category.

-- = Not applicable.

^aCourt jurisdiction:

The Supreme Court is the court of last resort for civil cases only.

^eCases not included in the total to avoid double counting:

Motions for leave to file petitions for writs of mandamus, habeas corpus, or prohibition, and applications for writs of error when granted are not counted as disposed cases until the associated original jurisdiction cases or appeals are disposed. Similarly, a filing is not counted for the resulting original jurisdiction case or appeal. These granted petitions and applications are the numbers appearing in parentheses.

^jExplanation of data included in the category:

Rehearing requests include motions for rehearing of causes, motions for rehearing of applications for writs of error, and motions for rehearing of motions for leave to file petition.

^kAdditional information:

Of the 366 motions for rehearing disposed, 10 were granted.

^mInformation on disposition type or trial data:

The court also filed 20 dissenting opinions and 7 concurring opinions.

Source: Texas Judicial Council, 50th Annual Report 1978 (Austin, Texas: May, 1979). Statistics are from the annual report except that totals have been computed where necessary.

TEXAS COURT OF CRIMINAL APPEALS^a
 Court of last resort
 9 judges
 January 1, 1978 to December 31, 1978

	Beginning pending	Filed	Disposed	End pending
Cases:				
Appeals:				
Criminal:				
Criminal	X	3,005	X	X
Reinstated criminal	X	133	X	X
Applications for writ of habeas corpus, etc., granted	X	(117) ^e	X	X
Total appeals	1,904	3,138 (117)^e	2,652	2,507
Other cases:				
Requests to appeal:				
Habeas corpus and mandamus	35 ^f	1,734	1,425 (117) ^e	227 ^h
Total other cases	35^f	1,734	1,425 (117)^e	227^h
Total cases	1,939^f	4,872 (117)^e	4,077 (117)^e	2,734
Other proceedings:				
Rehearing requests	0	374	374	0
Total other proceedings	0	374	374	0

	<u>Manner of disposition</u>				<u>Disposition of cases</u>		
	<u>Appeals</u>	<u>Other cases</u>	<u>Other proceedings</u>	<u>Total</u>	<u>Appeals</u>	<u>Requests to appeal</u>	<u>to appeal</u>
Signed opinion	516 ^m	--	--	516	Affirmed	1,958	--
Per curiam	2,208	--	30	2,238	Reformed and affirmed	60	--
With written order	8	X	X	68	Dismissed	188	30
					Reversed and remanded	122	--
					Reversed	9	--
					Remanded to trial court for hearing on punishment	6	--
					Abated	123	--
					Reversed and dismissed	43	--
					Reversed and bail granted	0	--
					Granted with opinion	74	99
					Granted in part, denied in part	3	0
					Granted with order	--	18
					Denied	48	1,312
					No action	--	55
					Hearing ordered	--	28

Boldface headings indicate the classifications used by the NCSP.
 Blank space = Not enough information is known. The case category may or may not be handled by the court.
 X = The data for this case type are known to be included in the total but were not available by category.
 -- = Not applicable.

^aCourt jurisdiction:
 The Court of Criminal Appeals is the court of last resort for **criminal** cases only. It has no original jurisdiction.

^eCases not included in the total to avoid double counting:
 Applications for writ of habeas corpus, etc., when granted, are not counted as disposed until the associated habeas corpus **appeal** is disposed; a new filing is not counted for the resulting **appeal**. The applications granted are the figures appearing in parentheses. Ninety-nine of these granted applications were disposed of with written opinion.

^fBeginning pending figure for the 1978 court year does not equal the end pending figure for the 1977 court year:
 Figures are as given in the annual report.

^hFigure was computed:
 End pending figure was computed from filing, disposition, and beginning pending data. There were 91 of the 227 habeas corpus petitions under consideration at year end.

^mInformation on disposition type or trial data:
 The court also filed 90 dissenting opinions, 26 concurring opinions, and 18 opinions dissenting in part, concurring in part.

Source: Texas Judicial Council, 50th Annual Report 1978 (Austin, Texas: May, 1979). Statistics are from the annual report except that totals have been computed where necessary.

TEXAS COURTS OF CIVIL APPEALS^a
Intermediate appellate court
14 divisions, 51^c justices
January 1, 1978 to December 31, 1978

	Beginning pending	Filed	Disposed	End pending
Cases:				
Appeals:				
Civil	1,080	2,172	1,948 ^k	1,304
Total appeals	1,080	2,172	1,948 ^k	1,304
Other cases:				
Original proceedings				
Requests to appeal				
Total other cases				
Total cases	1,080	2,172	1,948 ^k	1,304

<u>Manner of disposition</u>	<u>Disposition of appeals</u>	<u>Civil</u>
Written opinion 1,729 ^m	Affirmed	856
Per curiam 103	Reversed and rendered	149
	Affirmed in part, reversed and rendered in part ..	22
	Reversed and remanded	343
	Affirmed in part, reversed and remanded in part ..	34
	Modified and affirmed or modified	53
	Partially affirmed	0
	Dismissed with opinion	117
	Dismissed without opinion	190
	Otherwise disposed with opinion	162
	Otherwise disposed without opinion	61
<u>Time interval (average months)</u>		
Filing to disposition 6		
<u>Age of pending cases</u>		
Under 6 months 1,009		
6+ to 12 months 283		
Over 12 months 13		

Boldface headings indicate the classifications used by the NCSP.

Blank space = Not enough information is known. The case may or may not be handled by the court.

^aCourt jurisdiction:

The Courts of Civil Appeals have civil jurisdiction only.

^cJudge information:

On December 1, 1978 the number of justices sitting on the First and Fourteenth Courts in Houston and the Fifth Court in Dallas was increased from three to six, for a total of nine new judges.

^kAdditional information:

During 1978, 39 cases were granted a rehearing after disposition. These cases were subtracted from the total number disposed and were not added to the number filed to avoid double counting of cases.

^mInformation on disposition type or trial data:

The 1,729 majority opinions included 1,533 in cases on the merits, 55 refusing rehearing, 38 granting rehearing, 68 dismissing appeals, and 35 other opinions. In addition, the court filed 19 concurring, and 45 dissenting opinions.

Source: Texas Judicial Council, 50th Annual Report 1978 (Austin, Texas: May, 1979). Statistics are from the annual report except that totals have been computed where necessary.

TEXAS DISTRICT COURT AND CRIMINAL DISTRICT COURT¹
 Court of general jurisdiction
 299 courts, 299 judges; 10 courts, 10 judges
 January 1, 1978 to December 31, 1978

	Beginning pending ¹	Filed ¹	Disposed ¹	End pending ¹
Civil^d:				
Tort:				
Auto tort:				
Personal injury	29,813 ^{fi}	16,580 ^d	15,282 ^d	31,111 ^d
Domestic relations:				
Marriage dissolution:				
Divorce	81,388 ^{fi}	129,292 ^d	127,319 ^d	83,361 ^d
Annulment	953 ^{fi}	1,594 ^d	1,668 ^d	879 ^d
Total	82,341 ^d	130,886 ^d	128,987 ^d	84,240 ^d
Other domestic relations:				
Nonadversary ^j	12,018 ^{fi}	20,716 ^d	19,729 ^d	13,005 ^d
Total	94,359 ^{fi}	151,602 ^d	148,716 ^d	97,245 ^d
Appeal:				
Appeal of administrative agency case:				
Workmen's compensation	8,997 ^{fi}	8,502 ^d	7,415 ^d	10,084 ^d
Tax	58,790 ^{fi}	19,665 ^d	18,173 ^d	60,282 ^d
Total	67,787 ^{fi}	28,167 ^d	25,588 ^d	70,366 ^d
Extraordinary writ:				
Habeas corpus	1,092 ^{fi}	5,354 ^d	5,440 ^d	1,006 ^d
Other civil	121,275 ^{fi}	94,424 ^d	80,391 ^d	135,308 ^d
Total civil	314,326^{fi}	296,127^d	275,417^d	335,036^d
Criminal^d:				
Felony:				
Criminal categories	53,165 ^{fi}	71,421 ^d	76,587 ^d	47,999 ^d
Misdemeanor	6,012^{fi}	7,478^d	6,108^d	7,382^d
Postconviction remedy:				
Postconviction habeas corpus	492 ^{fi}	1,652 ^d	1,532 ^d	612 ^d
Other criminal:				
Contempt, extradition	608 ^{fi}	976 ^d	907 ^d	677 ^d
Bond forfeitures	8,157 ^{fi}	4,696 ^d	3,826 ^d	9,027 ^d
Total	8,765 ^{fi}	5,672 ^d	4,733 ^d	9,704 ^d
Total criminal	68,434^{fi}	86,223^d	88,960^d	65,697^d
Juvenile:				
Criminal-type offense:				
Delinquency	X	8,923 ^d	X	X
Status offense:				
Child in need of supervision	X	1,362 ^d	X	X
Other juvenile	X	2,044^d	X	X
Total juvenile	5,244^{fi}	12,329^d	12,952^d	4,621^d
Grand total	388,004^{fi}	394,679^d	377,329^d	405,354^d

	Trial ^{d1}				Civil dispositions ¹					
	Jury	Non-jury	Directed verdict ^m	Total	Auto tort	Domestic relations dissolution	Other	Appeal Agency	Other civil	Total
Civil:										
Auto tort	732	1,303	16	2,051	439	--	63	4,826	9,052	14,380
Domestic relations:										
Marriage dissolution ...	113	96,169	207	96,489	4,557	--	896	4,874	9,733	20,060
Other	26	15,364	43	15,433						
Total	139	111,533	250	111,922	77	--	19	132	1,610	1,838
Appeal:										
Agency	518	2,679	13	3,210						
Other civil	1,445	20,409	251	22,105	2,378	23,931	1,306	4,249	15,517	47,381
Total	2,834	135,924	530	139,288	4,467	7,783	1,101	7,377	15,905	36,633
Criminal:										
Felony	2,906	1,139	58	4,103	22	8	3	7	230	270
Misdemeanor	15	2	1	18	203	171	174	92	1,521	2,161
Total	2,921	1,141	59	4,121	1,088	607	734	819	4,718	7,966
Juvenile	265	6,931	73	7,269						
Grand total	6,020	143,996	662	150,678						

Texas District Court and Criminal District Court (continued)

Criminal dispositions ¹			
	<u>Felony</u>	<u>Misdemeanor</u>	<u>Total</u>
Jury trial:			
Conviction	2,376	8	2,384
Acquittal	530	7	537
Directed verdict [Ⓜ] :			
Acquittal	58	1	59
Non-jury trial:			
Conviction	762	1	763
Acquittal	377	1	378
Guilty plea	43,862	2,693	46,555
Dismissal, insufficient			
evidence	5,732	1,290	6,914
Other dismissals	22,351	1,182	23,533
Transfer on change of			
venue	292	18	310
Transfer to County Court ..	355	907	1,262

Boldface headings indicate the classifications used by the NCSP.

X = The data for this case type are known to be included in the total but were not available by category.

-- = Not applicable.

^dCase definition or unit of count:

A civil case is counted with the filing of a petition or complaint.

The criminal case unit of count is the number of defendants on the information or indictment.

A jury trial is counted when the jury is sworn.

A non-jury trial is counted at the point when an opening statement or the introduction of any evidence occurs. Guilty pleas in criminal cases after the start of a non-jury trial are not counted as trials.

^fBeginning pending figure for the 1978 court year does not equal the end pending figure for the 1977 court year:

Figures are as given in the annual report.

ⁱData are not complete:

The data were compiled from 2,988 out of a possible 3,048 monthly county reports from the court. No reports were received from Culberson, Freestone, Kendall, Robertson, or Upton during the 1978 court year.

^jExplanation of data included in the category:

Filings include new cases filed and other cases reaching docket.

Domestic relations "nonadversary" category includes **adoptions**, change of name, occupational drivers' licenses, dependent and neglected children decisions, and removal of disability of minority.

[Ⓜ]Information on disposition type or trial data:

Directed verdict cases are counted as jury trials on the tables in Part I of this report.

Source: Texas Judicial Council, 50th Annual Report 1978 (Austin, Texas: May, 1979). Statistics are from the annual report except that totals have been computed where necessary.

TEXAS COUNTY COURT AT LAW, CONSTITUTIONAL COUNTY COURT, AND PROBATE COURT¹
 Court of limited jurisdiction
 94 courts, 94 judges; 254 courts, 254 judges; 7 courts, 7 judges
 January 1, 1978 to December 31, 1978

	Beginning pending	Filed	Disposed	End pending
Civil^d:				
Law:				
Other civil ^j	56,955 ^{fi}	47,212 ⁱ	49,396 ⁱ	54,771 ⁱ
Tort:				
Auto tort:				
Auto damage	14,612 ^{fi}	9,429 ⁱ	8,639 ⁱ	15,402 ⁱ
Contract:				
Suit on debt	39,349 ^{fi}	29,242 ⁱ	23,385 ⁱ	45,206 ⁱ
Real property rights:				
Condemnation	1,720 ⁱ	370 ⁱ	441 ⁱ	1,649 ⁱ
Estate:				
Probate/wills/intestate:				
Probate	N/A	57,574 ⁱ	N/A	N/A
Total civil	112,636 ^{fi}	143,827 ⁱ	81,861 ⁱ	117,028 ⁱ
Criminal^d:				
Misdemeanor:				
Worthless checks	62,684 ^{fi}	30,987 ⁱ	30,056 ⁱ	63,669 ⁸ⁱ
Marijuana	13,715 ^{fi}	24,542 ⁱ	25,929 ⁱ	12,333 ⁸ⁱ
Other criminal	109,580 ^{fi}	83,436 ⁱ	151,857 ⁱ	106,862 ⁸ⁱ
Total^j	185,979 ^{fi}	138,965 ⁱ	207,842 ⁱ	182,864 ⁸ⁱ
Appeal	(j)	65,762 ⁱ	(j)	(j)
Total criminal	185,979 ^{fi}	204,727 ⁱ	207,842 ⁱ	182,864 ⁱ
Traffic:				
DWI/DUI:				
Driving while intoxicated	49,295 ^{fi}	88,096 ⁱ	90,791	46,600 ⁱ
Total traffic	49,295 ^{fi}	88,096 ⁱ	90,791	46,600 ⁱ
Juvenile:				
Criminal-type offense:				
Delinquency	X	976 ⁱ	X	X
Status offense:				
Child in need of supervision	X	235 ⁱ	X	X
Total juvenile	1,308 ^{fi}	1,211 ⁱ	990 ⁱ	1,529 ⁱ
Grand total	349,218 ^{fi}	437,861 ⁱ	381,484 ⁱ	348,021 ⁸ⁱ

Trial^d

	Jury	Non-jury	Total
Civil:			
Law	671	2,478	3,149
Tort:			
Auto tort	149	444	593
Contract	79	1,111	1,190
Real property rights	9	10	19
Total	908	4,043	4,951
Criminal	1,122	2,132	3,254
Traffic:			
DWI/DUI	930	412	1,342
Grand total	2,960	6,587	9,547

Criminal dispositionsⁱ

Jury trial:	
Conviction	648
Acquittal	474
Non-jury trial:	
Conviction	1,066
Acquittal	1,066
Pleas of guilty/nolo contendere	79,505
Dismissed	99,428
Other	25,655

Civil dispositionsⁱ

	Law	Auto tort	Contract	Real property rights	Total
Default or agreed judgments ...	23,882	3,420	12,662	296	40,260
Dismissed	20,921	4,345	8,915	84	44,265
Other	1,444	281	618	42	2,385

Traffic dispositionsⁱ

Jury trial:	
Conviction	506
Acquittal	424
Non-jury trial:	
Conviction	226
Acquittal	186
Pleas of guilty/nolo contendere	71,792
Dismissed	15,867
Other	1,790

Texas County Court at Law, Constitutional County Court, and Probate Court (continued)

Boldface headings indicate the classifications used by the NCSP.

N/A = This case type is handled by the court, but the data are unavailable.

X = The data for this case type are known to be included in the total but were not available by category.

^dCase definition or unit of count:

A civil case is counted with the filing of a petition.

The criminal case unit of count is the number of defendants on the information or complaint.

A trial is counted if tried to verdict or decision.

^fBeginning pending figure for the 1978 court year does not equal the end pending figure for the 1977 court year:

The number of cases pending is adjusted by computer to reflect transfers and other year-end input.

^gChange in pending does not equal the difference between filings and dispositions:

Criminal appeals pending and disposed figures are reported in the **misdemeanor** categories. **Criminal appeals** filed are reported separately.

As a result, neither **misdemeanor** or **criminal appeals** figures balance.

ⁱData are not complete:

In the calendar year 1978, clerks in 244 counties reported data for all 12 months, 3 others reported fewer than 12 months' activities, and 7 submitted no reports at all. On a statewide basis 2,943 monthly county reports were received out of a possible 3,048 for the 12-month period. No data were received from Fayette, Foard, Jasper, Lamar, Palo Pinto, Roberts, and Upton Counties. No **criminal** data were reported by Culberson County.

Total civil and grand total disposition and pending figures do not include **estate** cases. Filings are for all categories.

^jExplanation of data included in the category:

"Other civil" includes all of Harris County (Houston) activity which was not reported in the four detailed civil categories.

Misdemeanor totals include **appeal** dispositions and pending cases. **Appeal** filings are separated from the **misdemeanor** cases.

Source: Texas Judicial Council, 50th Annual Report 1978 (Austin, Texas: May 1979). Statistics are from the annual report except that totals have been computed where necessary.

TEXAS MUNICIPAL COURT¹
 Court of limited jurisdiction
 1,000^b courts, 1,000 judges
 January 1, 1978 to December 31, 1978

	Beginning pending	Filed	Disposed	End pending
Criminal^d:				
Misdemeanor:				
Non-traffic	N/A	435,088 ⁱ	343,267 ⁱ	N/A
Total criminal ^k	N/A	435,088 ⁱ	343,267 ⁱ	N/A
Traffic:				
Parking	N/A	2,626,420 ⁱ	1,506,187 ⁱ	N/A
Other traffic violation	N/A	2,336,556 ⁱ	2,110,503 ⁱ	N/A
Total traffic	N/A	4,962,976 ⁱ	3,616,590 ⁱ	N/A
Grand total	N/A	5,398,064 ⁱ	3,959,857 ⁱ	N/A

<u>Trial^{d1}</u>				<u>Criminal dispositions¹</u>		<u>Traffic dispositions^{im}</u>	
	Jury	Non-jury	Total	Jury trial:		Jury trial:	
Criminal (misdemeanor) ...	893	62,847	63,740	Conviction	527	Conviction	1,158
Traffic^m (other traffic violation)	1,759	325,457	327,216	Acquittal	366	Acquittal	601
Total	2,652	388,304	390,956	Non-jury trial:		Non-jury trial:	
				Conviction	54,448	Conviction	271,230
				Acquittal	8,399	Acquittal	54,227
				Dismissed	45,412	Dismissed	323,670
				Bond forfeitures	70,794	Bond forfeitures	182,290
				Payments of fine	163,321	Payments of fine	1,277,327

Boldface headings indicate the classifications used by the NCSP.

N/A = This case type is handled by the court, but the data are unavailable.

^bParticular court or reporting system information:

Monthly reports were requested from the 214 cities with a 1970 population of over 5,000.

^dCase definition or unit of count:

The criminal case unit of count is the number of defendants on the complaint.

A trial is counted if tried to verdict or decision.

ⁱData are not complete:

Data reported here represent 2,322 Municipal Court monthly reports out of a possible 2,568. Data includes only courts in cities with a 1970 population of 5,000 or greater. Data for the entire year were submitted by courts in 186 cities, incomplete data were submitted by courts in 14 cities, and the remaining 14 cities submitted no data for the 1978 court year, a reporting rate of 90 percent.

^kAdditional information:

There were 3,922 felony complaints accepted and 14 examining trials conducted.

^mInformation on disposition type or trial data:

Trial and disposition data for **traffic** cases include only **other traffic violation** cases.

Source: Texas Judicial Council, 50th Annual Report 1978 (Austin, Texas: May, 1979). Statistics are from the annual report except that totals have been computed where necessary.

TEXAS JUSTICE OF THE PEACE COURT¹
Court of limited jurisdiction
931 courts, 931 judges
January 1, 1978 to December 31, 1978

	Beginning pending	Filed	Disposed	End pending
Civil^d:				
Law:				
Civil suits	N/A	198,317 ¹	144,763 ¹	N/A
Total civil	N/A	198,317 ¹	144,763 ¹	N/A
Criminal^d:				
Misdemeanor:				
Non-traffic	N/A	364,149 ¹	270,146 ¹	N/A
Total criminal	N/A	364,149 ¹	270,146 ¹	N/A
Traffic:				
Total traffic	N/A	1,175,613 ¹	1,059,499 ¹	N/A
Grand total	N/A	1,738,079 ¹	1,474,408 ¹	N/A

Trial^{d1}

	Jury	Non-jury	Total
Civil (Law)	458	52,635	53,093
Criminal (misdemeanor) ...	588	44,650	45,238
Traffic	2,921	152,990	155,911
Total	3,967	250,275	254,242

Civil dispositions¹

	Law
Settlement	46,268
Dismissed	45,402

Criminal dispositions¹

Jury trial:	
Conviction	308
Acquittal	280
Non-jury trial:	
Conviction	40,818
Acquittal	3,832
Dismissed	67,071
Bond forfeitures	5,107
Payments of fine	152,730

Traffic dispositions¹

Jury trial:	
Conviction	2,197
Acquittal	724
Non-jury trial:	
Conviction	146,354
Acquittal	6,636
Dismissed	58,217
Bond forfeitures	14,626
Payments of fine	830,745

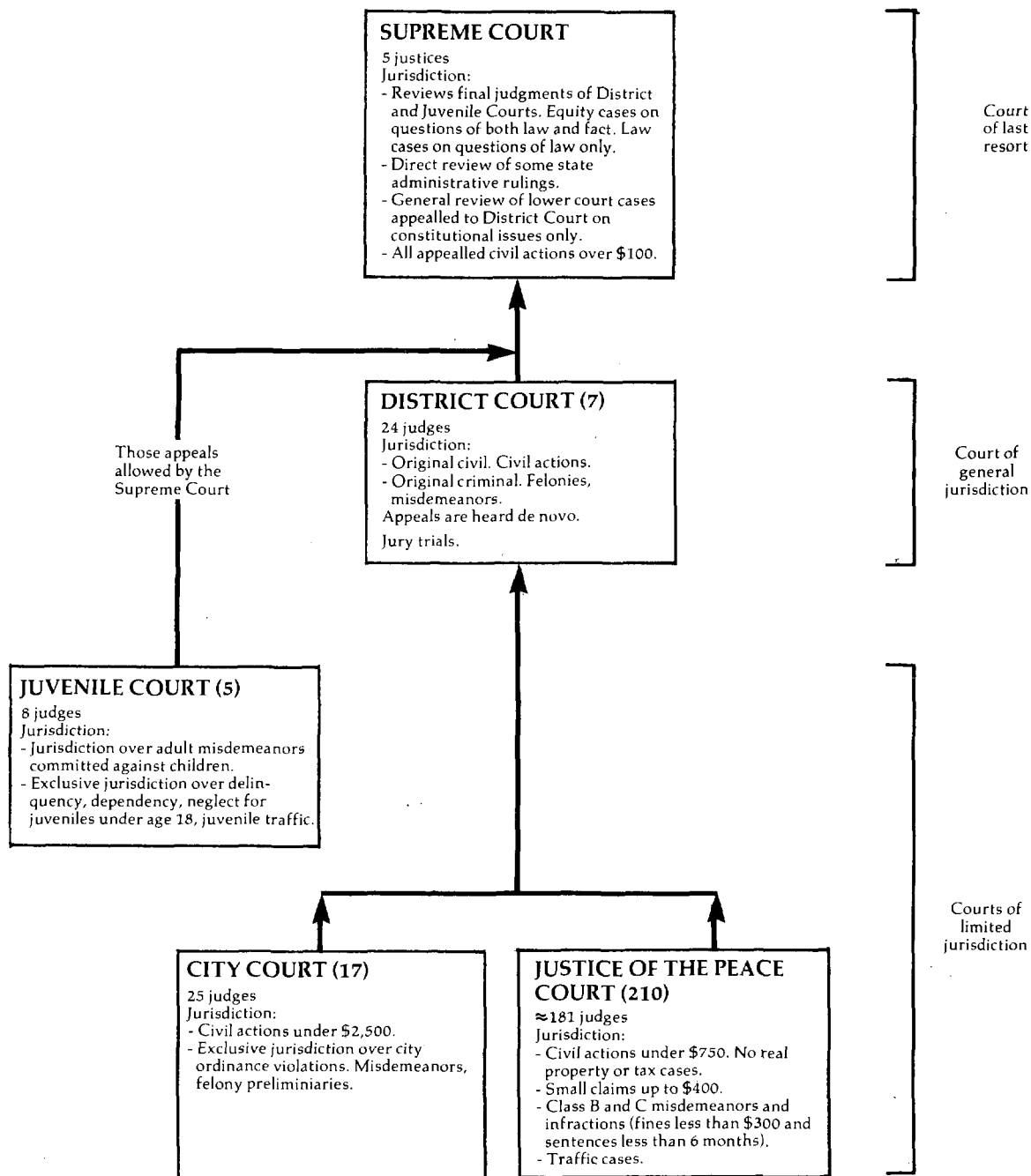
Boldface headings indicate the classifications used by the NCSP.
N/A = This case type is handled by the court, but the data are unavailable.

^dCase definition or unit of count:
A civil case is counted with the filing of a petition.
The criminal case unit of count is the number of defendants on the complaint.
A trial is counted if tried to verdict or decision.

¹Data are not complete:
Data reported here represent 8,655 Justice of the Peace Court monthly reports out of a possible 11,172, a reporting rate of 77 percent.

Source: Texas Judicial Council, 50th Annual Report 1978 (Austin, Texas: May, 1979). Statistics are from the annual report except that totals have been computed where necessary.

UTAH COURT SYSTEM, 1978



UTAH SUPREME COURT
Court of last resort
5 justices
January 1, 1978 to December 31, 1978

	Beginning pending	Filed	Disposed	End pending
Cases:				
Appeals:				
Civil	N/A	356	X	N/A
Criminal	N/A	131	X	N/A
Post conviction remedy:				
Post conviction	N/A	23	X	N/A
Appeals of administrative agency cases:				
Administrative agencies	N/A	51	X	N/A
Juvenile:				
Juvenile courts	N/A	8	X	N/A
Interlocutory appeals	N/A	29	X	N/A
Total appeals	N/A	598	X	N/A
Other cases:				
Original proceedings:				
Original jurisdiction:				
Original writs	N/A	16	X	N/A
Disciplinary matter:				
Attorney discipline or application to bar	N/A	11	X	N/A
Total	N/A	27	X	N/A
Requests to appeal	N/A	27	X	N/A
Total other cases	N/A	27	X	N/A
Total cases	N/A	625	635	N/A
Other proceedings:				
Other matters:				
Law and motions	--	328	328	--
Total other proceedings	--	328	328	--

Manner of disposition

Opinion 399
Dismissal 236

Boldface headings indicate the classifications used by the NCSP.

Blank space = Not enough information is known. The case category may or may not be handled by the court.

N/A = This case type is handled by the court, but the data are unavailable.

X = The data for this case type are known to be included in the total but were not available by category.

-- = Not applicable.

Source: Unpublished data provided by the clerk of the court during data verification. Statistics are from the unpublished data except that totals have been computed where necessary.

UTAH DISTRICT COURT
 Court of general jurisdiction
 7 districts, 24 judges
 July 1, 1977 to June 30, 1978

	Beginning pending	Filed	Disposed	End pending
Civil^d:				
Tort:				
Personal injury	X	872	X	X
Real property rights:				
Eminent domain	X	141	X	X
Domestic relations:				
Marriage dissolution:				
Divorce	X	10,371	X	X
Estate:				
Probate/wills/intestate:				
Probate	2,844	3,426	2,774	3,496
Mental health	X	870	834	X
Appeal	X	217	67	X
Extraordinary writ:				
Writ ^j	X	652	X	X
Other civil:				
Complaint ^j	X	11,993	X	X
Total civil	22,212	28,542	24,270	26,2998
Criminal^d:				
Felony/misdemeanor:				
Criminal categories	X	2,812	2,691	X
Appeal	X	632	614	X
Total criminal	1,261 ^f	3,444	3,305	1,4258
Grand total	23,473	31,986	27,575	27,7248

	<u>Trial^d</u>			<u>Civil dispositions</u>		<u>Criminal dispositions</u>		<u>Felony/ misdemeanor</u>
	<u>Jury</u>	<u>Non-jury</u>	<u>Total</u>					
Civil	275	2,206	2,481	Clerk judgment	854			
Criminal (Felony/ misdemeanor)	367	199	566	Summary judgment	764			
Total	642	2,405	3,047	Defaults	9,887	Pleas of guilty	1,604	
				Dismissed	6,609	Dismissed	521	

Boldface headings indicate the classifications used by the NCSP.
 X = The data for this case type are known to be included in the total but were not available by category.

^dCase definition or unit of count:
 A civil case is counted with the filing of a petition or complaint.
 The criminal case unit of count is the number of informations, indictments, or complaints.
 A jury trial is counted when the jury is sworn.
 A non-jury trial is counted at the point when an opening statement or the introduction of any evidence occurs.

^fBeginning pending figure for the 1978 court year does not equal the end pending figure for the 1977 court year:
 Figures are as given in the annual report.

⁸Change in pending does not equal the difference between filings and dispositions:
 Figures are as given in the annual report.

^jExplanation of data included in the category:
 Complaints (**other civil**) include filings not set forth in other categories, e.g., Uniform Enforcement of Support Act.
 Writs contain such matters as writs of review, prohibition, coram nobis, and habeas corpus.

Source: Utah Judicial Council, Annual Report, Utah Courts July 1, 1977-June 30, 1978 (Salt Lake City, Utah: 1978). Statistics are from the annual report except that totals have been computed where necessary.

UTAH CITY COURT^b
 Court of limited jurisdiction
 17 courts, 25 judges
 July 1, 1977 to June 30, 1978

	Beginning pending	Filed	Disposed	End pending
Civil^d:				
Small claims	N/A	9,758	X	N/A
Other civil:				
Complaints	N/A	21,064	X	N/A
New trials	N/A	246	X	N/A
Total	N/A	21,310	X	N/A
Total civil	N/A	31,068	26,063	N/A
Criminal^d:				
Misdemeanor:				
State ^j	N/A	9,168	X	N/A
Ordinance violation:				
City	N/A	20,078	X	N/A
Preliminary hearing:				
Felony preliminary	N/A	(j)	X	N/A
Other criminal:				
New trials	N/A	69	X	N/A
Total criminal	N/A	29,315	23,672	N/A
Traffic^d:				
Parking	N/A	323,049	X	N/A
Other traffic violation^j:				
Moving	N/A	126,891	X	N/A
Non-moving	N/A	38,636	X	N/A
Total	N/A	165,527	X	N/A
Total traffic	N/A	488,576	382,643	N/A
Grand total	N/A	548,959	432,378	N/A

	Trial ^d		
	Jury	Non-jury	Total
Civil	46	2,521	2,567
Criminal	220	3,601	3,821
Traffic	239	6,719	6,958
Total	505	12,841	13,346

Civil dispositions	
Dismissed	6,666
Defaults	11,670
Summary judgments	761
Clerk judgment	4,399

Criminal dispositions	
Guilty pleas	9,141
Bail forfeiture	2,937
Dismissed	5,444
Bound over	2,329

Traffic dispositions	
Guilty pleas	46,984
Bail forfeiture	319,862
Dismissed	8,839

Boldface headings indicate the classifications used by the NCSP.

N/A = This case type is handled by the court, but the data are unavailable.

X = The data for this case type are known to be included in the total but were not available by category.

^bParticular court or reporting system information:

The City Court was repealed effective July 1, 1978 and replaced by the Circuit Court.

^dCase definition or unit of count:

A civil case is counted with the filing of a petition or complaint.

The criminal case unit of count is the number of informations, indictments, or complaints.

The traffic case unit of count is the number of citations issued, regardless of the number of violations contained in each citation.

A jury trial is counted when the jury is sworn.

A non-jury trial is counted at the point when an opening statement or the introduction of any evidence occurs.

ⁱData are not complete:

The grand total cases disposed figure only includes traffic cases. Data were not available for civil and criminal dispositions.

^jExplanation of data included in the category:

State case filings include felony preliminary hearings and state misdemeanors.

Source: Utah Judicial Council, Annual Report, Utah Courts July 1, 1977-June 30, 1978 (Salt Lake City, Utah: 1978). Statistics are from the annual report except that totals have been computed where necessary, and additions were made by the office of the state court administrator during verification.

UTAH JUVENILE COURT
 Court of limited jurisdiction
 5 districts, 8 judges
 January 1, 1978 to December 31, 1978

	Beginning pending	Filed ^J	Disposed	End pending
Criminal^d:				
Misdemeanor:				
Adult referrals	N/A	287	N/A	N/A
Total criminal	N/A	287	N/A	N/A
Traffic:				
Other traffic violation:				
Traffic--juvenile	N/A	14,494	N/A	N/A
Total traffic	N/A	14,494	N/A	N/A
Juvenile:				
Criminal-type offense:				
Criminal	N/A	15,252	N/A	N/A
Status offense	N/A	6,382	N/A	N/A
Non-offense:				
Dependency, neglect, abuse	N/A	1,733	N/A	N/A
Total juvenile	N/A	23,367	N/A	N/A
Grand total	N/A	38,148	N/A	N/A

Boldface headings indicate the classifications used by the NCSP.

N/A = This case type is handled by the court, but the data are unavailable.

^dCase definition or unit of count:

The criminal case unit of count is the number of informations, indictments, or complaints.

^JExplanation of data included in the category:

Filed figures are the number of referrals.

Source: Administrative Office of Juvenile Court, Juvenile Court for the State of Utah, Annual Report, 1978 (Salt Lake City, Utah). Statistics are from the annual report except that totals have been computed where necessary.

UTAH JUSTICE COURT¹
Courts of limited jurisdiction
210 courts, ~181 justices of the peace
July 1, 1977 to June 30, 1978

	Beginning pending	Filed	Disposed	End pending
Civil^d:				
Small claims	N/A	3,306 ^d	N/A	N/A
Other civil	N/A	314 ^d	N/A	N/A
Total civil	N/A	3,620 ^d	N/A	N/A
Criminal^d:				
Misdemeanor	N/A	17,980 ^d	N/A	N/A
Preliminary hearing	N/A	288 ^d	N/A	N/A
Total criminal	N/A	18,268 ^d	N/A	N/A
Traffic^d:				
DUI/DWI	N/A	3,005 ^d	N/A	N/A
Parking	N/A	10,697 ^d	N/A	N/A
Other traffic violation:				
License violations	N/A	12,782 ^d	N/A	N/A
Speeding	N/A	83,919 ^d	N/A	N/A
Other Moving	N/A	19,696 ^d	N/A	N/A
Other Non-moving	N/A	30,661 ^d	N/A	N/A
Total	N/A	147,058 ^d	N/A	N/A
Total traffic	N/A	160,760 ^d	N/A	N/A
Grand total	N/A	182,648 ^d	N/A	N/A

Boldface headings indicate the classifications used by the NCSP.

N/A = This case type is handled by the court, but the data are unavailable.

^dCase definition or unit of count:

 A civil case is counted with the filing of a complaint.

 The criminal case unit of count is the number of complaints filed.

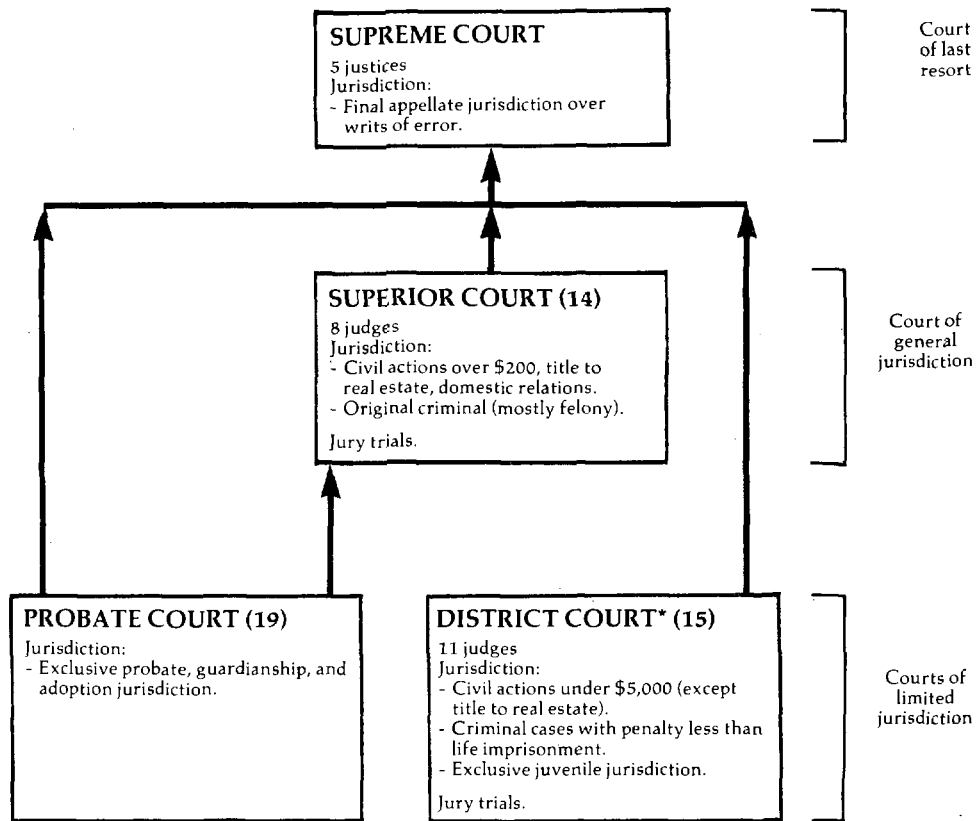
 The traffic case unit of count is the number of violations contained within each citation.

¹Data are not complete:

 Monthly statistical reports were submitted by 161 of the 181 justices of the peace.

Source: Utah Judicial Council, Annual Report, Utah Courts July 1977-June 1978 (Salt Lake City, Utah: 1978). Statistics are from the annual report except that totals have been computed where necessary.

VERMONT COURT SYSTEM, 1978



↑ Indicates route of appeal.

*The District Court was created as a court of limited jurisdiction but since its creation has steadily increased its scope to include almost all criminal business except for homicides and cases where the sentence may be life imprisonment.

VERMONT SUPREME COURT
Court of last resort
5 justices
July 1, 1977 to June 30, 1978

	Beginning pending ^b	Filed	Disposed	End pending
Cases:				
Appeals:				
Civil:				
Civil	X	271	260	X
Small claims	X	0	1	X
URESAs	X	0	1	X
Probate	X	0	1	X
Total	X	271	263	X
Criminal:				
Criminal	X	57	70	X
Traffic	X	5	2	X
Bail	X	3	1	X
Total	X	65	73	X
Postconviction remedy:				
Postconviction	X	5	2	X
Habeas corpus	X	2	3	X
Total	X	7	5	X
Juvenile	X	5	5	X
Total appeals	287	348	346	2918
Other cases:				
Original proceedings:				
Original jurisdiction:				
Habeas corpus	X	2	2	X
Extraordinary relief	X	7	8	X
Other	X	1	1	X
Total	X	10	11	X
Disciplinary matter	X	1	1	X
Total	2	11	12	1
Requests to appeal				
Total other cases	2	11	12	1
Total cases	289	359	358	2928
Other proceedings:				
Rehearing requests:				
Motions requesting reargument	2	19	20	1
Total other proceedings	2	19	20	1

Manner of disposition

	<u>Original proceedings</u>		
	<u>Appeals</u>	<u>proceedings</u>	<u>Total</u>
Written opinion	101 ^m	1	102
Per curiam	31	1	32
By court order	92	10	102
Stipulation by parties	122	0	122

Disposition of appeals

<u>Disposition of appeals</u>	
Written and per curiam opinions:	
Affirmed	52
Affirmed with instructions	1
Affirmed with modifications	0
Reversed	7
Affirmed in part, reversed in part	5
Dismissed	4
Reversed and remanded	43
Reversed and remanded with instructions ..	0
Dismissed and cause remanded	1
Remanded with instructions	0
Affirmed and remanded	0
Vacated and judgment made by court	0
Certified questions answered	3
Vacated and remanded	7
Judgment vacated	4
Judgment vacated and cause dismissed	2
Remanded	2
Reversed and vacated	1

Age of pending cases

	<u>Original proceedings</u>	
	<u>Appeals</u>	<u>proceedings</u>
Under 6 months	151	0
6+ to 12 months	69	0
12+ to 18 months	38	1
18+ to 24 months	17	0
24+ to 30 months	11	0
30+ to 36 months	4	0
Over 36 months	1	0

Boldface headings indicate the classifications used by the NCSF.

X = The data for this case type are known to be included in the total but were not available by category.

^SChange in pending does not equal the difference between filings and dispositions:

Figures are as given in the annual report.

^mInformation on trial or type of disposition data:

There were also 4 dissenting and 1 concurring in part, dissenting in part opinions written.

Source: Office of the Court Administrator, Judicial Statistics for Year Ending June 30, 1978 (Montpelier, Vermont). Sources of case data are available. Statistics are from the annual report except that totals have been computed where necessary.

VERMONT SUPERIOR COURT^b
 Court of general jurisdiction
 14 counties, 8 judges
 July 1, 1977 to June 30, 1978

	Beginning pending ^d	Filed	Disposed	End pending
Civil^d:				
Law:				
Civil	4,285 ^f	3,335	3,413	4,207
Domestic relations:				
Other domestic relations:				
Matrimonial ^j	2,433 ^f	3,194	2,923	2,704
Appeal:				
Miscellaneous ^j	402 ^f	332	366	368
Extraordinary writ:				
Habeas corpus	5	31	31	5
Total civil	7,125^f	6,892	6,733	7,284
Criminal^d:				
Felony	25	33	38	20
Misdemeanor	1	4	2	3
Appeal	(j)	(j)	(j)	(j)
Postconviction remedy	7	45	36	16
Total criminal	33	82	76	39
Grand total	7,158^f	6,974	6,809	7,323

	Trial ^d			Civil dispositions				Criminal dispositions ^m		
	Jury	Non-jury	Total	Law	Domestic relations	Appeal ^j	Total			
Civil^m:										
Law	73	489	562	447	--	3	450	Plea	7	
Appeal ^j	11	121	132	243	--	45	288	Dismissed	14	
Total	84	610	694	22	--	--	22	Nolle prosequere	0	
Criminal^m (felony/ misdemeanor)	9	1	10	1,954	430	175	2,559	Change of venue	6	
Grand total	93	611	704	184	--	11	195	Extradition	3	
				1	--	--	1			
				Granted	--	2,253	2,253			
				Discontinued and other ..	--	240	240			

Age of pending cases

	Law	Domestic relations	Appeal ^j	Felony	Misdemeanor
Under 3 months	(n)	(n)	(n)	4	3
3+ to 6 months	(n)	(n)	(n)	9	0
6+ to 12 months	(n)	(n)	(n)	1	0
Under 12 months	2,212	2,066	212	5	0
12+ to 24 months	1,453	558	117	1	0
24+ to 36 months	426	79	33	0	0
Over 36 months	116	1	6	0	0

Boldface headings indicate the classifications used by the NCSP.

-- = Not applicable.

^dCase definition or unit of count:

- A civil case is counted with the filing of a petition or complaint.
- The criminal case unit of count is the number of informations or indictments.
- A jury trial is counted if the jury hands down a verdict.
- A non-jury trial is counted if tried to decision.

^fBeginning pending figure for the 1978 court year does not equal the end pending figure for the 1977 court year:

The difference represents adjustments made during the year to counts from Bennington and Grand Isle Counties.

^jExplanation of data included in the category:

- Matrimonial cases include divorce, annulment, and support/custody cases.
- Miscellaneous cases include both civil and criminal appeals as well as some habeas corpus and postconviction remedy cases.

^kAdditional information:

Criminal cases pending under three months includes one misdemeanor case.

^mCategories for disposition type or trial data:

- Civil trials include data only for law and appeal cases.
- Criminal disposition and trial data are only given for felony and misdemeanor cases, and do not include any appeal data.

ⁿTime interval or age of pending data:

The data for civil, matrimonial, and miscellaneous cases under 3 months, 3+ to 6 months, and 6+ to 12 months in age are included in the total listed as under 12 months.

Source: Office of the Court Administrator, Judicial Statistics for Year Ending June 30, 1978 (Montpelier, Vermont). Statistics are from the annual report except that totals have been computed where necessary.

VERMONT DISTRICT COURT^b
Court of limited jurisdiction
 15 circuits, 11 judges
 July 1, 1977 to June 30, 1978

	Beginning pending ^b	Filed	Disposed	End pending
Civil^d:				
Law:				
Civil	2,781	3,225	3,916	2,090
Small claims	2,012	6,252	6,416	1,848
Domestic relations:				
Support/custody:				
Uniform Reciprocal Enforcement of Support Act	1,767	708	2,308	167
Mental health:				
Mentally ill commitments	71	428	448	51
Total civil	6,631	10,613	13,088	4,156
Criminal^d:				
Felony	1,030 ^f	2,654	2,760	923
Misdemeanor	3,154 ^f	16,533	17,197	2,490
Total criminal	4,184 ^f	19,186	19,957	3,413
Traffic:				
Total traffic	2,750	71,121	71,894	1,977
Juvenile:				
Total juvenile	198	1,097	1,054	241
Grand total	13,763 ^f	102,017	105,993	9,787

Civil ^g :	Trial ^d		
	Jury	Non-jury	Total
Law	16	229	245
Small claims	0	392	392
Total	16	621	637
Criminal	137	75	212
Traffic	9	360	369
Grand total	162	1,056	1,218

Civil dispositions	
Law:	
Voluntary dismissal	1,696
Default judgment	1,600
Dismissed by judge	364
Transferred	11
Small claims:	
Settled/discontinued/ dismissed/summary judgment	6,024

Criminal dispositions	
Jury trial:	
Guilty plea	24
Non-jury trial:	
Guilty plea	1
Guilty plea before trial	14,249
Dismissed by court	678
Dismissed by attorney for the state	
Transferred to Juvenile Court	4,554
Change of venue	238
	1

	Age of pending cases			
	Civil (law)	Felony	Misdemeanor	Traffic
Under 3 months	(n) 475	1,169	(n)	(n)
3+ to 6 months	(n) 126	270	(n)	(n)
Under 6 months	(n) 601	1,439	1,796	
6+ to 12 months	(n) 74	162	154	
Under 12 months	1,442	675	1,601	1,950
12+ to 24 months	511	27	57	11
24+ to 36 months	91	4	4	8
Over 36 months	46	4	3	8

Traffic dispositions	
Plea	59,887
Nolle prosequi	1,249
Dismissed	759
Referred to Department of Motor Vehicles (noncompliance)	9,630

Boldface headings indicate the classifications used by the NCSP.

^dCase definition or unit of count:

A civil case is counted with the filing of a petition or complaint.

The criminal case unit of count is the number of informations, indictments, or complaints.

A jury trial is counted if tried to verdict for **civil** and **traffic** cases; if drawing of jury begins for **criminal** cases.

A non-jury trial is counted if tried to decision for **civil** and **traffic** cases; if trial begins for **criminal** cases.

^fBeginning pending figure for the 1978 court year does not equal the end pending figure for the 1977 court year:

These differences reflect adjustments made to pending figures for the Orleans and Windsor Circuits.

^gCategories for disposition type or trial data:

Civil trials include only data for law and small claims cases.

^hTime intervals or age of pending data:

Civil age of pending cases under 3 months, 3+ to 6 months, under 6 months, and 6+ to 12 months are listed as under 12 months.

Traffic age of pending cases under 3 months and 3+ to 6 months are listed as under 6 months.

Source: Office of the Court Administrator, Judicial Statistics for Year Ending June 30, 1978 (Montpelier, Vermont). Statistics are from the annual report except that totals have been computed where necessary.

VERMONT PROBATE COURT^b
 Court of limited jurisdiction
 19 circuits
 July 1, 1977 to June 30, 1978

	Beginning pending ^b	Filed ^d	Disposed	End pending
Civil^d:				
Domestic relations:				
Adoptions	114	531	518	127
Other domestic relations:				
Pre-marriage matters	0	676	676	0
Total	114	1,207	1,194	127
Estate:				
Probate/wills/intestate:				
Decedent estates	4,311 ⁱ	2,010	1,632 ⁱ	4,689 ⁱ
Testamentary trusts	1,977	95	95	1,977
Total	6,288	2,105	1,727	6,666
Guardianship/conservatorship/trusteeship:				
Guardianship	3,498 ⁱ	1,023	689	3,832 ⁱ
Other estate:				
Gifts to minors	0	2	0	2
Cemetaries	0	1	1	0
Total	0	3	1	2
Total	9,786	3,131	2,417	10,500
Mental health:				
Alcohol and drug commitments	1	2	2	1
Other civil:				
Change of name	11	145	146	10
Vital records	119	377	387	109
Total	130	522	533	119
Total civil	10,031 ⁱ	4,862	4,146	10,747 ⁱ
Grand total	10,031 ⁱ	4,862	4,146 ⁱ	10,747 ⁱ

Number of contested hearings held

Domestic relations:	
Adoption	29
Estate:	
Decedent estates and testamentary trusts	75
Guardianships	35
Mental health	1
Total	140

Boldface headings indicate the classifications used by the NCSP.

^dCase definition or unit of count:

A civil case is counted with the filing of a petition or complaint.

^jExplanation of data included in the category:

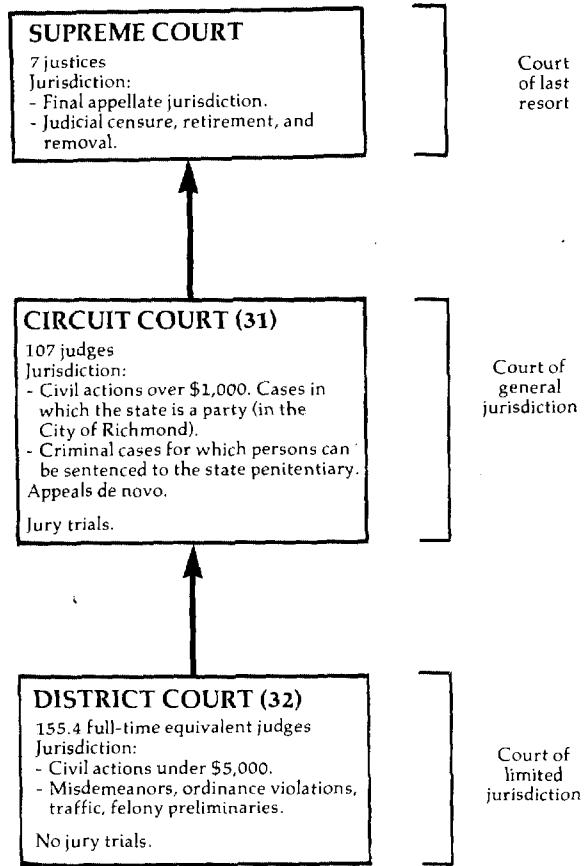
Cases filed prior to January 1, 1970 which were disposed during the year were added into the filings as reopened cases. There were 173 cases reopened during the court year for this reason.

ⁱData are not complete:

Figures for pending cases do not include hearings held for cases commenced prior to January 1, 1970.

Source: Office of the Court Administrator, Judicial Statistics for Year Ending June 30, 1978 (Montpelier, Vermont). Statistics are from the year ending report except that totals have been computed where necessary.

VIRGINIA COURT SYSTEM, 1978



↑ Indicates route of appeal.

VIRGINIA SUPREME COURT
Court of last resort
7 justices
January 9, 1978 to January 5, 1979

	Beginning pending	Filed	Disposed	End pending
Cases:				
Appeals:				
Petitions to appeal granted:				
Civil	X	(170) ^e	X	X
Criminal	X	(67) ^e	X	X
Postconviction remedy:				
Habeas corpus	X	(0) ^e	X	X
Total appeals	136	(237) ^e	230	192 ^g
Other cases:				
Original proceedings:				
Original jurisdiction:				
Habeas corpus	X	X	219	X
Mandamus	X	X	45	X
Prohibition	X	X	7	X
Total	70 ^l	X	271	114
Requests to appeal:				
Petitions to appeal:				
Withdrawn	--	X	47	--
Civil	228 ^l	X	444 (170) ^e	171
Criminal	300 ^l	X	858 (67) ^e	277
Postconviction remedy:				
Habeas corpus	14 ^l	X	81 (0) ^e	21
Total	542 ^l	X	1,430 (237) ^e	469
Total other cases	612 ^l	1,846	1,701 (237) ^e	583 ^g
Total cases	748	1,846 (237)^e	1,931 (237)^e	775^g
Other proceedings:				
Rehearing requests	N/A	87	90	N/A
Other matters:				
Orders to show cause or respond	--	280 ^l	280 ^l	--
Extensions of time	N/A	324 ^l	324 ^l	N/A
Total	N/A	604	604	N/A
Total other proceedings	N/A	691	694	N/A

Manner of dispositionDisposition of cases

<u>Appeals</u>		<u>Disposition of cases</u>		<u>Requests to appeal</u>	<u>Original jurisdiction</u>
			<u>Appeals</u>		
Written opinion	149	Affirmed	76	--	--
By order	81	Reversed, remanded, etc.	73	--	--
Withdrawn	47	Denied	--	1,383	234
		Withdrawn	--	47	--

Boldface headings indicate the classifications used by the NCSF.

N/A = This case type is handled by the court, but the data are unavailable.

X = The data for this case type are known to be included in the total but were not available by category.

-- = Not applicable.

^eCases not included in the total to avoid double counting:

Petitions to appeal granted are not counted as disposed until the appeal is disposed; a filing is not counted for the appeal. The number of granted petitions to appeal appear in parentheses.

^gChange in pending does not equal the difference between filings and dispositions:

Figures are as reported in the annual report.

^lSpecial source or revision in data:

Beginning pending figures for other cases were taken from the 1977 annual report, where they are listed as end pending figures for 1977.

Filed and disposed figures for other matters were supplied by the clerk of the court during data verification.

Source: Office of the Executive Secretary, Supreme Court, State of the Judiciary Report 1977 and State of the Judiciary Report 1978 (Richmond, Virginia: 1978 and 1979). Statistics are from the annual report except that totals have been computed where necessary.

VIRGINIA CIRCUIT COURT
Court of general jurisdiction
31 circuits, 107 judges
January 1, 1978 to December 31, 1978

	Beginning pending	Filed	Disposed	End pending
Civil^d:				
Law:				
Other law	X	24,383	21,726	X
Real property rights:				
Condemnation	X	950	984	X
Equity:				
Other chancery	X	11,835	10,311	X
Domestic relations:				
Marriage dissolution:				
Divorce	X	32,190	29,956	X
Appeal	X	2,617	1,738	X
Total civil	90,238 ¹	71,975	64,715	97,498
Criminal^d:				
Felony	8,541 ¹	29,354	27,933	9,969
Misdemeanor	6,289 ¹	23,267	22,207	7,351
Extraordinary writs				
Habeas corpus	38 ¹	462	399	102
Total criminal	14,868 ¹	53,083	50,539	17,422
Grand total	105,106 ¹	125,058	115,244	114,920

<u>Trial^d</u>			<u>Civil dispositions</u>							
	Jury	Non-jury	Total		Law	Real property rights	Equity	Marriage dissolution	Appeal	Total
Civil				Settled/dismissal	12,110	394	2,867	2,421	787	19,179
Law	1,356	3,533	4,889	Default judgment	1,115	0	54	12	77	1,258
Real property rights ..	172	122	294	Case purged	1,829	16	753	1,058	154	2,471
Equity	25	2,011	2,036	Criminal dispositions						
Domestic relations:										
Marriage dissolution .	74	16,062	16,136							
Appeal	135	546	681							
Total	1,762	22,274	24,036							
Criminal:										
Felony	2,001	6,696	8,697	Withdrawal prior to trial						
Misdemeanor	718	6,064	6,782	Dismissed without trial		1,077	1,068	216		2,361
Extraordinary writ	--	80	80	Nolle Prosequi		4,511	2,874	--		7,385
Total	2,719	12,840	15,559	Guilty plea prior to trial.....		12,057	8,670	--		20,727
Grand total	4,481	35,114	39,595	Other		1,591	1,163	91		2,845

Boldface headings indicate the classifications used by the NCSP.

N/A = This case type is handled by the court but the data are unavailable.

X = The data for this case type are known to be included in the total but were not available by category.

-- = Not applicable.

^dCase definition or unit of count:

A civil case is counted with the filing of a petition or complaint.

The criminal case unit of count is the number of charges.

A jury trial is counted when the jury is sworn.

A non-jury trial is counted at the point when an opening statement or the introduction of any evidence occurs.

^fBeginning pending figure for the 1978 court year does not equal the end pending figure for the 1977 court year:

Figures are as given in the annual report.

¹Special source or revision in the data:

Beginning pending figures for the 1978 court year were taken from the 1977 annual report where they are given as end pending figures.

Source: Office of the Executive Secretary, Supreme Court, State of the Judiciary Report 1978 (Richmond, Virginia: 1979). Statistics are from the report except that totals have been computed where necessary.

VIRGINIA DISTRICT COURT
Court of limited jurisdiction
32 districts, 155.4^c full-time equivalent judges
January 1, 1978 to December 31, 1978

	Beginning pending	Filed	Disposed	End pending
Civil^d:				
Domestic relations	N/A	49,343	43,758	N/A
Other civil:				
Civil	<u>N/A</u>	<u>407,168</u>	<u>390,339</u>	<u>N/A</u>
Total civil	N/A	456,511	434,097	N/A
Criminal^d:				
Other criminal:				
Criminal	<u>N/A</u>	<u>285,840</u>	<u>269,700</u>	<u>N/A</u>
Total criminal	N/A	285,840	269,700	N/A
Traffic:				
Total traffic	N/A	903,646	866,405	N/A
Juvenile:				
Total juvenile	N/A	126,709	115,350	N/A
Grand total	N/A	1,772,706	1,685,552	N/A

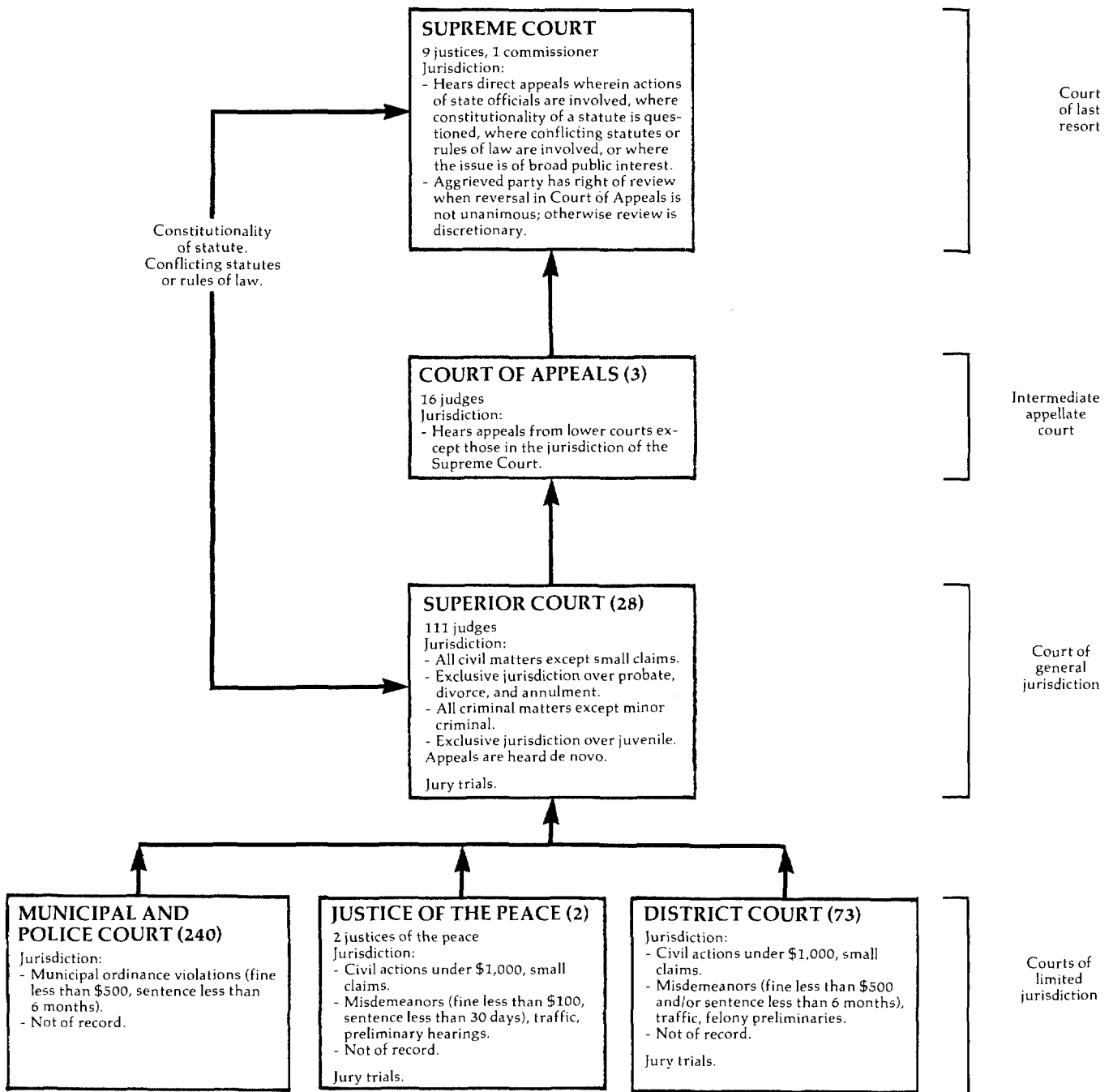
Boldface headings indicate the classifications used by the NCSP.
 N/A = This case type is handled by the court, but the data are unavailable.

^cJudge information:
 The court is also served by magistrates. There are 409 positions authorized, 241 of which serve full-time. During the 1978 court year, they issued 278,859 arrest warrants, 178,920 bonds, 35,410 summons, 3,572 search warrants, 189,630 committals and releases, 154,596 civil warrants, and handled 23,981 prepayments of traffic infractions and 8,687 prepayments of class four misdemeanors.

^dCase definition or unit of count:
 A civil case is counted with the filing of a petition or complaint.
 The criminal case unit of count is the number of charges.

Source: Office of the Executive Secretary, Supreme Court, State of the Judiciary Report 1978 (Richmond, Virginia: 1979). Statistics are from the annual report except that totals have been computed where necessary.

WASHINGTON COURT SYSTEM, 1978



↑ Indicates route of appeal.

WASHINGTON SUPREME COURT
Court of last resort
9 justices^c
January 1, 1978 to December 31, 1978

	Beginning pending	Filed	Disposed	End pending
Cases:				
Appeals:				
Civil	182 ^f	129	181	130
Criminal	42 ^f	54	50	46
Total appeals	224 ^f	183	231	176
Other cases:				
Original proceedings:				
Disciplinary matter	7 ^f	10	12	5
Requests to appeal:				
Petitions for review:				
Civil	69 ^f	177	171	58
Criminal	68	160	185	60
Total	137 ^f	337	356	118
Personal restraint petitions	6 ^f	1	5	2
Notices of discretionary review	37 ^f	123	130	30
Total	180 ^f	461	491	150
Total other cases	187 ^f	471	503	155
Total cases	411	654	734	331

Manner of disposition

	Appeals			Disci- plinary	Petitions for review			Personal restraint	Discre- tionary review	Total
	Civil	Criminal	Total		Civil	Criminal	Total			
Opinion	125	25	150	11	33	43	2	5	244	
Order:										
Denied	7	6	13	0	151	123	2	81	370	
Dismissed	21	5	26	1	1	5	1	42	76	
Transferred	28	14	42	0	0	0	0	2	44	

Time intervalⁿ (median months)

Filing of notice of appeal to date perfected	9.0
Date perfected to date argued	5.0
Date argued to filing of opinion	5.0

Status of pending appeals (12/31/78)

	Civil	Criminal	Total
Not ready for setting ⁿ	49	18	67
Ready for setting ⁿ	4	2	6
Set for hearing	27	6	33
Opinion/order in process	26	19	45
Opinion/order filed (awaiting remittance)	24	1	25

Boldface headings indicate the classifications used by the NCSP.

^cJudge information:

In addition, one commissioner serves the Supreme Court.

^fBeginning pending figure for the 1978 court year does not equal the end pending figure for the 1977 court year:

Figures were revised by the clerk of the Supreme Court.

ⁿInformation on time interval or age of pending data:

These data include only those appeals which were filed directly in the Supreme Court. Appeals which were filed originally in the Court of Appeals and were later certified or transferred to the Supreme Court required an average of 1.5 months more to perfect and process. A case is not considered ready for setting in the Supreme Court until the opening brief of the appellant and the answering brief of the respondent are filed, and the Supreme Court has made a determination that the case presents issues that are proper for Supreme Court review.

Source: Office of the Administrator for the Courts, 22nd Annual Report 1978 (Olympia, Washington). Statistics are from the annual report except that totals have been computed where necessary.

WASHINGTON COURT OF APPEALS
Intermediate appellate court
3 divisions, 16 judges
January 1, 1978 to December 31, 1978

	Beginning pending ^j	Filed	Disposed	End pending ^j
Cases:				
Civil	1,244 ^f	1,122	1,145	1,221
Criminal	884 ^f	696	625	955
Total appeals	2,128 ^f	1,818	1,770	2,176
Other cases:				
Original proceedings:				
Personal restraint petitions ^j	82 ^f	142	153	71
Requests to appeal:				
Motions for discretionary review	65 ^f	133	150	48
Total other cases	147 ^f	275	303	119 ^k
Total cases	2,275 ^f	2,093	2,073	2,295

	Manner of disposition			Other cases		Time interval (median months)		
	Civil	Criminal	Total	Cases	Total	I	II	III
Published opinion	237	165	402	18	420	4.0	6.9	6.4
Unpublished opinion	251	295	546	14	560	7.0	9.0	7.0
Order:								
Denied	--	--	--	182	182	3.0	1.5	1.3
Dismissed	578	129	707	79	786			
Transferred	79	36	115	10	125			

Status of pending case (12/31/78)

	Appeals		Original proceedings	Requests to appeal
	Civil	Criminal		
Not ready for setting	546	392	45	32
Ready for setting	178	113	12	2
Set for hearing	217	210	2	7
Opinion/order in process	138	112	1	5
(awaiting remittance)	142	128	2	11

Boldface headings indicate the classifications used by the NCSP.
-- = Not applicable.

^fBeginning pending figure for the 1978 court year does not equal the end pending figure for the 1977 court year:

Figures are as given in the annual report and reflect adjustments made to the caseload during the year by the clerk of the court.

^hFigure was computed:

Disposed figures were computed from pending and filed data.

^jExplanation of data included in the category:

Personal restraint petitions include habeas corpus, writs and motions, and CrR 7.7 cases.

Pending figures include cases awaiting remittance.

Source: Office of the Administrator for the Courts, 22nd Annual Report 1978 (Olympia, Washington). Statistics are from the annual report except that totals have been computed where necessary.

WASHINGTON SUPERIOR COURT
Court of general jurisdiction
28 courts, 111 judges
January 1, 1978 to December 31, 1978

	Beginning pending	Filed	Disposed	End pending
Civil^d:				
Tort	N/A	6,882	X	N/A
Contract:				
Commercial/contract	N/A	21,679	X	N/A
Real property rights:				
Property rights	N/A	3,468	X	N/A
Domestic relations:				
Adoptions	N/A	3,146	X	N/A
Other domestic relations:				
Domestic relations	N/A	41,659	X	N/A
Total	N/A	44,805	X	N/A
Estate:				
Probate/wills/intestate:				
Probate	N/A	10,933		N/A
Guardianship/conservatorship/trusteeship:				
Guardianships	N/A	1,937	X	N/A
Other estate:				
Other probate matters	N/A	669	X	N/A
Total	N/A	13,539	X	N/A
Appeal:				
Appeal of trial court case:				
Lower court appeals	N/A	549	X	N/A
Mental health	N/A	3,334	N/A	N/A
Other civil	N/A	9,690	X	N/A
Total civil	N/A	103,946	84,067 ¹	N/A
Criminal^d:				
Felony^j:				
Crime against person ^j	N/A	2,528	X	N/A
Crime against property ^j	N/A	4,432	X	N/A
Liquor/narcotics	N/A	1,513	X	N/A
Other criminal	N/A	2,695	X	N/A
Total	N/A	11,168	X	N/A
Appeal of trial court case:				
De novo appeals from lower courts	N/A	3,110	X	N/A
Total criminal	N/A	14,278	13,817	N/A
Juvenile:				
Total juvenile	N/A	17,406	N/A	N/A
Grand total	N/A	135,630	97,884 ¹	N/A

	Trial ^d			Civil dispositions ^m		Criminal dispositions	
	Jury	Non-jury	Total				
Civil^m	1,065	7,381	8,446	Dismissed--failure to prosecute..	4,393	Dismissed/acquitted	4,009
Criminal	1,925	690	2,615	Dismissed--other reasons	13,338	Judgment and sentenced	5,114
Total	2,990	8,071	11,061	Default judgment	18,545	Deferred/suspended sentence ...	4,694
				Change of venue	540		
				Summary judgment	1,454		
				Agreed and trial judgment	20,848		
				Other	13,296		

Boldface headings indicate the classifications used by the NCSP.

N/A = This case type is handled by the court, but the data are unavailable.

X = The data for this case type are known to be included in the total but were not available by category.

^dCase definition or unit of count:

A civil case is counted with the filing of a petition or complaint.

The criminal case unit of count is the number of defendants on the information or indictment.

A jury trial is counted when the jury is sworn.

A non-jury trial is counted when the first witness is sworn.

¹Data are not complete:

Total civil disposition figure does not include **mental health** cases.

Grand total disposition figure does not include **mental health** or **juvenile** cases.

^jExplanation of data included in the category:

Although there is dual jurisdiction, it is assumed that all **misdemeanor** cases are filed in limited jurisdiction courts.

Therefore, all original **criminal** cases filed in the Superior Court are **felony** cases.

Crime against person category includes homicide, assault, sex offenses, and robbery.

Crime against property category includes burglary, larceny, and forgery.

^mInformation on disposition type or trial data:

Civil trial and type of disposition data do not include **adoption**, **estate**, or **mental health** cases.

Source: Office of the Administrator for the Courts, 22nd Annual Report 1978 (Olympia, Washington). Statistics are from the annual report except that totals have been computed where necessary.

WASHINGTON MUNICIPAL AND POLICE COURT^k
 Court of limited jurisdiction
 240 courts^k
 January 1, 1978 to December 31, 1978

	Beginning pending	Filed	Disposed	End pending
Criminal^d:				
Ordinance violation:				
Criminal	N/A	47,160	N/A	N/A
Total criminal	N/A	47,160	N/A	N/A
Traffic:				
Parking:				
Parking citations	N/A	474,664	N/A	N/A
Other traffic violation:				
Traffic	N/A	251,842	N/A	N/A
Total traffic	N/A	726,506	N/A	N/A
Grand total	N/A	773,666	N/A	N/A

<u>Trial^d^{k1}</u>			<u>Criminal dispositions^{k1}</u>	
	<u>Jury</u>	<u>Non-jury</u>	<u>Total</u>	
Criminal	96	11,160	11,256	Bail forfeitures 10,686
Traffic	168	22,154	22,322	<u>Traffic dispositions^{k1}</u>
Total	264	33,314	33,578	Bail forfeitures 156,183

Boldface headings indicate the classifications used by the NCSP.
 N/A = This case type is handled by the court, but the data are unavailable.
 X = The data for this case type are known to be included in the total but were not available by category.

^dCase definition or unit of count:
 The criminal case unit of count is the number of defendants on the information, indictment, or complaint.
 A jury trial is counted when the jury is sworn.
 A non-jury trial is counted when the first witness is sworn.

^kAdditional information:
 Municipal and Police Court figures do not include those Municipal Court cases (municipal ordinance violations and traffic violations) that are processed by District Courts, which contract with municipalities for this purpose. One hundred twenty-nine municipalities contract with the District Court.

^lSpecial source or revision in the data:
 Criminal and traffic case disposition data and trial data were supplied by the administrative office of the courts during data verification.

Source: Office of the Administrator for the Courts, 22nd Annual Report 1978 (Olympia, Washington). Statistics are from the annual report except that totals have been computed where necessary, and additional data were supplied by the Office of the Administrator for the Courts during data verification.

WASHINGTON DISTRICT COURT AND JUSTICES OF THE PEACE^k
Court of limited jurisdiction
73 district courts, 2 justices of the peace
January 1, 1978 to December 31, 1978

	Beginning pending	Filed	Disposed	End pending
Civil^d:				
Law:				
Civil	N/A	51,023	N/A	N/A
Small claims	N/A	21,456	N/A	N/A
Total civil	N/A	72,479	N/A	N/A
Criminal^d:				
Misdemeanor	N/A	70,311	N/A	N/A
Preliminary hearing:				
Felony preliminary	N/A	7,524	N/A	N/A
Total criminal	N/A	77,835	N/A	N/A
Traffic:				
Total traffic	N/A	603,884	N/A	N/A
Grand total	N/A	754,198	N/A	N/A

<u>Trial^d</u>				
	Jury	Non-jury	Total	
Civil	48	4,524	4,572	<u>Criminal dispositions^{lm}</u>
Criminal:				Bail forfeitures at preliminary hearings ... 14,340
District Court workload	305	9,190	9,495	
Municipal Court workload	36	4,769	4,805	
Total	341	13,959	14,300	
Traffic:				<u>Traffic dispositions^{lm}</u>
District Court workload	650	44,091	44,741	Bail forfeitures 348,926
Municipal Court workload	252	13,398	13,650	
Total	902	57,489	58,391	
Grand total	1,291	75,972	77,263	

Boldface headings indicate the classifications used by the NCSP.
N/A = This case type is handled by the court, but the data are unavailable.

^dCase definition or unit of count:
A civil case is counted with the filing of a petition or complaint.
The criminal case unit of count is the number of defendants on the information, indictment, or complaint.
A jury trial is counted when the jury is sworn.
A non-jury trial is counted when the first witness is sworn.

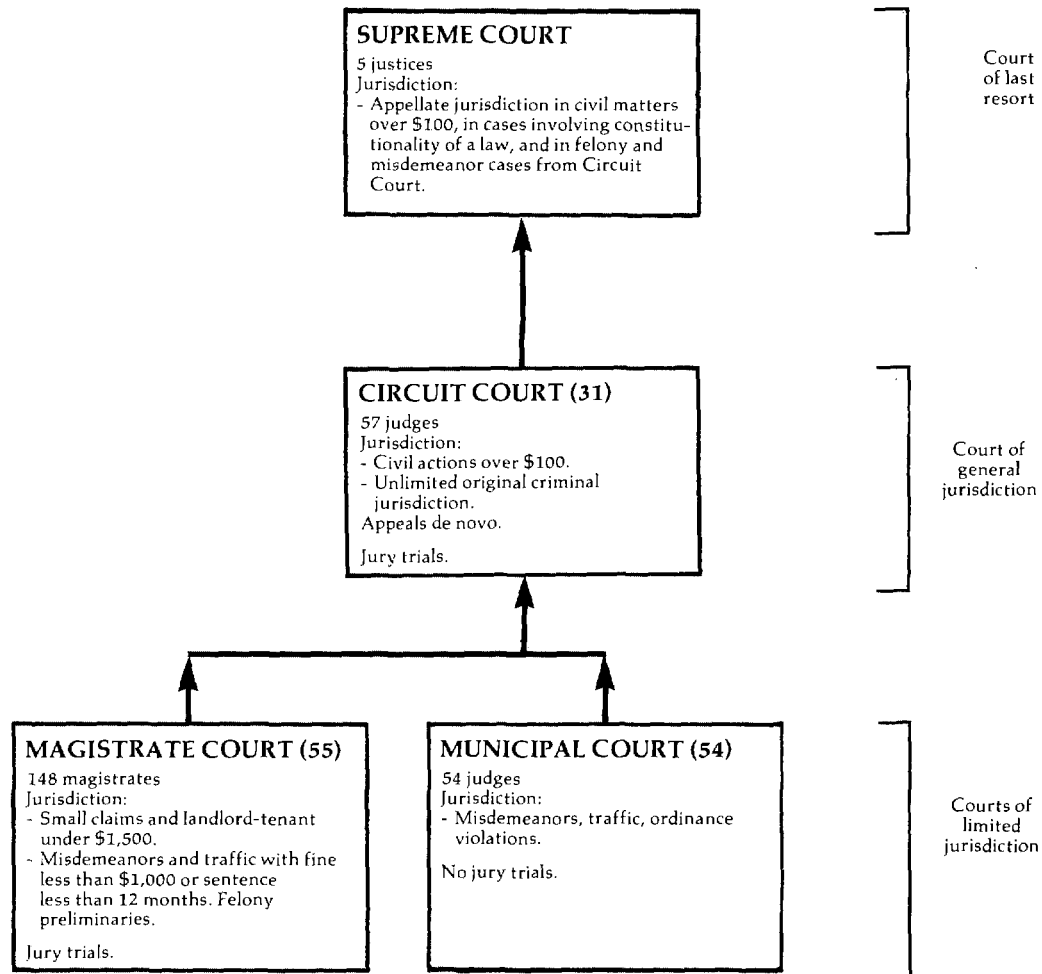
^kAdditional information:
District Court and Justices of the Peace data include Municipal Court cases that are processed by District Courts, which contract with municipalities for this purpose.

^lSpecial source or revision in data:
Data for trial information for criminal and traffic cases handled in the Municipal Court were supplied by the Office of the Administrator for the Courts during the data verification process.

^mExplanation of data included in the category:
Criminal and traffic dispositions include figures for bail forfeiture listed under both the court business of the District Courts and of Municipal Courts that contract with the District Courts.

Source: Office of the Administrator for the Courts, 22nd Annual Report 1978 (Olympia, Washington). Statistics are from the annual report except that totals have been computed where necessary, and additions were made by the Office of the Administrator for the Courts during data verification.

WEST VIRGINIA COURT SYSTEM, 1978



↑ Indicates route of appeal.

WEST VIRGINIA SUPREME COURT OF APPEALS
Court of last resort
5 justices
January 1, 1978 to December 31, 1978

	Beginning pending	Filed	Disposed	End pending
Cases:				
Appeals				
Total appeals	15 ^{fh}	0(257) ^e	201	71
Other cases^k:				
Original proceedings:				
Original jurisdiction	X	371	371 ^h	X
Advisory opinion:				
Certified question	X	5 ^h	5 ^h	X
Total	3	376	376	3 ^h
Requests to appeal:				
Regular writs	X	X	162(177) ^e	X
Certiorari	X	X	1(5) ^e	X
Total	43	337	163(182) ^e	35 ^h
Total other cases	46	713	539(182) ^e	38
Total cases	61	713(257)^e	740(182)^e	109

Disposition of other cases

<u>Manner of disposition (matured cases)</u>		<u>Original jurisdiction</u>	<u>Advisory opinion</u>	<u>Requests to appeal</u>	
Written and per curiam opinion	191	Granted	140	5 ^h	182
Dismissal/withdrawal	10	Denied	230	0 ^h	161
		Withdrawn	1	0	1
		Not considered	0	0	1

Boldface headings indicate the classifications used by the NCSP.

Blank space = Not enough information is known. The case category may or may not be handled by the court.

X = The data for this case type are known to be included in the total, but were not available by category.

^eCases not included in the total to avoid double counting:

Requests to appeal that have been granted are not counted as disposed until the appeal is disposed; a filing is not counted for the resulting appeal. These granted requests to appeal are the numbers appearing in parentheses.

^fBeginning pending figure for the 1978 court year does not equal the end pending figure for the 1977 court year.

Figure as computed from the unpublished data.

^hFigure was computed:

Pending figures were computed from disposed, filed and other pending figures.

Figures for advisory opinion cases were computed from figures given for original jurisdiction cases in the unpublished data.

^kAdditional information:

West Virginia does not have an automatic appeal in either civil or criminal cases. Case accounting provided by the court consists of accounting for petitions for appeal filed and acted upon. Data are not maintained regarding appeals as a separate category.

Original proceedings are heard on a discretionary basis.

Source: Unpublished data provided by the administrative office of the courts. Statistics are from the unpublished data except that totals have been computed where necessary.

WEST VIRGINIA CIRCUIT COURT
Court of general jurisdiction
31 circuits, 57 judges
January 1, 1978 to December 31, 1978

	Beginning pending	Filed	Disposed	End pending
Civil^d:				
Domestic relations:				
Adoptions	256 ^{fh}	1,235	1,205	286
Mental health:				
Mental hygiene	521 ^h	905	1,062	364
Appeal:				
Appeal of administrative agency case:				
Administrative	453 ^h	495	903	45
Other civil:				
Civil	37,487 ^h	33,059	30,689	39,857
Miscellaneous cases	574 ^h	1,348	979	943
Total	<u>38,061^h</u>	<u>34,407</u>	<u>31,668</u>	<u>40,800</u>
Total civil	39,291 ^{fh}	37,042	34,838	41,495
Criminal^d:				
Total criminal	11,111 ^{fh}	10,897	6,178	15,830
Juvenile:				
Total juvenile	3,097 ^{fh}	6,115	6,251	2,961
Grand total	53,499 ^{fh}	54,054	47,267	60,286

Boldface headings indicate the classifications used by the NCSP.

^dCase definition or unit of count:

A civil case is counted with the filing of a petition or complaint.

The criminal case unit of count is the number of indictments or warrants issued.

^fBeginning pending figure for the 1978 court year does not equal end pending figure for the 1977 court year:

Beginning pending figures were calculated from filed, disposed, and end pending data given in the unpublished data.

^hFigure was computed:

Beginning pending figures were calculated from filed, disposed, and end pending data.

Source: Unpublished data provided by the administrative office of the courts. Statistics are from the unpublished data except that totals have been computed where necessary.

WEST VIRGINIA MAGISTRATE COURTS^{a1}
Court of limited jurisdiction
55 courts, 148 magistrates
January 1, 1978 to December 31, 1978

	Beginning pending	Filed	Disposed	End pending
Civil^d:				
Total civil	N/A	36,635 ¹	38,524 ¹	N/A
Criminal^d:				
Misdemeanor	N/A	118,548 ¹	91,851 ¹	N/A
Preliminary hearing:				
Felony	N/A	11,123 ¹	9,042 ¹	N/A
Total criminal	N/A	129,671 ¹	100,893 ¹	N/A
Traffic:				
Other traffic violation:				
Traffic and D.N.R. ^j	N/A	111,486 ¹	115,711 ¹	N/A
Total traffic	N/A	111,486 ¹	115,711 ¹	N/A
Grand total	N/A	227,792 ¹	255,128 ¹	N/A

Boldface headings indicate the classifications used by the NCSP.

N/A = This case type is handled by the court, but the data are unavailable.

^aCourt jurisdiction:

This court was established January 1, 1977, replacing the existing Justice of the Peace Courts throughout the state.

^dCase definition or unit of count:

A civil case is counted with the filing of a petition or a complaint.

The criminal unit of count is the number of warrants issued.

¹Data are not complete:

Nine out of twelve reports were received from Lewis and Webster Counties.

Total traffic filed and grand total filed figures do not include traffic data from Kanawa County.

Total civil field and grand total field figures do not include civil data from Kanawa County.

^jExplanation of data included in the category:

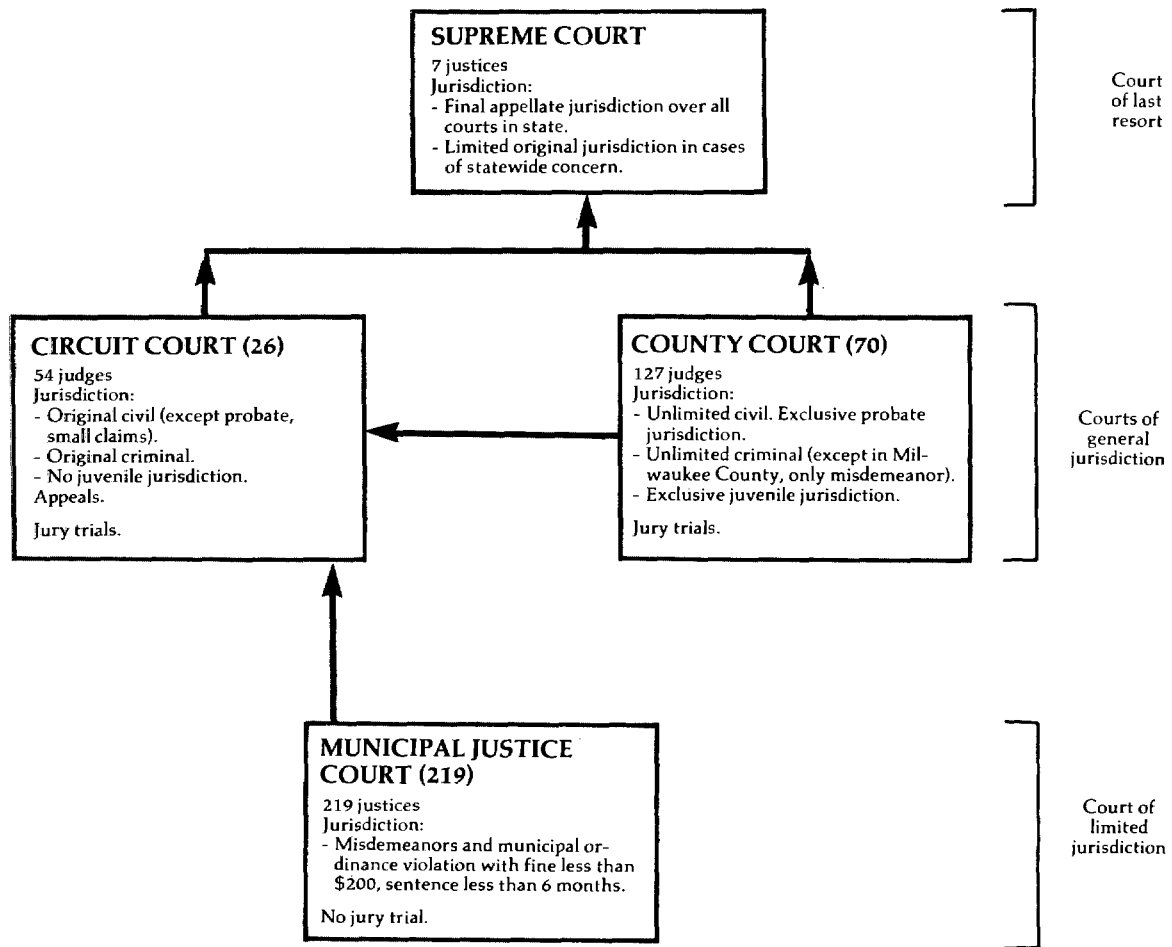
"D.N.R." are cases, primarily traffic violations, occurring in state parks under the jurisdiction of the Department of Natural Resources.

Source: Unpublished data provided by the administrative office of the courts. Statistics are from the unpublished data except that totals have been computed where necessary.

WEST VIRGINIA MUNICIPAL COURT
Court of limited jurisdiction
54 courts, 54 judges
January 1, 1978 to December 31, 1978

There were no data available for cases handled in the Municipal Court for 1978.

WISCONSIN COURT SYSTEM, 1978



↑ Indicates route of appeal.

WISCONSIN SUPREME COURT
Court of last resort
7 justices
July 1, 1977 to July 1, 1978

	Beginning pending	Filed	Disposed	End pending
Cases:				
Appeals:				
Civil	572 ^f	673 ^j	527	720 ^g
Criminal ^k	170	222	141	252 ^g
Total appeals	742 ^f	895	668	972 ^g
Other cases:				
Original proceedings:				
Original jurisdiction:				
Habeas corpus	0	X	3	0
Mandamus	0	X	16	0
Prohibition	0	X	22	0
Certiorari	0	X	2	0
Stay	0	X	28	0
Miscellaneous	0	X	23	0
Original actions	0 ^f	X	4	0
Total	0 ^f	6	98	0
Disciplinary	0 ^f	12	10	0
Total	0 ^f	18	108	0
Requests to appeal:				
Postconviction remedy:				
Habeas corpus	0	N/A	23	0
Mandamus	0	N/A	17	0
Prohibition	0	N/A	1	0
Certiorari	0	N/A	0	0
Miscellaneous	0	N/A	21	0
Total	0	N/A	62	0
Total other cases	0 ^f	18 ⁱ	170	0
Total cases	742	913ⁱ	838	972^g
Other proceedings:				
Rehearing requests:				
Motion for rehearing	--	34	32	--
Other matters:				
Motions	--	N/A	389	--
Foreign bar admissions, bar exam, and diploma	--	N/A	583	--
Petition to appoint counsel on denial of postconviction motion	--	N/A	3	--
Total	--	N/A	975	--
Total other proceedings	--	34ⁱ	1,007	--

Manner of disposition	Total	Disposition of appeals			Disposition of original proceedings
		Civil	Criminal	Total	
Published written opinion	242	182	88	270	Granted
Published per curiam	26	76	21	97	Modified and affirmed ...
Unpublished per curiam	101	221	26	247	Discipline imposed
Terminated without opinion ...	292	Affirmed/reversed	16	2	18
		Affirmed/dismissed	2	0	2
		Affirmed/modified	9	3	12
		Vacated	7	1	8

Time interval (median months)

	Civil opinions	Criminal opinions	Total opinions
Docketed date to filing date of appellant's brief	2.30	1.40	2.07
Filing date of appellant's brief to filing date of respondent's brief	1.23	1.67	1.33
Filing date of respondent's brief to date of submission	16.07	13.57	15.83
Date of submission to date of decision	1.37	1.83	1.37
Date of decision to date of remittitur	2.07	.70	1.97
Total time--docketing date to date of remittitur	23.90	20.07	23.07

Boldface headings indicate the classifications used by the NCSP.
N/A = This case type is handled by the court, but the data are unavailable.
-- = Not applicable.

^fBeginning pending figure for the 1978 court year does not equal the end pending figure for the 1977 court year: The figures are as reported in the 1977 annual report.

^gChange in pending does not equal the difference between filings and dispositions: Figures are as given by the administrative office of the court.

ⁱData are not complete:
Total other cases filed and total cases filed figures do not include requests to appeal cases filed.
Total other proceedings filed only include the number of motions for rehearing filed.

^jExplanation of data included in the category:
Civil appeals filed include two reinstated cases.
Criminal appeals filed include one reinstated cases.

^kAdditional information:
Pursuant to a new procedure adopted at the beginning of the 1976-77 term, "no merit" cases are now docketed as regular criminal cases by the clerk of court. There were 65 of these cases docketed in FY 1977-78.

Source: Figures were supplied by the administrative office of the court during data verification.

WISCONSIN CIRCUIT COURT AND COUNTY COURT^b
 Court of general jurisdiction
 26 circuits, 70 counties; 181 judges
 January 1, 1978 to December 31, 1978

	Beginning pending	Filed	Disposed	End pending
Civil^d:				
Tort:				
Other tort:				
Personal injury	8,890	7,330	6,689	9,563 ⁸
Money judgment and repossession	10,811	11,254	9,084	13,010 ⁸
Total	19,701	18,584	15,773	22,573 ⁸
Small claims:				
Contested small claims	17,806	64,925	62,308	20,413 ⁸
Real property rights:				
Real property	1,923	2,593	1,910	2,639 ⁸
Domestic relations:				
Marriage dissolution:				
Divorce	22,375	23,882	19,111	27,126 ⁸
Annulment	165	135	112	195 ⁸
Legal separation	552	224	234	567 ⁸
Total	23,092	24,241	19,457	27,888 ⁸
Support/custody:				
Reciprocal support	3,348	3,531	1,805	5,082 ⁸
Enforcement	379	349	211	519 ⁸
Total	3,727	3,880	2,016	5,601 ⁸
Adoption	389	1,784	1,530	644 ⁸
Other domestic relations:				
Paternity/illegitimacy	5,047	7,549	7,414	5,154 ⁸
Modification	46	52	27	69 ⁸
Termination of parental rights	275	1,275	1,095	455
Other family	2,218	2,165	1,236	3,152 ⁸
Total	7,586	11,041	9,772	8,830 ⁸
Total	34,794	40,946	32,775	42,963 ⁸
Estate:				
Probate/wills/intestate:				
Estates	15,910	18,156	16,173	17,988 ⁸
Guardianship/conservatorship/trusteeship:				
Guardianships	15,837	3,109	2,347	16,622 ⁸
Trusts	9,339	776	563	9,555 ⁸
Total	25,176	3,885	2,910	26,177 ⁸
Other estate:				
Other proceedings	843	5,510	4,855	1,532 ⁸
Total	41,929	27,551	23,938	45,697 ⁸
Mental health:				
Protective placement	322	695	144	873
Commitments	408	2,302	1,936	775 ⁸
Total	730	2,997	2,080	1,648 ⁸
Appeal:				
Appeals and reviews	1,097	942	841	1,227 ⁸
Extraordinary writ:				
Writs	227	240	197	277 ⁸
Other civil:				
Property damage and contracts	10,408	17,140	14,895	12,690 ⁸
Other civil	5,928	12,488	11,411	7,043 ⁸
Total	16,336	29,628	26,306	19,733 ⁸
Total civil	134,543	188,406	166,128	157,170 ⁸
Criminal^d:				
Felony	8,205	15,855	14,106	10,007 ⁸
Misdemeanor	8,936	19,624	17,490	11,125 ⁸
Other criminal:				
Contested forfeitures	2,683	7,498	6,709	3,469 ⁸
Total criminal	19,824	42,977	38,305	24,601 ⁸
Traffic:				
DWI/DUI:				
Driving while intoxicated	2,737	8,051	6,265	4,515 ⁸
Other traffic violation:				
Other contested traffic	31,104	74,525	65,316	40,358 ⁸
Juvenile traffic	N/A	3	2	N/A
Total	31,104 ¹	74,528	65,318	40,358 ^{8 1}
Total traffic	33,841 ¹	82,579	71,583	44,873 ^{8 1}

Wisconsin Circuit Court and County Court (continued)

Juvenile:				
Criminal-type offense:				
Delinquency/offenses	3,179	15,466	14,551	4,0978
Status offense:				
In need of supervision	822	7,750	7,392	1,1758
Non-offense:				
Dependency and neglect	698	4,020	3,810	9098
Other juvenile:				
Other matters	29	342	327	44
Total juvenile	4,728	27,578	26,080	6,2258
Grand total	192,936¹	341,540	301,096	232,8698¹

	Trial ^{d1}			Time interval (average days) ¹	
	Jury	Non-jury	Total	Average age of cases at disposition:	
Civil:				Civil:	
Small claims	18	3,125	3,143	Small claims	118
Domestic relations	76	10,398	10,474	Domestic relations	311
Estate	1	1,350	1,351	Estate	521
Other civil ^j	494	2,974	3,468	Other civil	277
Total	589	17,847	18,436	Criminal:	
Criminal:				Felony	133
Felony	315	1,147	1,462	Misdemeanor	102
Misdemeanor	177	1,494	1,671	Other criminal	80
Other criminal	23	965	988	Traffic:	
Total	515	3,606	4,121	DWI/DUI	103
Traffic:				Other adult traffic	98
DWI/DUI	176	1,457	1,633	Juvenile:	
Other adult traffic	301	10,368	10,669	Criminal-type offense	55
Total	477	11,825	12,302	Status offense	34
Juvenile:				Other juvenile ^j	46
Criminal-type offense	22	1,315	1,337		
Status offense	1	373	374		
Other juvenile	2	473	475		
Total	25	2,161	2,186		
Grand total	1,606	35,439	37,045		

	Age of pending cases (months) ¹												
	Less than one	1 to 2	2 to 3	3 to 4	4 to 5	5 to 6	6 to 9	9 to 12	12 to 15	15 to 18	18 to 24	Over 24	Average age (months)
Civil:													
Small claims	913	793	776	604	774	593	1,736	1,614	1,275	1,437	1,158	2,120	15.1
Domestic relations	1,381	1,928	2,033	1,772	1,757	1,680	3,958	3,449	2,283	2,125	3,235	8,866	20.3
Estate	1,246	1,310	1,381	1,223	1,173	1,231	3,166	3,224	2,045	1,746	2,838	25,114	79.4
Other civil ^j	2,160	2,105	1,951	1,726	1,554	1,634	3,962	3,504	2,787	2,473	3,349	10,508	19.9
Criminal:													
Felony	577	553	494	443	485	379	880	727	648	709	749	1,224	15.2
Misdemeanor	628	592	563	413	367	342	708	565	435	541	751	1,595	17.1
Other criminal	340	297	181	160	150	157	329	298	304	335	384	534	15.2
Traffic:													
DWI/DUI	485	436	449	356	309	297	572	440	286	243	454	188	8.6
Other adult traffic	2,608	2,339	1,882	1,721	1,456	1,378	2,583	1,843	1,405	1,638	2,013	1,040	9.0
Juvenile:													
Criminal-type offense ...	488	403	322	240	210	175	382	372	345	454	264	49	8.4
Status offense	244	112	92	60	55	28	116	154	124	96	82	12	7.9
Other juvenile ^j	99	59	51	34	26	46	92	127	116	83	58	20	9.4

Boldface headings indicate the classifications used by the NCSP.
 N/A = This case type is handled by the court, but the data are unavailable.

^bParticular court or reporting system information:
 Statistics are collected separately by Milwaukee County, which is not a part of the otherwise statewide information system. Milwaukee County data were included in the caseload inventory chart, but no data from Milwaukee County were available for inclusion in the trial, age of pending, or time interval charts.

^dCase definition or unit of count:
 A civil case is counted with the filing of a petition or complaint.
 The criminal case unit of count is the number of informations or indictments.
 A juvenile disposition is counted with the disposition of a formal petition.
 A trial is counted when any testimony is taken.

¹Data are not complete:
 Pending figures for other traffic violation, total traffic cases, and grand total cases do not include juvenile traffic cases.
 As a result of the existence of two separate statistical information systems (see footnote b), data from the courts in Milwaukee County are not available to be included in trial, age of pending, or time interval charts.

^jExplanation of data included in the category:
 Cases included in the "other civil" category for trial, age of pending, and time interval data are torts, real property rights, mental health, appeals, extraordinary writs, and other civil cases for all areas of the state except for Milwaukee County (see footnote b).
 Cases included in the "other juvenile" category for trial, age of pending, and time interval charts are dependency and neglect and other juvenile cases for all areas of the state except for Milwaukee County (see footnote b).

Source: Unpublished data supplied by the Office of the Administrator of the Courts. Statistics are from the unpublished data except that totals have been computed where necessary.

WISCONSIN MUNICIPAL JUSTICE COURT¹
 Court of limited jurisdiction
 219 courts, 219 justices^c
 January 1, 1978 to December 31, 1978

	Beginning pending	Filed	Disposed	End pending
Criminal^d:				
Total criminal	N/A	N/A	19,615 ⁱ	N/A
Traffic:				
Parking	N/A	N/A	116,711 ⁱ	N/A
Other traffic violations:				
Traffic	N/A	N/A	79,373 ⁱ	N/A
Total traffic	N/A	N/A	196,084 ⁱ	N/A
Grand total	N/A	N/A	215,699 ⁱ	N/A

Boldface headings indicate the classifications used by the NCSP.

N/A = This case type is handled by the court, but the data are unavailable.

^cJudge information:

One hundred and sixty three municipal justices reported statistics for 1978. The municipal justice spends average of 2 1/2 hours on the bench and another 3 hours on related court work each week.

^dCase definition or unit of court:

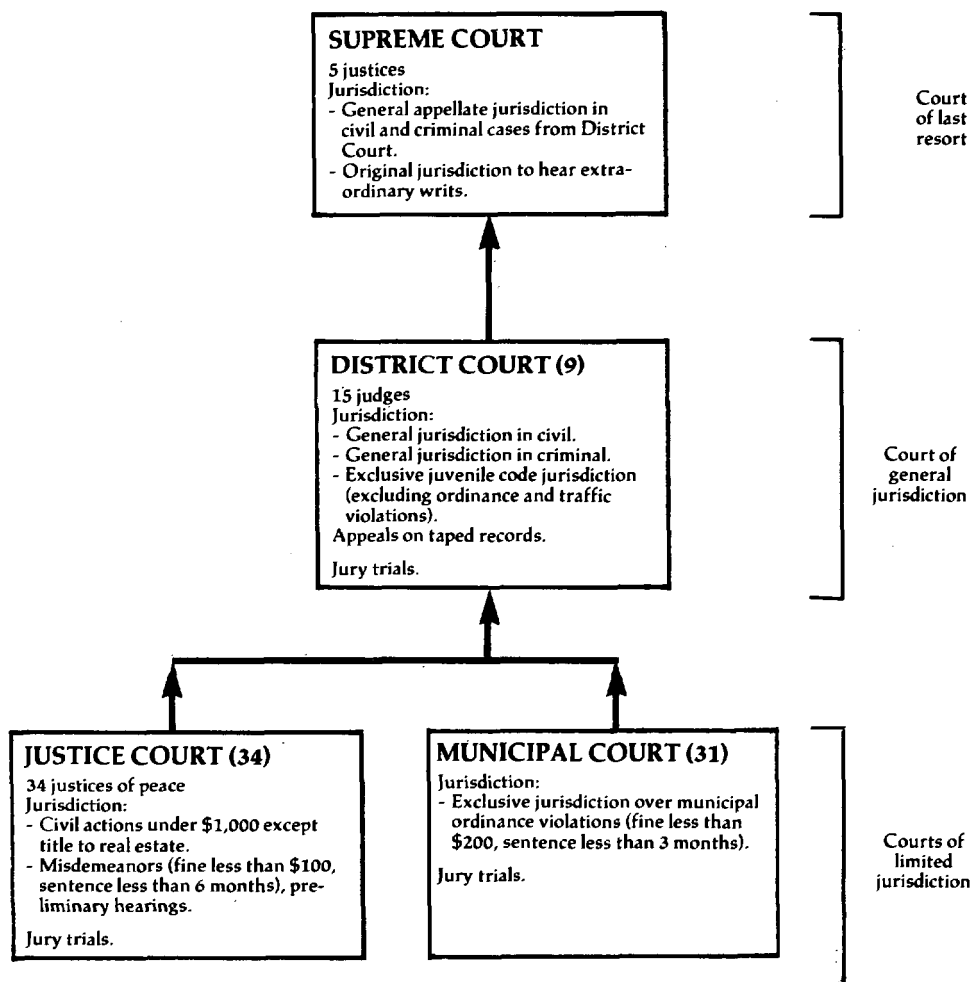
The criminal case unit of count is the number of complaints.

ⁱData are not complete:

Data were reported for 163 of the 219 court locations.

Source: Data were supplied by the office of the state court administrator during data verification except that totals have been computed where necessary.

WYOMING COURT SYSTEM, 1978



↑ Indicates route of appeal.

WYOMING SUPREME COURT
 Court of last resort
 5 justices
 January 1, 1978 to December 31, 1978

	Beginning pending	Filed	Disposed	End pending
Cases:				
Appeals:				
Civil	X	107	X	X
Criminal	X	40	X	X
Total appeals	X	147	X	X
Other cases:				
Original proceedings	X	10	X	X
Total other cases	X	10	X	X
Total cases	122	157	147	132

Manner of disposition

Opinion 97^m
 Order 42

Time interval (average months)

Docketing to maturity 4.0
 Maturity to argument 2.4
 Argument to opinion 3.2

Status of pending cases (12/31/78)

Not matured 49
 Matured 7
 Set 28
 Under advisement 48

Disposition of cases

Dismissed 42

Boldface headings indicate the classifications used by the NCSP.

X = The data for this case type are known to be included in the total but were not available by category.

^mInformation on disposition type or trial data:

The 97 opinions closed 105 cases.

Source: Unpublished data supplied by the clerk of the Supreme Court and the Office of the Court Coordinator. Statistics are from the unpublished data except that totals have been computed where necessary.

WYOMING DISTRICT COURT¹
 Court of general jurisdiction
 9 districts, 15 judges
 January 1, 1978 to December 31, 1978

	Beginning pending ¹	Filed	Disposed ¹	End pending ¹
Civil^d:				
Estate:				
Probate/wills/intestate:				
Probate	N/A	2,190 ¹	N/A	N/A
Other civil	3,808	9,393	9,178	4,023 ¹
Total civil	3,808 ^{f1}	11,583	9,178 ¹	4,023 ¹
Criminal^d:				
Felony:				
Criminal	604 ¹	1,404	1,355 ¹	653 ¹
Total criminal	604 ¹	1,404	1,355 ¹	653 ¹
Juvenile:				
Total juvenile	N/A	957	N/A	N/A
Grand total	4,412 ¹	13,944	10,533 ¹	4,676 ¹

	<u>Trial^d</u>			<u>Civil dispositions¹</u>			<u>Criminal dispositions</u>		
	Jury	Non-jury	Total	Default	Dismissal	Other	Guilty plea	Dismissal	Other
Civil	56	2,346	2,402	3,378	3,312	86	600	366	77
Criminal	60	252	312						
Total	116	2,598	2,714						

Boldface headings indicate the classifications used by the NCSP.

N/A = This case type is handled by the court but the data are unavailable.

X = The data for this case type are known to be included in the total but were not available by category.

^dCase definition or unit of count:

A civil case is counted with the filing of a petition or complaint.

The criminal case unit of count is the number of informations.

The trial definition is not consistent statewide.

¹Data are not complete:

Total civil pending and disposed figures do not include any estate data.

Grand total pending and disposed cases do not include any estate or juvenile data or cases filed before 1974 for any other case type.

¹Special source or revision in the data;

Estate filing figure was supplied by the office of the court coordinator during data verification.

Source: Unpublished data supplied by the Office of the Court Coordinator. Statistics are from this unpublished source except that totals have been computed where necessary, and additional data were supplied by the office of the court coordinator during data verification.

WYOMING JUSTICE COURT
 Court of limited jurisdiction
 34 courts, 34 justices of the peace
 January 1, 1978 to December 31, 1978

There were no data available for cases handled in the Justice Court for 1978.

WYOMING MUNICIPAL COURT
 Court of limited jurisdiction
 31 courts
 January 1, 1978 to December 31, 1978

There were no data available for cases handled in the Municipal Court for 1978.

Appendices

Appendix A: technical discussion of estimation procedures

A. Calculation of Missing and Incomplete Data

Least squares regression was used to estimate the total volume of filings and dispositions in trial and appellate courts for 1978. The procedure followed is similar to the one that was used to estimate the national totals for the 1976 and 1977 editions of the Annual Report. The same or a reduced number of independent variables in each regression equation were used to predict 1978 filings and dispositions as were identified by the extended study conducted for the 1976 and 1977 Annual Reports. The coefficients of each regression equation were estimated, using all complete state-level caseload data. Puerto Rico and Guam were not included in the estimation procedure or in the 1978 estimated national totals that were subsequently developed.

The criterion used to identify which variables best predicted the caseload figures was the coefficient of variation (R^2) which tells what percent of the variation in the variable being predicted is explained by variation in the independent variables. The coefficient of variation can have any value between 0% and 100%. The combination of independent variables and variable transformations that produced the highest R^2 for each data element being predicted was chosen as the predictive equation for that data element. The equations that were developed to estimate the 1978 national totals are discussed below.

Appellate Courts

Courts of last resort:

$$\text{Filings} = -2.5 + 1.04 \times 1977 \text{ court of last resort filings} \quad (1)$$

$$\text{Dispositions} = 75 + .90 \times 1978 \text{ court of last resort filings} \quad (2)$$

The number of missing data points that it was necessary to estimate with this pair of equations was small. Complete filing data were supplied by 42 of the 51 possible states and dispositions were given for 45. Only two states were unable to supply complete data for either filings or dispositions.

In previous years, appellate filings were found to be closely related to population figures. The coefficient between estimates of 1976 population and filings in the court of last resort in 1976 was .90; the R^2 value in 1976 was 81%. In 1977 it dropped to 54%. But for 1978 it dropped even lower, to 35%. This value was judged to be unacceptably low, so another variable to predict current year appellate filings was needed. Current year appellate filings were found to be closely related to appellate filings for the preceding year. Using 1977 filings in courts of last resort to predict 1978 filings, we calculated an R^2 value of 98%. The new predictive equation for filings in courts of last resort is given as equation (1) and was used to estimate filing figures for the nine states that provided incomplete data. Dispositions were estimated from current year filing figures, as they had been done in the

past. For those states with no filing data, the estimate of the filing figure from equation (1) was used as the independent variable in equation (2).

Whether or not complete data were available for the state, estimates of its filings and dispositions were calculated using these equations so that the reader can make an evaluation of the quality of the estimation equations. The estimates for each state are given in Table A. These numbers should be compared to the actual filings and dispositions for each state that are given in the second and third columns of Table 2 in Part I of this report.

Intermediate Appellate Courts

$$\text{Filings} = -22.5 + 1.03 \times 1977 \text{ intermediate appellate court filings} \quad (3)$$

$$\text{Dispositions} = -111 + 1.03 \times 1978 \text{ intermediate appellate court filings} \quad (4)$$

As was the case with the court of last resort, almost all states reported complete data for filings and dispositions in their intermediate appellate courts. The method used to estimate the filing and disposition volume for courts of last resort was used here, also. Of the 27 states with intermediate appellate courts in 1978, only two did not report complete filing data and two did not report disposition data. Population figures were also rejected as acceptable for estimating filing figures for intermediate appellate courts. (The R^2 value was 22%.) Previous year filings were found to be good predictors of current year filings (R^2 value of 99%) for intermediate appellate courts, as was found with courts of last resort. The new predictive equation (3) was calculated using data from 24 states. Data from the new intermediate appellate court in Kansas, the Court of Appeals, were not included in the estimation of equation (3) since that court was created during 1977 and therefore only had filing data for the 6-month period.

The state-by-state estimates for filing and dispositions in intermediate appellate courts, based on equations (3) and (4), are given in Table A. They may be compared to the actual data given in columns eight and nine of Table 2 in Part I of this report.

Trial Courts

Data for trial courts were estimated by case category: civil, criminal, traffic, and juvenile. Far fewer states reported complete data for general and for limited jurisdiction courts than for appellate courts. As a result, the estimates of the national totals of cases filed and disposed in trial courts are not as accurate as those given for appellate courts.

TABLE A: Estimates of filings and dispositions in courts of last resort and intermediate appellate courts in 1978 by state

State	Court(s) of last resort		Intermediate appellate courts	
	Filed	Disposed	Filed	Disposed
Alabama.....	848	672	1,223 ^a	1,201 ^a
Alaska.....	637	639	--	--
Arizona.....	1,003	1,070	2,096	2,139
Arkansas.....	721	598	--	--
California.....	4,013	3,668	11,873	12,610
Colorado.....	764	839	1,189	1,042
Connecticut.....	906	886	--	--
Delaware.....	377	398	--	--
District of Columbia.....	1,409	1,234	--	--
Florida.....	2,348	2,528	9,998	9,749
Georgia.....	1,558	1,423	2,227	1,951
Hawaii.....	327	410	--	--
Idaho.....	388	379	--	--
Illinois.....	1,186	1,194	4,553	4,437
Indiana.....	494	492	936	812
Iowa.....	1,282	1,409	391	270
Kansas.....	(b)	(b)	(b)	705
Kentucky.....	480	765	2,010	1,508
Louisiana.....	2,361	2,228	2,512	2,349
Maine.....	393	453	--	--
Maryland.....	580	599	1,620	1,584
Massachusetts.....	1,374	1,305	1,228	971
Michigan.....	1,565	1,540	5,476	5,300
Minnesota.....	1,042	1,075	--	--
Mississippi.....	829	768	--	--
Missouri.....	693	625	2,242	2,214
Montana.....	487	538	--	--
Nebraska.....	635	643	--	--
Nevada.....	1,137	998	--	--
New Hampshire.....	326	352	--	--
New Jersey.....	1,657	1,558	6,204	6,176
New Mexico.....	657	660	616	444
New York.....	3,514	3,221	9,330 ^a	9,509 ^a
North Carolina.....	483	559	1,137	1,461
North Dakota.....	191	246	--	--
Ohio.....	1,579	2,243	8,287	7,669
Oklahoma.....	2,086 ^a	828 ^a	388	351
Oregon.....	921	755	2,450	3,091
Pennsylvania.....	1,613	1,540	6,603 ^a	6,697 ^a
Rhode Island.....	443	473	--	--
South Carolina.....	505	714	--	--
South Dakota.....	298	325	--	--
Tennessee.....	914	803	1,545 ^a	1,357 ^a
Texas.....	5,971 ^a	5,395 ^a	2,059	2,128
Utah.....	659	634	--	--
Vermont.....	377	396	--	--
Virginia.....	2,013	1,728	--	--
Washington.....	663	660	2,086	2,047
West Virginia.....	898	713	--	--
Wisconsin.....	940	916	--	--
Wyoming.....	150	215	--	--

-- = Not applicable. These states do not have an intermediate appellate court.

^aData for the two courts of last resort in Oklahoma and in Texas and for the two intermediate appellate courts in Alabama, New York, Pennsylvania, and Tennessee were added together before they were analyzed.

^bThese data from Kansas were not included in the analysis and no estimates were made for them. An intermediate appellate court was created in the middle of 1977, so intermediate appellate court data for 1977 represented only 6 months of activity. The jurisdiction of the Kansas court of last resort was changed as a result of the creation of the new court, so those data between the two years were not comparable. Actual data reported for these courts were used in the calculation of the national total filing and disposition figures.

Civil:

$$\text{Filings} = 11,190 + .056 \times \text{total state expenditures} \quad (5)$$

$$\text{Dispositions} = -10,310 + .98 \times \text{trial court civil filings} \quad (6)$$

Equation (5) is based on data from 21 states, while equation (10) is based on data from only 14. Data from California were excluded from equation (6) when a graph of the data demonstrated that the relationship between filings and dispositions in California was very different from the relationship that existed in other states. Since the filing and disposition volume in California is much greater than it is in other states, it would have had an undue influence on the estimates had it been included in equation (6). Including California would artificially increase the R^2 value but would also increase the error in the estimate of the number of filings in all of the other states. Therefore, California was excluded from the development of equation (6) and no estimate of civil dispositions in California is given in Table B.

The estimates of the volume of civil filings and dispositions in trial courts in all states but California are given in Table B. These figures may be compared to columns eighteen and nineteen in Table 18 in Part I of this volume.

Criminal:

$$\text{Filings} = 34,768 + .037 \times \text{total state population} \quad (7)$$

$$\text{Dispositions} = 231 + .92 \times \text{trial court criminal filings} \quad (8)$$

Equation (7) was based on data from 17 states, while equation (8) was based on data from 15 states.

The estimates of criminal filings and dispositions for all states are given in Table B and may be compared to columns eighteen and nineteen in Table 30 in Part I of this volume.

Traffic:

$$\text{Filings} = 4,484 + .26 \times \text{state population living within standard metropolitan statistical areas (SMSA pop)} \quad (9)$$

$$\text{Dispositions} = 7,485 + .93 \times \text{trial court traffic filings} \quad (10)$$

The procedure used to estimate the number of traffic cases filed and disposed during 1978 was a modification of that used for 1976. A few states include parking cases as a part of their traffic caseload; most do not. In order to prevent those few states that include parking cases from inflating the estimates for states that do not include parking cases in their caseload, parking cases were subtracted from the traffic caseload where possible before the regression equation was estimated. The states reporting complete traffic data from which parking cases could be eliminated were

California, Hawaii, Illinois, and New Jersey. Equation (9) was estimated with complete traffic filing data (minus parking cases) from 17 states, while equation (10) was estimated with complete dispositions minus parking cases from 14. The estimates given for traffic cases in Table B are for all traffic cases except parking. When the estimates of the number of traffic cases filed and disposed during 1978 were calculated, all known parking data were added back into the total, whether they were complete or not. Since the data estimated and given in Table B do not include all traffic cases, they are not directly comparable to any of the tables contained in Part I of this report.

Juvenile:

$$\text{Filings} = -7,578 + 20.9 \times \sqrt{\text{SMSA pop}} \quad (11)$$

$$\text{Dispositions} = 5,712 + .95 \times \text{trial court juvenile filings} \quad (12)$$

Complete juvenile data were reported by more states than were data for any other category of trial court cases. Filing estimates were based on data from 33 states; disposition estimates were based on data from 22. However, the R^2 value for measuring the adequacy of the estimation equation was lower for juvenile filings than it was for any of the other equations. This is probably a reflection of the different way each state counts juvenile cases. Equation (11) produced negative estimates of the numbers of the case filings for two states, because of the large negative intercept term and the small number of people who live in SMSAs in those two states. When calculating the estimate of the total number of juvenile cases filed, complete data were available for both of the states, so the national total estimate was unaffected by those two estimates.

B. Calculation of the Estimates of National Totals

For each of the twelve categories of data represented above by an estimation equation, an estimate of the national total volume was calculated. The best estimate of the individual figure for each of the twelve categories of data was identified for each state. Complete data were used when they were available. Where complete data were not available, the estimate of the actual figure that was generated by the appropriate estimation equation was used. Actual figures or estimates for all 50 states and the District of Columbia were added together to produce the estimates of the national totals. For traffic filings and dispositions, parking cases that had been removed from analysis at earlier stages of the estimation procedure as discussed above were added into the total of other traffic cases to produce the estimates of filings and dispositions for all traffic cases. Finally, the estimates of total filings were added together by level of court to produce estimates of the total number of cases filed in all appellate courts and in all trial courts. Total dispositions for appellate and trial courts were produced in a similar manner. The estimates of caseload volume for appellate courts is given in Table 1 and for trial courts in Table 14 in Part I of this volume.

TABLE B: Estimates of filings and dispositions of civil, criminal, traffic, and juvenile cases in trial courts in 1978 by state

State	Civil		Criminal		Traffic ^a		Juvenile	
	Filed	Disposed	Filed	Disposed	Filed	Disposed	Filed	Disposed
Alabama.....	178,848	165,070	176,322	161,825	597,420	562,348	24,282	23,202
Alaska.....	95,132	13,127	49,573	18,802	50,488	87,866	1,296	1,238
Arizona.....	133,492	120,593	127,734	117,296	453,020	428,234	20,132	19,237
Arkansas.....	96,034	83,861	117,507	107,923	219,679	211,515	11,615	8,769
California.....	1,447,394	(b)	877,997	728,532	(b)	(b)	87,392	100,547
Colorado.....	153,801	144,157	136,927	125,721	556,272	524,131	23,157	16,036
Connecticut.....	231,819	193,199	149,037	83,797	705,273	307,242	27,059	14,193
Delaware.....	48,535	37,283	56,847	52,330	105,948	105,886	5,601	8,315
District of Columbia..	102,748	144,906	59,505	26,197	176,742	57,043	9,594	6,100
Florida.....	372,681	457,992	371,927	302,699	1,891,145	1,988,967	49,254	47,064
Georgia.....	223,188	208,550	229,930	210,955	743,609	698,123	27,993	32,338
Hawaii.....	106,358	22,693	69,067	37,257	188,499	189,564	10,171	7,411
Idaho.....	52,766	36,927	68,403	27,009	43,587	205,644	604	7,563
Illinois.....	551,734	666,017	456,918	474,941	2,341,981	2,390,103	55,681	27,885
Indiana.....	215,516	201,027	235,838	216,370	971,328	909,621	33,106	23,302
Iowa.....	162,319	130,718	142,539	162,469	279,739	184,572	14,129	5,919
Kansas.....	129,431	116,611	120,904	111,036	282,039	255,595	14,220	24,816
Kentucky.....	176,761	152,465	168,088	187,063	407,783	231,430	18,698	32,597
Louisiana.....	223,978	209,324	185,146	169,912	644,702	606,262	25,528	24,393
Maine.....	76,234	64,445	75,935	69,823	68,122	70,754	2,859	5,112
Maryland.....	358,916	341,646	190,278	126,081	900,789	642,059	31,594	23,377
Massachusetts.....	474,449	454,939	246,803	226,419	1,270,862	1,187,818	38,983	50,747
Michigan.....	546,826	525,912	374,511	343,460	1,913,636	1,784,804	49,591	47,386
Minnesota.....	253,933	238,699	182,635	167,611	663,359	623,590	26,007	24,850
Mississippi.....	118,769	106,155	126,627	116,281	169,075	164,516	9,208	8,799
Missouri.....	190,412	172,947	214,608	196,913	794,980	745,835	29,209	17,707
Montana.....	55,925	44,530	63,825	58,725	53,043	56,749	1,539	1,471
Nebraska.....	87,403	60,041	92,401	84,914	183,132	77,571	9,910	4,469
Nevada.....	57,392	45,969	61,314	56,424	142,495	139,829	7,793	7,446
New Hampshire.....	55,982	44,586	67,775	62,345	75,502	86,896	4,199	4,102
New Jersey.....	440,263	446,342	306,356	345,054	1,723,232	1,075,888	46,666	88,272
New Mexico.....	74,034	62,288	80,993	74,459	109,015	87,990	5,799	3,642
New York.....	1,541,152	1,500,958	4,381,058	4,015,348	4,013,447	3,735,037	75,266	71,919
North Carolina.....	340,131	318,528	246,655	379,356	649,302	765,225	25,647	20,667
North Dakota.....	48,704	37,449	58,804	17,387	61,989	65,058	2,344	5,455
Ohio.....	504,573	592,994	433,326	39,938	2,192,725	2,044,013	(b)	201,176
Oklahoma.....	141,446	128,393	142,318	130,662	414,428	392,391	18,913	7,779
Oregon.....	155,493	142,167	127,439	117,025	375,580	356,311	17,627	14,004
Pennsylvania.....	588,628	400,933	472,831	433,567	2,418,142	2,253,372	56,703	35,703
Rhode Island.....	83,849	71,913	70,101	64,477	224,279	215,787	11,820	11,294
South Carolina.....	132,646	119,763	147,044	134,993	364,590	346,103	17,251	16,484
South Dakota.....	48,253	37,007	60,207	55,409	54,066	57,699	1,635	1,562
Tennessee.....	273,000	257,396	199,508	183,075	702,973	660,382	27,002	25,801
Texas.....	509,030	488,849	533,122	488,822	2,653,528	2,471,991	59,764	57,106
Utah.....	76,629	64,833	85,128	78,248	267,216	255,666	22,210	22,328
Vermont.....	39,735	11,623	53,155	17,890	4,484	73,539	0	1,048
Virginia.....	348,593	507,928	299,587	310,844	866,797	846,760	(b)	121,074
Washington.....	215,516	162,694	178,242	127,871	690,194	1,243,105	26,684	16,632
West Virginia.....	101,789	89,505	105,656	97,062	175,975	170,924	9,556	5,843
Wisconsin.....	299,176	174,442	205,747	188,792	756,388	709,992	28,300	26,352
Wyoming.....	39,904	28,820	50,681	46,679	4,484	11,649	0	914

^aTraffic estimates do not include parking cases.^bNo estimates are given for these figures since they were not included in the predictive equation. The actual numbers were used for the compilation of the 1978 estimates of the national filing totals for these types of cases.

All the reported estimates of the national total caseload figures given in Tables 1 and 14 are actually the midpoints of ranges of numbers, each of which contain the actual number it is meant to estimate. As such, the estimates are reported as round numbers in Tables 1 and 14 and

should be considered as "ballpark" estimates of the actual data. They may be compared to the midpoints of the ranges that were reported as estimates of the total caseload in trial and appellate courts in the 1976 Annual Report and to the numbers given in the 1977 Annual Report.

Appendix B: Sources of 1978 state court caseload statistics

STATE	COURTS OF LAST RESORT	INTERMEDIATE APPELLATE COURTS	GENERAL JURISDICTION COURTS	LIMITED JURISDICTION COURTS
Alabama	<u>Annual Report, 1978</u> (unpublished) (The Administrative Director of the Courts)	<u>Annual Report, 1978</u> (unpublished) (The Administrative Director of the Courts) and unpubl- ished data provided by the clerk of the Court of Civil Appeals and the Court of Criminal Appeals	<u>Annual Report, 1978</u> (unpublished) (The Administrative Director of the Courts)	<u>Annual Report, 1978</u> (unpublished) (The Administrative Director of the Courts)
Alaska	<u>Alaska Court System, 1978</u> <u>Annual Report</u> (Administrative Director of the Courts) and memo from clerk to Justices of Supreme Court entitled "Supreme Court Activity 1978"	--	<u>Alaska Court System, 1978</u> <u>Annual Report</u> (Administrative Director of the Courts)	<u>Alaska Court System, 1978</u> <u>Annual Report</u> (Adminis- trative Director of the Courts)
Arizona	<u>The Arizona Courts, 1978</u> <u>Judicial Report</u> (Arizona Supreme Court)	<u>The Arizona Courts, 1978</u> <u>Judicial Report</u> (Arizona Supreme Court)	<u>The Arizona Courts, 1978</u> <u>Judicial Report</u> (Arizona Supreme Court)	<u>The Arizona Courts, 1978</u> <u>Judicial Report</u> (Arizona Supreme Court)
Arkansas	<u>Fourteenth Annual Report, 1978</u> <u>Judicial Statistics</u> (Executive Secretary, Judicial Depart- ment)	--	<u>Fourteenth Annual Report, 1978</u> <u>Judicial Statistics</u> (Execu- tive Secretary, Judicial Department)	<u>Fourteenth Annual Report,</u> <u>1978 Judicial Statistics</u> (Executive Secretary, Judicial Department)
California ..	<u>1979 Annual Report of the</u> <u>Administrative Office of the</u> <u>California Courts</u> (Judicial Council of California) and unpublished data provided by the Administrative Office of the Courts	<u>1979 Annual Report of the</u> <u>Administrative Office of the</u> <u>California Courts</u> (Judicial Council of California) and unpublished data provided by the Administrative Office of the Courts	<u>1979 Annual Report of the</u> <u>Administrative Office of the</u> <u>California Courts</u> (Judicial Council of California) and unpublished data provided by the Administrative Office of the Courts	<u>1979 Annual Report of the</u> <u>Administrative Office of</u> <u>the California Courts</u> (Judicial Council of California) and unpublished data provided by the Administrative Office of the Courts
Colorado	<u>Annual Statistical Report of</u> <u>the Colorado Judiciary 1977-78</u> (Office of the State Court Administrator)	<u>Annual Statistical Report of</u> <u>the Colorado Judiciary</u> <u>1977-78</u> (Office of the State Court Administrator)	<u>Annual Statistical Report of</u> <u>the Colorado Judiciary,</u> <u>1977-78</u> (Office of the State Court Administrator)	<u>Annual Statistical Report</u> <u>of the Colorado Judiciary,</u> <u>1977-78</u> (Office of the State Court Administrator)
Connecticut .	<u>Biennial Report of the Con-</u> <u>necticut Judicial Department</u> <u>1976-1978</u> (Chief Court Admini- strator, Judicial Department)	--	<u>Biennial Report of the Con-</u> <u>necticut Judicial Department</u> <u>1976-78</u> (Chief Court Admini- strator, Judicial Department) and unpublished data provided by the Office of the Chief Court Administrator	<u>Biennial Report of the</u> <u>Connecticut Judicial De-</u> <u>partment 1976-78</u> (Chief Court Administrator, Judicial Department) and unpublished data provided by the Office of the Chief Administrator
Delaware	<u>1978 Annual Report of the</u> <u>Delaware Judiciary</u> (Director, Administrative Office of the Courts)	--	<u>1978 Annual Report of the</u> <u>Delaware Judiciary</u> (Director, Administrative Office of the Courts)	<u>1978 Annual Report of the</u> <u>Delaware Judiciary</u> (Director, Administrative Office of the Courts)
District of Columbia	<u>1978 Annual Report</u> (Joint Committee on Judicial Admini- stration in the District of Columbia and Executive Officer)	--	<u>1978 Annual Report</u> (Joint Committee on Judicial Admini- stration in the District of Columbia and Executive Officer)	--
Florida	<u>Florida Judicial System Sta-</u> <u>tistical Report 1978</u> (Office of State Courts Administrator) and <u>Supreme Court of Florida</u> <u>January and June Terms, 1978</u> (unpublished) (Clerk of the Supreme Court)	<u>Florida Judicial System Sta-</u> <u>tistical Report 1978</u> (Office of State Courts Administrator)	<u>Florida Judicial System Sta-</u> <u>tistical Report 1978</u> (Office of State Courts Administrator)	<u>Florida Judicial System</u> <u>Statistical Report 1978</u> (Office of State Courts)
Georgia	Unpublished data provided by the Clerk of the Supreme Court and "Analysis of the cases and enumerations of error decided by the Supreme Court of Georgia" (J.A. Weintraub and P.A. Merlwether)	Unpublished data provided by the Clerk of the Court of Appeals	<u>Fifth Annual Report</u> (Administrative Office of the Courts)	<u>Fifth Annual Report</u> (Administrative Office of the Courts)
Guam	--	--	<u>1978 Annual Report</u> (Superior Court of Guam)	--

-- Indicates that the state has no court at this level.

(continued on next page)

STATE	COURTS OF LAST RESORT	INTERMEDIATE APPELLATE COURTS	GENERAL JURISDICTION COURTS	LIMITED JURISDICTION COURTS
Hawaii	<u>State of Hawaii: Annual Report 1977-1978</u> (Administrative Director of the Courts)	--	<u>State of Hawaii: Annual Report 1977-78</u> (Administrative Director of the Courts) and unpublished data provided by the Office of the Administrative Director	<u>State of Hawaii: Annual Report 1977-78</u> (Administrative Director of the Courts)
Idaho	<u>The Idaho Courts 1978 Annual Report and Appendix</u> (Administrative Office of the Courts)	--	<u>Idaho Courts 1978 Annual Report</u> (Administrative Office of the Courts)	--
Illinois	<u>1978 Annual Report of the Supreme Court of Illinois</u> (Administrative Office of the Illinois Courts)	<u>1978 Annual Report of the Supreme Court of Illinois</u> (Administrative Office of the Illinois Courts)	<u>1978 Annual Report of the Supreme Court of Illinois</u> (Administrative Office of the Illinois Courts)	--
Indiana	<u>1978 Indiana Judicial Report</u> (Division of State Court Administration)	<u>1978 Indiana Judicial Report</u> (Division of State Court Administration)	<u>1978 Indiana Judicial Report</u> (Division of State Court Administration)	<u>1978 Indiana Judicial Report</u> (Division of State Court Administration)
Iowa	<u>1978 and 1979 Annual Statistical Reports</u> (Court Administrator of the Judicial Department)	<u>1978 Annual Statistical Report</u> (Court Administrator of the Judicial Department)	<u>1978 Annual Statistical Report, Iowa Judiciary</u> (Court Administrator of the Judicial Department)	--
Kansas	<u>Annual Report on the Courts of Kansas, July 1, 1977 through June 30, 1978</u> (Office of Judicial Administration)	<u>Annual Report on the Courts of Kansas, July 1, 1977 through June 30, 1978</u> (Office of Judicial Administration)	<u>Annual Report on the Courts of Kansas, July 1, 1977 through June 30, 1978</u> (Office of Judicial Administration)	Not available
Kentucky	<u>Annual Report, 1978</u> (Administrative Office of the Courts)	<u>Annual Report, 1978</u> (Administrative Office of the Courts)	<u>Annual Report 1978</u> (Administrative Office of the Courts)	<u>Annual Report, 1977</u> (Administrative Office of the Courts)
Louisiana ...	<u>Judicial Council Annual Report with 1978 Statistics and Related Data</u> (Judicial Administrator)	<u>Judicial Council Annual Report with 1978 Statistics and Related Data</u> (Judicial Administrator)	<u>Judicial Council Annual Report with 1978 Statistics and Related Data</u> (Judicial Administrator)	<u>Judicial Council Annual Report with 1978 Statistics and Related Data</u> (Judicial Administrator)
Maine	<u>Annual Report 1978</u> (Administrative Office of the Courts)	--	<u>Annual Report 1978</u> (Administrative Office of the Courts)	<u>Annual Report 1978</u> (Administrative Office of the Courts)
Maryland	<u>Annual Report 1977-78</u> (Administrative Office of the Courts)	<u>Annual Report 1977-78</u> (Administrative Office of the Courts)	<u>Annual Report 1977-78</u> (Administrative Office of the Courts)	<u>Annual Report 1977-78</u> (Administrative Office of the Courts)
Massachusetts	Unpublished data supplied by the Supreme Judicial Court	Unpublished data supplied by the Supreme Judicial Court	<u>Annual Report--The Office of the Chief Administrative Justice of the Trial Court, 1978</u> (Chief Administrative Justice)	<u>Annual Report--The Office of the Chief Administrative Justice of the Trial Court, 1978 and 1979</u> (Chief Administrative Justice)
Michigan	<u>Annual Report 1978-79</u> (State Court Administrator)	<u>Annual Report 1978-79</u> (State Court Administrator)	<u>Annual Report 1977-78</u> (State Court Administrator)	<u>Annual Report 1977-78</u> (State Court Administrator)
Minnesota ...	Unpublished data supplied by the Office of the State Court Administrator	--	Unpublished data supplied by the Office of the State Court Administrator	Unpublished data supplied by the Office of the State Court Administrator
Mississippi .	<u>12th and 13th Annual Statistical Reports 1977, 1978</u> (Executive Assistant, Supreme Court)	--	<u>First Annual Report</u> (Mississippi Judicial Council)	<u>First Annual Report</u> (Mississippi Judicial Council)

-- Indicates that the state has no court at this level

(continued on next page)

Sources of 1978 state court caseload statistics (continued)

STATE	COURTS OF LAST RESORT	INTERMEDIATE APPELLATE COURTS	GENERAL JURISDICTION COURTS	LIMITED JURISDICTION COURTS
Missouri	<u>Judicial Department of Missouri Annual Statistical Report 1978</u> (Office of the State Court Administrator)	<u>Judicial Department of Missouri Annual Statistical Report 1978</u> (Office of the State Court Administrator)	<u>Judicial Department of Missouri Annual Statistical Report 1978</u> (Office of the State Court Administrator)	<u>Judicial Department of Missouri Annual Statistical Report 1978</u> (Office of the State Court Administrator)
Montana	<u>1978 Annual Report</u> (Montana Supreme Court)	--	<u>1978 Annual Report</u> (Montana Supreme Court)	Not available
Nebraska	<u>The Courts of Nebraska 1978</u> (Office of the State Court Administrator) and unpublished data provided by the Clerk of the Supreme Court	--	<u>The Courts of Nebraska 1978</u> (Office of the State Court Administrator) and unpublished data provided by the Office of the State Court Administrator	<u>The Courts of Nebraska 1978</u> (Office of the State Court Administrator) and unpublished data provided by the Office of the State Court Administrator
Nevada	Unpublished data provided by the Administrative Office of the Courts	--	Unpublished data provided by the Clerk of the 2nd District	Not available
New Hampshire	<u>Seventeenth Biennial Report of the Judicial Council of the State of New Hampshire</u> (Chairman, Judicial Council)	--	<u>Seventeenth Biennial Report of the Judicial Council of the State of New Hampshire</u> (Chairman, Judicial Council)	<u>Seventeenth Biennial Report of the Judicial Council of the State of New Hampshire</u> (Chairman, Judicial Council)
New Jersey ..	<u>Annual Report 1977-78</u> (Administrative Director of the Courts)	<u>Annual Report 1977-78</u> (Administrative Director of the Courts)	<u>Annual Report 1977-78</u> (Administrative Director of the Courts)	<u>Annual Report 1977-78 and Proceedings in the Municipal Courts, Sept 1, 1977 to Aug. 31, 1978</u> (Administrative Director of the Courts)
New Mexico ..	<u>Annual Report 1978</u> (Judicial Department of the State of New Mexico)	<u>Annual Report 1978</u> (Judicial Department of the State of New Mexico)	<u>Annual Report 1978</u> (Judicial Department of the State of New Mexico)	<u>Annual Report, 1978</u> (Judicial Department of the State of Mexico)
New York	<u>First Annual Report 1979</u> (Chief Administrator of the Courts)	<u>First Annual Report 1979</u> (Chief Administrator of the Courts)	<u>First Annual Report 1979</u> (Chief Administrator of the Courts)	<u>First Annual Report 1979</u> (Chief Administrator of the Courts)
North Carolina	<u>Supreme Court Caseload Statistics, Spring Term 1978; Fall Term 1978</u> (unpublished) (Clerk of Supreme Court)	<u>North Carolina Courts 1978</u> (Administrative Office of the Courts) and unpublished data from Clerk of Court of Appeals	<u>North Carolina Courts 1978</u> (Administrative Office of the Courts)	<u>North Carolina Courts 1978</u> (Administrative Office of the Courts)
North Dakota.	<u>Annual Reports, 1977, 1978</u> (North Dakota Judicial Council)	--	<u>Annual Report, 1978</u> (North Dakota Judicial Council)	<u>Annual Report, 1978</u> (North Dakota Judicial Council)
Ohio	<u>Ohio Courts Summary 1978</u> (Office of the Administrative Director)	<u>Ohio Courts Summary 1978</u> (Office of the Administrative Director)	<u>Ohio Courts Summary 1978</u> (Office of the Administrative Director)	<u>Ohio Courts Summary 1978</u> (Office of the Administrative Director)
Oklahoma	<u>Report on the Judiciary 1978</u> (Administrative Director of the Courts)	<u>Report on the Judiciary 1978</u> (Administrative Director of the Courts)	<u>Report on the Judiciary 1978</u> (Administrative Director of the Courts)	<u>Report on the Judiciary 1978</u> (Administrative Director of the Courts)
Oregon	<u>25th Annual Report Relating to Judicial Administration in the Courts of Oregon, 1978</u> (Office of the State Court Administrator)	<u>25th Annual Report Relating to Judicial Administration in the Courts of Oregon, 1978</u> (Office of the State Court Administrator)	<u>24th and 25th Annual Reports Relating to Judicial Administration in the Courts of Oregon, 1977 and 1978</u> (Office of the State Court Administrator)	<u>24th and 25th Annual Reports Relating to Judicial Administration in the Courts of Oregon, 1977 and 1978</u> (Office of the State Court Administrator)

-- Indicates that the state has no court at this level

(continued on next page)

STATE	COURTS OF LAST RESORT	INTERMEDIATE APPELLATE COURTS	GENERAL JURISDICTION COURTS	LIMITED JURISDICTION COURTS
Pennsylvania.	<u>1978 Annual Report</u> (Administrative Office of the Pennsylvania Courts)	<u>1978 Annual Report</u> (Administrative Office of the Pennsylvania Courts)	<u>1978 Annual Report</u> (Administrative Office of the Pennsylvania Courts)	<u>1978 Annual Report</u> (Administrative Office of the Pennsylvania Courts)
Puerto Rico..	<u>Annual Report 1977-78</u> (Office of Court Administration)	--	<u>Annual Report 1977-78</u> (Office of Court Administration)	<u>Annual Report 1977-78</u> (Office of Court Administration)
Rhode Island.	<u>Report on the Judiciary, 1978</u> (Administrative Office of the Courts)	--	<u>Report on the Judiciary, 1978</u> (Administrative Office of the Courts)	<u>Report on the Judiciary,</u> <u>1978</u> (Administrative Office of the Courts)
South Carolina	Unpublished data provided by the Clerk of the Supreme Court	--	<u>Annual Report, 1979</u> (The Judicial Department of South Carolina)	<u>Annual Report, 1979</u> (The Judicial Department of South Carolina)
South Dakota.	<u>Benchmark: Biennial Report of</u> <u>the South Dakota Unified</u> <u>Judicial System FY 1978-</u> <u>1979</u> (State Court Admin- istrator's Office) and unpub- lished data provided by the Clerk of the Supreme Court	--	<u>Benchmark: A Biennial Report</u> <u>of the South Dakota Unified</u> <u>Judicial System, FY1977-1978</u> (State Court Administrator's Office)	--
Tennessee ...	<u>1978 Annual Report</u> (Executive Secretary, Supreme Court of Tennessee)	<u>1978 Annual Report</u> (Executive Secretary, Supreme Court of Tennessee)	<u>1978 Annual Report</u> (Executive Secretary, Supreme Court of Tennessee)	<u>1978 Annual Report</u> (Executive Secretary, Supreme Court of Tennessee)
Texas	<u>50th Annual Report 1978</u> (Texas Judicial Council)	<u>50th Annual Report 1978</u> (Texas Judicial Council)	<u>50th Annual Report 1978</u> (Texas Judicial Council)	<u>50th Annual Report 1978</u> (Texas Judicial Council)
Utah	Unpublished data provided by the Clerk of the Supreme Court	--	<u>Annual Report, Utah Courts</u> <u>July 1, 1977-June 30, 1978</u> (Utah Judicial Council)	<u>Annual Report, Utah Courts</u> <u>July 1, 1977-June 30, 1978</u> (Utah Judicial Council) and Juvenile Court for the State of Utah, Annual Re- port, 1978 (Administrative Office of Juvenile Court)
Vermont	<u>Judicial Statistics for Year</u> <u>Ending June 30, 1978</u> (Office of the Court Administrator)	--	<u>Judicial Statistics for Year</u> <u>Ending June 30, 1978</u> (Office of the Court Administrator)	<u>Judicial Statistics for</u> <u>Year Ending June 30, 1978</u> (Office of the Court Administrator)
Virginia	<u>State of the Judiciary Reports</u> <u>1977, 1978</u> (Office of the Executive Secretary, Supreme Court)	--	<u>State of the Judiciary Report</u> <u>1978</u> (Office of the Executive Secretary, Supreme Court)	<u>State of the Judiciary</u> <u>Report 1978</u> (Office of the Executive Secretary, Supreme Court)
Washington ..	<u>22nd Annual Report 1978</u> (Office of the Administrator for the Courts)	<u>22nd Annual Report 1978</u> (Office of the Administrator for the Courts)	<u>22nd Annual Report 1978</u> (Office of the Administrator for the Courts)	<u>22nd Annual Report 1978</u> (Office of the Administrator for the Courts)
West Virginia	Unpublished data provided by Administrative Office of the Courts	--	Unpublished data provided by the Administrative Office of the Courts	Unpublished data provided by the Administrative Office of the Courts
Wisconsin ...	Unpublished data provided by the Office of the Administrator of the Courts	--	Unpublished data provided by the Office of the Administrator of the Courts	Unpublished data provided by the Office of the Administrator of the Courts
Wyoming	Unpublished data from the Clerk of the Supreme Court and the Office of the Court Coordinator	--	Unpublished data provided by the Office of the Courts Coordinator	Not available

-- Indicates that the state has no court at this level.

NATIONAL CENTER FOR STATE COURTS
National Court Statistics Project

USER EVALUATION
State Court Caseload Statistics: Annual Report, 1978

Dear Reader:

The National Court Statistics Project is interested in your comments and suggestions about this report. We have provided this form for whatever opinions you wish to express about it. Please cut out both of these pages, staple them together, and mail to the preprinted address.

Thank you for your help.

1. For what purpose did you use this report?

2. For that purpose, the report- Met most of my needs
 Met some of my needs Met none of my needs

3. How will this report be useful to you?

Data source Other (please specify) _____
 Teaching material _____
 Reference for article or report Will not be useful to me
 General information (please explain) _____
 Criminal justice program planning _____

4. Which parts of the report, if any, were difficult to understand or use?
How could they be improved?

5. Can you point out specific parts of the text or table notes that are not clear or terms that need to be defined?

6. Are there ways this report could be improved that you have not mentioned?

7. Please suggest other topics you would like to see addressed in future reports using state court caseload data.

8. In what capacity did you use this report?

Researcher Educator Student

Criminal justice agency employee

Government other than criminal justice - Specify _____

Other - Specify _____

9. If you used this report as a governmental employee, please indicate the level of government.

- Federal County Other - Specify _____
- State Municipal _____

10. If you used this report as a criminal justice agency employee, please indicate the sector in which you work.

- Law enforcement (police) Corrections
- Legal services and prosecution Parole
- Public or private defense services Criminal justice planning
- Courts or court administration Other criminal justice agency - Specify type _____
- Probation

11. If you used this report as a criminal justice employee, please indicate the type of position you hold. Mark all that apply.

- Agency or institution administrator Program or project manager
- General program planner/evaluator/analyst Statistician
- Budget planner/evaluator/analyst Other - Specify _____
- Operations or management planner/evaluator/analyst

12. Additional comments

Please
Affix
Postage

National Court Statistics Project
National Center for State Courts
300 Newport Avenue
Williamsburg, VA 23185

(fold here)

(fold here)

(Optional)

Name _____ Telephone () - _____

Number and street _____

City _____ State _____ Zip _____