



State Court Caseload Statistics, 2002

Supplement to Examining the Work of State Courts, 2002

State Court Structures

Jurisdiction and Reporting Practices

State Court Caseloads

Court Statistics Project Methodology

KIS-REF

KIS-REF

KF

180

C74

2002

KIS-REF
KF
180
C74
2002

State Court Caseload Statistics, 2002

Supplement to Examining the Work of State Courts, 2002

Compiled by Shauna M. Strickland and Brenda G. Otto

Court Statistics Project Staff

Brian J. Ostrom
Director

Nicole L. Mott
Research Associate

Fred Cheesman
Research Associate

Shauna M. Strickland
Research Analyst

Neal B. Kauder
Consultant, Visual Research

Brenda K. Uekert
Senior Research Associate

Robert C. LaFountain
Research Analyst

Brenda G. Otto
Program Specialist

Library
National Center for State Courts
300 Newport Ave.
Williamsburg, VA 23185

A joint project of the Conference of State Court Administrators,
the Bureau of Justice Statistics,
and the National Center for State Courts' Court Statistics Project.

Copyright 2003
National Center for State Courts
ISBN 0-89656-222-X

Suggested Citation:
Court Statistics Project, *State Court Caseload Statistics, 2002*
(National Center for State Courts 2003)

This report was developed under Grant 2002-BJ-CX-K010 from the the Bureau of Justice Statistics. Points of view are those of the authors and do not necessarily represent the official position or policies of the Bureau of Justice Statistics.

Conference of State Court Administrators' Court Statistics Committee

J. Denis Moran, Chairman, (1983 to present), Director of State Courts, Wisconsin
William J. O'Brien, Vice-Chairman, (1994 to present), State Court Administrator, Iowa
John A. Clarke (1988 to present), Executive Officer/Clerk, Los Angeles Superior Court
Hugh M. Collins (1982 to present), Judicial Administrator, Louisiana
Howard W. Conyers (1990 to present), Administrative Director of the Courts, Oklahoma
Theodore Eisenberg (2002 to present), Professor, Cornell Law School, New York
Donald D. Goodnow (2000-present), Director, Administrator Office of the Courts, New Hampshire
Judge Aaron Ment (1991 to present), Senior Judge, Supreme Court of Connecticut
John T. Olivier (1991 to present), Clerk, Supreme Court of Louisiana
Howard P. Schwartz (1992 to present), Judicial Administrator, Kansas
Joseph C. Steele (1999 to present), State Court Administrator, Nebraska
Robert Wessels (1995 to present), Court Manager, County Criminal Courts at Law, Houston, Texas

National Center for State Courts' Board of Directors

Chief Judge Judith S. Kaye, Chairperson, New York Court of Appeals
Chief Justice Ronald M. George, Chair-Elect, Supreme Court of California
Patricia Tobias, Vice-Chair, Administrative Director of the Courts, Idaho
Chief Justice Shirley S. Abrahamson, Supreme Court of Wisconsin
Daniel Becker, State Court Administrator, Utah
Curtis (Hank) Barnette, Of Counsel, Skadden, Arp, Slate, Meagher & Flom LLP, Washington, DC
Mercedes M. Bauermeister, Administrative Director, General Court of Justice, Puerto Rico
Michael L. Buenger, State Court Administrator, Missouri
David K. Byers, Administrative Director, Supreme Court of Arizona
Presiding Judge Charles Riley Cloud, Norfolk, Virginia
Zelda M. DeBoyes, Court Administrator, Aurora Municipal Court, Aurora, Colorado
Judge Gerald T. Elliott, Division 4, Tenth Judicial District of Kansas, Olathe, Kansas
Judge Hilda R. Gage, Michigan Court of Appeals
Gordon M. Griller, Court Administrator, Maricopa County Superior Court, Phoenix, Arizona
Thomas A. Gottschalk, Executive Vice-President and General Counsel, General Motors Corporation, Detroit, Michigan
Judge Elizabeth Keever, 12th Judicial District, Fayetteville, North Carolina
Presiding Judge Gary L. Lumpkin, Court of Criminal Appeals of Oklahoma, Oklahoma City, Oklahoma
Ruth Walsh McIntyre, Issaquah, Washington
Jack B. Middleton, McLane, Graf, Rauleron, & Middleton, Manchester, New Hampshire
Lawrence G. Myers, Municipal Court Administrator, Hillsboro, Oregon
Judge Gayle A. Nachtigal, Circuit Court of Washington County, Hillsboro, Oregon
Dwight Opperman, Key Investment, Inc., Minneapolis, Minnesota
Judge Michael S. Spearman, King County Superior Court, Seattle, Washington
Carroll D. Stevens, Associate Dean, Yale Law School, New Haven, Connecticut
Judge Sandra A. Thompson, Los Angeles Superior Court, Torrance, California
Chief Judge Annice M. Wagner, District of Columbia Court of Appeals
Roger K. Warren, President, National Center for State Courts, Williamsburg, Virginia

Acknowledgments

The members of the Court Statistics Project (CSP) gratefully acknowledge assistance and guidance from throughout the state court community. Our main debt of gratitude is to the state court administrators, the appellate court clerks, and their staffs who have provided the bulk of the information included in *Examining the Work of State Courts, 2002* and *State Court Caseload Statistics, 2002*. They have been consistently patient and helpful in answering written and telephone inquiries for more data or for explanations of the data provided. We owe a special debt of gratitude to the staff members of the administrative offices of the courts and of the appellate courts who serve as contact persons between their offices and the Court Statistics Project.

The content and design of all products produced by the CSP benefit greatly from the guidance of the 12 members of the Conference of State Court Administrators' Court Statistics Committee. The committee members have given generously of their time, talent, and experience, and their participation has been invaluable to project staff.

The Court Statistics Project is funded through the generous support of the Bureau of Justice Statistics. It should be noted that the points of view stated in *Examining the Work of State Courts, 2002* and *State Court Caseload Statistics, 2002* are those of the authors and do not necessarily represent the policies of that agency. However, the authors wish to acknowledge the guidance and support provided by Steve Smith, the project monitor at the Bureau of Justice Statistics.

Responsibility for the information and the analysis reported in this document rests fully with the Court Statistics Project staff. The more general responsibility for developing the CSP products and promoting improvements to court statistics is shared with the National Center for State Courts' management and the COSCA Court Statistics Committee.

Preface

The Court Statistics Project makes information available in three distinct formats that we believe best serve the needs of the project's constituents. *State Court Caseload Statistics, 2002* is designed to provide specific information about particular court systems. This volume offers all interested parties high-quality, baseline information on state court structure, jurisdiction, reporting practices, and caseload volume and trends. The information assembled in this product will be especially helpful to people interested in doing their own cross-state comparisons or in examining the implications of caseload volume on the work and resource needs of specific state courts. For those wishing to brush up on the uses of these data, the Introduction provides an overview of applications, ingredients, and interpretation of state court caseload statistics. This information is also available through the Inter-University Consortium or to anyone who requests a copy of the publication from the Court Statistics Project.

A second publication, *Examining the Work of State Courts, 2002*, provides a readable overview, with easy-to-understand graphics and tables, of current state court activity and trends. The goal of this work is to provide a comprehensive yet nontechnical presentation of the demands currently being placed on state courts and the evolution of caseloads over time. Judges, policymakers, and practitioners will find this document useful for a range of planning and research needs, as well as for gaining a greater appreciation for the business of state courts.

Finally, the *State Court Organization* series provides an exhaustive compilation of information on state court structure and operations. The latest volume, the fourth in the series, complements, and extends the information on court jurisdiction and reporting practices provided here. The newest edition covers most of the topics included in the 1993 edition, but also covers new topics as well. Notable additions are tables on court automation, specialized courts, the administrative authority of presiding trial court judges, and the processing of domestic violence cases. A table of contents for *State Court Organization, 1998* is reprinted at the back of this volume.

Introduction

Using State Court Caseload Statistics

This introduction provides an overview of the uses, ingredients, and interpretation of state court caseload statistics. This examination is offered at a time of significant improvements in the quality of court statistics in general and in the comparability of those statistics across the states in particular. To help realize the potential of caseload statistics, this document considers three main questions: Why are caseload statistics useful? What are their ingredients? How can they address practical problems?

This is not a “technical” document. Although it is assumed that the reader has an interest in what courts are doing, there is no expectation of statistical expertise. Moreover, virtually all courts and states currently possess the information required to use caseload statistics. A count of the number of cases filed and disposed by month, quarter, or year is all that is needed to get started. Part of the message, however, is that with a small additional investment in effort, the potential exists to appreciably enhance a court’s capacity to identify and solve emerging problems and to present the case for the court system’s achievements and resource needs authoritatively.

Why Are Caseload Statistics Useful?

Argued in abstract, caseload statistics are important because they are analogous to the financial information business firms use to organize their operations. Because a court case is the one common unit of measurement available to all court managers, caseload statistics are the single best way to describe what courts are doing currently and to predict what they will do.

The pragmatic justification for caseload statistics is more compelling. Few would argue that the state courts are currently funded at a generous level. State budget offices routinely cast a cold eye on requests for additional judgeships, court support staff, or court facilities. Because the executive and legislative branches of the government are sophisticated producers and consumers of statistics, comparable expertise is needed by the judicial branch. Skillfully deployed caseload statistics provide powerful evidence for justifying claims to needed resources.

In response to perceived difficulties in using caseload statistics, it must be noted that they are simply counts of court activity. They are not inherently complex or obscure. The day-to-day activities of most court systems can generate the basic information that translates into caseload statistics. No extraordinary effort is required.

Like other statistics, however, caseload statistics are susceptible to twists and turns that can mislead or distort. Those twists and turns become particularly troublesome when comparisons are made across courts in any one state or among states. Yet, valid comparisons are potentially powerful tools for managing a court system, for determining and justifying the need for additional resources, and for planning.

For the rational study of the law the blackletter man may be the man of the present, but the man of the future is the man of statistics and the master of economics.¹

¹ Oliver Wendell Holmes, Jr., “The Path of the Law,” *Harvard Law Review* 10 (1897), 457, 469.

Frequent reference is made throughout this report to a model approach for collecting and using caseload information.² The Conference of State Court Administrators (COSCA) and the National Center for State Courts (NCSC) jointly developed that approach over the last 24 years. The key to the approach is comparison: comparison among states and comparison over time. The COSCA/NCSC approach makes comparison possible, although at times it highlights some aspects that remain problematic when building a comprehensive statistical profile of the work of state appellate and trial courts nationally.

What Are the Ingredients of Caseload Statistics?

Five types of information are required for efficient caseload statistics:

(1) counts of pending, filed, and disposed cases; (2) the method by which the count is taken (i.e., the unit of count that constitutes a case and the point at which the count is taken); (3) the composition of the counting categories (the specific types of cases that are included); (4) court structure and jurisdiction to decide cases; and (5) statistical adjustments that enhance the comparability and usefulness of case counts.

Counts are taken of the number of cases that are pending at the start of a reporting period, the number of cases filed during the period, the number of cases disposed during the period, and the number of cases left pending at the end of the period. Counts of caseloads are typically organized according to the major types of cases (civil, criminal, juvenile, traffic/other ordinance violations). However, there is still only limited uniformity among the states in the degree of detail or the specific case categories used despite the direction offered by the *State Court Model Statistical Dictionary*.

Methods for taking counts vary. The greatest variation occurs in what, precisely, a court counts as a case. Some courts actually count the number of a particular kind of document, such as an indictment in a criminal case. There is also variation in the point in the litigation process when the count is taken. For example, some appellate courts count cases when the notice of appeal is filed, others when the trial court record is filed, and still others when both the trial record and briefs are filed with the court.

Composition refers to the construction of caseload reporting categories that contain similar types of cases for which counts are taken of pending, filed, or disposed cases. Once a standard is defined for the types of cases that belong in a category, it becomes possible to compare court caseloads. The standard adopted by the Court Statistics Project is defined in the *State Court Model Statistical Dictionary*.

A count can be complete, meaning that it includes all of the types of cases in the definition; incomplete in that it omits some case types that should be included; overinclusive in that it includes some case types that should not be included; or both incomplete and overinclusive. For instance, the model approach treats an accusation of driving while intoxicated (DWI/DUI) as part of a court's criminal caseload. If a state includes such offenses with traffic cases rather than criminal cases, the criminal caseload statistics will be incomplete and the traffic caseload statistics will be overinclusive.

² The current status of that approach is elaborated in the *State Court Model Statistical Dictionary* (1989 edition).

Court structure and jurisdiction to decide cases indicate whether a court includes all of the relevant cases for a given locality or state. Two or more courts in a jurisdiction may share the authority to decide a particular type of case. Thus, in many states, both a court of general jurisdiction and a court of limited jurisdiction may hear misdemeanor cases. Similarly, complaints in torts or contracts below a set maximum dollar amount can often be filed in either court.

In some courts, jurisdiction is restricted to specific proceedings. An example is a preliminary hearing in a lower court to determine whether a defendant should be bound over for trial in the court of general jurisdiction.

Information on court structure and jurisdiction is therefore essential to the use of any state's caseload statistics. Each state has established various levels and types of courts. The lack of uniformity in court structure and jurisdiction even extends to the names given to the courts of various levels. The supreme court in most states is the court of last resort, the appellate court with final jurisdiction over all appeals within the state. In New York, however, the title supreme court denotes the main general jurisdiction trial court. A knowledge of court structure and jurisdiction is necessary before one can determine whether like is being compared to like.

Adjustments help make counts of cases more interpretable. Case filings per 100,000 population provide a standard measure of caseload levels that adjusts for differences in population among the states. The number of case dispositions as a percentage of case filings in a given time period offers a clearance rate, a summary measure of whether a court or state is keeping up with its incoming caseload. The number of case filings or case dispositions per judge is a useful expression of the workload confronting a court.

Such simple adjustments transform counts of cases into comparable measures of court activity. It is also possible to make adjustments to counts of cases to estimate the impact of missing information or to make allowances for differences in methods of count used by state courts. Other calculations reveal important aspects of court activity. For example, the percentage of petitions granted by an appellate court indicates how many cases will be heard on the merits, which require briefing and oral arguments or other steps that create substantial demands on court time and resources.

How Should Caseload Statistics Be Used to Solve Problems?

Caseload statistics can form a response to certain types of problems that courts face. One set of problems relates to the volume of cases that a court must hear and to the composition of that caseload. Drug cases offer an example. Have drug filings risen more rapidly than other types of criminal cases? Are drug cases more likely to be disposed at trial than other felonies? Do they take longer to resolve in the trial court? How common is it for drug cases to be appealed? How does the trend in drug filings in one section of the country compare with trends in other regions?

A related set of problems revolves around the adequacy of court resources. How many cases are typically handled by a judge in the state courts? As caseloads continue to rise, have judicial resources kept pace? Is the provision of judicial support staff in one state adequate when compared to the staff in another state with comparable filings or dispositions per judge?

A third set of problems relates to the pace of litigation. Are more new cases being filed annually than the court is disposing during the year, thus increasing the size of the pending caseload? How long do cases take to be resolved in the trial court? In the appellate court? What proportion of cases are disposed of within the court's or American Bar Association's time standards?

The model approach developed by COSCA and the NCSC answers such questions. Virtually all states, as well as many individual trial courts, publish their caseload statistics in annual reports. Yet the diverse methods that states employ to collect information on caseloads restrict the usefulness of the resulting information. It may seem as if courts in one state use the mark, others the yen, and still others the dollar. This approach looks at how caseload information can be organized nationally to address problems facing state court systems and individual courts.

Comparability

The caseload statistics from each state are collated into a coherent, comprehensive summary of all state court activity and published annually by the Court Statistics Project. The report contains tables, charts, and figures that are often lengthy and crowded with symbols and explanatory matter. This does not negate the underlying simplicity or usefulness of caseload statistics as counts of court activity.

The available statistics reflect the varied responses individual trial courts and states have made to practical problems such as what constitutes a case, whether to count a reopened case as a new filing, and whether a preliminary hearing binding a defendant over to a court of general jurisdiction is a case or merely an event equivalent to a motion.

Comparability is a more substantial issue than completeness. Seven reporting categories are used by the Court Statistics Project. Appellate caseloads are divided into mandatory and discretionary cases. Trial court caseloads are divided into criminal, nondomestic civil, domestic, juvenile, and traffic/other ordinance violation cases. Abbreviated definitions of these categories appear below.

APPELLATE COURT

mandatory case: appeals of right that the court must hear and decide on the merits

discretionary case: petitions requesting court review that, if granted, will result in the case being heard and decided on its merits

TRIAL COURT

nondomestic civil case: requests for an enforcement or protection of a right or the redress or prevention of a wrong (specific types of cases include tort, contract, real property rights, small claims, mental health, estate, and civil appeals)

domestic relations: a major classification of civil cases that includes cases involving family actions such as divorce, custody, paternity, adoption, interstate support, and domestic violence

criminal case: charges of a state law violation

juvenile petition: cases processed through the special procedures that a state established to handle matters relating to individuals defined as juvenile

traffic/other ordinance violation: charges that a traffic ordinance or city, town, or village ordinance was violated

These categories represent the lowest common denominator: what one can reasonably expect most states to provide.

The advent of automated information systems means that states increasingly collect more detailed information, distinguishing tort cases from other civil filings and personal injury cases from other tort filings. Similarly, some states distinguish between various types of felonies and misdemeanors within their criminal caseloads, including the separation of drug cases from others.

Another aspect of comparability is whether the caseload count from a particular court includes all the relevant cases for a given locality or state. In some states, one court may have complete jurisdiction over a particular type of case, while in others the jurisdiction is shared between two or more courts. For example, to get a complete count of discretionary filings at the appellate level, one may have to check the count only in the court of last resort (COLR) (states without an intermediate appellate court [IAC] or states where the IAC has only mandatory jurisdiction), or it may be necessary to examine both the COLR and the IAC (states that allocate discretionary jurisdiction to both the COLR and IAC). Therefore, when making comparisons with state court caseload statistics, one must have an awareness of the variation in court structure and jurisdiction.

The court structure charts summarize, in one-page diagrams, the key features of each state's court organization. The format meets two objectives: (1) it is comprehensive, indicating all court systems in the state and their interrelationship, and (2) it describes the jurisdiction of the court systems using a comparable set of terminology and symbols. The court structure charts employ the common terminology developed by the NCSC Court Statistics Project for reporting court statistics.

The charts identify all of the state courts in operation during the year and describe each court system's geographic and subject matter jurisdiction. The charts also provide basic descriptive information, such as the number of

authorized judicial posts and whether funding is primarily local or state. Routes of appeal are indicated by lines, with an arrow showing which court receives the appeal or petition.

Conclusion

Caseload statistics are less complex and more practical than often imagined. By following relatively simple steps, courts, state court administrative offices, trial court administrative offices, trial court administrators, and others can more effectively use the statistics that they currently produce. A useful point of reference when considering an upgrade to the quality and quantity of information currently being collected is the *State Court Model Statistical Dictionary*.

The flexibility and power of automated record systems mean that the information compiled nationally to describe state court caseloads is becoming more comparable year by year. Caseload data available in the new millenium will be significantly more comparable across the states than what has been published in the past. Differences among states in the criminal and juvenile unit of count will continue to make comparisons tentative for those cases. Still, those differences do not affect comparisons of clearance rates or of trends.

What can be done to realize the potential that caseload statistics offer for planning and policymaking? There are three priorities. First, reliable statistics on the size of the active pending caseload are needed. Unless courts routinely review their records to identify inactive cases, an accurate picture of their backlogs is not possible. Second, information on the number of cases that reach key stages in the adjudication process would be an important addition. How many "trial notes of issue" are filed in civil cases? In what proportion of civil cases is no answer ever filed by the defendant? Third, revisions to court record systems should consider the feasibility of including information on the workload burden being imposed on the court through pretrial conferences, hearings, and trial settings.

Accurate and comprehensive statistics are ultimately important because they form part of the currency when public policy is debated and decided in a "fact-minded culture." Those organizations and interests that master the statistics that describe their work and output are at an advantage in the competition for scarce public resources. The Court Statistics Project offers the state court community a resource for both examining itself and representing its case to the larger commonwealth.

Contents

| | |
|-----|---|
| v | Acknowledgments |
| vii | Preface |
| ix | Introduction |
| ix | Using State Court Caseload Statistics |
| ix | Why Are Caseload Statistics Useful? |
| x | What Are the Ingredients of Caseload Statistics? |
| xi | How Should Caseload Statistics Be Used to Solve Problems? |
| xii | Comparability |
| xiv | Conclusion |
| 1 | State Court Structure Charts |
| 3 | Understanding the Court Structure Charts |
| 3 | Appellate Courts |
| 4 | Trial Courts |
| 5 | Symbols and Abbreviations |
| 61 | Jurisdiction and State Court Reporting Practices |
| 63 | Figure A: Reporting Periods for All State Courts, 2001 |
| 65 | Figure B: Methods of Counting Cases in State Appellate Courts, 2001 |
| 72 | Figure C: Dollar Amount Jurisdiction for Original Tort, Contract, Real Property Rights and Small Claims Filings in State Trial Courts, 2001 |
| 78 | Figure D: Criminal Case Unit of Count Used by State Trial Courts, 2001 |
| 84 | Figure E: Juvenile Unit of Count Used in State Trial Courts, 2001 |
| 89 | Figure F: State Trial Courts with Incidental Appellate Jurisdiction, 2001 |
| 95 | Figure G: Number of Authorized Judges/Justices in State Courts, 2001 |
| 97 | Figure H: Method of Counting Civil Cases in State Trial Courts, 2001 |
| 103 | State Court Caseload Tables |
| 105 | Table 1: Reported National Caseload for State Appellate Courts, 2001. Mandatory jurisdiction cases and discretionary jurisdiction petitions in courts of last resort and intermediate appellate courts. |
| 106 | Table 2: Reported Total Caseload for All State Appellate Courts, 2001. Total mandatory cases, total discretionary petitions, and total discretionary petitions granted that are filed and disposed. The number of filed-per-judge figures for both the sum of mandatory cases and discretionary petitions, and the sum of mandatory cases and discretionary petitions granted. Court type and the point at which cases are counted. |
| 117 | Table 3: Selected Caseload and Processing Measures for Mandatory Cases in State Appellate Courts, 2001. Court type. Filed and disposed cases. Disposed as a percent of filed. Number of judges. Filed per judge. Filed per 100,000 total population. |
| 123 | Table 4: Selected Caseload and Processing Measures for Discretionary Petitions in State Appellate Courts, 2001. Court type. Filed and disposed cases. Disposed as a percent of filed. Number of judges. Filed per judge. Filed per 100,000 total population. |

| | | |
|-----|-----------|--|
| 128 | Table 5: | Selected Caseload and Processing Measures for Discretionary Petitions Granted in State Appellate Courts, 2001. Court type. Filed, filed granted, and granted disposed cases. Granted as a percent of filed. Disposed as a percent of granted. Number of judges. Filed granted per judge. |
| 133 | Table 6: | Opinions Reported by State Appellate Courts, 2001. Opinion unit of count. Composition of opinion count. Signed opinions. Number of justices/judges. Number of opinions/judge. Number of lawyer support personnel. |
| 137 | Table 7: | Reported National Civil and Criminal Caseloads for State Trial Courts, 2001. Civil and criminal cases in general jurisdiction and limited jurisdiction courts. |
| 139 | Table 8: | Reported Grand Total State Trial Court Caseload, 2001. Jurisdiction, parking, criminal unit of count, and support/custody codes. Case filings and dispositions. Dispositions as a percentage of filings. Filings per 100,000 total population. |
| 147 | Table 9: | Reported Total State Trial Court Civil Caseload, 2001. Jurisdiction, support/custody codes. Case filings and dispositions. Dispositions as a percentage of filings. Filings per 100,000 total population. |
| 155 | Table 10: | Reported Total State Trial Court Criminal Caseload, 2001. Jurisdiction, criminal unit of count, and point of filing codes. Case filings and dispositions. Dispositions as a percentage of filings. Filings per 100,000 adult population. |
| 162 | Table 11: | Reported Total State Trial Court Traffic/Other Violation Caseload, 2001. Jurisdiction, parking codes. Case filings and dispositions. Dispositions as a percentage of filings. Filings per 100,000 total population. |
| 168 | Table 12: | Reported Total State Trial Court Juvenile Caseload, 2001. Jurisdiction, point of filing codes. Case filings and dispositions. Dispositions as a percentage of filings. Filings per 100,000 juvenile population. |
| 172 | Table 13: | Mandatory Caseload in State Appellate Courts, 1992-2001. Case filings and dispositions, 1992-2001. |
| 182 | Table 14: | Discretionary Petitions in State Appellate Courts, 1992-2001. Case filings and dispositions, 1992-2001. |
| 190 | Table 15: | Felony Caseload in State Trial Courts of General Jurisdiction, 1992-2001. Case filings, 1992-2001. |
| 194 | Table 16: | Tort Caseload in State Trial Courts of General Jurisdiction, 1992-2001. Case filings, 1992-2001. |

| | |
|-----|---|
| 197 | Appendix 1. Methodology |
| 199 | Court Statistics Project: Goals and Organization |
| 199 | Evolution of the Court Statistics Project |
| 200 | Sources of Data |
| 201 | Data Collection Procedures |
| 202 | Ongoing Data Collection |
| 203 | Supplementary Data Collection |
| 204 | Completeness |
| 204 | Comparability |
| 205 | Footnotes |
| 206 | Variations in Reporting Periods |
| 206 | Final Note |
| 207 | Appendix 2. Sources of 2001 State Court Caseload Statistics |
| 213 | Appendix 3. Prototypes of State Appellate Court and Trial Court Statistical Spreadsheets |
| 225 | Appendix 4. State Populations |
| 227 | Resident Population, 2001 |
| 229 | Total State Population for Trend Tables, 1992-2001 |

Sate Court Structure Charts

Understanding the Court Structure Charts

The court structure charts summarize in one-page diagrams the key features of each state's court organization. The format meets two objectives: (1) it is comprehensive, indicating all court systems in the state and their interrelationship, and (2) it describes the jurisdiction of the court systems, using a standard set of terminology and symbols. The court structure charts employ the common terminology developed by the National Center for State Courts' Court Statistics Project for reporting caseload statistics.

The first chart is a prototype. It represents a state court organization in which there is one of each of the four court system levels recognized by the Court Statistics Project: courts of last resort, intermediate appellate courts, general jurisdiction trial courts, and limited jurisdiction trial courts. Routes of appeal from one court to another are indicated by lines, with an arrow showing which court receives the appeal or petition.

The charts also provide basic descriptive information, such as the number of authorized justices, judges, and magistrates (or other judicial officers). Each court system's subject matter jurisdiction is indicated using the Court Statistics Project case types. Information is also provided on the use of districts, circuits, or divisions in organizing the courts within the system and the number of courts.

The case types, which define a court system's subject matter jurisdiction, require the most explanation.

Appellate Courts

The rectangle representing each appellate court contains information on the number of authorized justices; the number of geographic divisions, if any; whether court decisions are made en banc, in panels, or both; and the Court Statistics Project case types that are heard by the court. The case types are shown separately for mandatory and discretionary cases. The case types themselves are defined in other Court Statistics Project publications, especially *1984 State Appellate Court Jurisdiction Guide for Statistical Reporting* and *State Court Model Statistical Dictionary, 1989*.

An appellate court can have both mandatory and discretionary jurisdiction over the same Court Statistics Project case type. This arises, in part, because the Court Statistics Project case types are defined broadly to be applicable to every state's courts. There are, for example, only two appellate Court Statistics Project case types for criminal appeals: capital and noncapital. A court may have mandatory jurisdiction over felony cases, but discretionary jurisdiction over

misdemeanors. The list of case types would include “criminal” for both mandatory and discretionary jurisdiction. The duplication of a case type under both headings can also occur if appeals from one lower court for that case type are mandatory while appeals from another lower court are discretionary. Also, statutory provisions or court rules in some states automatically convert a mandatory appeal into a discretionary petition—for example, when an appeal is not filed within a specified time limit. A more comprehensive description of each appellate court’s subject matter jurisdiction can be found in the *1984 State Appellate Court Jurisdiction Guide for Statistical Reporting*.

Trial Courts

The rectangle representing each trial court also lists the applicable Court Statistics Project case types. These include civil, criminal, traffic/other violation, and juvenile. If a case type is simply listed, the court system shares jurisdiction over it with other courts. The presence of exclusive jurisdiction is always explicitly stated.

The absence of a case type from a list means that the court does not have that subject matter jurisdiction. The dollar amount jurisdiction is shown when there is an upper or a lower limit to the cases that can be filed in a court. A dollar limit is not listed if a court does not have a minimum or maximum dollar amount jurisdiction for general civil cases. In criminal cases, jurisdiction is distinguished between “felony,” which means the court can try a felony case to verdict and sentencing, and “preliminary hearings,” which applies to those limited jurisdiction courts that can conduct preliminary hearings that bind a defendant over for trial in a higher court.

Trial courts can have what is termed incidental appellate jurisdiction. The presence of such jurisdiction over the decisions of other courts is noted in the list of case types as either “civil appeals,” “criminal appeals,” or “administrative agency appeals.” A trial court that hears appeals directly from an administrative agency has an “A” in the upper-right corner of the rectangle.

For each trial court, the chart states the authorized number of judges and whether the court can impanel a jury. The rectangle representing the court also indicates the number of districts, divisions, or circuits into which the court system is divided. These subdivisions are stated using the court system’s own terminology. The descriptions, therefore, are not standardized across states or court systems.

Some trial courts are totally funded from local sources; others receive some form of state funds. Locally funded court systems are drawn

with broken lines. A solid line indicates that some or all of the funding is derived from state funds.

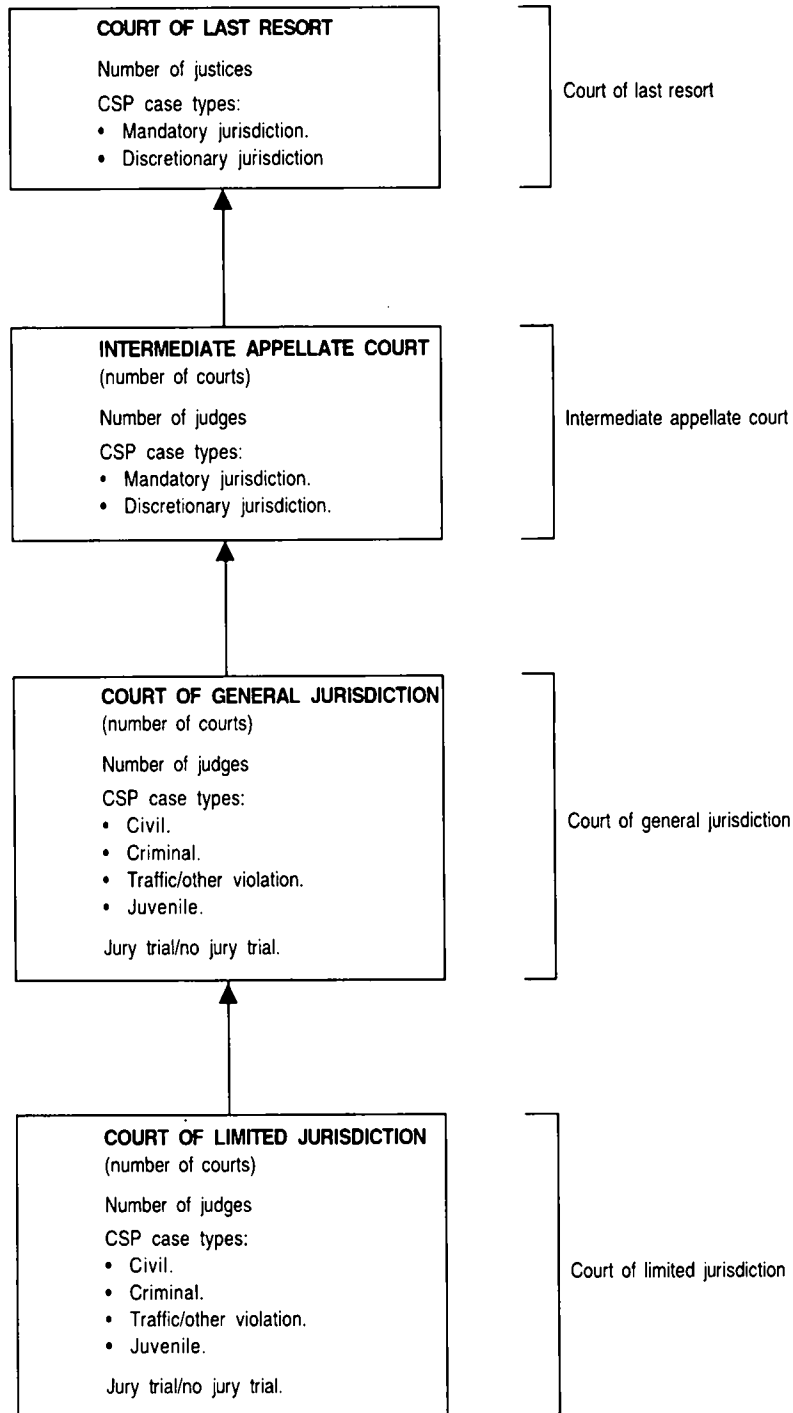
Symbols and Abbreviations

An “A” in the upper-right corner of a rectangle, representing either an appellate court or a trial court, indicates that the court receives appeals directly from the decision of an administrative agency. If “administrative agency appeals” is listed as a case type, the court hears appeals from decisions of another court on an administrative agency’s actions. It is possible for a court to have both an “A” designation and to have “administrative agency appeals” listed as a case type. Such a court hears appeals directly from an administrative agency (“A”) and has appellate jurisdiction over the decision of a lower court that has already reviewed the decision of the administrative agency.

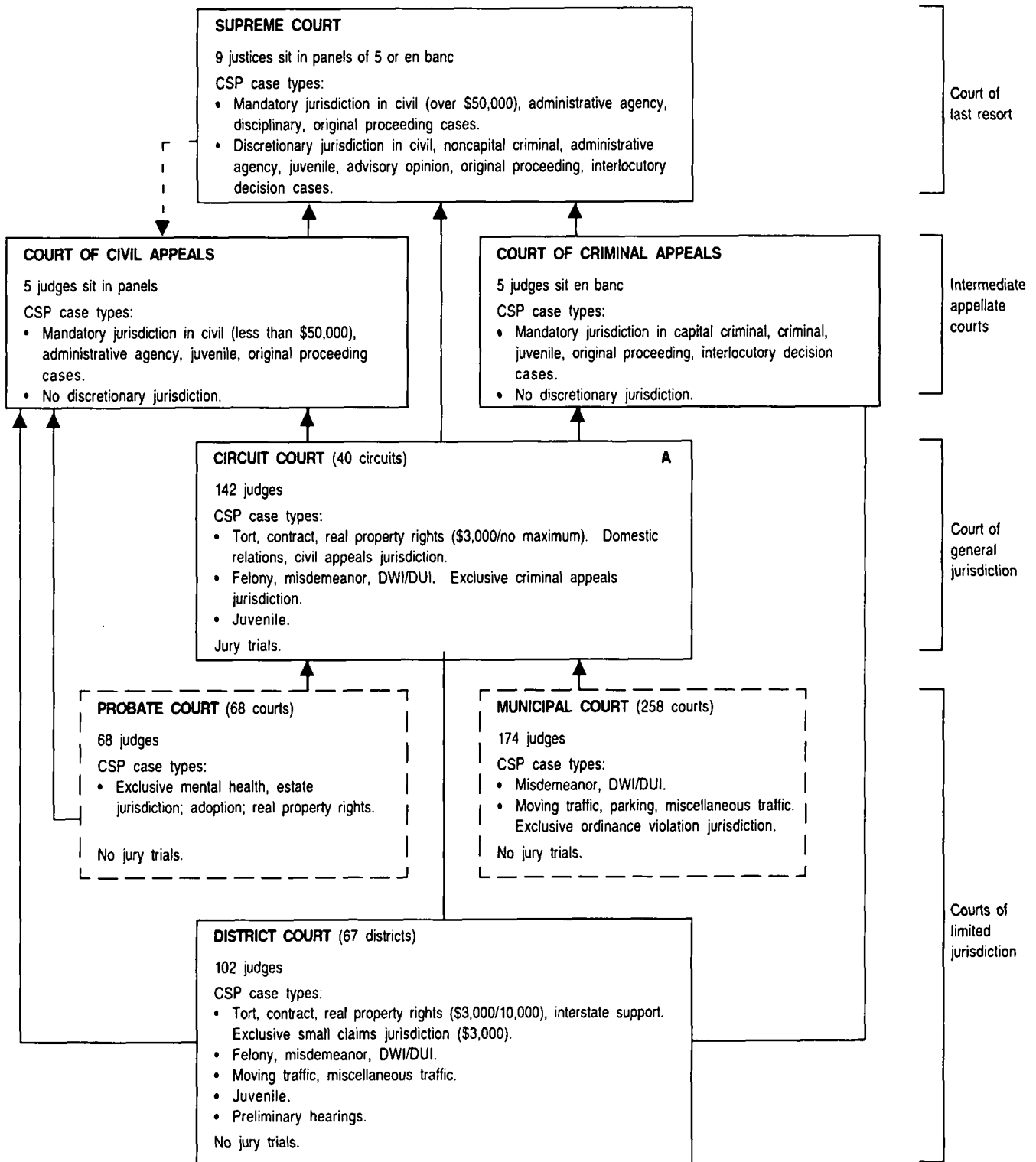
The number of justices or judges is sometimes stated as “FTE.” This represents “full-time equivalent” authorized judicial positions. “DWI/DUI” stands for “driving while intoxicated/driving under the influence.” The “SC” abbreviation stands for “small claims.” The dollar amount jurisdiction for civil cases is indicated in parentheses with a dollar sign. Where the small claims dollar amount jurisdiction is different, it is noted.

The court structure charts are convenient summaries. They do not substitute for the detailed descriptive material contained in the tables of *State Court Organization, 1998*. Moreover, they are based on the Court Statistics Project’s terminology and categories. This means that a state may have established courts that are not included in these charts. Some states have courts of special jurisdiction to receive complaints on matters that are more typically directed to administrative boards and agencies. Since these courts adjudicate matters that do not fall within the Court Statistics Project case types, they are not included in the charts. The existence of such courts, however, is recognized in a footnote to the state’s court structure chart.

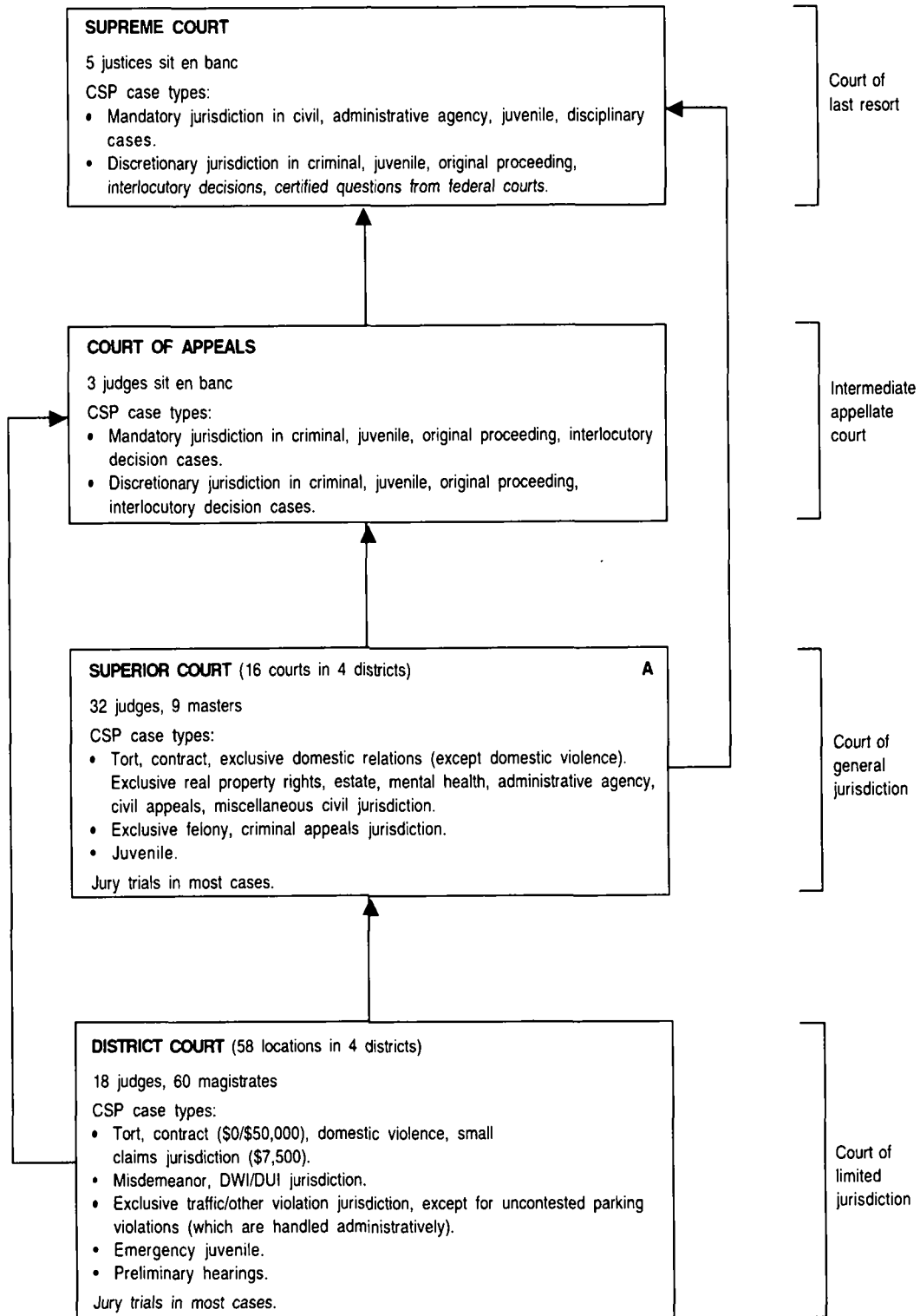
STATE COURT STRUCTURE PROTOTYPE, 2001



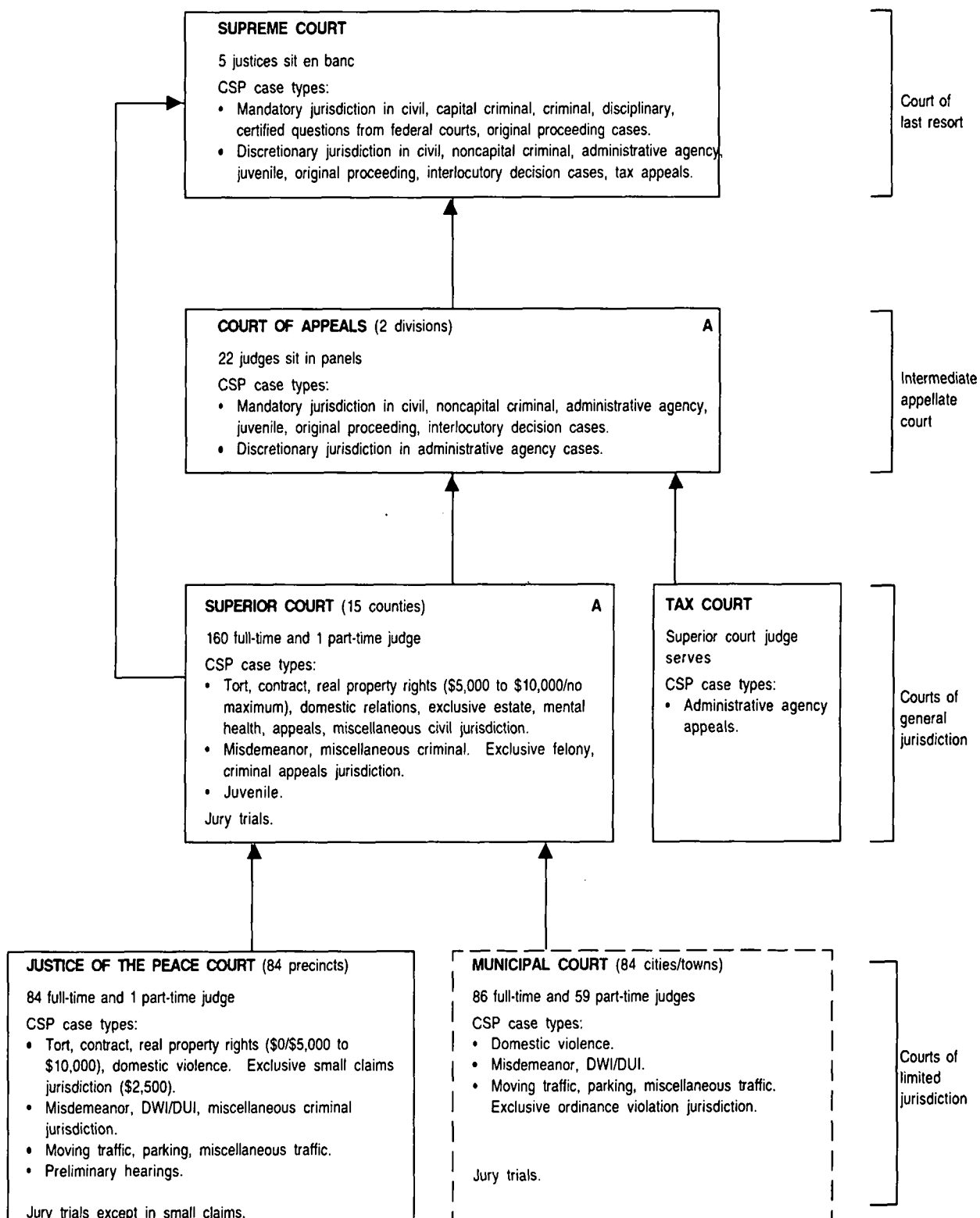
ALABAMA COURT STRUCTURE, 2001



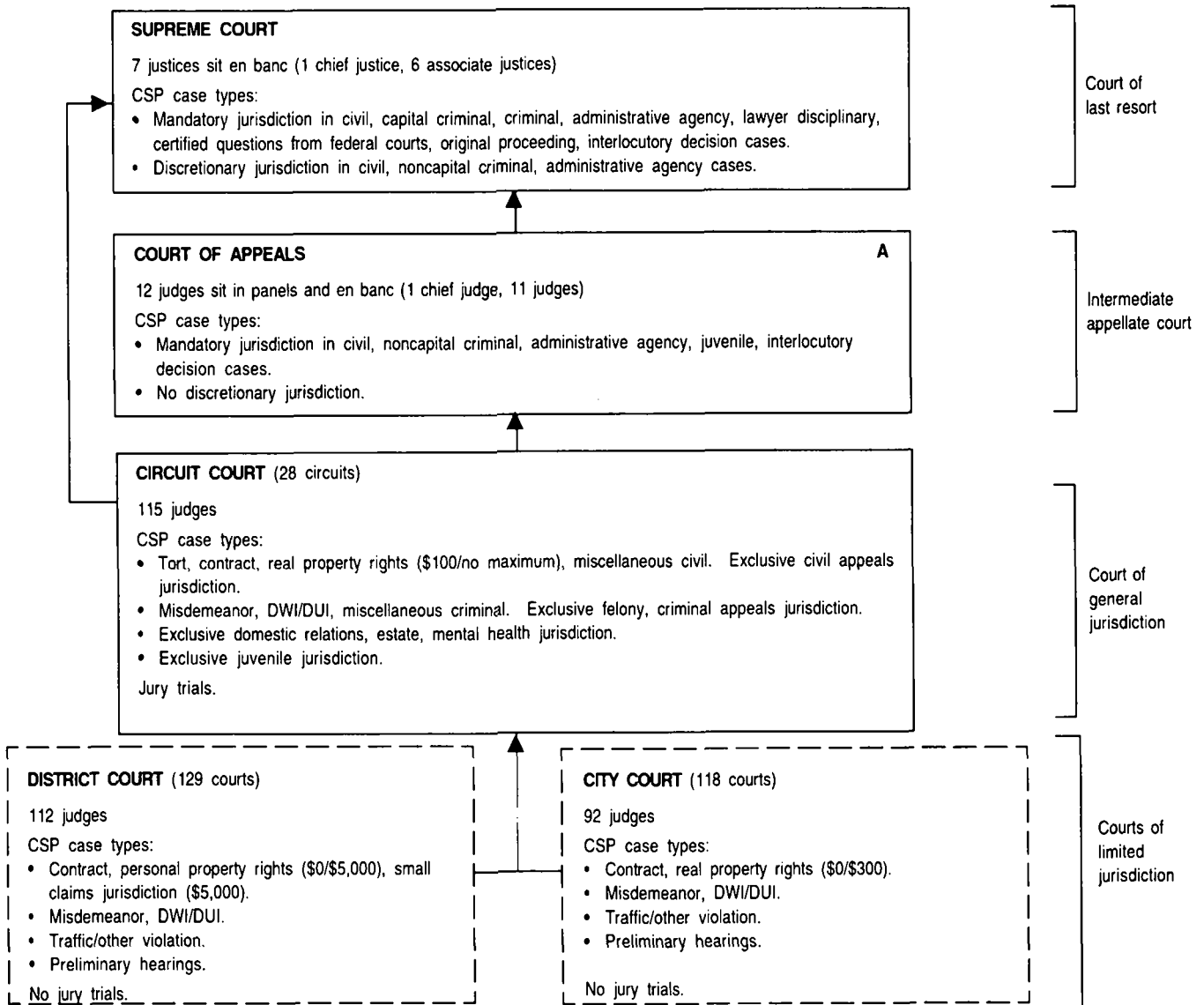
ALASKA COURT STRUCTURE, 2001



ARIZONA COURT STRUCTURE, 2001

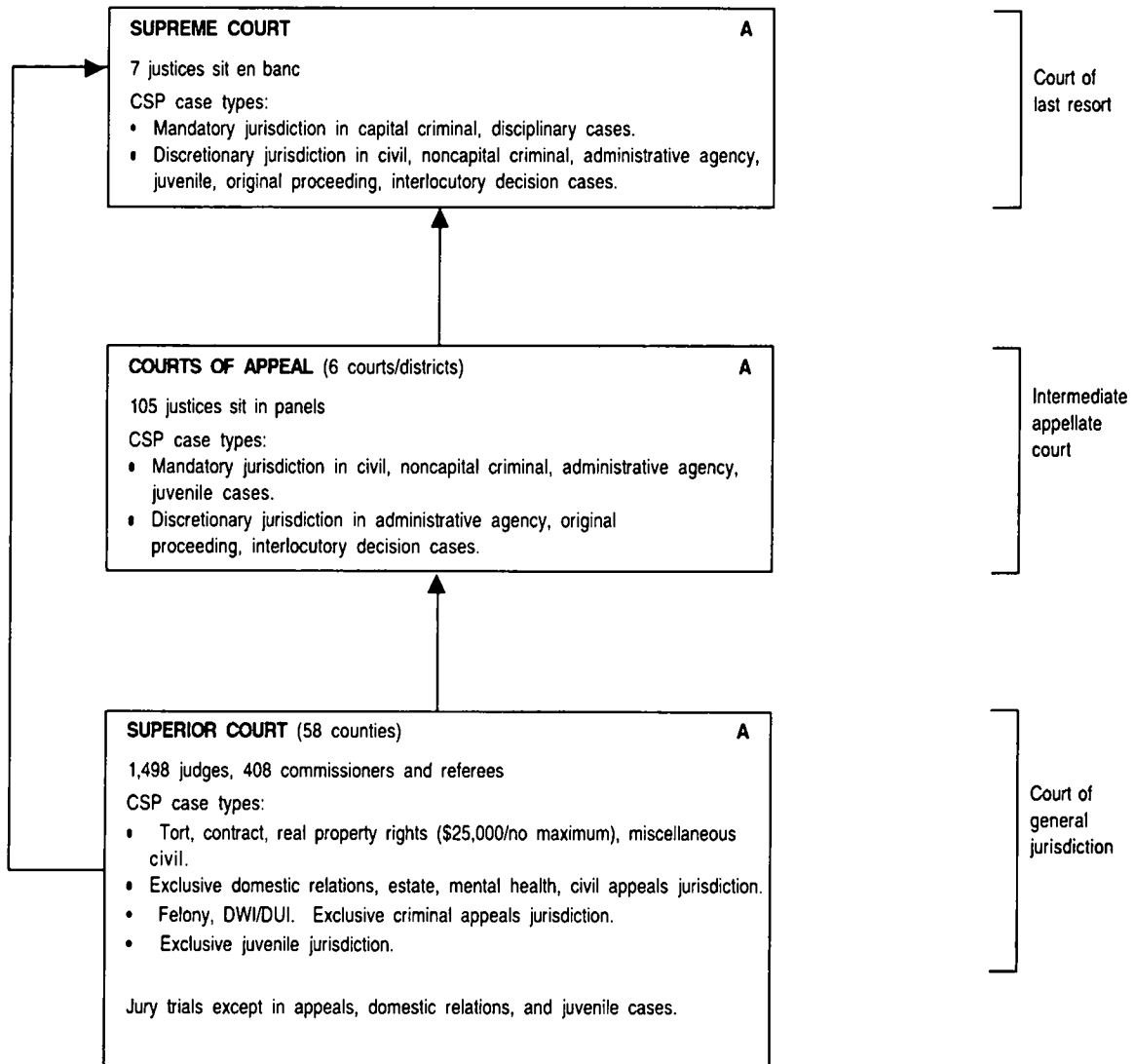


ARKANSAS COURT STRUCTURE, 2001



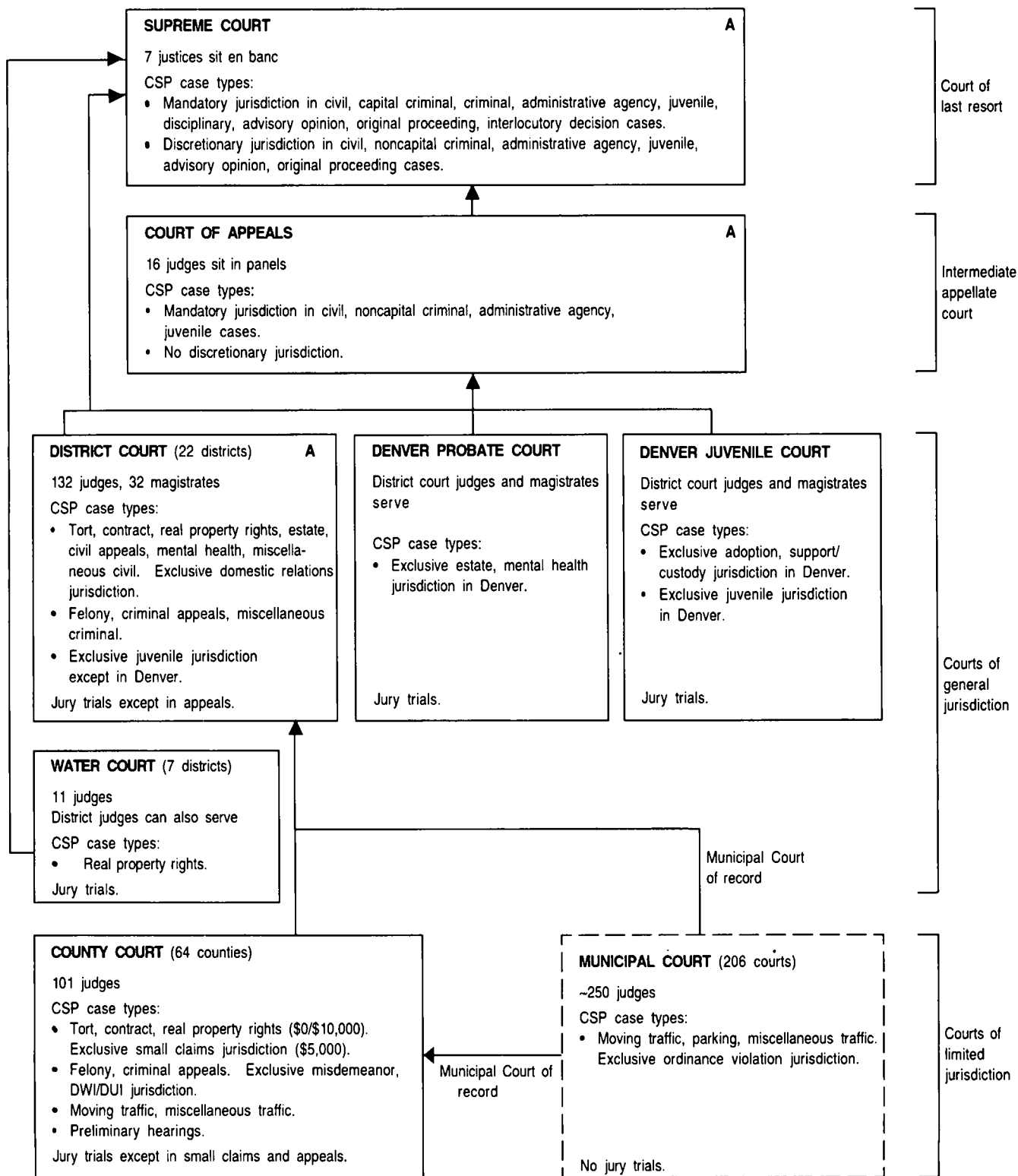
Note: In 2001, Arkansas combined the Chancery and Probate Court with the Circuit Court and reduced the number of limited jurisdiction courts from six to two by combining the County, Police, Common Pleas, and Justice of the Peace Courts into the Municipal Court which was renamed and is now the District Court.

CALIFORNIA COURT STRUCTURE, 2001

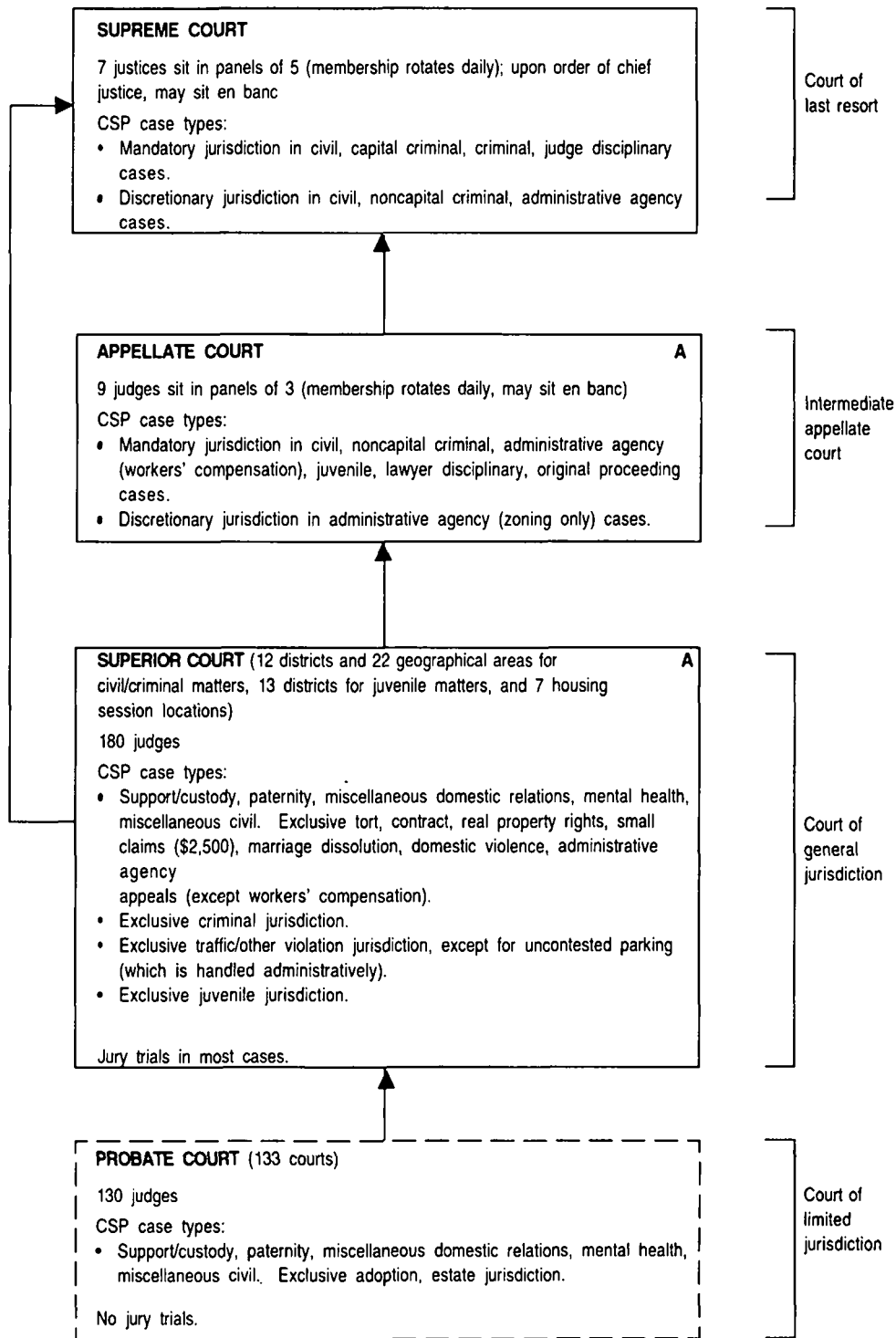


Note: All trial courts were unified as of 7/1/00.

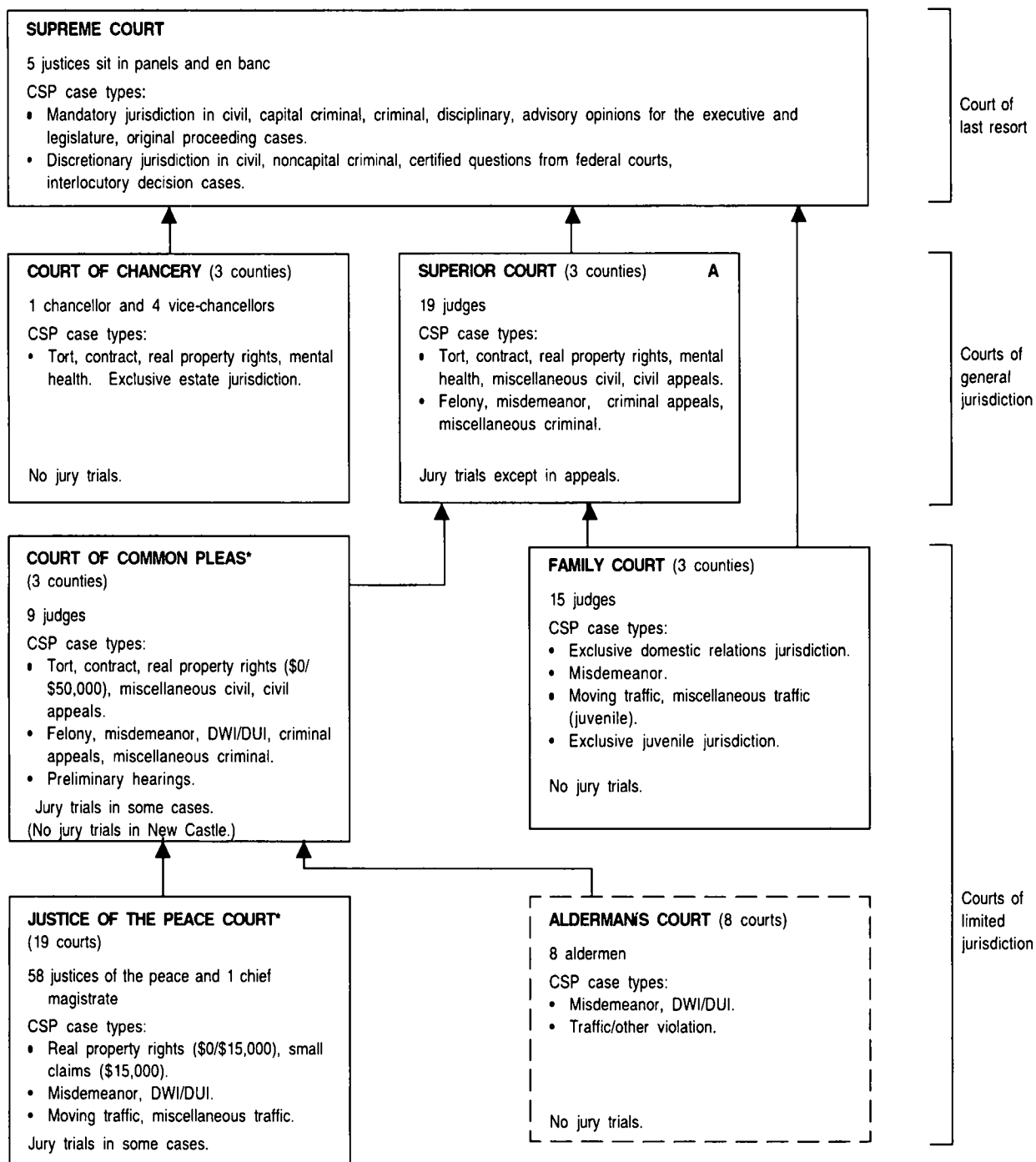
COLORADO COURT STRUCTURE, 2001



CONNECTICUT COURT STRUCTURE, 2001

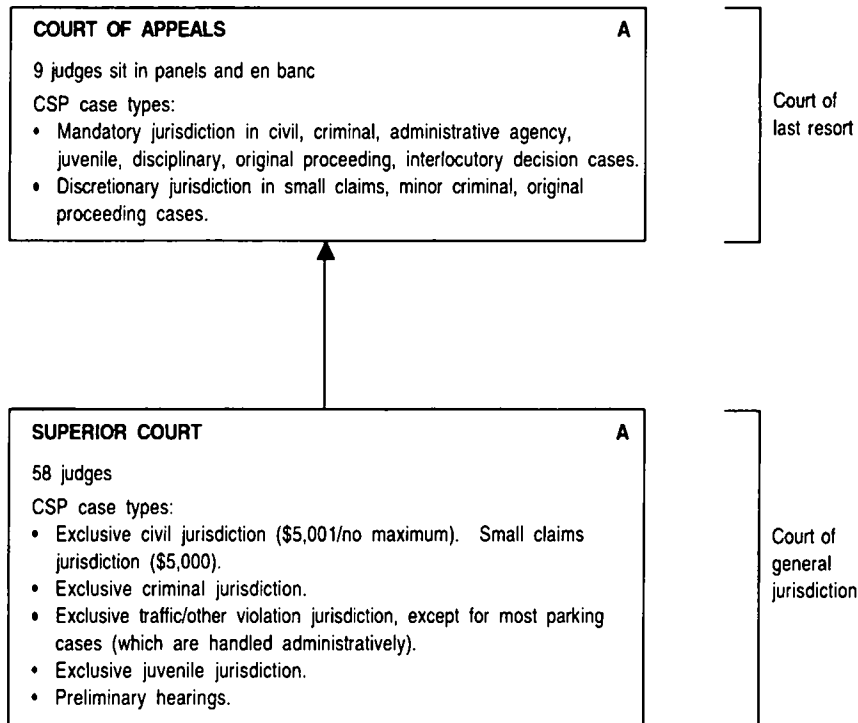


DELAWARE COURT STRUCTURE, 2001

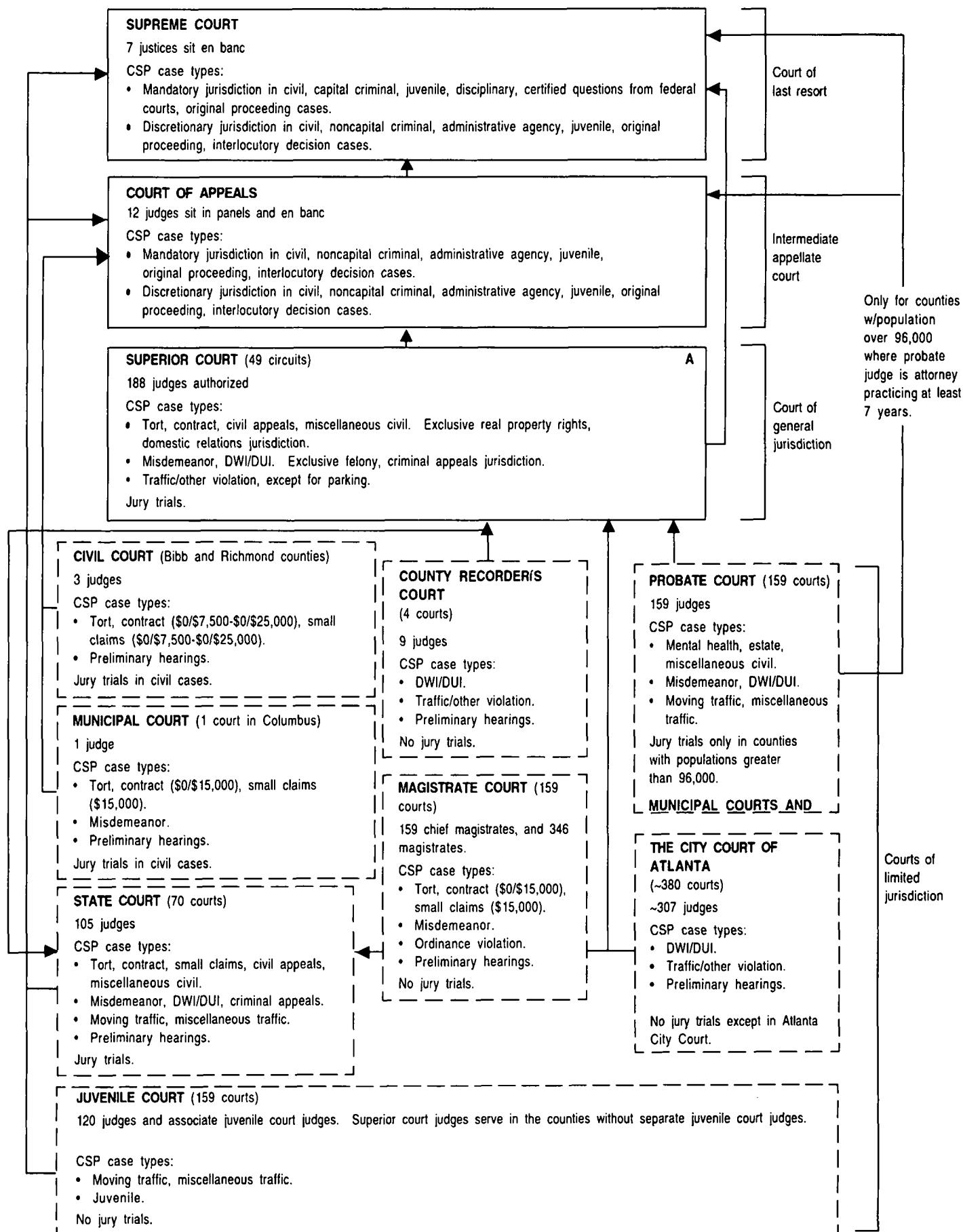


* The Municipal Court of Wilmington was eliminated effective May 1, 1998, and a new Justice of the Peace Court was created in Wilmington.

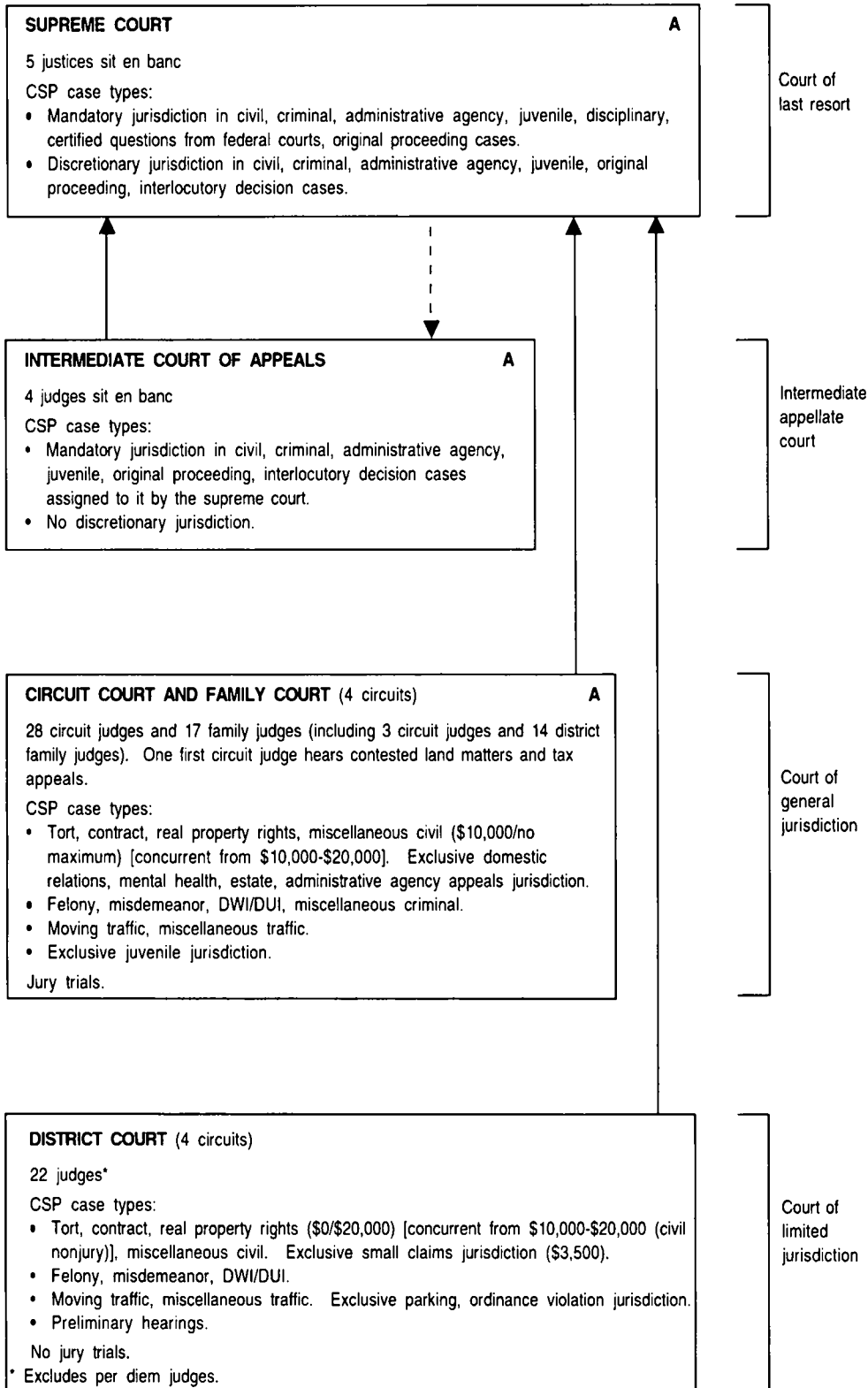
DISTRICT OF COLUMBIA COURT STRUCTURE, 2001



GEORGIA COURT STRUCTURE, 2001

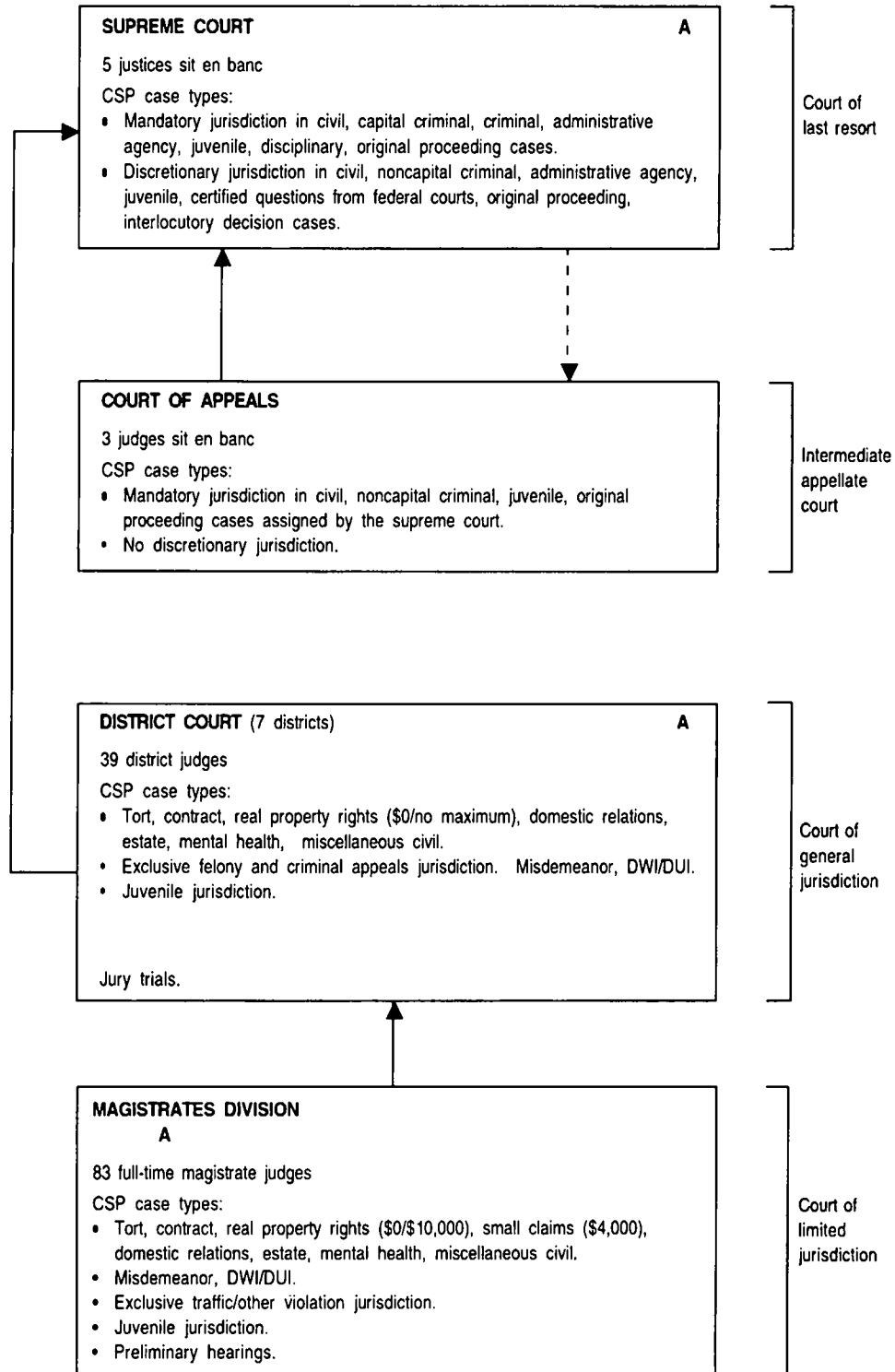


HAWAII COURT STRUCTURE, 2001



— — Indicates assignment of cases.

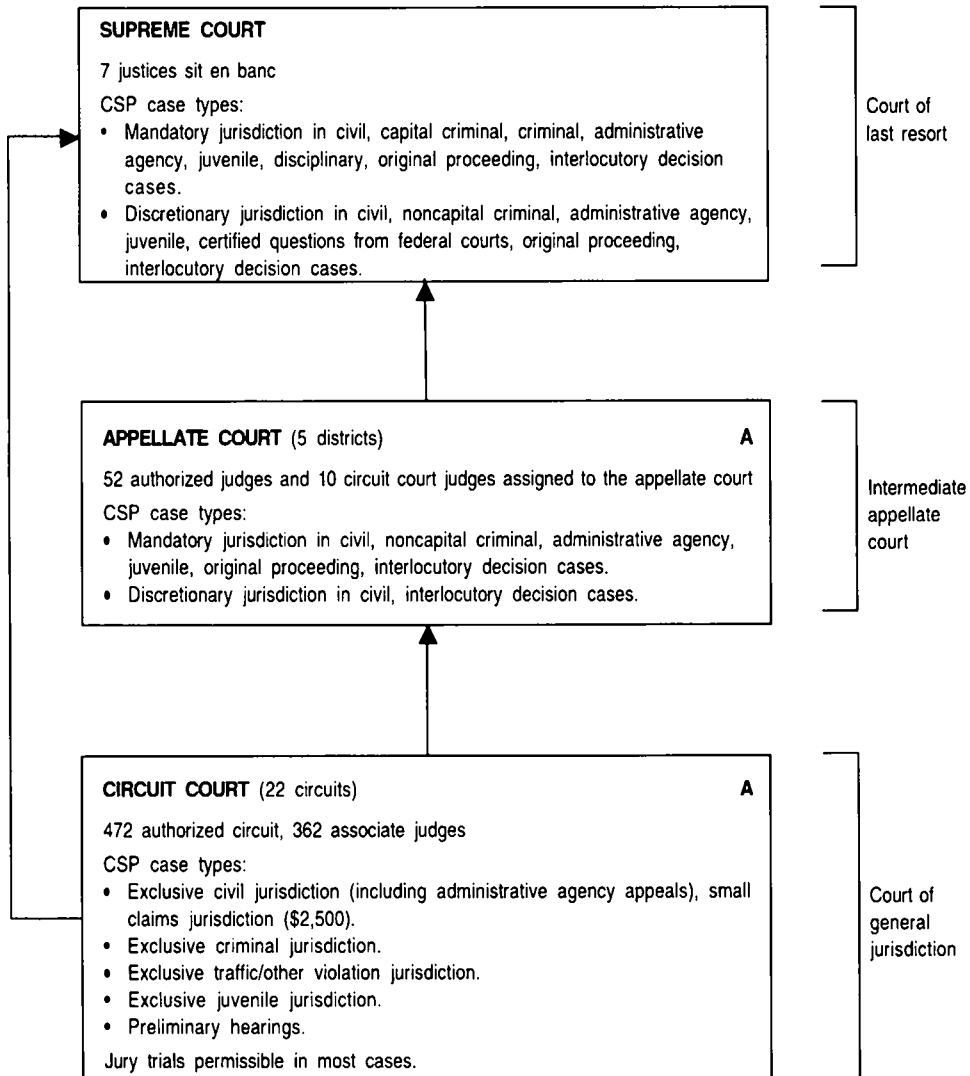
IDAHO COURT STRUCTURE, 2001



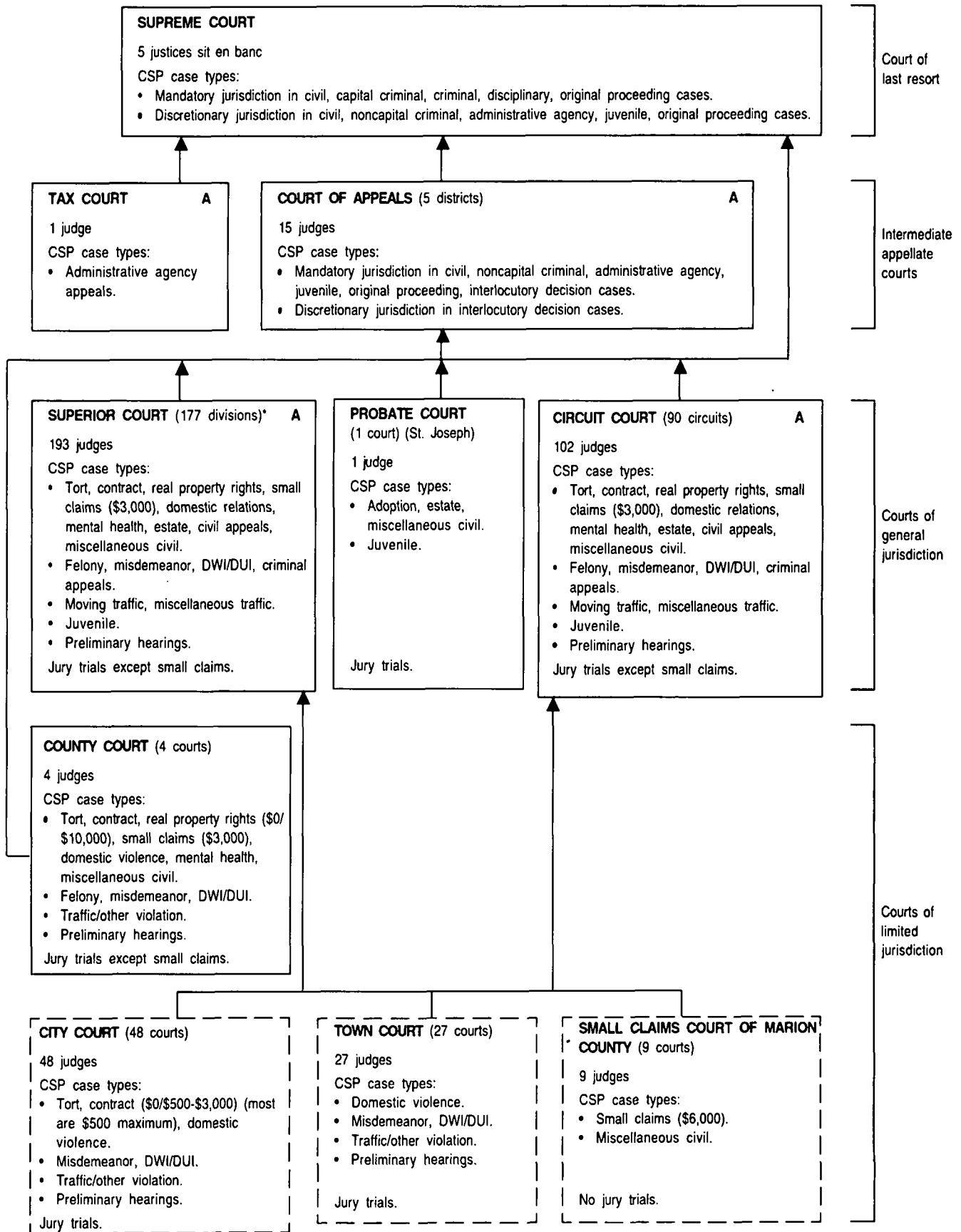
— — Indicates assignment of cases.

Note: The Magistrates Division of the District Court functions as a limited jurisdiction court.

ILLINOIS COURT STRUCTURE, 2001

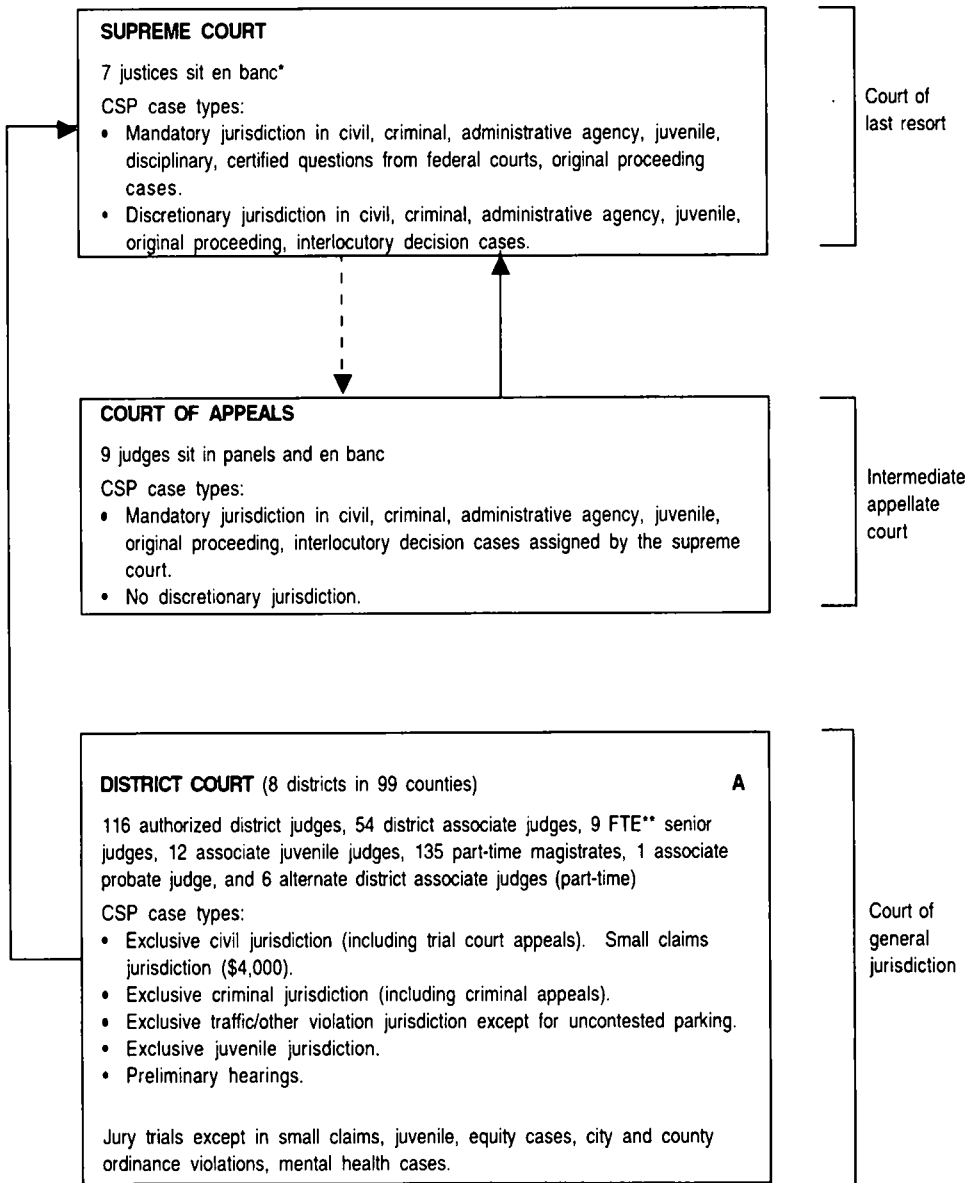


INDIANA COURT STRUCTURE, 2001



* Effective January 1, 1996, all Municipal Courts became Superior Courts.

IOWA COURT STRUCTURE, 2001

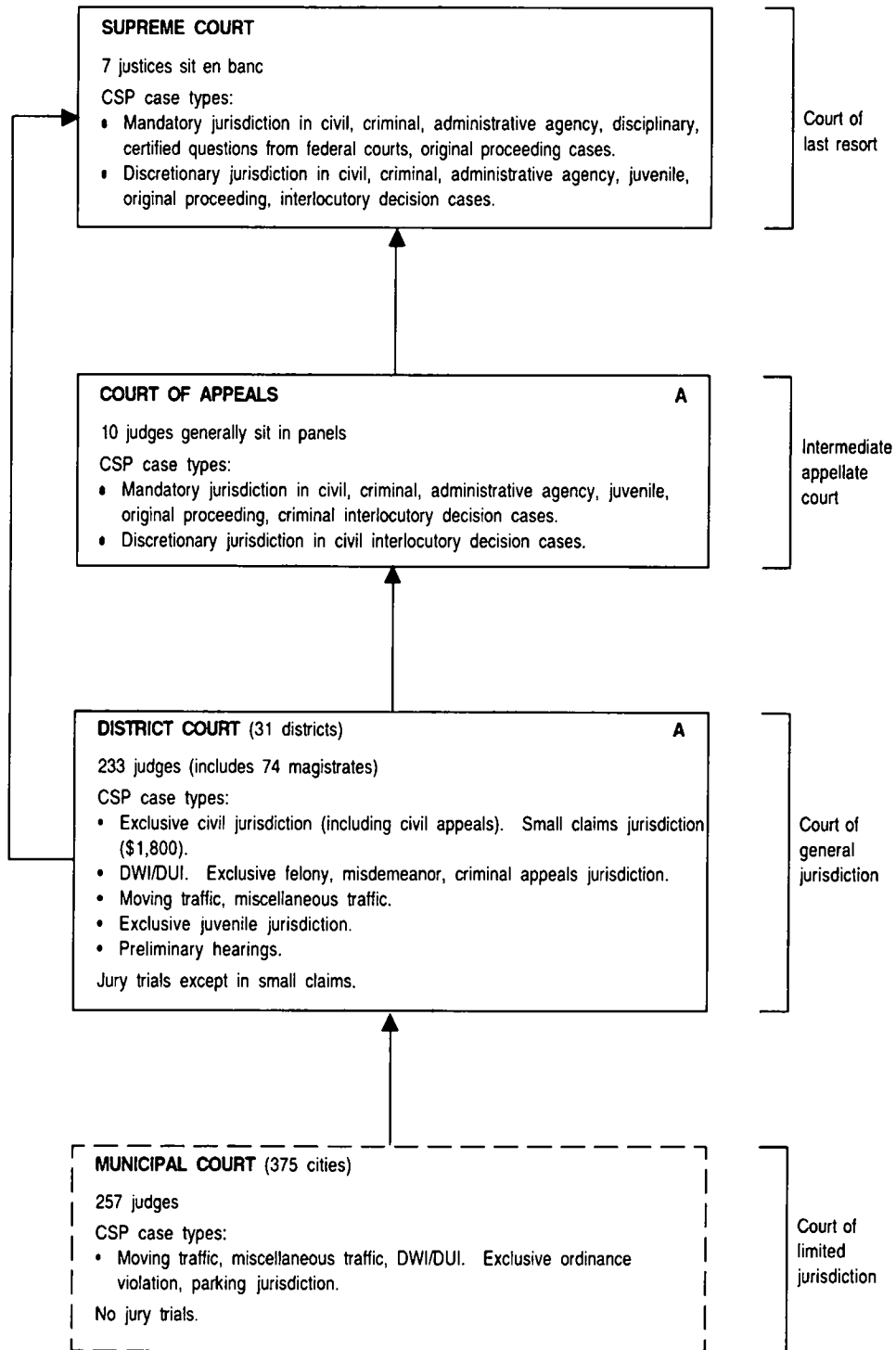


* As of January, 2000 the court no longer sits in panels; it decides en banc.

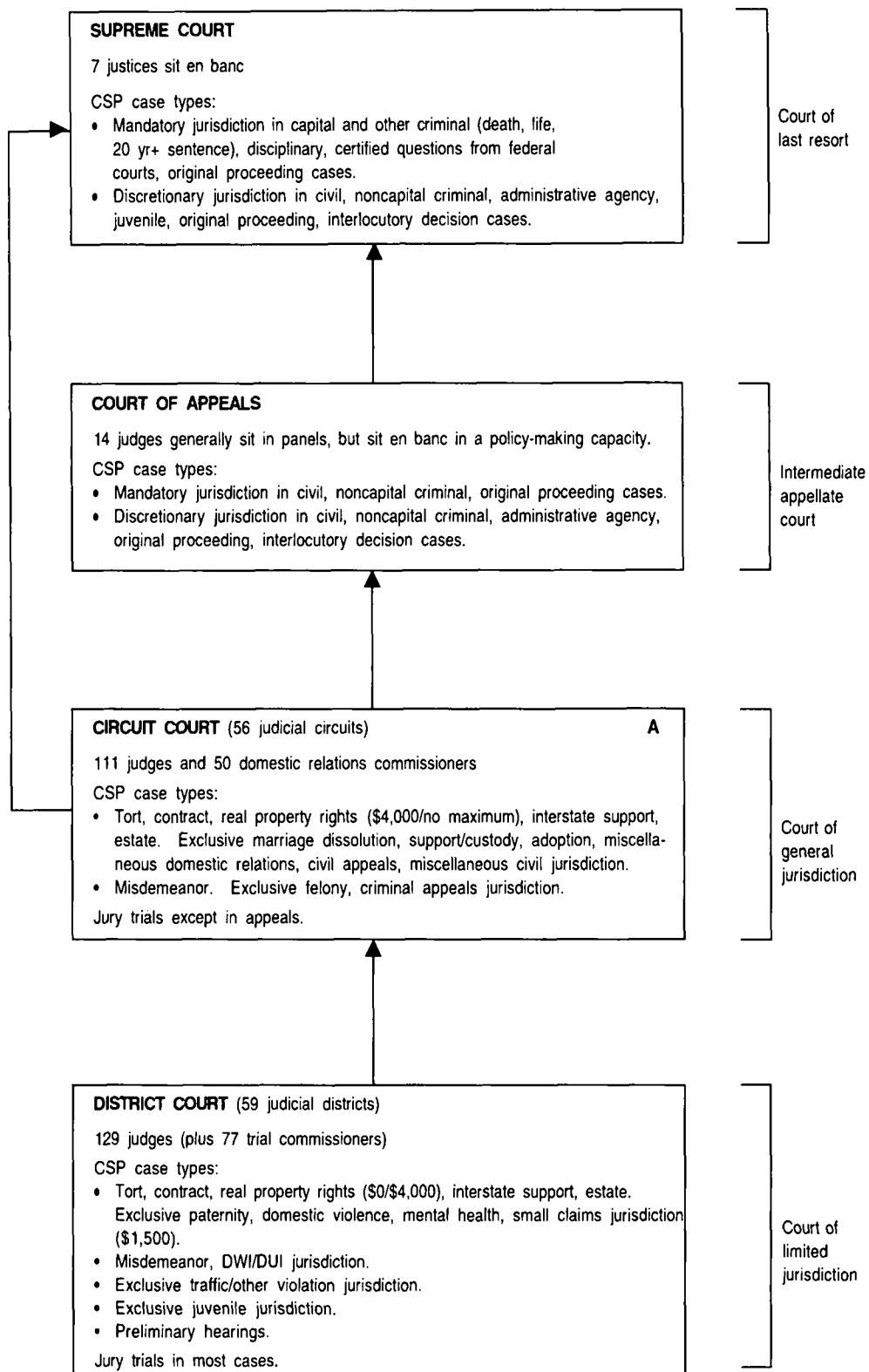
** Includes 37 senior judges who work 1/4 time. (No more than 13 weeks/year).

-- Indicates assignment of cases.

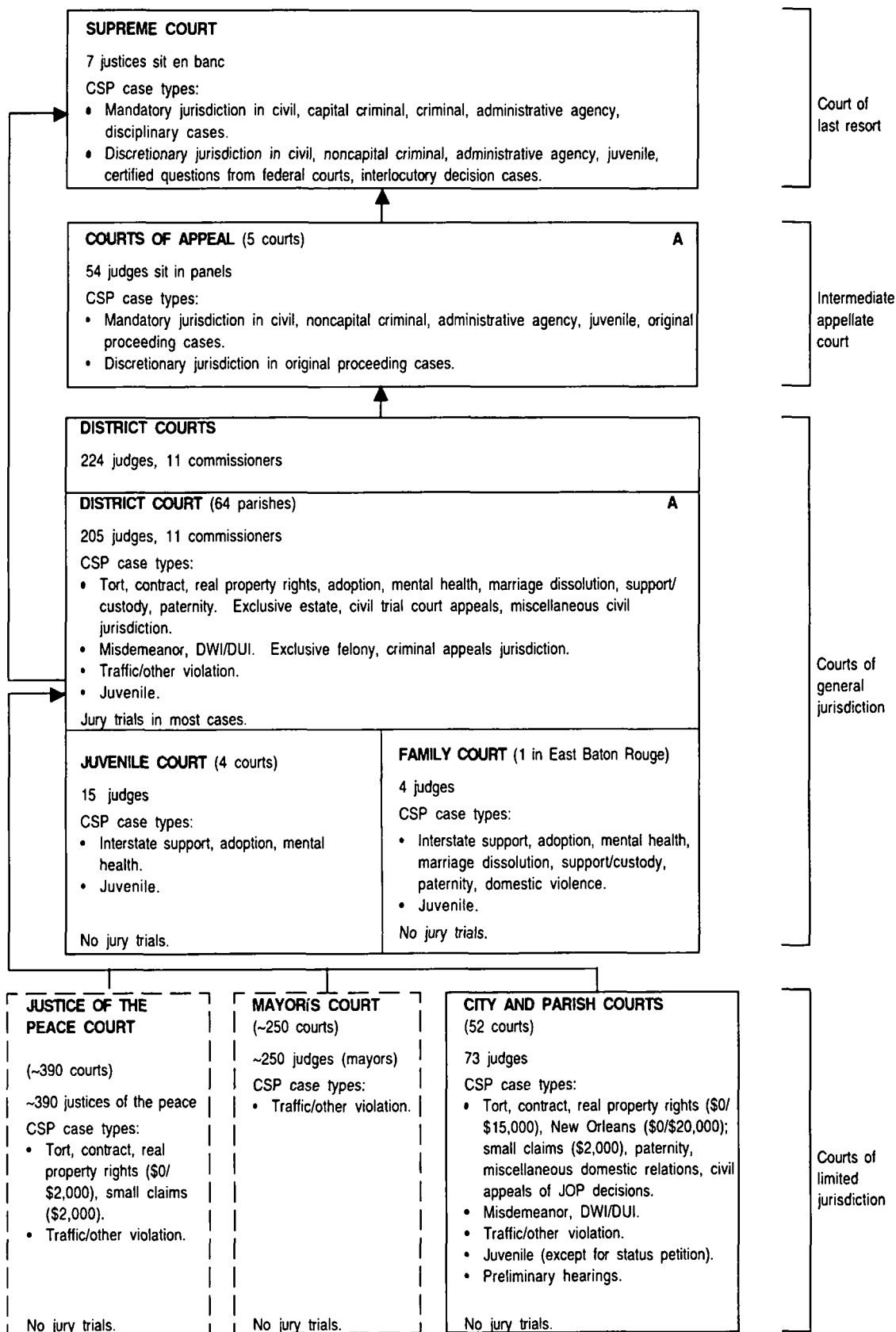
KANSAS COURT STRUCTURE, 2001



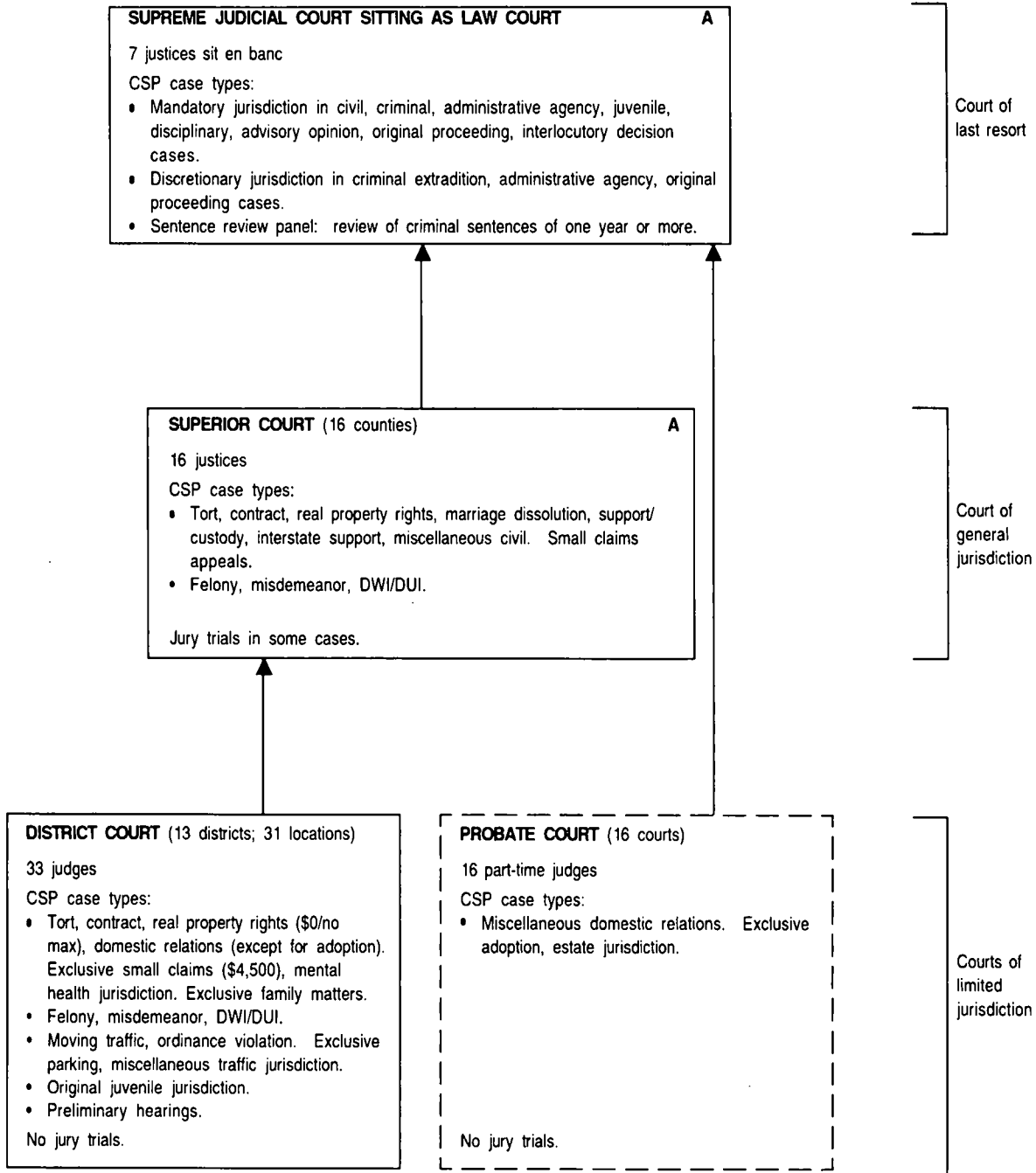
KENTUCKY COURT STRUCTURE, 2001



LOUISIANA COURT STRUCTURE, 2001

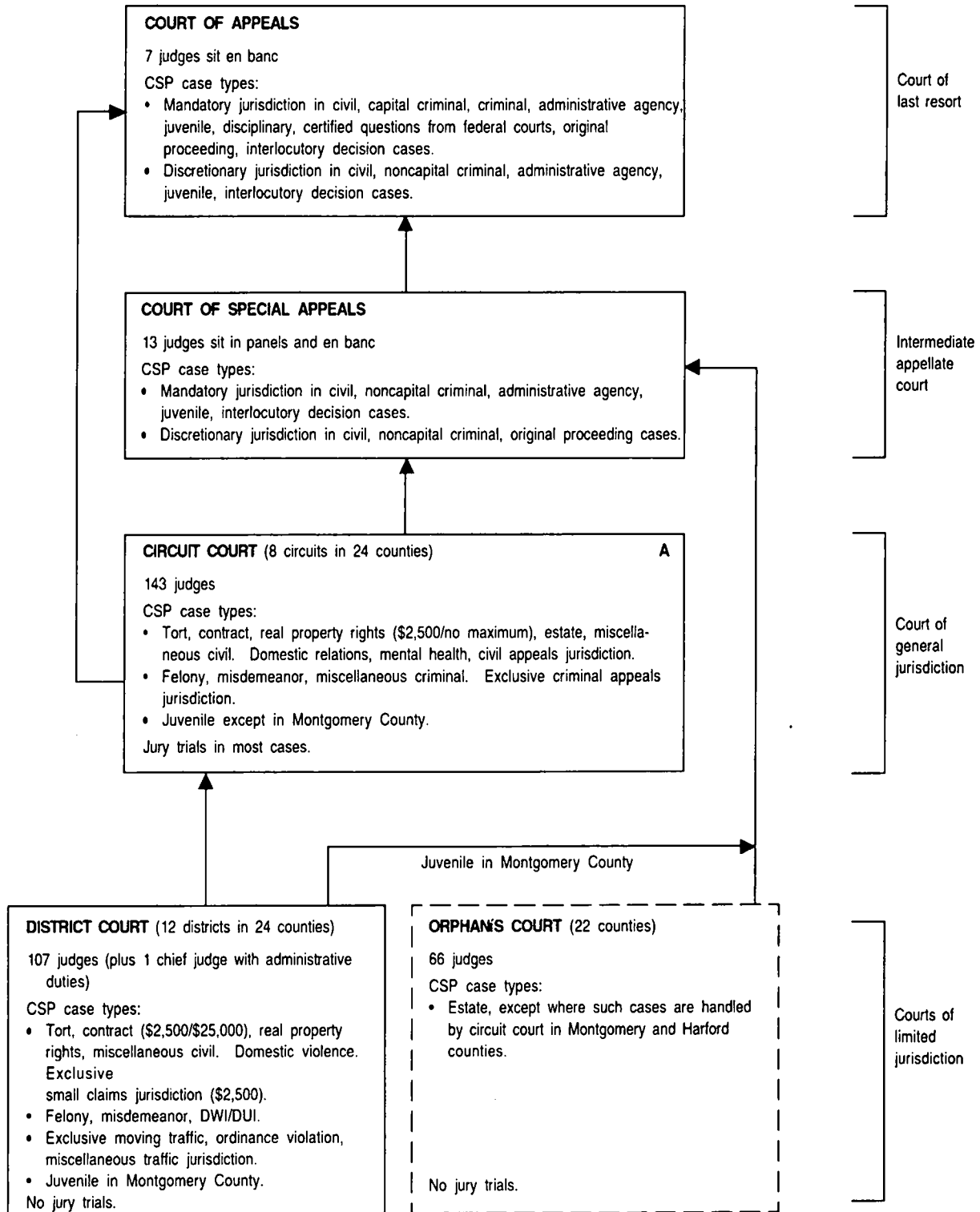


MAINE COURT STRUCTURE, 2001

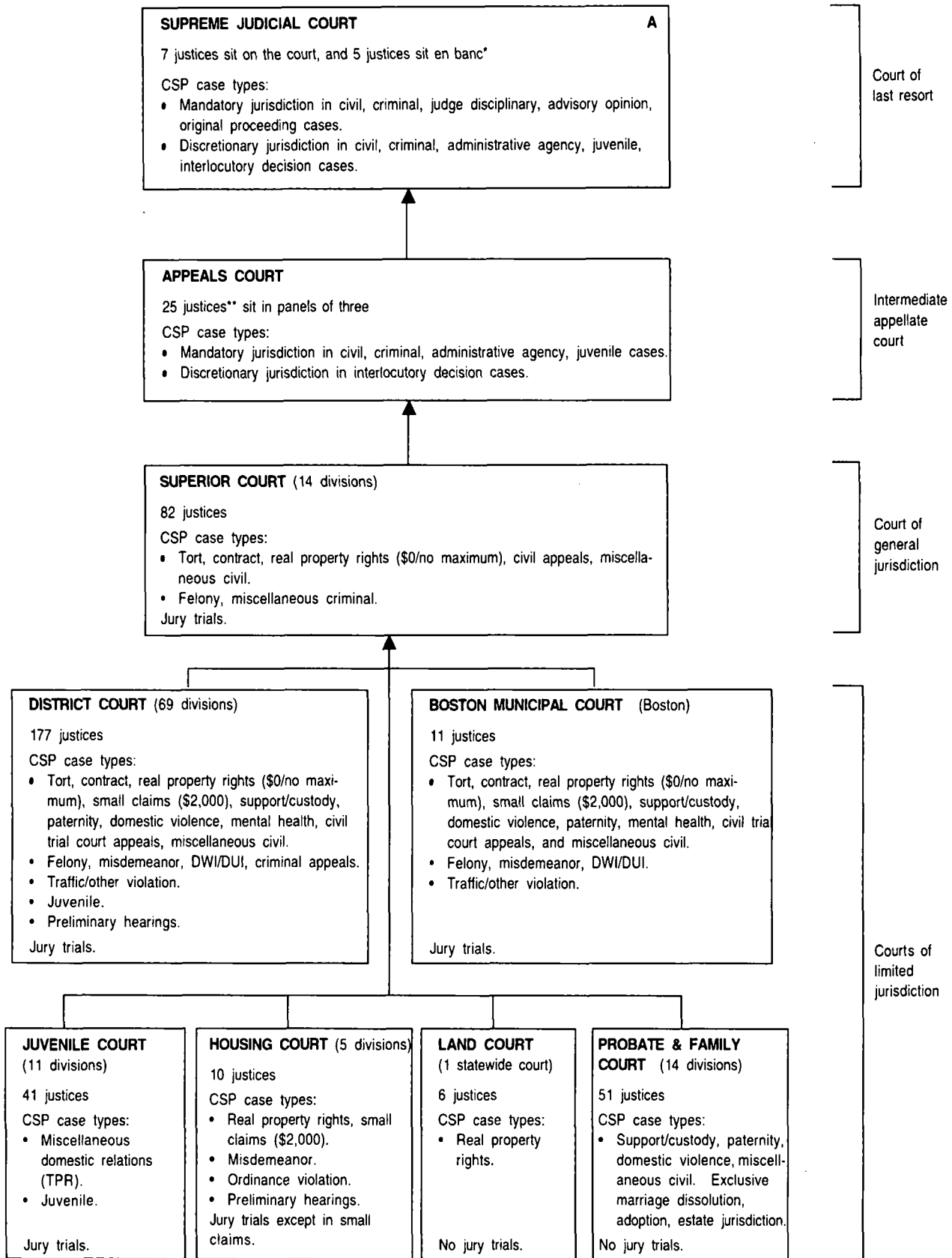


*The Administrative Court was eliminated effective March 15, 2001, with the caseload absorbed by District Court.

MARYLAND COURT STRUCTURE, 2001

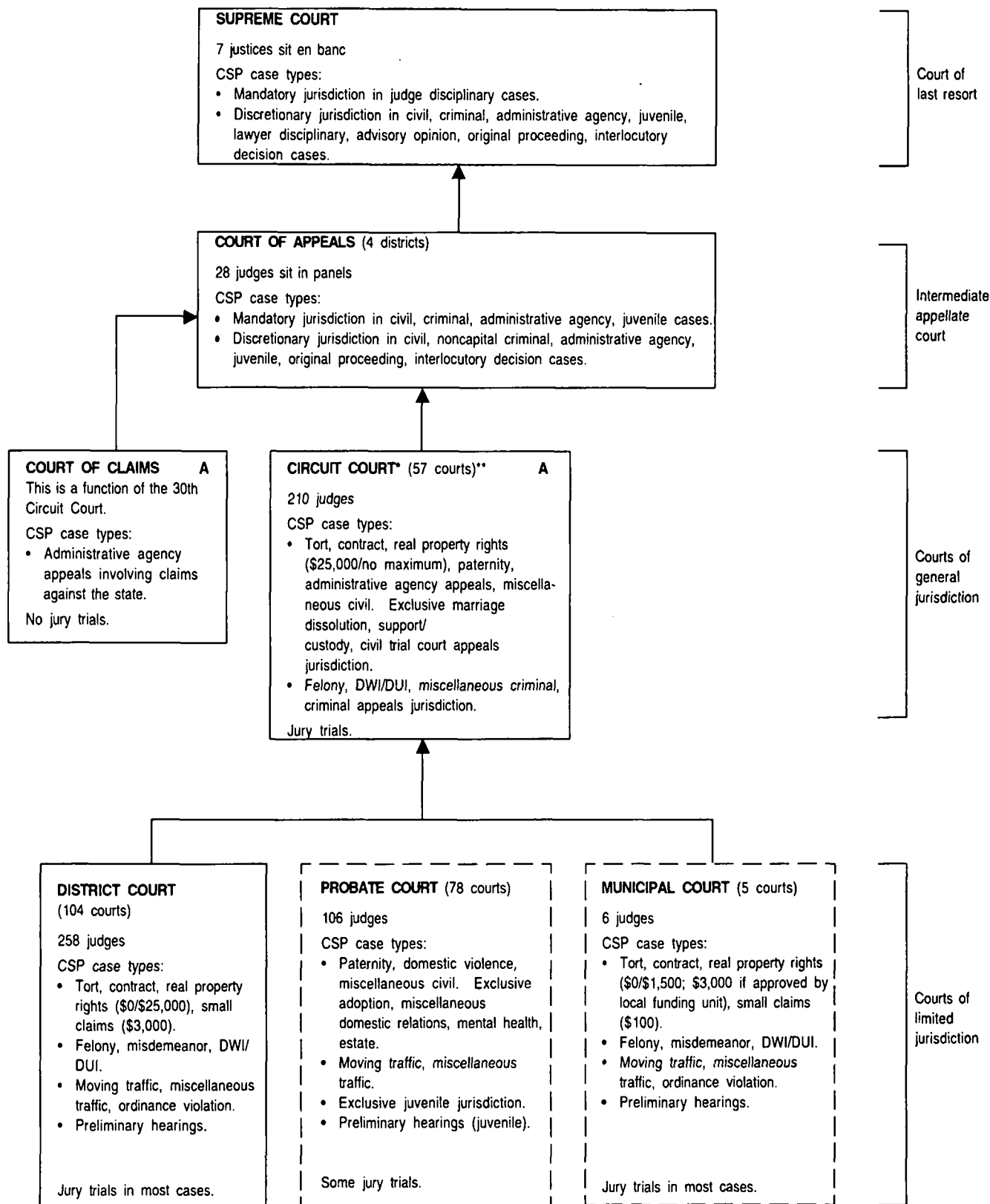


MASSACHUSETTS COURT STRUCTURE, 2001



* The justices also sit individually in the "single justice" side of the court, on a rotating basis.

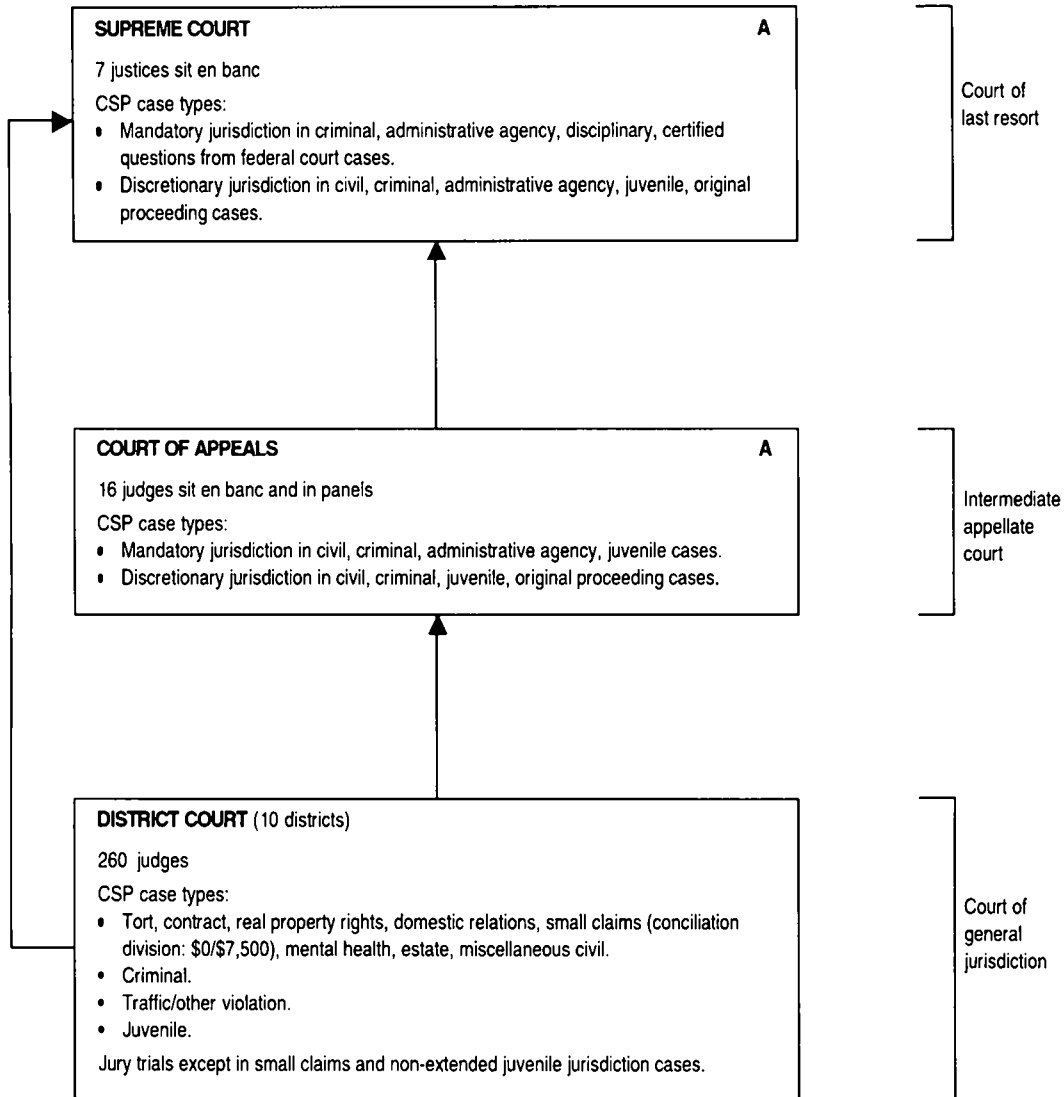
MICHIGAN COURT STRUCTURE, 2001



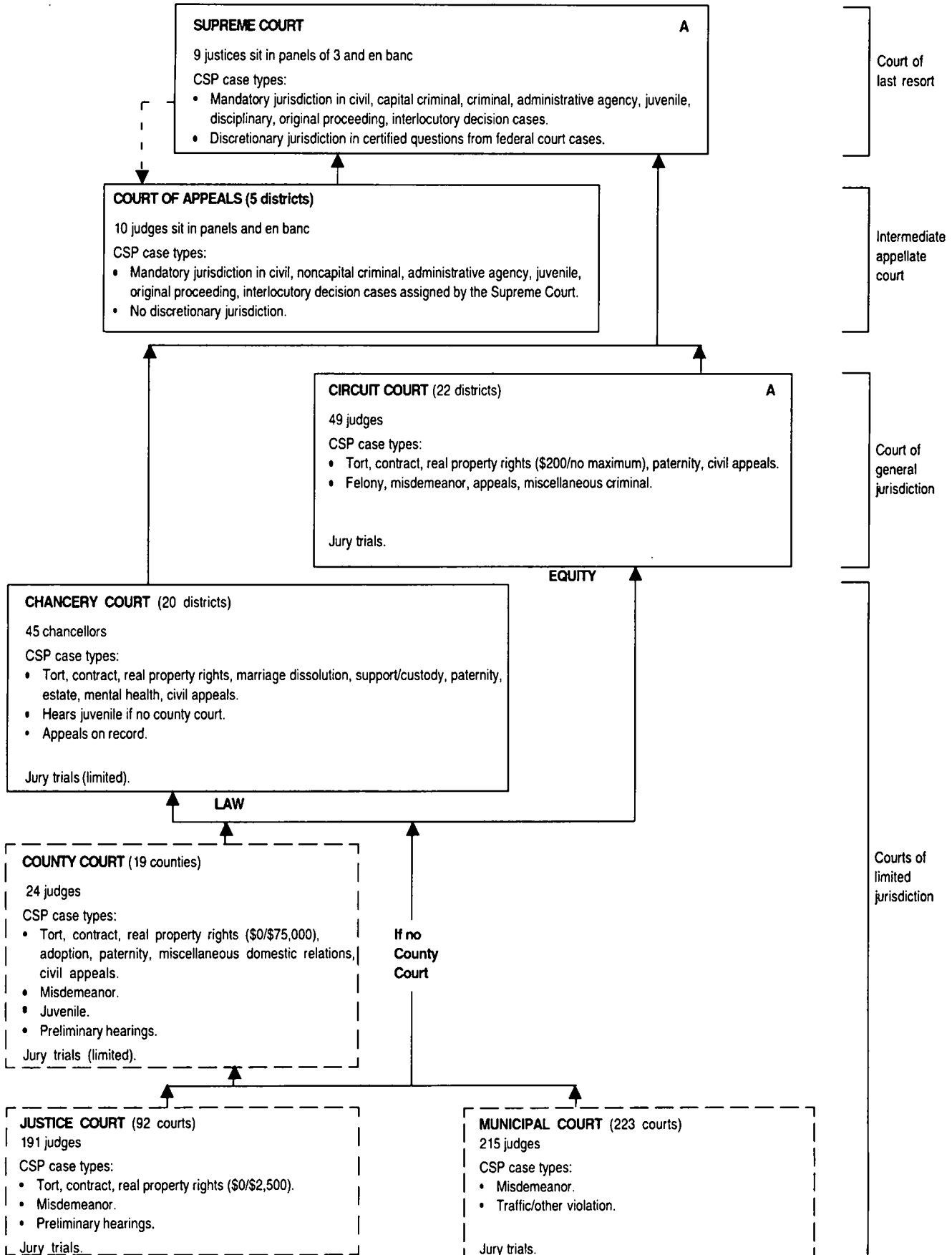
* The Recorder's Court of Detroit merged with the Circuit Court effective October 1, 1997.

** A Family Division of Circuit Court became operational on January 1, 1998.

MINNESOTA COURT STRUCTURE, 2001

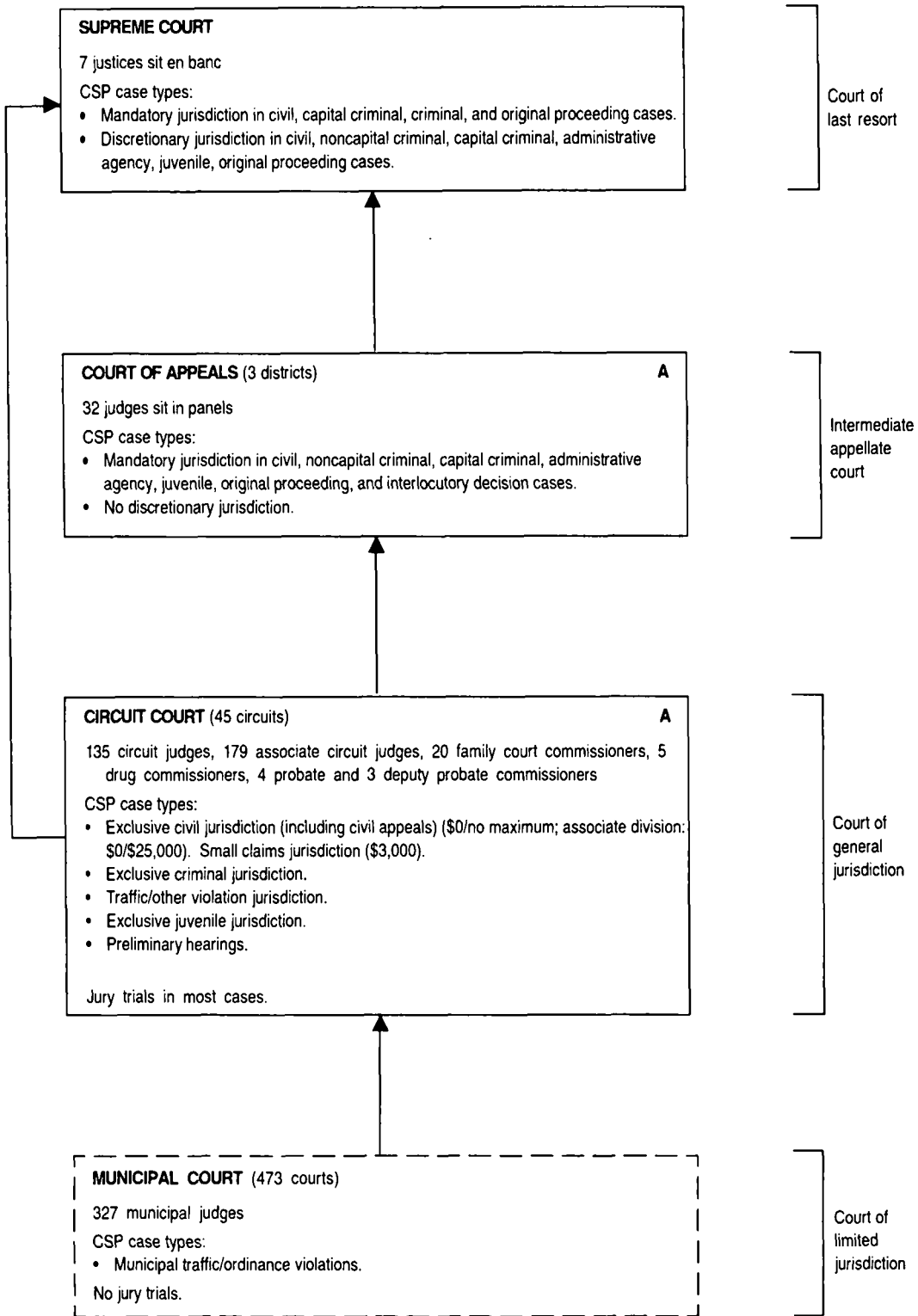


MISSISSIPPI COURT STRUCTURE, 2001

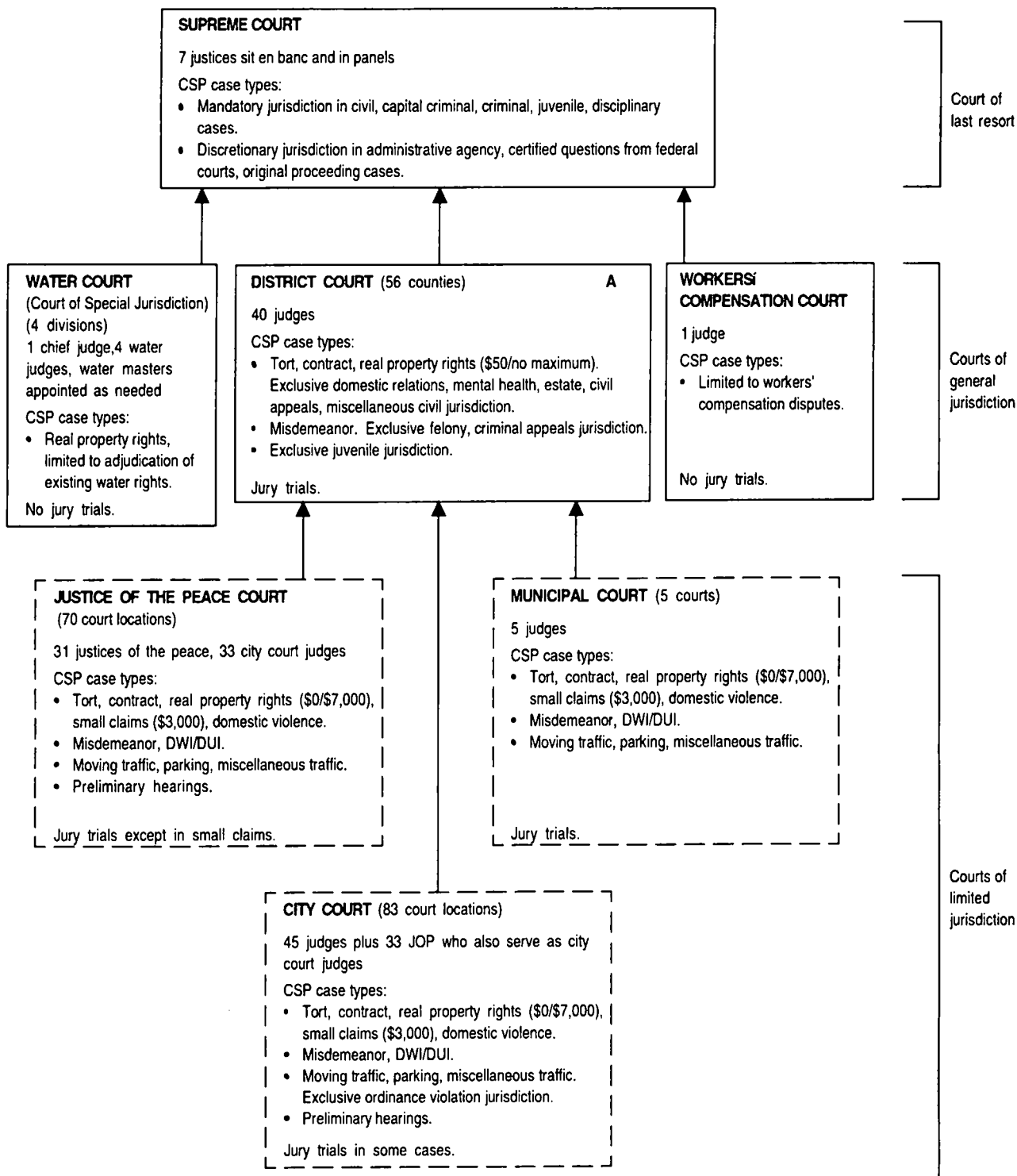


* The Family Court was abolished July 1, 1999 and merged into County Court.
- - Indicates assignment of cases.

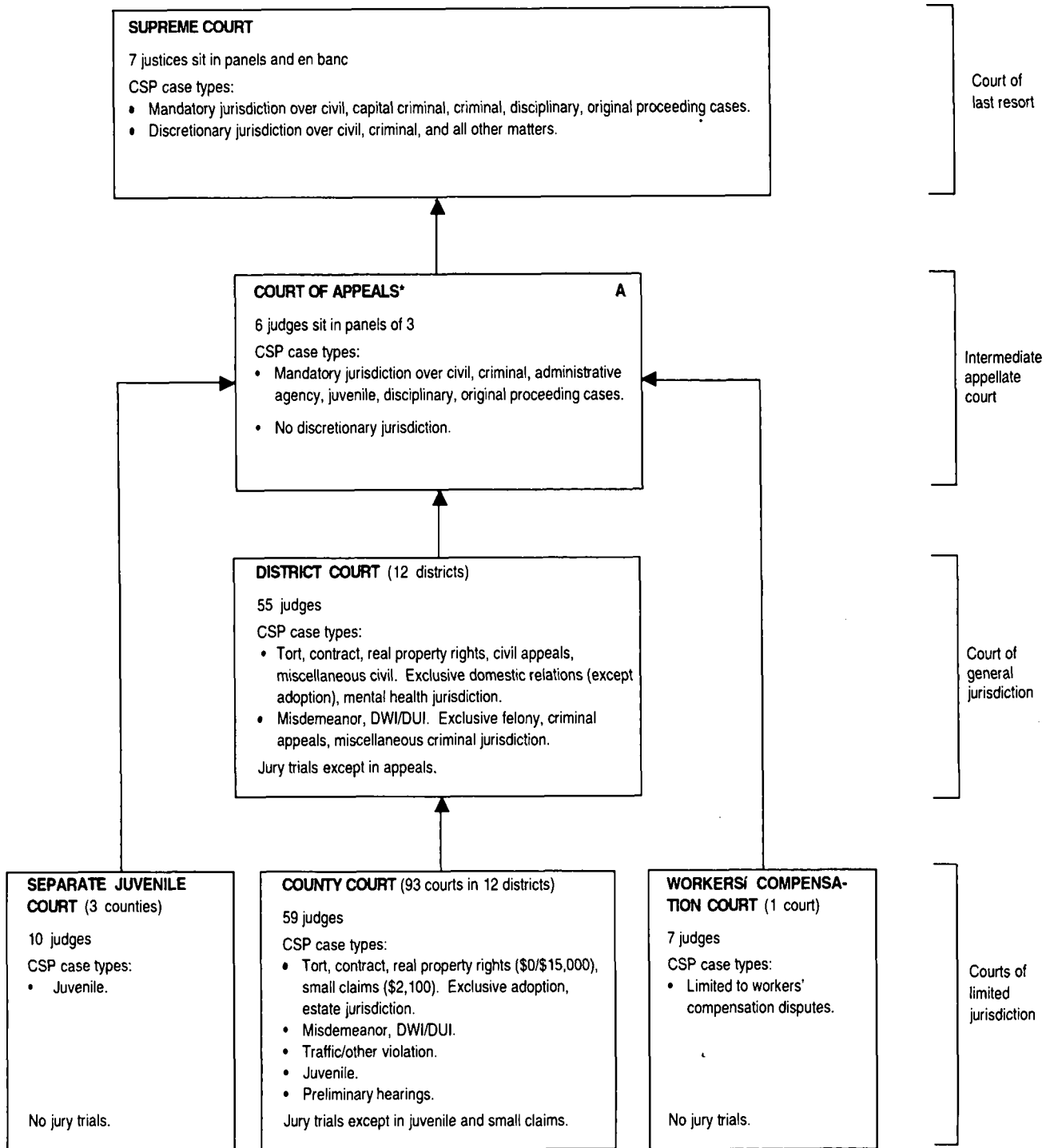
MISSOURI COURT STRUCTURE, 2001



MONTANA COURT STRUCTURE, 2001

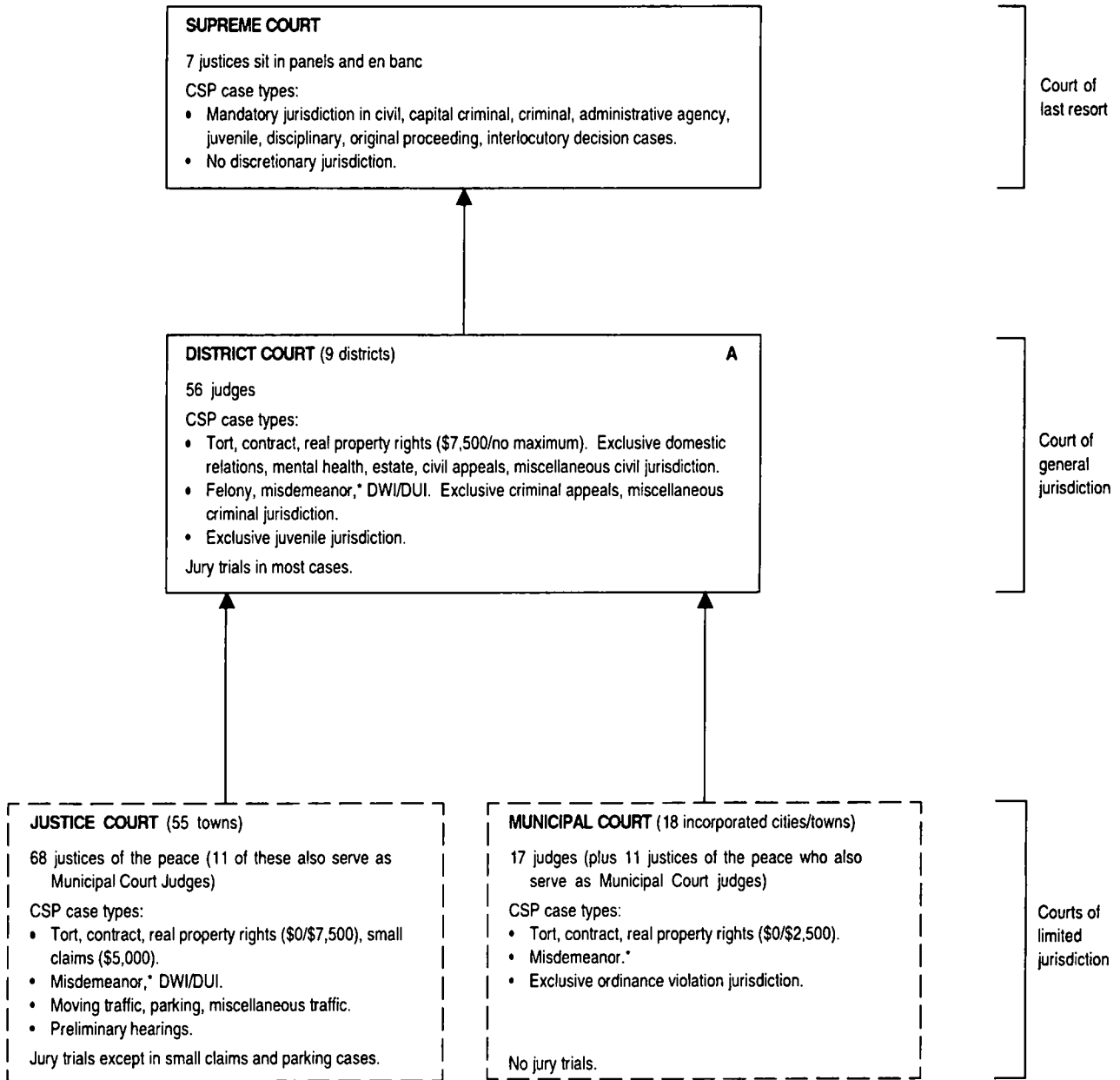


NEBRASKA COURT STRUCTURE, 2001



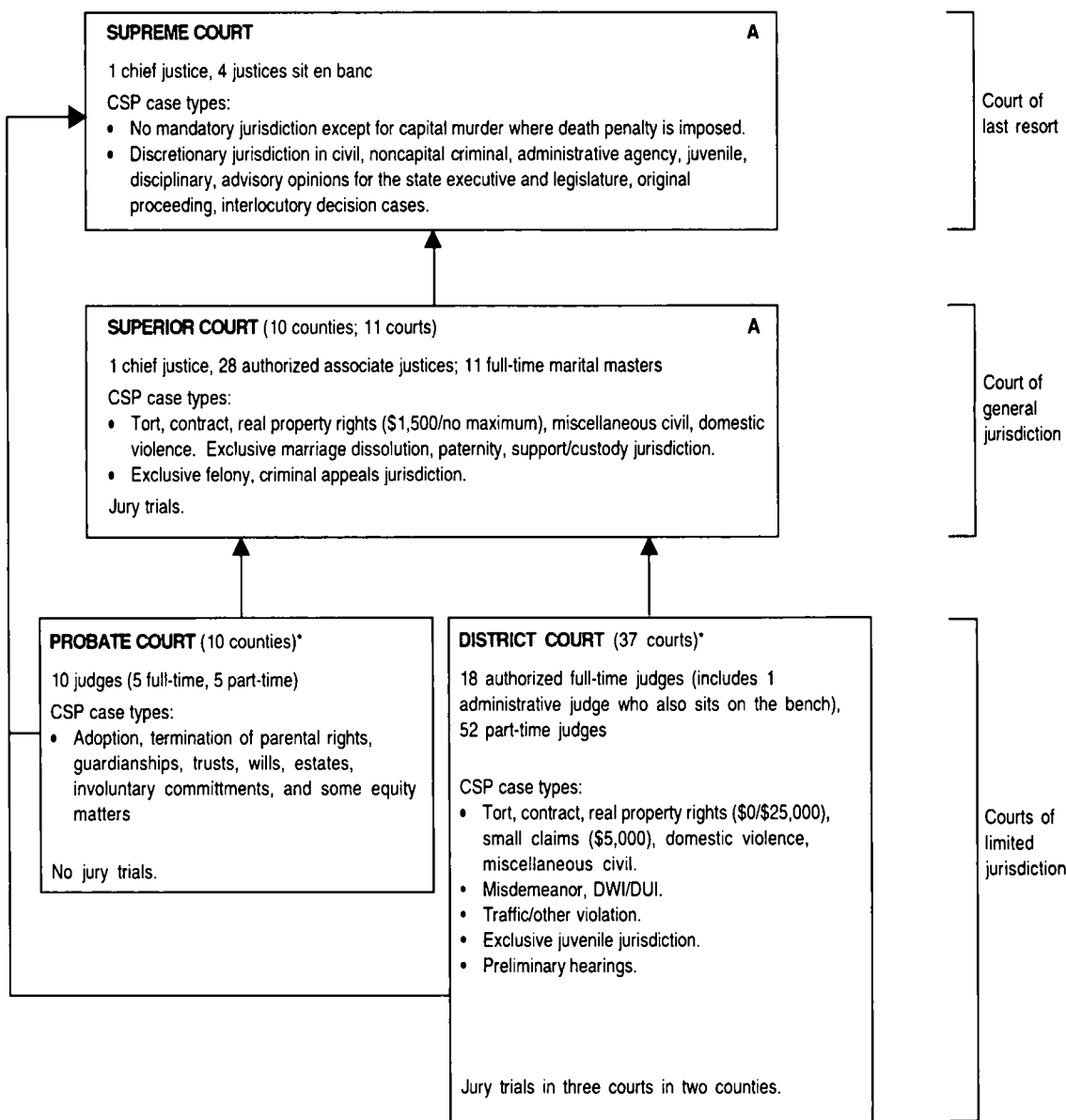
* The Nebraska Court of Appeals was established September 6, 1991.

NEVADA COURT STRUCTURE, 2001



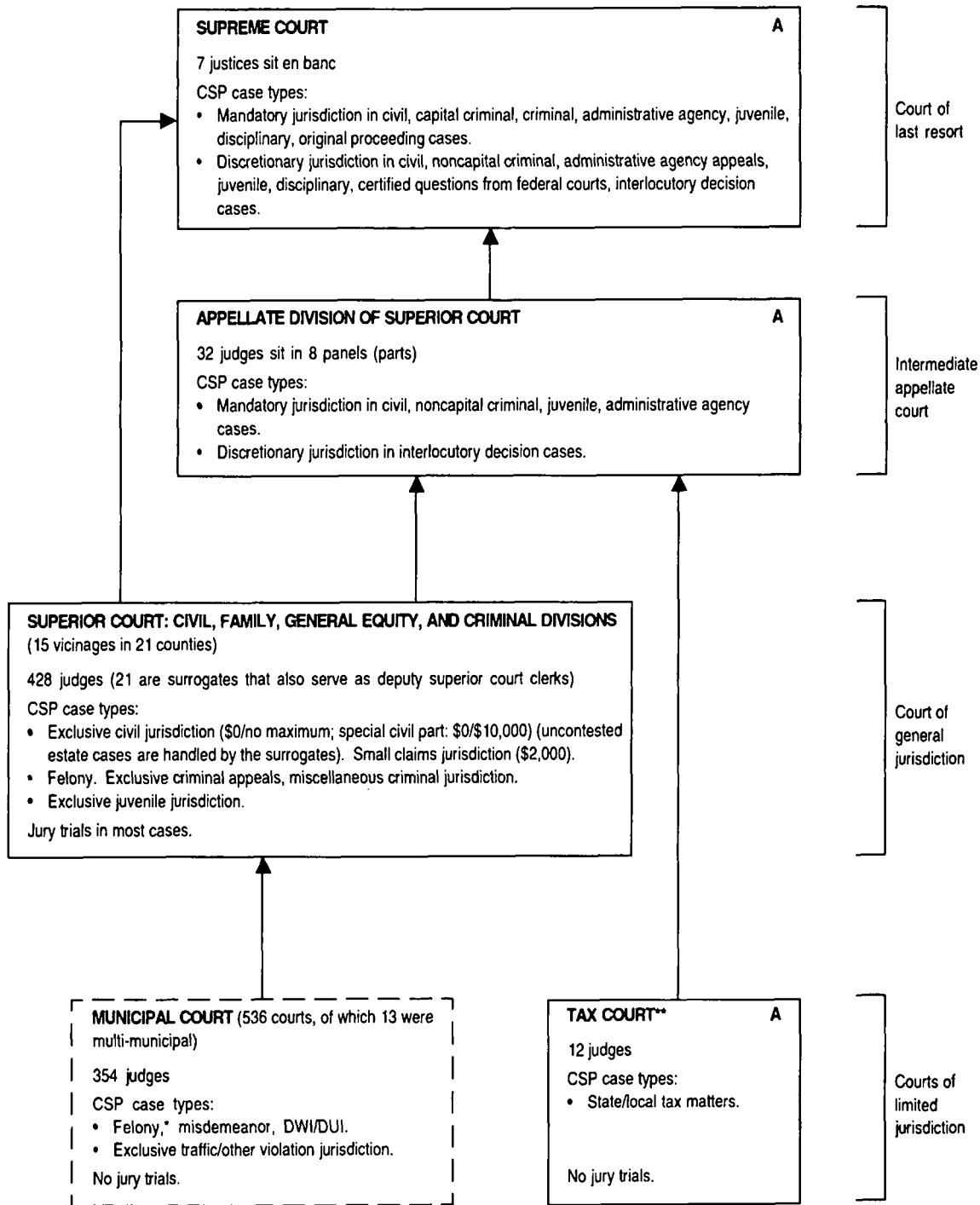
* District Court hears gross misdemeanor cases; Justice & Municipal Courts hear misdemeanors with fines under \$1,000 and/or sentence of less than six months.

NEW HAMPSHIRE COURT STRUCTURE, 2001



* A Family Division Pilot Program was created by the Legislature in 1995 and operates in six district courts and two probate courts. The Family Division Pilot Program includes domestic violence, juvenile, marital matters, termination of parental rights, adoptions, and guardianships over minors in two counties. The municipal court merged with the District Court in May, 2000.

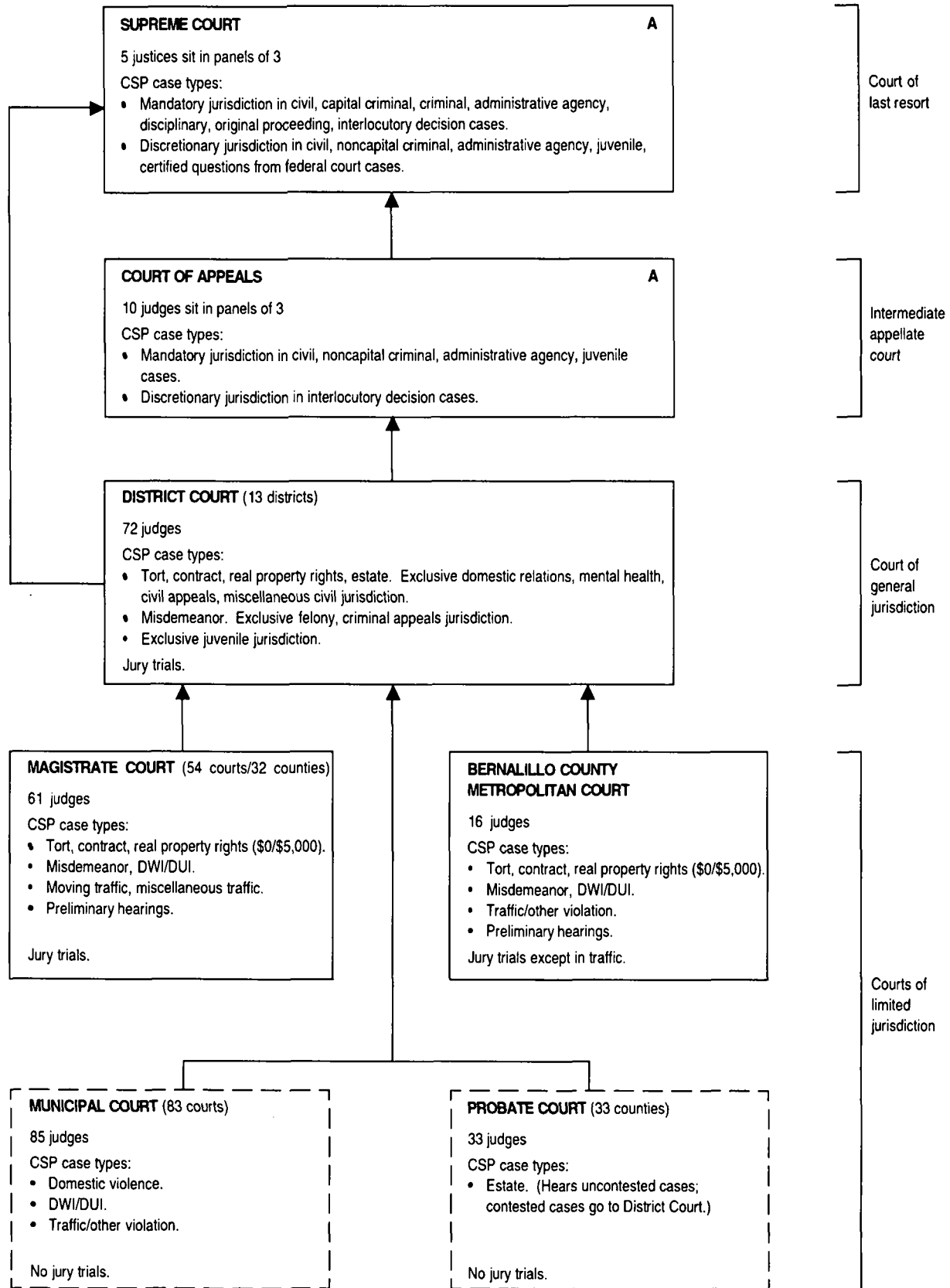
NEW JERSEY COURT STRUCTURE, 2001



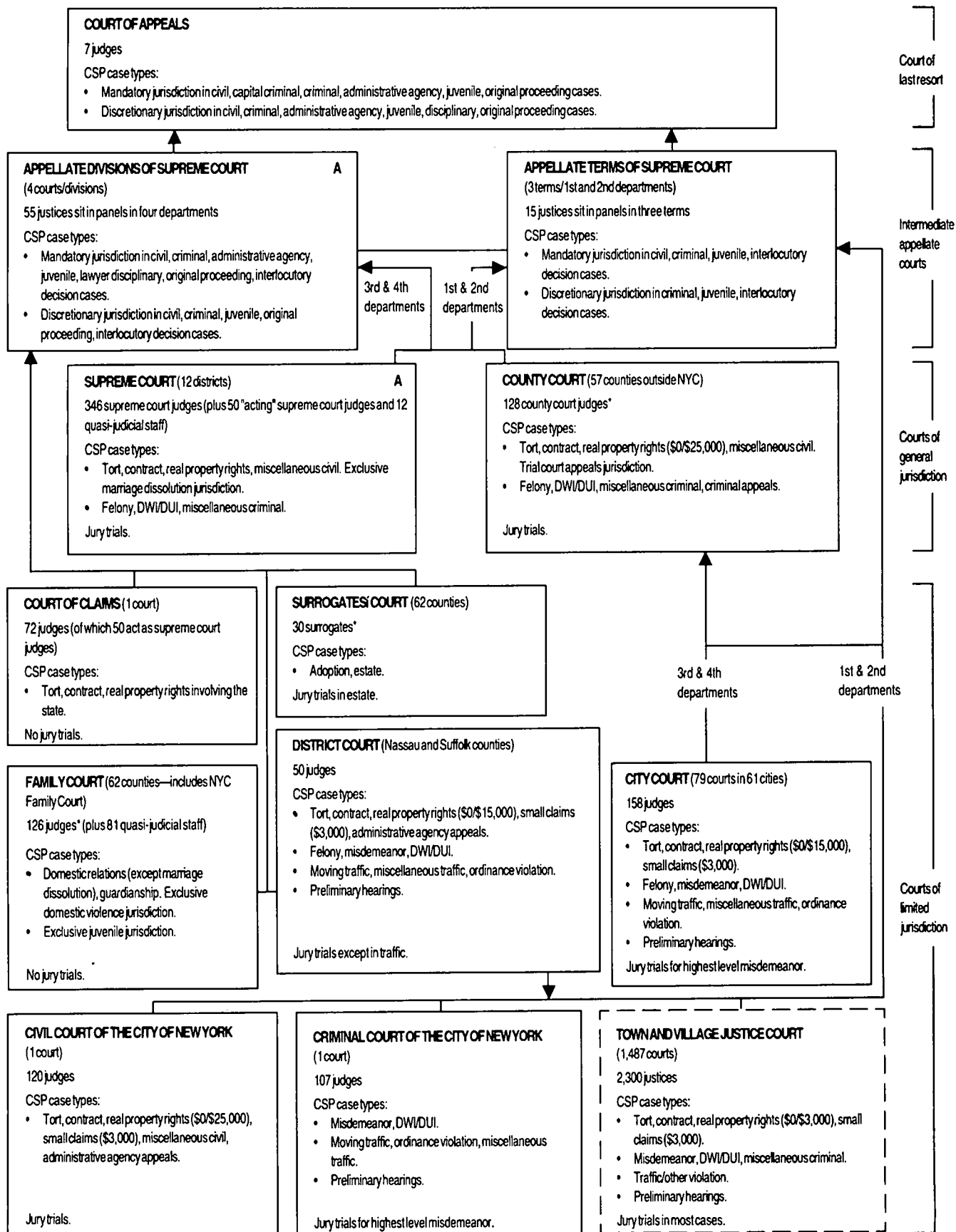
* Felony cases are handled on first appearance in the Municipal Courts and then are transferred through the county Prosecutor's office to the Superior Court.

** Tax court is considered a limited jurisdiction court because of its specialized subject matter. Nevertheless, it receives appeals from administrative bodies and its cases are appealed to the intermediate appellate court. Tax court judges have the same general qualifications and terms of service as superior court judges and can be cross assigned.

NEW MEXICO COURT STRUCTURE, 2001

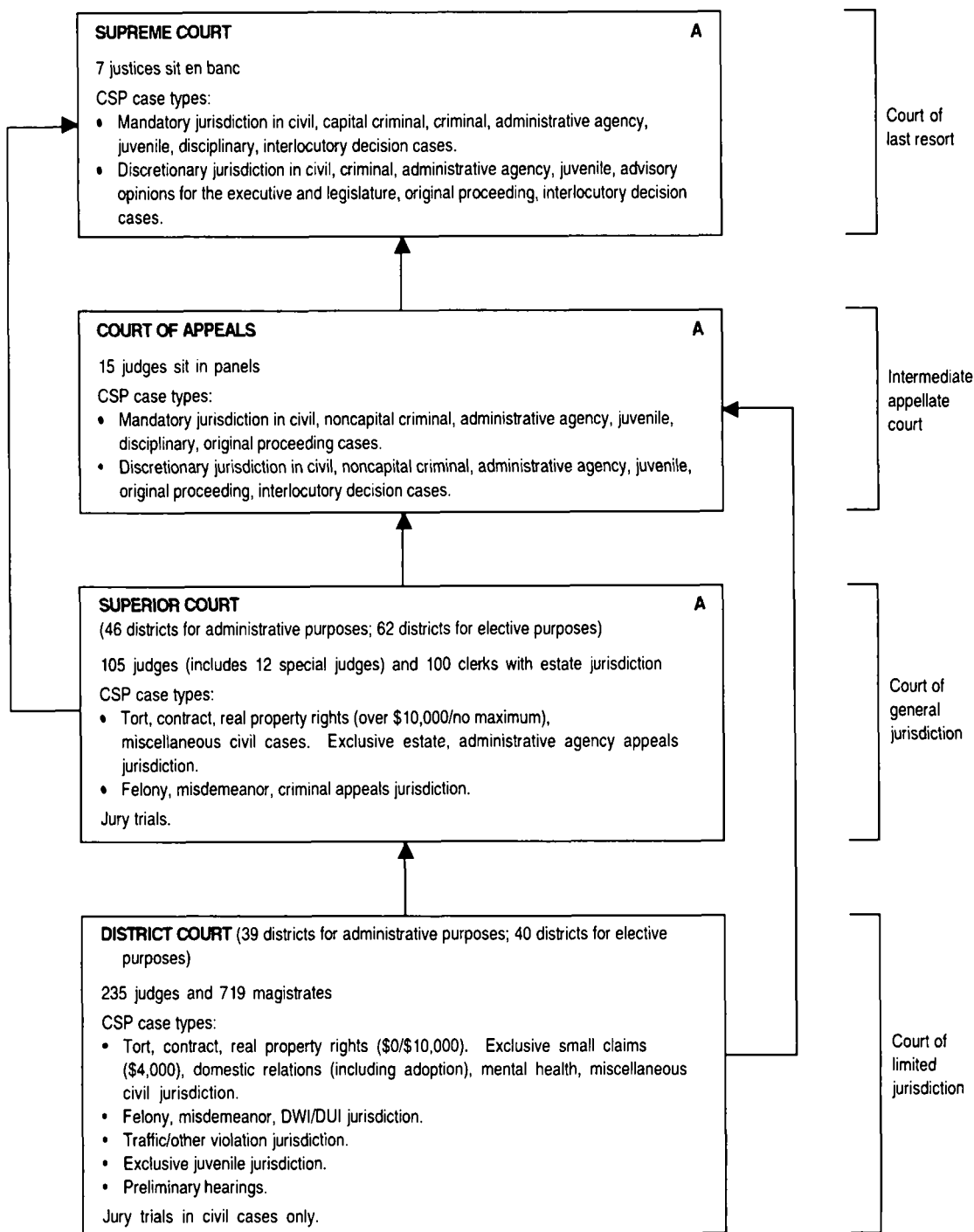


NEW YORK COURT STRUCTURE, 2001*

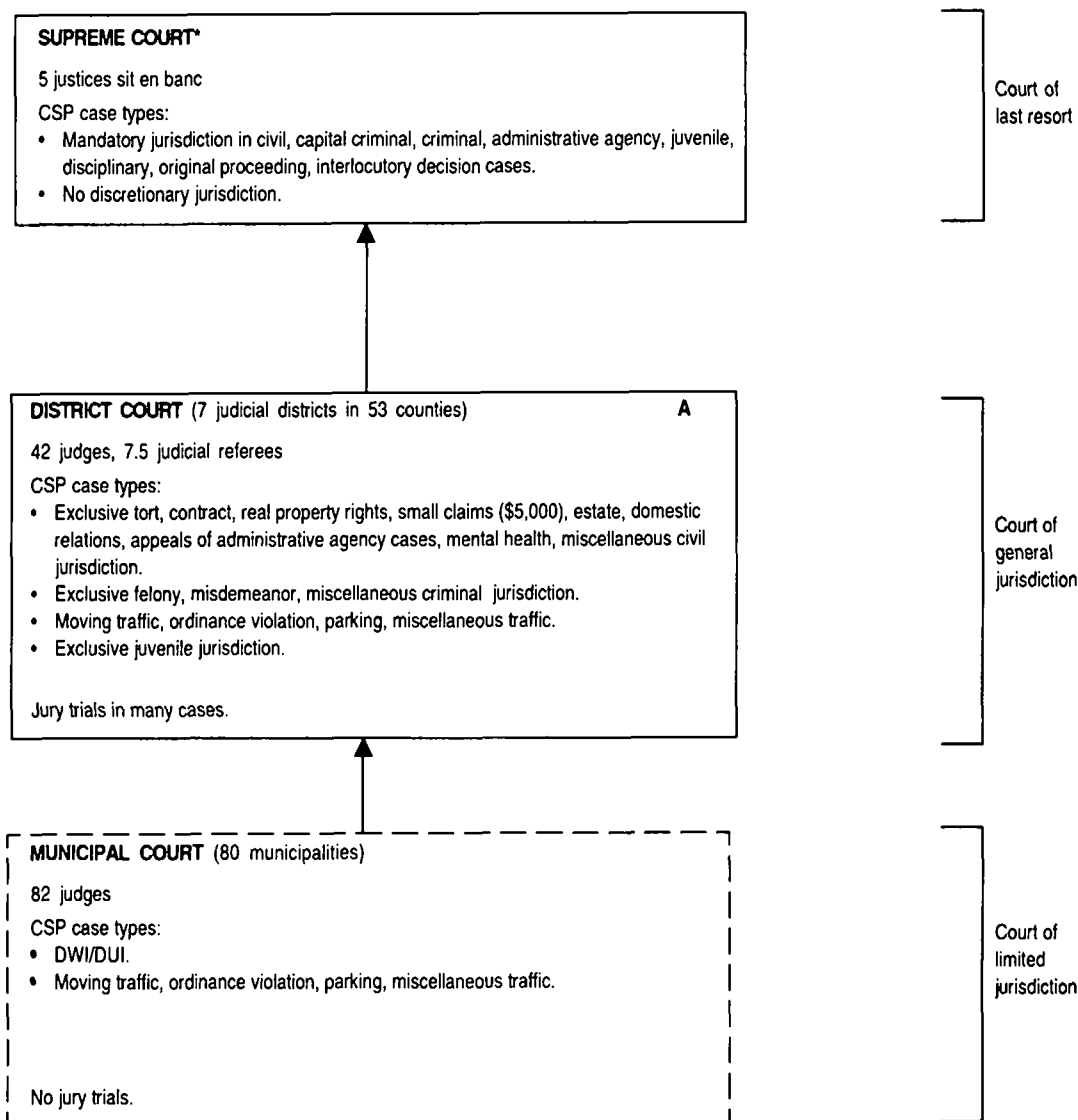


* Unless otherwise noted, numbers reflect statutory authorization. Many judges sit in more than one court so the number of judgeships indicated in this chart does not reflect the actual number of judges in the system. Fifty County Court judges also serve Surrogates' Court and six County Court judges also serve Family Court.

NORTH CAROLINA COURT STRUCTURE, 2001

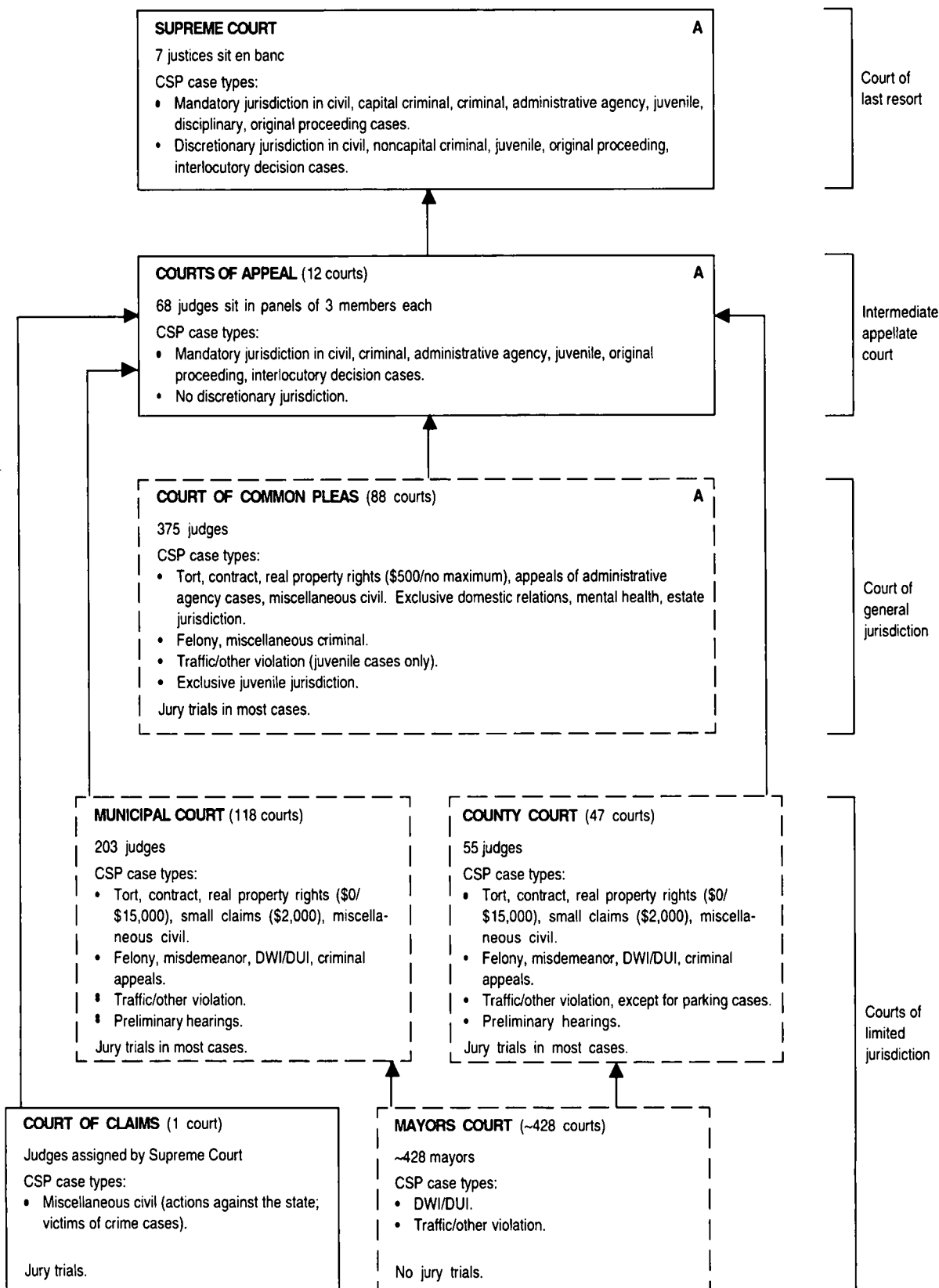


NORTH DAKOTA COURT STRUCTURE, 2001

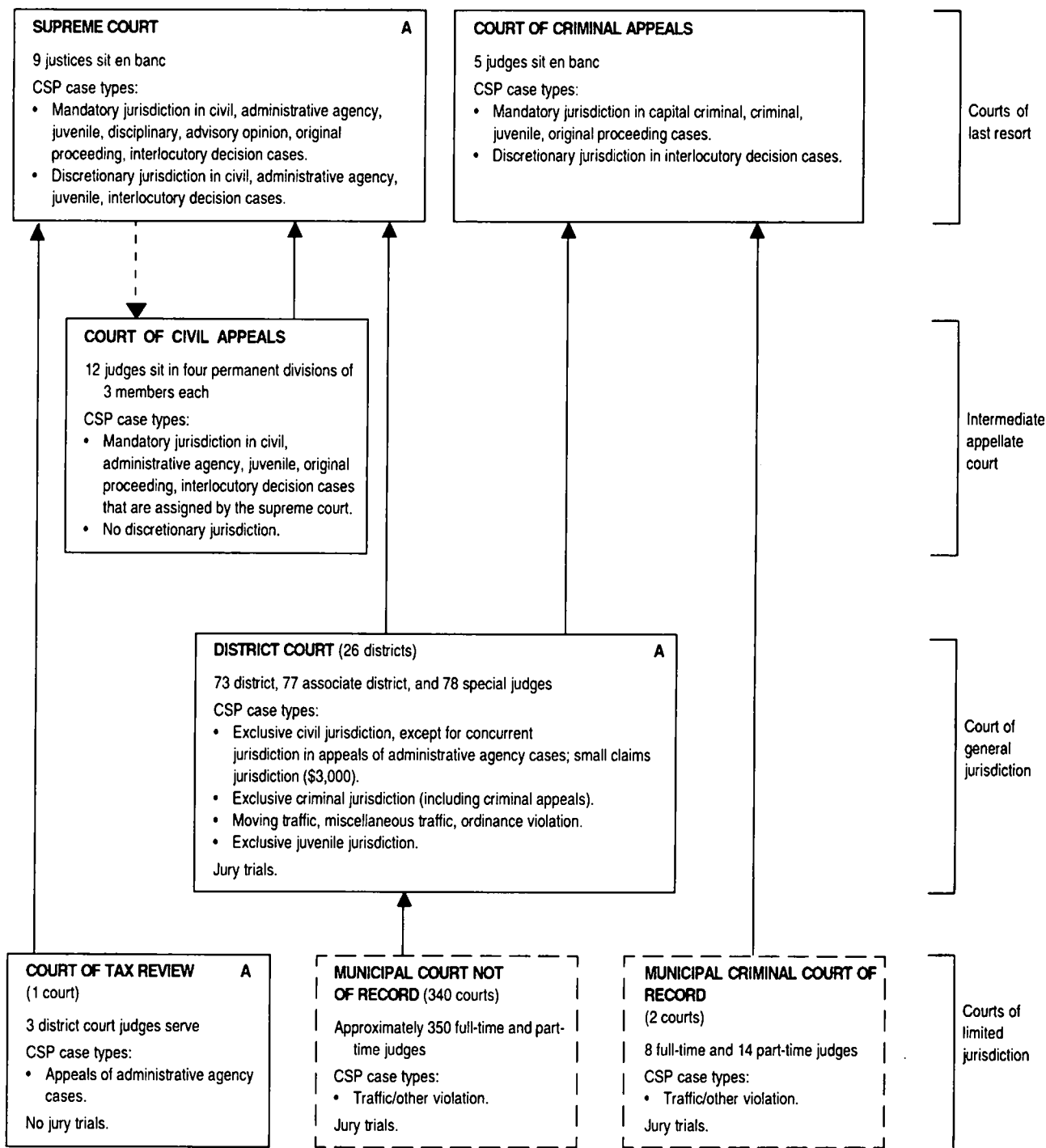


* A temporary court of appeals was established July 1, 1987, to exercise appellate and original jurisdiction as delegated by the supreme court. This court does not sit, has no assigned judges, and has heard no appeals. It is currently unfunded.

OHIO COURT STRUCTURE, 2001



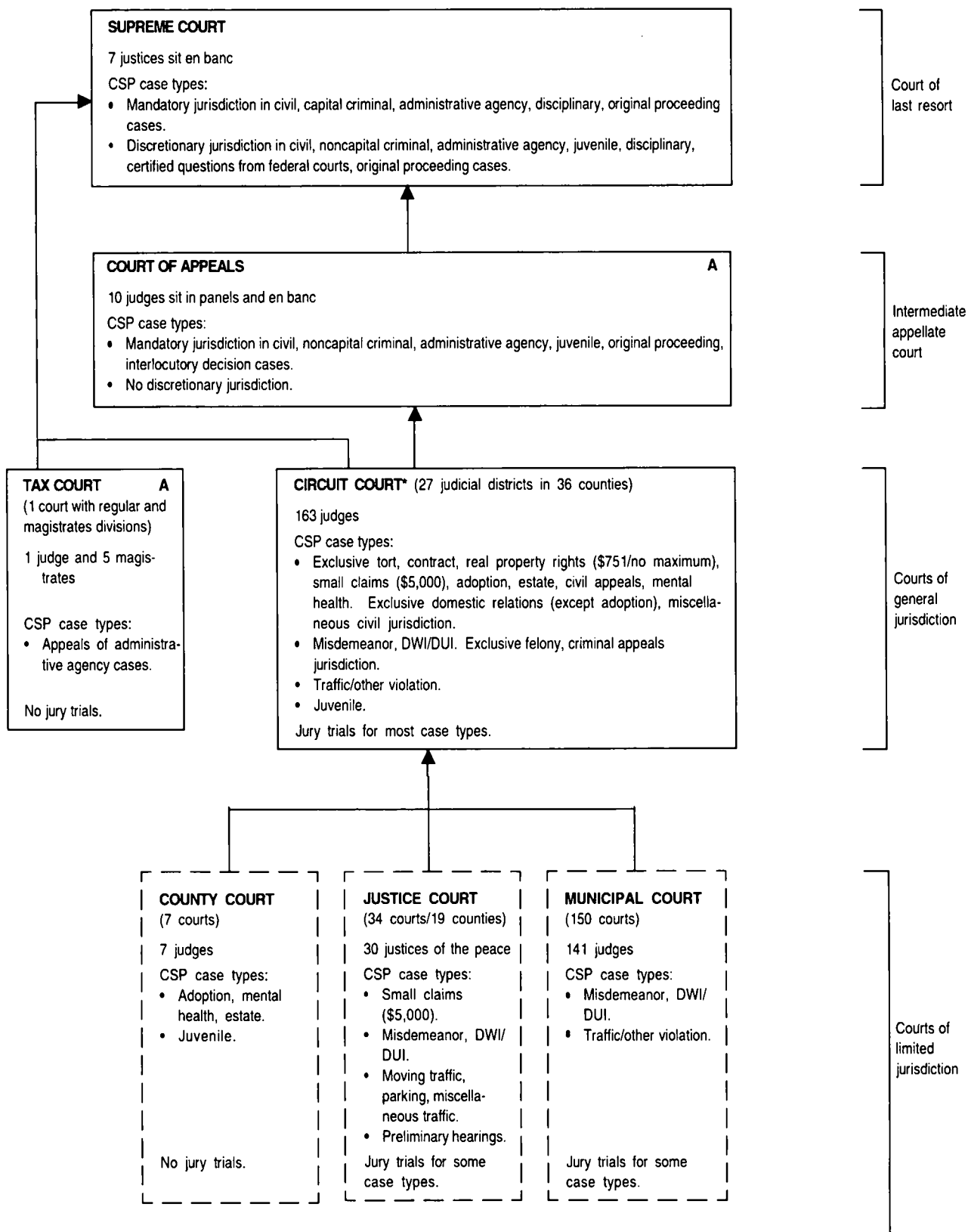
OKLAHOMA COURT STRUCTURE, 2001



- - Indicates assignment of cases.

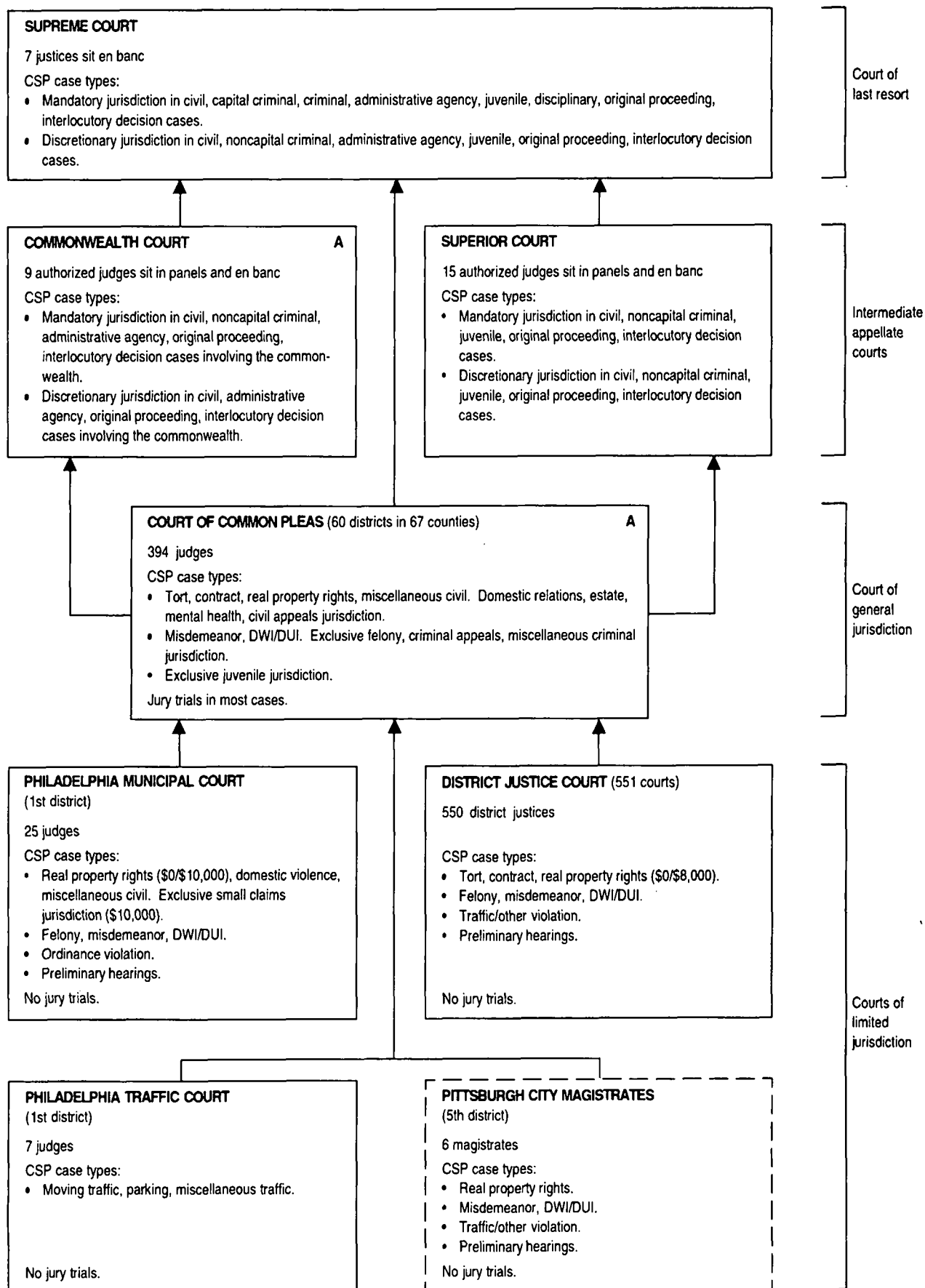
Note: Oklahoma has a workers' compensation court, which hears complaints that are handled exclusively by administrative agencies in other states.

OREGON COURT STRUCTURE, 2001

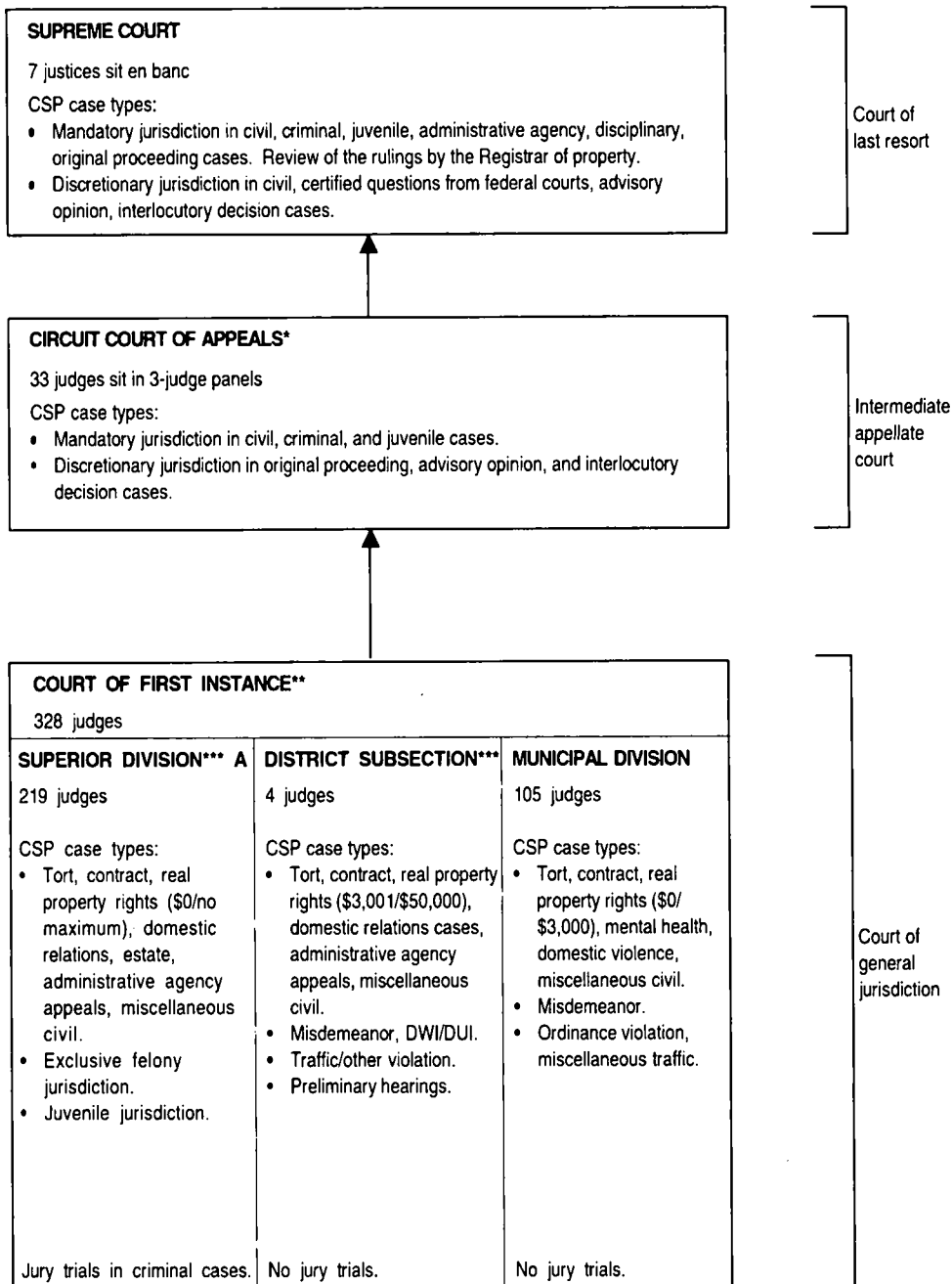


* Effective January 15, 1998, all District Courts were eliminated and District judges became Circuit judges.

PENNSYLVANIA COURT STRUCTURE, 2001



PUERTO RICO COURT STRUCTURE, 2001

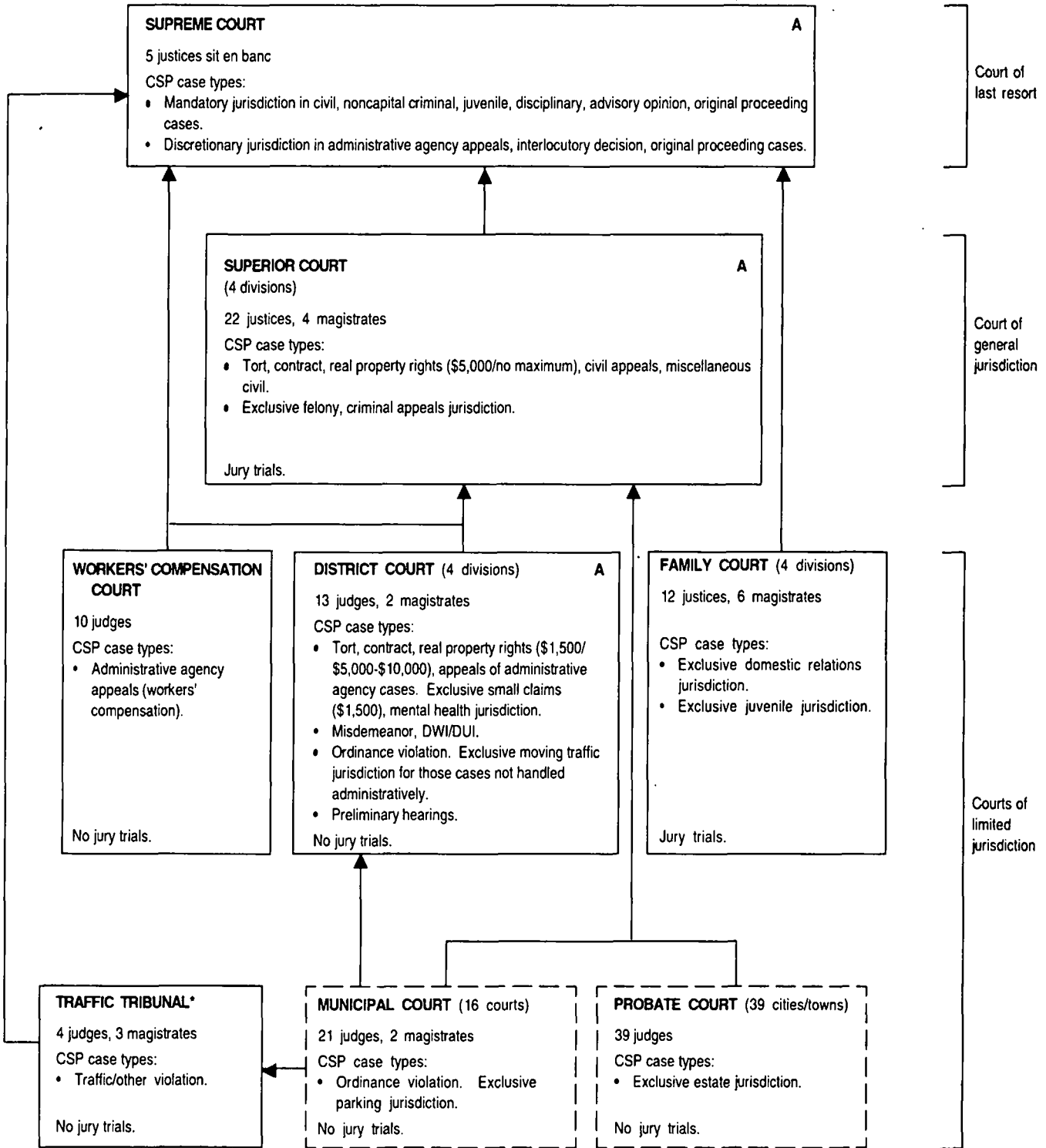


*Created July 28, 1994; operational January 1, 1995.

**Created in 1994; operational in 1995.

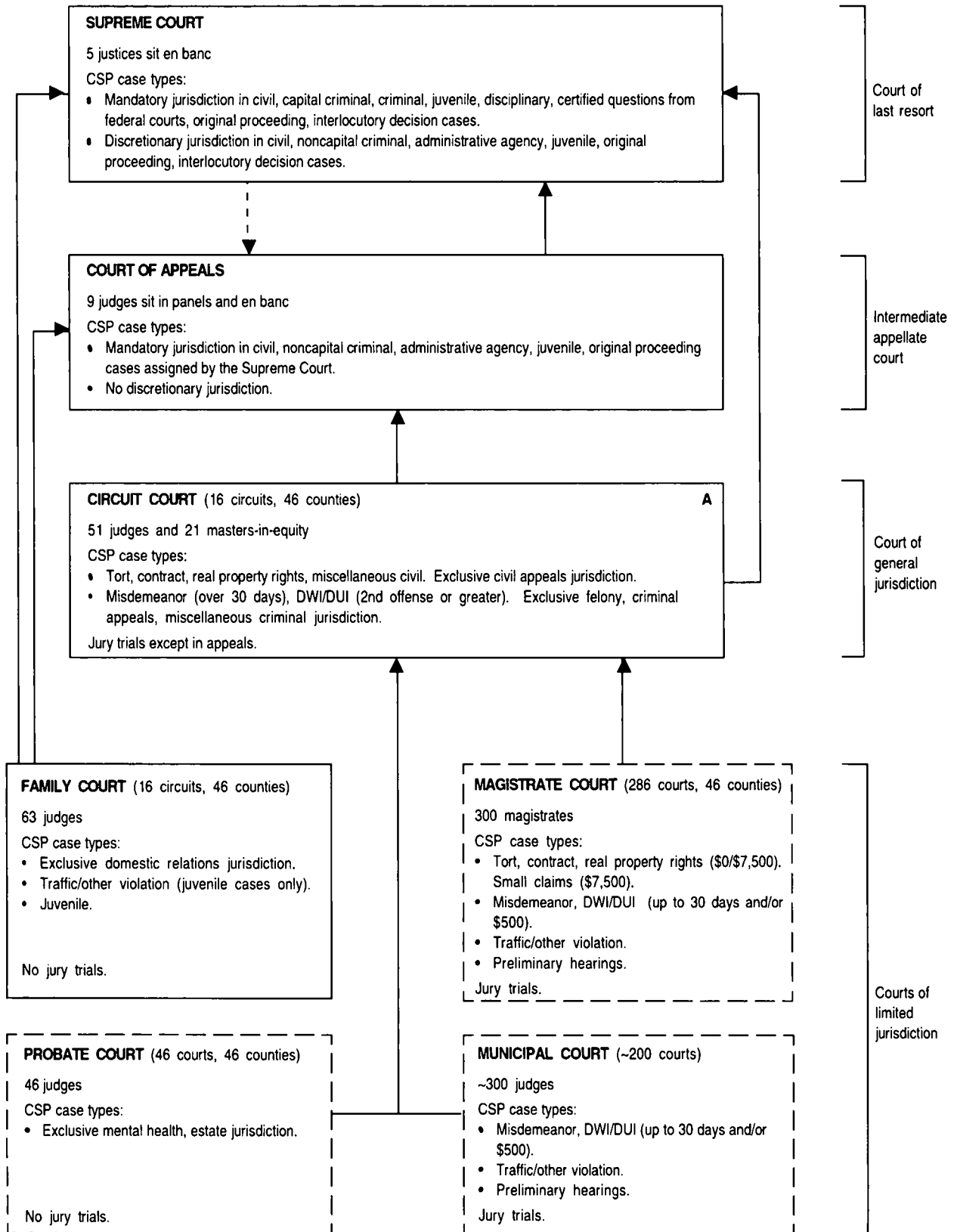
***The Judicial Reform Act of 1994 establishes the eventual abolition of the District Subsection. The Superior Division has concurrent jurisdiction with the District Subsection during the process of its abolition.

RHODE ISLAND COURT STRUCTURE, 2001



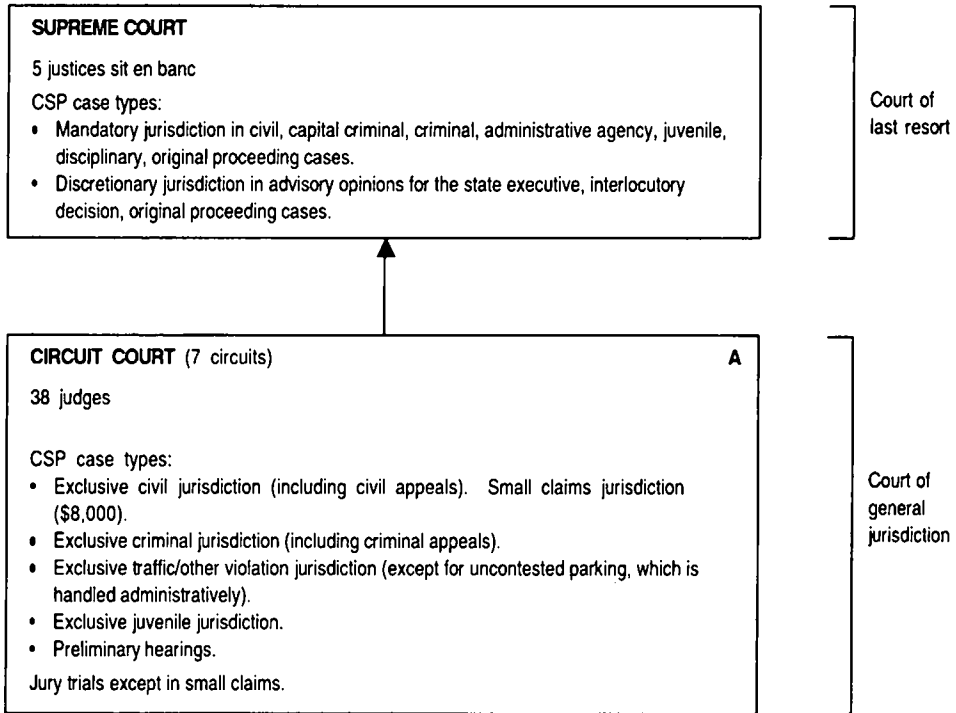
* This court was formerly known as the Rhode Island Administrative Adjudication Court.

SOUTH CAROLINA COURT STRUCTURE, 2001

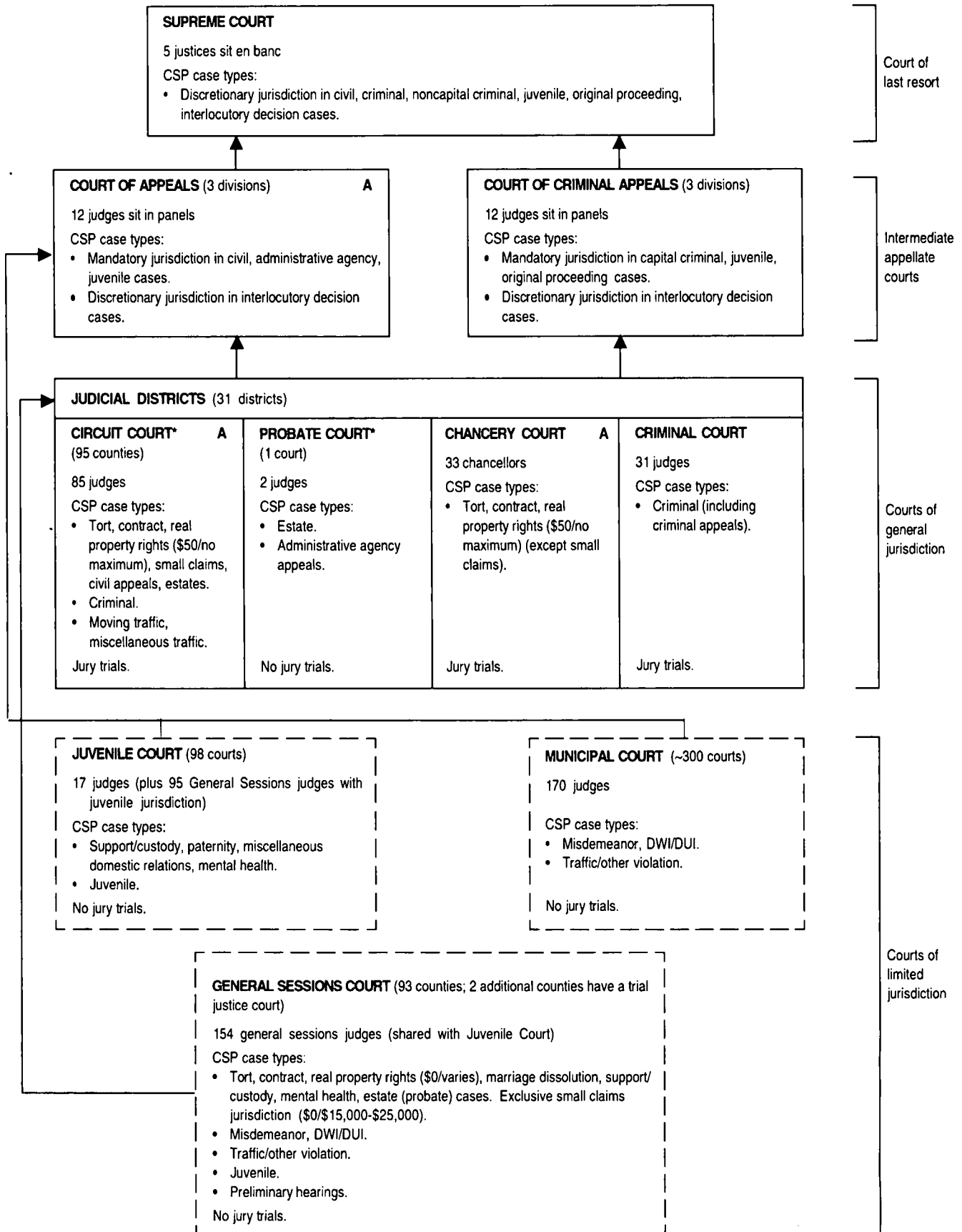


-- Indicates assignment of cases.

SOUTH DAKOTA COURT STRUCTURE, 2001

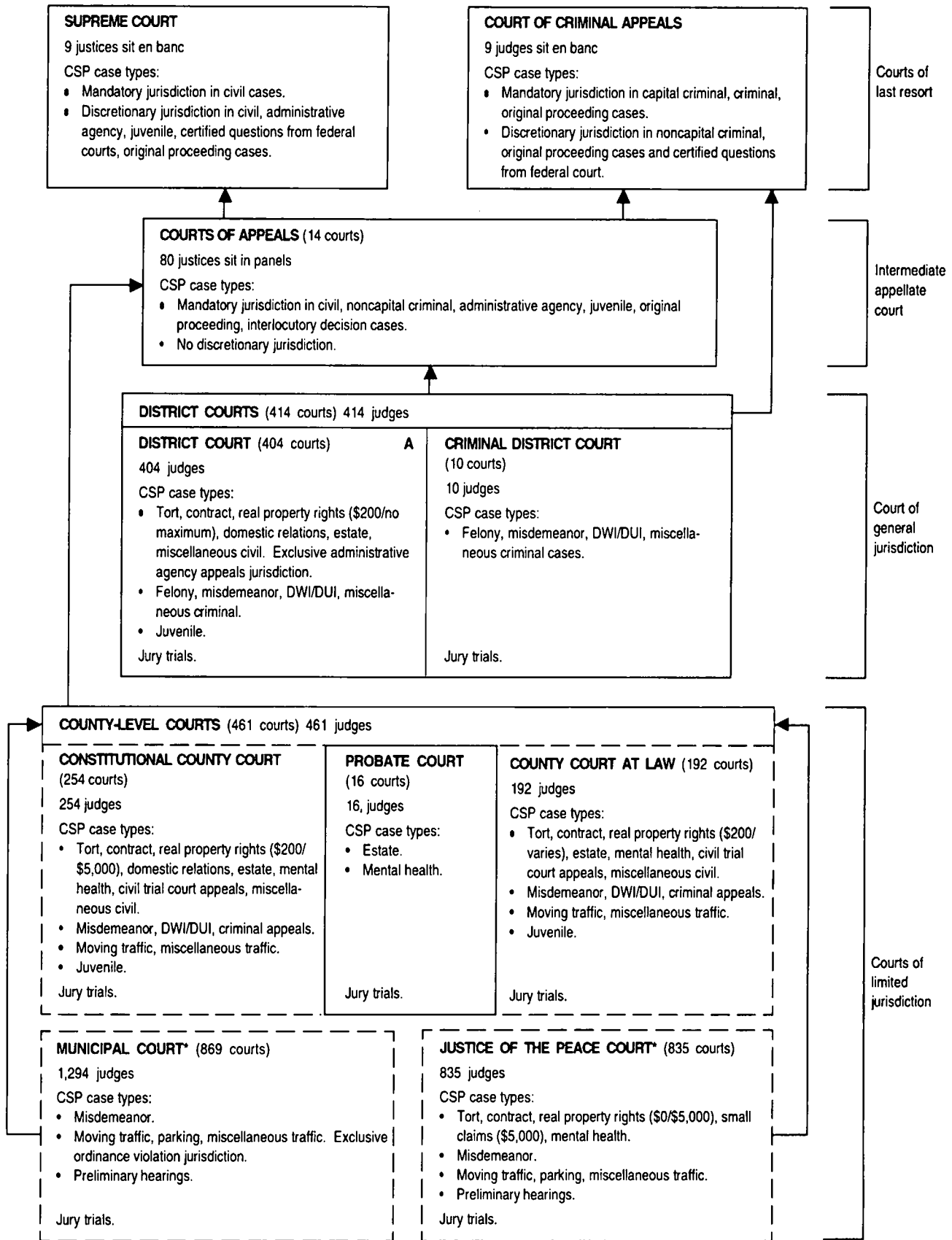


TENNESSEE COURT STRUCTURE, 2001



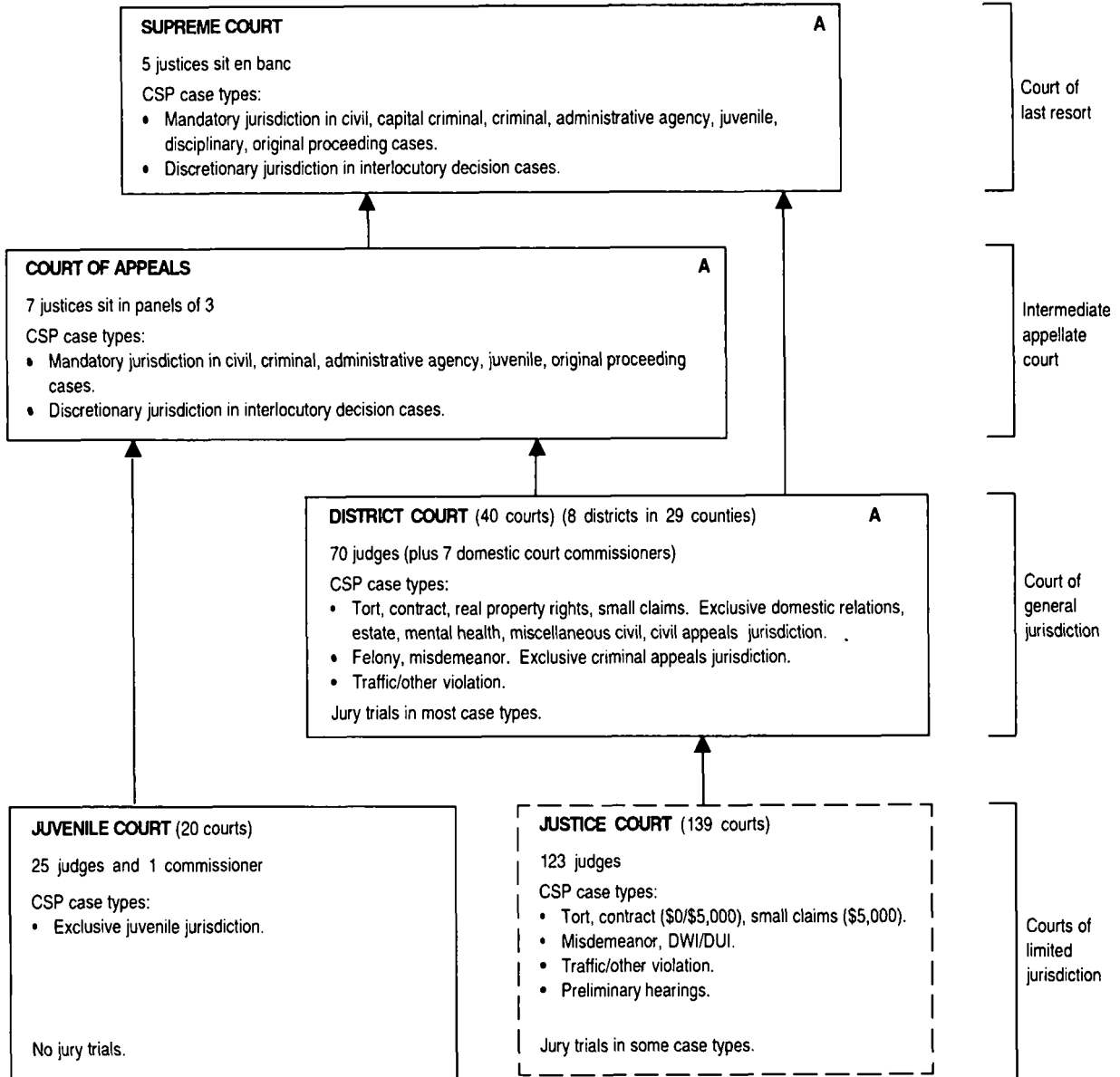
* Effective September 1, 1998 Davidson County Probate Court became a Circuit Court with Probate jurisdiction.

TEXAS COURT STRUCTURE, 2001

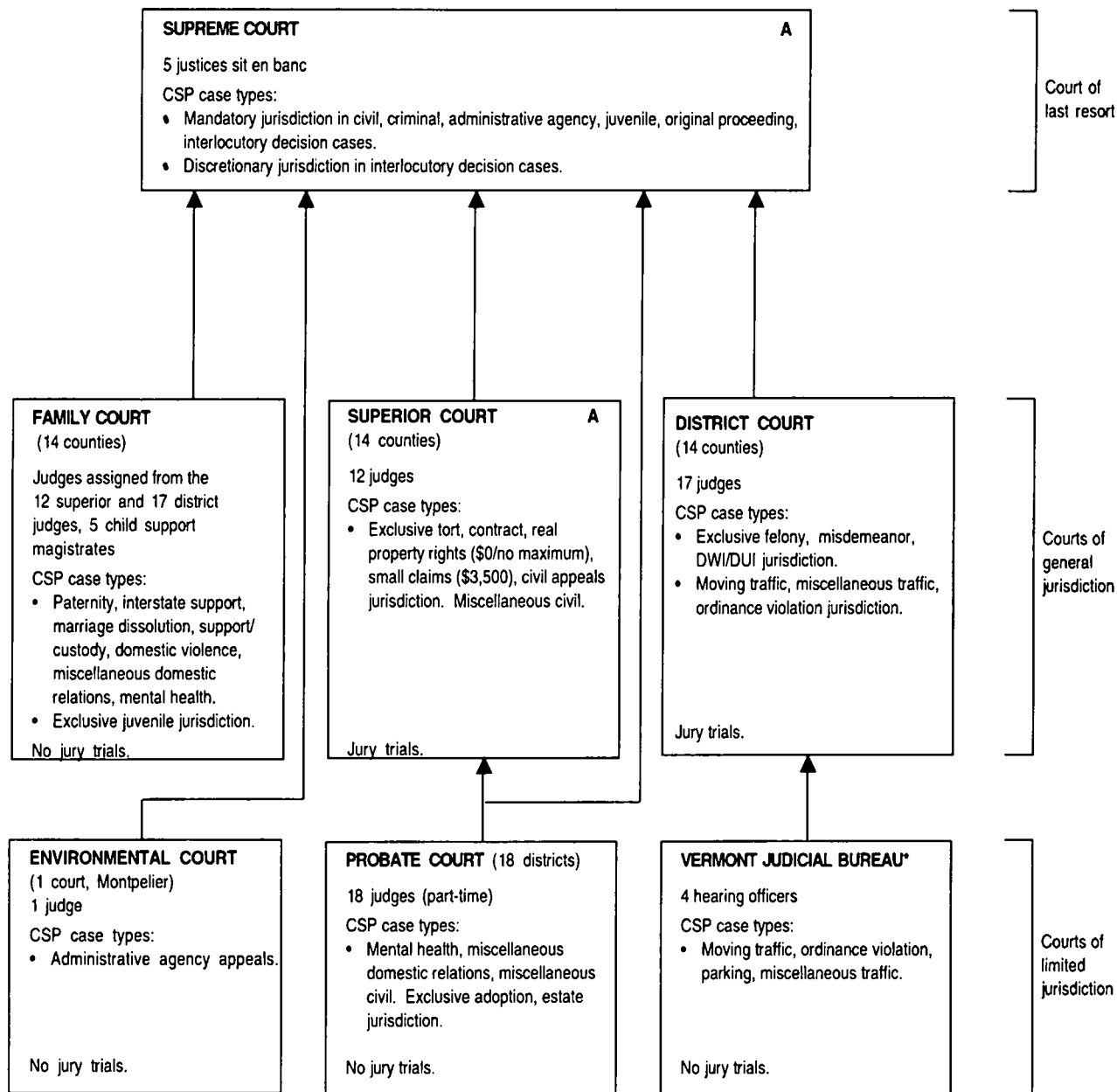


* Some municipal and justice of the peace courts may appeal to the district court.

UTAH COURT STRUCTURE, 2001



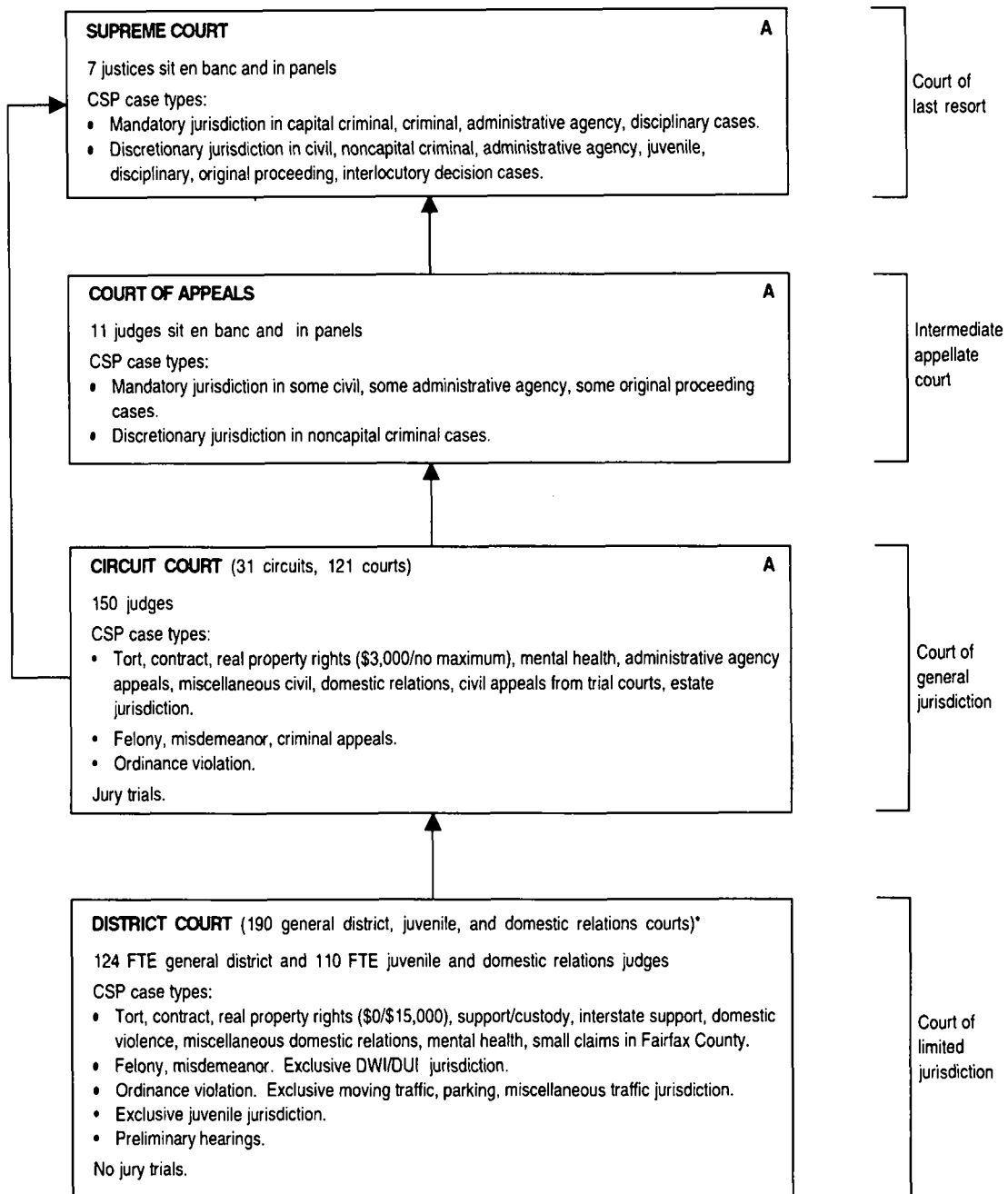
VERMONT COURT STRUCTURE, 2001



* Renamed VERMONT JUDICIAL BUREAU as of 7/1/98, this court was formerly known as the Vermont Traffic and Municipal Ordinance Bureau.

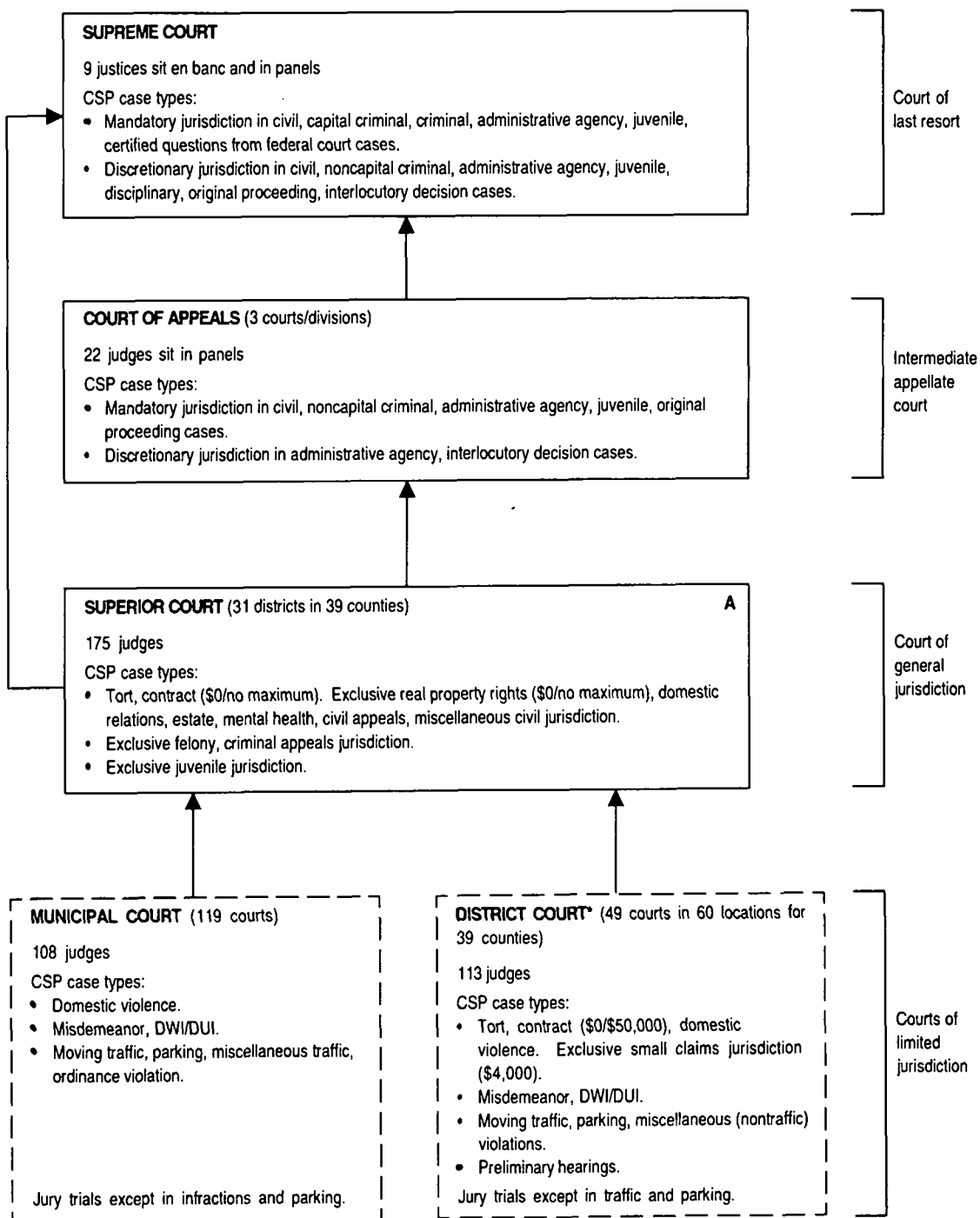
Note: An additional 28 assistant judges participate in findings of fact in Superior and Family Court cases. Some assistant judges, after special training, may hear small claims cases and traffic complaints, conduct criminal arraignments, and decide child support, parentage, and uncontested divorce proceedings. These assistant judges (who need not be attorneys) are elected to four-year terms by voters in Vermont's 14 counties.

VIRGINIA COURT STRUCTURE, 2001



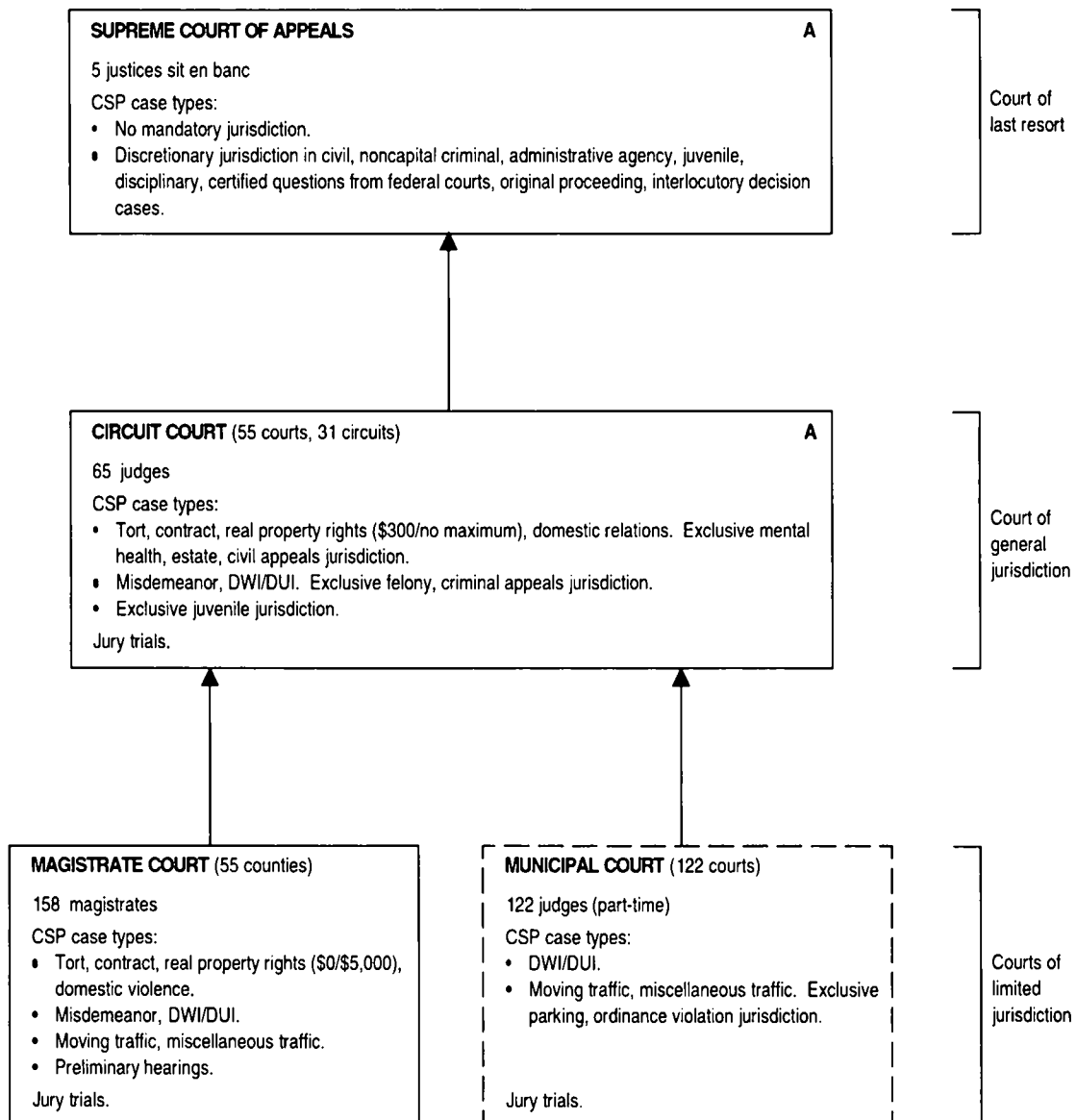
* The district court is referred to as the juvenile and domestic relations court when hearing juvenile and domestic relations cases and as the general district court for the balance of the cases.

WASHINGTON COURT STRUCTURE, 2001

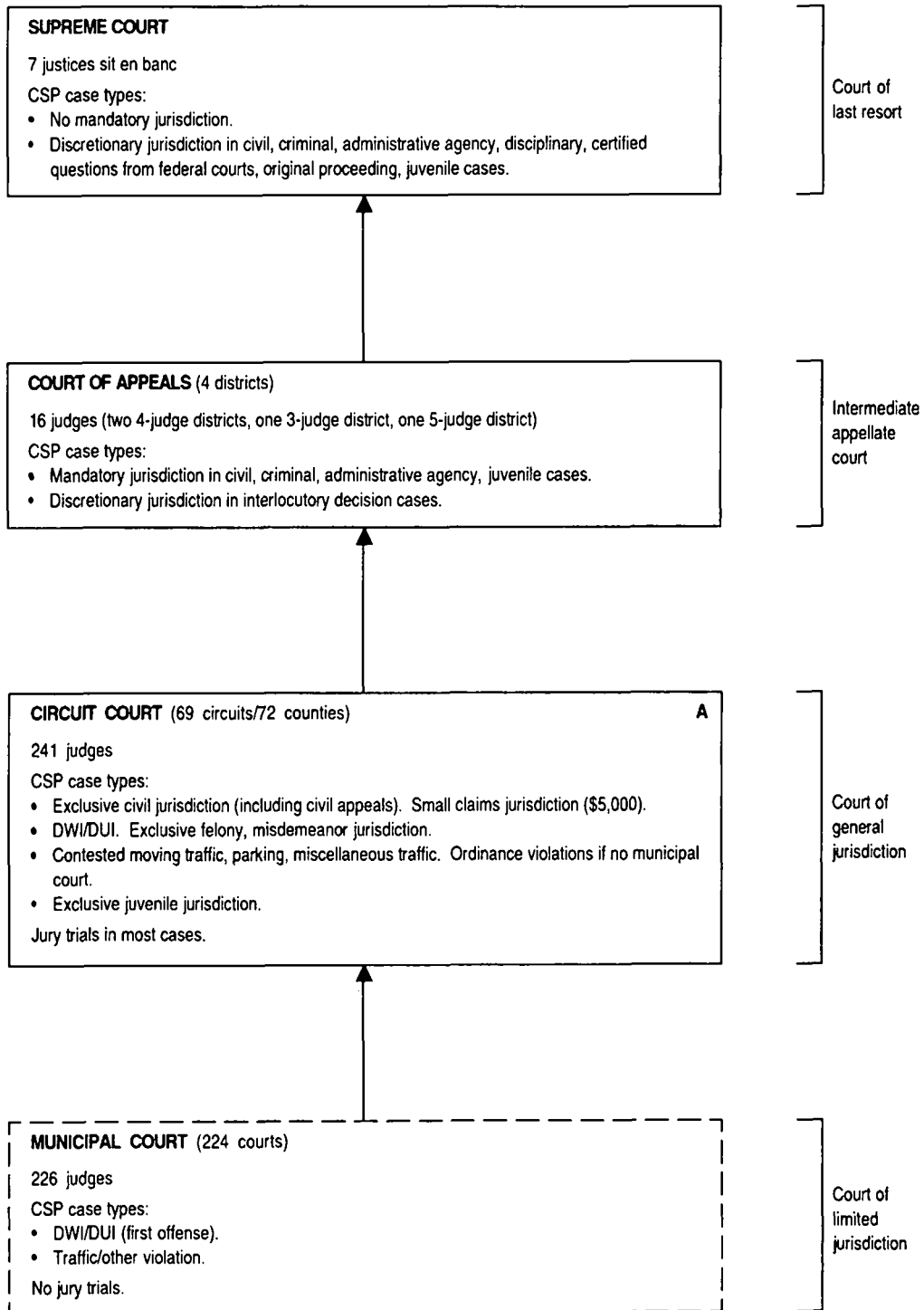


* District court provides services to municipalities that do not have a municipal court.

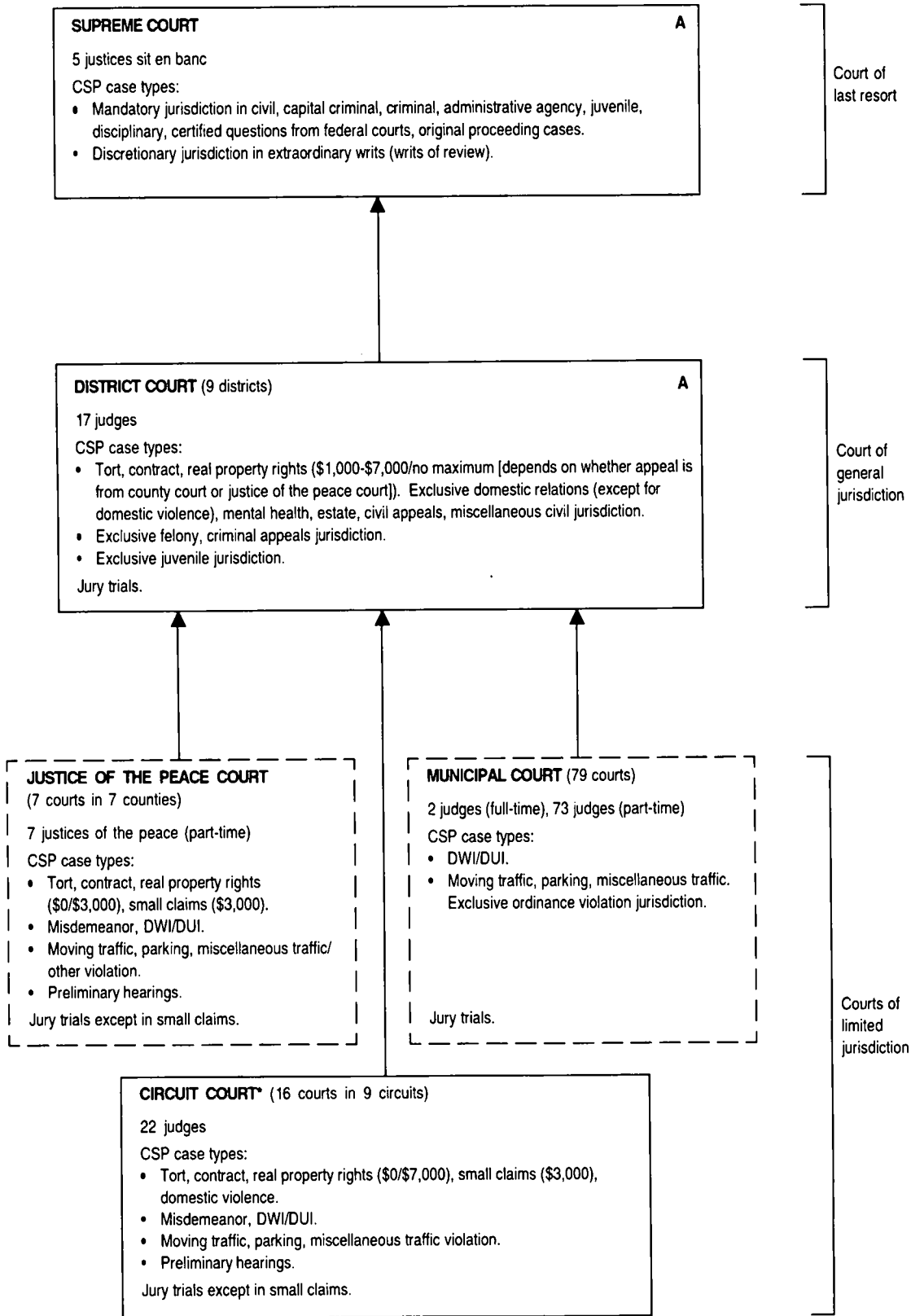
WEST VIRGINIA COURT STRUCTURE, 2001



WISCONSIN COURT STRUCTURE, 2001



WYOMING COURT STRUCTURE, 2001



* County Courts were renamed Circuit Courts.

Jurisdiction and State Court Reporting Practices

FIGURE A: Reporting Periods for All State Courts, 2001

| State | Reporting periods | | | |
|----------------------|---|-------------------------------------|--|---|
| | January 1, 2001 to December 31, 2001 | July 1, 2000 to June 30, 2001 | September 1, 2000 to August 31, 2001 | October 1, 2000 to September 30, 2001 |
| Alabama | | | | X |
| Alaska | | X | | |
| Arizona | | X | | |
| Arkansas | X | | | |
| California | | X | | |
| Colorado | | X | | |
| Connecticut | X Probate Court | X | | |
| Delaware | | X | | |
| District of Columbia | X | | | |
| Florida | X | | | |
| Georgia | X | | | |
| Hawaii | | X | | |
| Idaho | X | | | |
| Illinois | X | | | |
| Indiana | X | X Supreme Court | | |
| Iowa | X | | | |
| Kansas | | X | | |
| Kentucky | | X | | |
| Louisiana | X | | | |
| Maine | | X | | |
| Maryland | | X | | |
| Massachusetts | | X | X Supreme Judicial Court | |
| Michigan | X | | | |
| Minnesota | X | | | |
| Mississippi | | X | | |
| Missouri | | X | | |
| Montana | X | | | |
| Nebraska | X Supreme Court Court of Appeals District Court County Court Separate Juvenile | X Workers' Compensation Court | | |

(continued on next page)

FIGURE A: Reporting Periods for All State Courts, 2001 (continued)

| State | Reporting periods | | | |
|----------------|--|-------------------------------------|--|---|
| | January 1, 2001 to December 31, 2001 | July 1, 2000 to June 30, 2001 | September 1, 2000 to August 31, 2001 | October 1, 2000 to September 30, 2001 |
| Nevada | | X | X Supreme Court | |
| New Hampshire | X | | | |
| New Jersey | | X | | |
| New Mexico | | X | | |
| New York | X | | | |
| North Carolina | | X | | |
| North Dakota | X | | | |
| Ohio | X | | | |
| Oklahoma | | X | | |
| Oregon | X | | | |
| Pennsylvania | X | | | |
| Puerto Rico | | X | | |
| Rhode Island | X | | | |
| South Carolina | | X | | |
| South Dakota | | X | | |
| Tennessee | X Juvenile Court Probate Court | X | | |
| Texas | | | X | |
| Utah | X All appellate courts | X All trial courts | | |
| Vermont | | X | | |
| Virginia | X | | | |
| Washington | X | | | |
| West Virginia | X | | | |
| Wisconsin | X | | | |
| Wyoming | X | | | |

Note: Unless otherwise indicated, an "X" means that all of the trial and appellate courts in that state report data for the time period indicated by the column.

Source: State administrative offices of the courts.

FIGURE B: Methods of Counting Cases in State Appellate Courts, 2001

| State/Court name: | Court type | Case counted at: | | | | Case filed with: | | Does the court count reinstated/reopened cases in its count of new filings? | | |
|------------------------------|------------|------------------|------------------|--------------------|-------------|--|--|---|--------|--------------------------------|
| | | Filing of | | | | Trial court | Appellate court | No | Rarely | Yes, or frequently as new case |
| | | Notice of appeal | The trial record | Record plus briefs | Other point | | | | | |
| ALABAMA: | | | | | | | | | | |
| Supreme Court | COLR | X | O | O | O | X | O | X | O | O |
| Court of Civil Appeals | IAC | X | O | O | O | X | O | X | O | O |
| Court of Criminal Appeals | IAC | X | O | O | O | X | O | X | O | O |
| ALASKA: | | | | | | | | | | |
| Supreme Court | COLR | X | O | O | O | X | O | IDENTIFIED SEPARATELY | | |
| Court of Appeals | IAC | X | O | O | O | X | O | IDENTIFIED SEPARATELY | | |
| ARIZONA: | | | | | | | | | | |
| Supreme Court | COLR | X-CR | O | O | X* | O | O | IDENTIFIED SEPARATELY | | |
| Court of Appeals | IAC | X-CR* | X* | X* | X | O (except industrial cases & civil petition for special action) | X (only industrial cases & civil petition for special action) | IDENTIFIED SEPARATELY | | |
| ARKANSAS: | | | | | | | | | | |
| Supreme Court | COLR | O | X | O | O | X | O | O | X | O |
| Court of Appeals | IAC | O | X | O | O | X | O | O | X | O |
| CALIFORNIA: | | | | | | | | | | |
| Supreme Court | COLR | X* | X | O | O | X (death penalty only) | COLR (if petition for review of IAC) | X | O | O |
| Courts of Appeal | IAC | X | X | O | O | X | O | X | O | O |
| COLORADO: | | | | | | | | | | |
| Supreme Court | COLR | X | O | O | O | O | X | IDENTIFIED SEPARATELY | | |
| Court of Appeals | IAC | X | O | O | O | O | X | IDENTIFIED SEPARATELY | | |
| CONNECTICUT: | | | | | | | | | | |
| Supreme Court | COLR | X | O | O | O | X | O | X (if motion to open) | O | O |
| Appellate Court | IAC | X | O | O | O | X | O | X (if motion to open or if remand by COLR) | O | O |
| DELAWARE: | | | | | | | | | | |
| Supreme Court | COLR | X | O | O | O | O | X | X | O | O |
| DISTRICT OF COLUMBIA: | | | | | | | | | | |
| Court of Appeals | COLR | X | O | O | O | X | O | IDENTIFIED SEPARATELY | | |

(continued on next page)

FIGURE B: Methods of Counting Cases in State Appellate Courts, 2001 (continued)

| State/Court name: | Court type | Case counted at: | | | | Case filed with: | | Does the court count reinstated/reopened cases in its count of new filings? | | |
|-------------------------------|------------|------------------|------------------|--------------------|---|---|--|---|--------|--------------------------------|
| | | Filing of | | | | Trial court | Appellate court | No | Rarely | Yes, or frequently as new case |
| | | Notice of appeal | The trial record | Record plus briefs | Other point | | | | | |
| FLORIDA: | | | | | | | | | | |
| Supreme Court | COLR | X | O | O | O | X | IAC | X | O | O |
| District Courts of Appeal | IAC | X | O | O | O | X | (ADM. AGY. and Workers' Comp.) | X | O | O |
| GEORGIA: | | | | | | | | | | |
| Supreme Court | COLR | O | X | O | X | O | X (notice of appeal) | O | O | X (if new appeal) |
| Court of Appeals | IAC | O | X | O | O | X | X | X | O | O |
| HAWAII: | | | | | | | | | | |
| Supreme Court | COLR | O | X | O | O | X | X (original proceedings) | O | O | X |
| Intermediate Court of Appeals | IAC | O | O | O | X (when assigned by COLR) | O | O | O | O | X |
| IDAHO: | | | | | | | | | | |
| Supreme Court | COLR | X | O | O | X (appeal from trial court) | X (COLR if appeal from IAC) | X | O | X | O |
| Court of Appeals | IAC | O | O | O | X (when assigned by COLR) | O | O | O | X | O |
| ILLINOIS: | | | | | | | | | | |
| Supreme Court | COLR | X | O | O | O | O | X | X | O | O |
| Appellate Court | IAC | X | O | O | O | X | O | X | O | O |
| INDIANA: | | | | | | | | | | |
| Supreme Court | COLR | O | O | O | X (any first filing, notice, record, brief, or motion) | X (only death penalty and/or sentence over 10 years) | X (if petition for transfer from IAC) | O | O | X |
| Court of Appeals | IAC | O | O | O | X (any first filing) | X (praecipe) | O | O | O | X |
| Tax Court | IAC | O | O | O | X | O | O | O | O | X |

(continued on next page)

FIGURE B: Methods of Counting Cases in State Appellate Courts, 2001 (continued)

| State/Court name: | Court type | Case counted at: | | | | Case filed with: | | Does the court count reinstated/reopened cases in its count of new filings? | | |
|--|------------|------------------|------------------|--------------------|--|--|--------------------------------|---|---|--------------------------------|
| | | Filing of | | | | Trial court | Appellate court | No | Rarely | Yes, or frequently as new case |
| | | Notice of appeal | The trial record | Record plus briefs | Other point | | | | | |
| IOWA: | | | | | | | | | | |
| Supreme Court | COLR | X | O | O | O | X (if appeal from trial court) | X (COLR if appeal from IAC) | X | O | O |
| Court of Appeals | IAC | O | O | O | TRANSFER (if appeal from trial court) | X | O | X | O | O |
| KANSAS: | | | | | | | | | | |
| Supreme Court | COLR | O | O | O | X* | X | O | O | O | X |
| Court of Appeals | IAC | O | O | O | X* | X | O | O | O | X |
| KENTUCKY: | | | | | | | | | | |
| Supreme Court | COLR | X | O | O | O | X (COLR if review is sought from IAC) | X | X | O | O |
| Court of Appeals | IAC | X | O | O | O | X | O | X | O | O |
| LOUISIANA: | | | | | | | | | | |
| Supreme Court | COLR | O | X | O | O | O | X | X | O | O |
| Court of Appeals | IAC | O | X | O | O | O | X | X | O | O |
| MAINE: | | | | | | | | | | |
| Supreme Judicial Court Sitting as Law Court | COLR | X | O | O | O | X | O | X (if remanded) | O | X (if new appeal) |
| MARYLAND: | | | | | | | | | | |
| Court of Appeals | COLR | O | X | O | O | X (if direct appeal) | X (IAC if appeal from IAC) | O | O | X |
| Court of Special Appeals | IAC | O | X | O | O | X | O | O | O | X |
| MASSACHUSETTS: | | | | | | | | | | |
| Supreme Judicial Court | COLR | O | X | O | O | X | O | X | O | O |
| Appeals Court | IAC | O | X | O | O | X | O | O | X (if originally dismissed as premature) | O |

(continued on next page)

FIGURE B: Methods of Counting Cases in State Appellate Courts, 2001 (continued)

| State/Court name: | Court type | Case counted at: | | | | Case filed with: | | Does the court count reinstated/reopened cases in its count of new filings? | | |
|--------------------------------------|------------|---|------------------|--------------------|-------------------------|------------------|-----------------|---|--------|--------------------------------|
| | | Filing of | | | | Trial court | Appellate court | No | Rarely | Yes, or frequently as new case |
| | | Notice of appeal | The trial record | Record plus briefs | Other point | | | | | |
| MICHIGAN: | | | | | | | | | | |
| Supreme Court | COLR | X | O | O | O | O | X | X | O | X |
| | | | | | | | | (if remanded w/jurisdiction retained) | X | (if new appeal) |
| Court of Appeals | IAC | X | O | O | O | O | X | O | O | X |
| MINNESOTA: | | | | | | | | | | |
| Supreme Court | COLR | X | O | O | O | O | X | X | O | O |
| Court of Appeals | IAC | X | O | O | O | O | X | X | O | O |
| MISSISSIPPI: | | | | | | | | | | |
| Supreme Court | COLR | X | O | O | O | X | O | IDENTIFIED SEPARATELY | | |
| Court of Appeals | IAC | O | O | O | X | O | O | IDENTIFIED SEPARATELY | | |
| | | | | | (when assigned by COLR) | | | | | |
| MISSOURI: | | | | | | | | | | |
| Supreme Court | COLR | X | O | O | O | X | O | X | O | O |
| Court of Appeals | IAC | X | O | O | O | X | O | X | O | O |
| MONTANA: | | | | | | | | | | |
| Supreme Court | COLR | X | O | O | O | X | O | X | O | O |
| | | (notice plus any other filing: fee, record, motion) | | | | | | | | |
| NEBRASKA: | | | | | | | | | | |
| Supreme Court | COLR | X | O | O | O | X | O | X | O | O |
| Court of Appeals | IAC | X | O | O | O | X | O | X | O | O |
| NEVADA: | | | | | | | | | | |
| Supreme Court | COLR | X | O | O | O | O | X | IDENTIFIED SEPARATELY | | |
| NEW HAMPSHIRE: | | | | | | | | | | |
| Supreme Court | COLR | X | O | O | O | X | X | X | O | O |
| | | | | | | | | (if remanded & jurisdiction retained) | | |
| NEW JERSEY: | | | | | | | | | | |
| Supreme Court | COLR | X | O | O | O | O | X | IDENTIFIED SEPARATELY | | |
| Appellate Division of Superior Court | IAC | X | O | O | O | O | X | IDENTIFIED SEPARATELY | | |

(continued on next page)

FIGURE B: Methods of Counting Cases in State Appellate Courts, 2001 (continued)

| State/Court name: | Court type | Case counted at: | | | | Case filed with: | | Does the court count reinstated/reopened cases in its count of new filings? | | |
|--------------------------------------|------------|-------------------------------|------------------|--------------------|---------------------------------|-------------------------|--------------------------------|---|--------|----------------------------------|
| | | Filing of | | | | Trial court | Appellate court | No | Rarely | Yes, or frequently as new case |
| | | Notice of appeal | The trial record | Record plus briefs | Other point | | | | | |
| NEW MEXICO: | | | | | | | | | | |
| Supreme Court | COLR | O | O | O | X (within 30 days of notice) | X | O | X | O | O |
| Court of Appeals | IAC | O | O | O | X (within 30 days of notice) | X | O | IDENTIFIED SEPARATELY | | |
| NEW YORK: | | | | | | | | | | |
| Court of Appeals | COLR | X | O | O | O | X | O | O | O | X |
| Appellate Divisions of Supreme Court | IAC | O | X | O | O | X | O | X (if remitted for specific issues) | O | X (if remanded for new trial) |
| Appellate Terms of Supreme Court | IAC | O | X | O | O | X | O | X | O | O |
| NORTH CAROLINA: | | | | | | | | | | |
| Supreme Court | COLR | O | X | O | O | X (if direct appeal) | X (COLR if appeal from IAC) | X (if petition to rehear) | X | O |
| Court of Appeals | IAC | O | X | O | O | X | O | X (if reconsidering dismissal) | X | O |
| NORTH DAKOTA: | | | | | | | | | | |
| Supreme Court | COLR | X | O | O | O | X | O | O | O | X |
| OHIO: | | | | | | | | | | |
| Supreme Court | COLR | X | O | O | O | O | IAC | X | O | O |
| Court of Appeals | IAC | X | O | O | O | X* | O | X | O | O |
| OKLAHOMA: | | | | | | | | | | |
| Supreme Court | COLR | X* | O | O | O | X | O | X* | O | X* |
| Court of Criminal Appeals | COLR | O (notice plus transcript) | X | O | O | X | O | X* | O | X* |
| Court of Civil Appeals | IAC | O | O | O | TRANSFER | O | COLR | X* | O | X* |
| OREGON: | | | | | | | | | | |
| Supreme Court | COLR | X | O | O | O | O | X | IDENTIFIED SEPARATELY | | |
| Court of Appeals | IAC | X | O | O | O | O | X | IDENTIFIED SEPARATELY | | |

(continued on next page)

FIGURE B: Methods of Counting Cases in State Appellate Courts, 2001 (continued)

| State/Court name: | Court type | Case counted at: | | | | Case filed with: | | Does the court count reinstated/reopened cases in its count of new filings? | | |
|---------------------------|------------|---------------------------|------------------|--------------------|---|------------------|----------------------------------|---|----------------------|--------------------------------|
| | | Filing of | | | | Trial court | Appellate court | No | Rarely | Yes, or frequently as new case |
| | | Notice of appeal | The trial record | Record plus briefs | Other point | | | | | |
| PENNSYLVANIA: | | | | | | | | | | |
| Supreme Court | COLR | X (direct appeal only) | O | O | X (discretionary certiorari granted) | X | X | X (if re-instated to enforce order) | X (if new appeal) | O O |
| Superior Court | IAC | X | O | O | O | X | O | X | O | O |
| Commonwealth Court | IAC | X | O | O | O | X | X | O (ADM. AGY.) | O | X |
| PUERTORICO: | | | | | | | | | | |
| Supreme Court | COLR | X | O | O | O | X | X | YES, IDENTIFIED SEPARATELY | | |
| Circuit Court of Appeals | IAC | X | O | O | O | X | X | YES, IDENTIFIED SEPARATELY | | |
| RHODE ISLAND: | | | | | | | | | | |
| Supreme Court | COLR | O | X | O | O | O | X | O | O | X |
| SOUTH CAROLINA: | | | | | | | | | | |
| Supreme Court | COLR | O | X | O | O | X | X | X | O | O |
| Court of Appeals | IAC | O | O | O | TRANSFER | O | O | X | O | O |
| SOUTH DAKOTA: | | | | | | | | | | |
| Supreme Court | COLR | X | O | O | O | X | O | X | O | O |
| TENNESSEE: | | | | | | | | | | |
| Supreme Court | COLR | X | O | O | O | O | X | IDENTIFIED SEPARATELY | | |
| Court of Appeals | IAC | X | O | O | O | O | X (Court of Appeals) | IDENTIFIED SEPARATELY | | |
| Court of Criminal Appeals | IAC | X | O | O | O | O | X (Court of Criminal Appeals) | IDENTIFIED SEPARATELY | | |
| TEXAS: | | | | | | | | | | |
| Supreme Court | COLR | X | O | O | O | O | X | IDENTIFIED SEPARATELY | | |
| Court of Criminal Appeals | COLR | O | O | O | X (any first filing) | X | X (Court of Crim. Appeals) | IDENTIFIED SEPARATELY | | |
| Court of Appeals | IAC | X | O | O | O | X | O | IDENTIFIED SEPARATELY | | |
| UTAH: | | | | | | | | | | |
| Supreme Court | COLR | X | O | O | O | O | X (ADM. AGY.) | O | O | O |
| Court of Appeals | IAC | X | O | O | O | X | X | O | X | O |

(continued on next page)

FIGURE B: Methods of Counting Cases in State Appellate Courts, 2001 (continued)

| State/Court name: | Court type | Case counted at: | | | | Case filed with: | | Does the court count reinstated/reopened cases in its count of new filings? | | |
|--------------------------|------------|------------------|------------------|--------------------|--------------------------|------------------|-----------------|---|--------|--|
| | | Filing of | | | | Trial court | Appellate court | No | Rarely | Yes, or frequently as new case |
| | | Notice of appeal | The trial record | Record plus briefs | Other point | | | | | |
| VERMONT: | | | | | | | | | | |
| Supreme Court | COLR | X | O | O | O | X | O | X | O | X |
| | | | | | | | | (if dismissed & reinstated) | | (if after final decision or if statistical period has ended) |
| VIRGINIA: | | | | | | | | | | |
| Supreme Court | COLR | X | O | O | O | O | X | X | O | O |
| Court of Appeals | IAC | X | O | O | O | X | O | X | O | O |
| WASHINGTON: | | | | | | | | | | |
| Supreme Court | COLR | X | O | O | O | X | O | X | O | O |
| Court of Appeals | IAC | X | O | O | O | X | O | X | O | O |
| WEST VIRGINIA: | | | | | | | | | | |
| Supreme Court of Appeals | COLR | X | O | O | O | X | O | X | O | O |
| | | | | | | | | (counted as new filings as of 8/86) | | |
| WISCONSIN: | | | | | | | | | | |
| Supreme Court | COLR | O | O | O | X | O | X | O | O | X |
| | | | | | (when accepted by court) | | | | | |
| Court of Appeals | IAC | X | O | O | O | X | O | O | O | X |
| WYOMING: | | | | | | | | | | |
| Supreme Court | COLR | O | X | O | O | O | X | X | O | O |

ADM. AGY. = Administrative agency cases only.
 CR = Criminal cases only.
 CV = Civil cases only.
 DP = Death penalty cases only.
 COLR = Court of last resort.
 IAC = Intermediate appellate court.
 X = Yes
 O = No

California-Supreme Court: Cases are counted at the notice of appeal for discretionary review cases from the IAC.

Kansas: Cases are counted at the docketing, which occurs 21 days after a notice of appeal is filed in the trial court.

Ohio-Court of Appeals: The clerk of the trial court is also the clerk of the Court of Appeals.

Oklahoma: The notice of appeal refers to the petition in error. The courts do not count reinstated cases as new filings, but do count any subsequent appeal of an earlier decided case as a new filing.

FOOTNOTES*

Arizona-Supreme Court: Civil cases are counted when the fee is paid within 30 days after trial record is filed.

Arizona-Court of Appeals: Civil cases are counted when the fee is paid within 30 days after trial record is filed. Juvenile/industrial/habeas corpus cases are counted at receipt of notice or at receipt of the trial record.

Source: State administrative offices of the courts.

FIGURE C: Dollar Amount Jurisdiction for Original Tort, Contract, Real Property Rights, and Small Claims Filings in State Trial Courts, 2001

| State/Court name: | Jurisdiction | Unlimited dollar amount | Limited dollar amount | Small claims | | | |
|------------------------------|--------------|---|--|--------------------------|-------------|-----------------------|----------------------|
| | | torts, contracts, real property | torts, contracts, real property | Maximum dollar amount | Jury trials | Summary procedures | Lawyers permitted |
| | | Minimum/maximum | Minimum/maximum | | | | |
| ALABAMA: | | | | | | | |
| Circuit Court | G | \$3,000/No maximum | - | - | - | - | - |
| District Court | L | - | \$3,000/\$10,000 | \$3,000 | No | Yes | Optional |
| ALASKA: | | | | | | | |
| Superior Court | G | 0/No maximum | - | - | - | - | - |
| District Court | L | - | 0/\$50,000 | \$7,500 | No | Yes | Yes |
| ARIZONA: | | | | | | | |
| Superior Court | G | \$5,000-\$10,000/No maximum | - | - | - | - | - |
| Justice of the Peace Court | L | - | 0/ \$5,000-\$10,000 | \$2,500 | No | Yes | No |
| ARKANSAS: | | | | | | | |
| Circuit Court | G | \$100/No maximum | - | - | - | - | - |
| District Court | L | - | 0/\$5,000 (contract and personal property) | \$5,000 | No | Yes | No |
| CALIFORNIA: | | | | | | | |
| Superior Court | G | \$25,000/No maximum | 0/\$25,000 (limited jurisdiction division) | \$5,000 | No | Yes | No |
| COLORADO: | | | | | | | |
| District Court | G | 0/No maximum | - | - | - | - | - |
| Water Court | G | 0/No maximum | - | - | - | - | - |
| County Court | L | - | 0/\$10,000 | \$5,000 | No | Yes | No |
| CONNECTICUT: | | | | | | | |
| Superior Court | G | 0/No maximum | - | \$2,500 | No | Yes | Yes |
| DELAWARE: | | | | | | | |
| Court of Chancery | G | 0/No maximum | - | - | - | - | - |
| Superior Court | G | 0/No maximum | - | - | - | - | - |
| Court of Common Pleas | L | - | 0/\$50,000 | - | - | - | - |
| Justice of the Peace Court | L | - | 0/\$15,000 | \$15,000 | No | Yes | Yes |
| DISTRICT OF COLUMBIA: | | | | | | | |
| Superior Court | G | \$5,001/No maximum (No minimum for real property) | - | \$5,000 | Yes | Yes | Yes |
| FLORIDA: | | | | | | | |
| Circuit Court | G | \$15,001/No maximum | - | - | - | - | - |
| County Court | L | - | \$5,001/\$15,000 | \$5,000 | Yes | Yes | Yes |

(continued on next page)

FIGURE C: Dollar Amount Jurisdiction for Original Tort, Contract, Real Property Rights, and Small Claims Filings in State Trial Courts, 2001
(continued)

| State/Court name: | Jurisdiction | Unlimited dollar amount | Limited dollar amount | Small claims | | | |
|--|--------------|------------------------------------|--|--|-------------|-----------------------|----------------------|
| | | torts, contracts, real property | torts, contracts, real property | Maximum dollar amount | Jury trials | Summary procedures | Lawyers permitted |
| | | Minimum/maximum | Minimum/maximum | | | | |
| GEORGIA: | | | | | | | |
| Superior Court | G | 0/No maximum | - | No max | Yes | No | Yes |
| State Court | L | 0/No maximum (No real property) | - | No max | Yes | No | Yes |
| Civil Court (Bibb & Richmond counties only) | L | - | 0/\$7,500 - 0/\$25,000 (Bibb) - (Richmond) | \$25,000 | Yes | Yes | Yes |
| Magistrate Court | L | - | 0/\$5,000 (No real property) | \$5,000 | No | Yes | Yes |
| Municipal Court (Columbus) | L | - | 0/\$15,000 | \$15,000 | Yes | Yes | Yes |
| HAWAII: | | | | | | | |
| Circuit Court | G | \$10,000/No maximum | - | - | - | - | - |
| District Court | L | - | 0/\$20,000 (No maximum in summary possession or ejectment) | \$3,500 (Except in residential security de- posit cases) | No | Yes | Yes |
| IDAHO: | | | | | | | |
| District Court | G | 0/No maximum | - | - | - | - | - |
| Magistrates Division | L | - | 0/\$10,000 | \$4,000 | No | Yes | No |
| ILLINOIS: | | | | | | | |
| Circuit Court | G | 0/No maximum | - | \$2,500 | Yes | Yes | Yes |
| INDIANA: | | | | | | | |
| Superior Court and Circuit Court | G | 0/No maximum | - | \$3,000 | No | Yes | Yes |
| County Court | L | - | 0/\$10,000 | \$3,000 | No | Yes | Yes |
| Small Claims Court of Marion County | L | - | - | \$6,000 | No | Yes | Yes |
| City Court | L | - | 0/\$500- \$3,000 (No real property) | - | - | - | - |
| IOWA: | | | | | | | |
| District Court | G | 0/No maximum | - | \$4,000 | No | Yes | Yes |
| KANSAS: | | | | | | | |
| District Court | G | 0/No maximum | - | \$1,800 | No | Yes | No |
| KENTUCKY: | | | | | | | |
| Circuit Court | G | \$4,000/No maximum | - | - | - | - | - |
| District Court | L | - | 0/\$4,000 | \$1,500 | No | Yes | Yes |
| LOUISIANA: | | | | | | | |
| District Court | G | 0/No maximum | - | - | - | - | - |
| City Court, Parish Court (New Orleans City Court) | L | - | 0/\$15,000 | \$2,000 | No | Yes | Yes |
| Justice of the Peace Court | L | - | 0/\$20,000 | \$2,000 | No | Yes | Yes |
| | L | - | 0/\$2,000 | \$2,000 | No | Yes | Yes |

(continued on next page)

FIGURE C: Dollar Amount Jurisdiction for Original Tort, Contract, Real Property Rights, and Small Claims Filings in State Trial Courts, 2001
(continued)

| State/Court name: | Jurisdiction | Unlimited dollar amount | Limited dollar amount | Small claims | | | |
|----------------------------|--------------|--------------------------------------|--|--------------------------|-------------|-----------------------|----------------------|
| | | torts, contracts, real property | torts, contracts, real property | Maximum dollar amount | Jury trials | Summary procedures | Lawyers permitted |
| | | Minimum/maximum | Minimum/maximum | | | | |
| MAINE: | | | | | | | |
| Superior Court | G | 0/No maximum | - | - | - | - | - |
| District Court | L | 0/No maximum | - | \$4,500 | No | Yes | Yes |
| MARYLAND: | | | | | | | |
| Circuit Court | G | \$2,500/No maximum | - | - | - | - | - |
| District Court | L | 0/No maximum (only real property) | \$2,500/\$25,000 (only tort, contract) | \$2,500 | No | Yes | Yes |
| MASSACHUSETTS: | | | | | | | |
| Superior Court | G | 0/No maximum | - | - | - | - | - |
| Housing Court | L | 0/No maximum | - | \$2,000 | No | No | Yes |
| District Court | L | 0/No maximum | - | \$2,000 | Yes | Yes | Yes |
| Boston Municipal Court | L | 0/No maximum | - | \$2,000 | Yes | Yes | Yes |
| MICHIGAN: | | | | | | | |
| Circuit Court | G | \$25,000/No maximum | - | - | - | - | - |
| District Court | L | - | 0/\$25,000 | \$3,000 | No | Yes | No |
| Municipal Court | L | - | 0/\$1,500 (\$3,000 if approved by local funding unit) | \$100 | No | Yes | No |
| MINNESOTA: | | | | | | | |
| District Court | G | 0/No maximum | - | \$7,500 | No | Yes | Yes |
| MISSISSIPPI: | | | | | | | |
| Circuit Court | G | \$200/No maximum | - | - | - | - | - |
| County Court | L | - | 0/\$75,000 | - | - | - | - |
| Justice Court | L | - | 0/\$2,500 | - | - | - | - |
| MISSOURI: | | | | | | | |
| Circuit Court | G | 0/No maximum | - | - | - | - | - |
| (Associate Division) | L | - | 0/\$25,000 | \$3,000 | No | Yes | Yes |
| MONTANA: | | | | | | | |
| District Court | G | \$50/No maximum | - | - | - | - | - |
| Justice of the Peace Court | L | - | 0/\$7,000 | \$3,000 | No | Yes | No |
| Municipal Court | L | - | 0/\$7,000 | \$3,000 | No | Yes | No |
| City Court | L | - | 0/\$7,000 | \$3,000 | No | Yes | No |
| NEBRASKA: | | | | | | | |
| District Court | G | 0/No maximum | - | - | - | - | - |
| County Court | L | - | 0/\$15,000 | \$2,100 | No | Yes | No |
| NEVADA: | | | | | | | |
| District Court | G | \$7,500/No maximum | - | - | - | - | - |
| Justice Court | L | - | 0/\$7,500 | \$5,000 | No | Yes | Yes |
| Municipal Court | L | - | 0/\$2,500 | - | - | - | - |
| NEW HAMPSHIRE: | | | | | | | |
| Superior Court | G | \$1,500/No maximum | - | - | - | - | - |
| District Court | L | - | 0/\$25,000 (up to \$50,000 with Supreme Court approval) | \$5,000 | No | Yes | Yes |

(continued on next page)

FIGURE C: Dollar Amount Jurisdiction for Original Tort, Contract, Real Property Rights, and Small Claims Filings in State Trial Courts, 2001
(continued)

| State/Court name: | Jurisdiction | Unlimited dollar amount | Limited dollar amount | Small claims | | | |
|--|--------------|--|--|--------------------------|-------------|-----------------------|----------------------|
| | | torts, contracts, real property | torts, contracts, real property | Maximum dollar amount | Jury trials | Summary procedures | Lawyers permitted |
| | | Minimum/maximum | Minimum/maximum | | | | |
| NEW JERSEY: | | | | | | | |
| Superior Court (Law Division and Chancery Division) | G | 0/No maximum | - | - | - | - | - |
| (Law Division, Special Civil Part) | L | - | 0/\$10,000 | \$2,000 | No | Yes | Yes |
| NEW MEXICO: | | | | | | | |
| District Court | G | 0/No maximum | - | - | - | - | - |
| Magistrate Court | L | - | 0/\$5,000 | - | - | - | - |
| Metropolitan Court of Bernalillo County | L | - | 0/\$5,000 | - | - | - | - |
| NEW YORK: | | | | | | | |
| Supreme Court | G | 0/No maximum | - | - | - | - | - |
| County Court | G | - | 0/\$25,000 | - | - | - | - |
| Civil Court of the City of New York | L | - | 0/\$25,000 | \$3,000 | - | Yes | Yes |
| City Court | L | - | 0/\$15,000 | \$3,000 | - | Yes | Yes |
| District Court | L | - | 0/\$15,000 | \$3,000 | - | Yes | Yes |
| Court of Claims | L | 0/No maximum | - | - | - | - | - |
| Town Court and Village Justice Court | L | - | 0/\$3,000 | \$3,000 | - | Yes | Yes |
| NORTH CAROLINA: | | | | | | | |
| Superior Court | G | \$10,000/No maximum | - | - | - | - | - |
| District Court | L | - | 0/\$10,000 | \$4,000 | No | Yes | Yes |
| NORTH DAKOTA: | | | | | | | |
| District Court | G | 0/No maximum | - | \$5,000 | No | Yes | Yes |
| OHIO: | | | | | | | |
| Court of Common Pleas | G | \$500/No maximum | - | - | - | - | - |
| County Court | L | - | 0/\$15,000 | \$2,000 | No | Yes | Yes |
| Municipal Court | L | - | 0/\$15,000 | \$2,000 | No | Yes | Yes |
| OKLAHOMA: | | | | | | | |
| District Court | G | 0/No maximum | - | \$3,000 | Yes | Yes | Yes |
| OREGON: | | | | | | | |
| Circuit Court | G | \$751/No maximum | - | \$5,000 | - | - | - |
| Justice Court | L | - | - | \$5,000 | No | Yes | No |
| PENNSYLVANIA: | | | | | | | |
| Court of Common Pleas | G | 0/No maximum | - | - | - | - | - |
| District Justice Court | L | - | 0/\$8,000 | - | - | - | - |
| Philadelphia Municipal Court | L | - | 0/\$10,000 (real property jurisdiction only) | \$10,000 | No | Yes | Yes |
| Pittsburgh City Magistrates Court | L | 0/No maximum (real property jurisdiction only) | - | - | - | - | - |

(continued on next page)

FIGURE C: Dollar Amount Jurisdiction for Original Tort, Contract, Real Property Rights, and Small Claims Filings in State Trial Courts, 2001
(continued)

| State/Court name: | Jurisdiction | Unlimited dollar amount torts, contracts, real property | Limited dollar amount torts, contracts, real property | Maximum dollar amount | Small claims | | |
|--|--------------|---|---|-----------------------|--------------|--------------------|-------------------|
| | | Minimum/maximum | Minimum/maximum | | Jury trials | Summary procedures | Lawyers permitted |
| PUERTORICO: | | | | | | | |
| Court of First Instance Superior Division | G | - | - | - | - | - | - |
| District Subsection | | \$0/No maximum | - | - | - | - | - |
| Municipal Division | | - | \$3,001/\$50,000 | - | - | - | - |
| | | - | 0/\$3,000 | - | - | - | - |
| RHODE ISLAND: | | | | | | | |
| Superior Court | G | \$5,000/No maximum | - | - | - | - | - |
| District Court | L | - | \$1,500/\$5,000-\$10,000 | \$1,500 | No | Yes | Yes |
| SOUTH CAROLINA: | | | | | | | |
| Circuit Court | G | 0/No maximum | - | - | - | - | - |
| Magistrate Court | L | - | 0/\$7,500 (No max. in landlord-tenant) | \$7,500 | Yes | Yes | Yes |
| SOUTH DAKOTA: | | | | | | | |
| Circuit Court | G | 0/No maximum | - | \$8,000 | No | Yes | Yes |
| TENNESSEE: | | | | | | | |
| Circuit Court, Chancery Court | G | \$50/No maximum | - | - | - | - | - |
| General Sessions Court | L | 0/No maximum (Forcible entry, detainer, and in actions to recover personal property) | 0/\$15,000 (All civil actions in counties with population under 700,000); 0/\$25,000 (All civil actions in counties with population over 700,000) | \$15,000-25,000 | No | Yes | Yes |
| TEXAS: | | | | | | | |
| District Court | G | \$200/No maximum | - | - | - | - | - |
| County Court at Law, Constitutional County Court | L | - | \$200/varies | - | - | - | - |
| Justice of the Peace Court | L | - | 0/\$5,000 | \$5,000 | Yes | Yes | Yes |
| UTAH: | | | | | | | |
| District Court | G | 0/No maximum | - | - | - | - | - |
| Justice Court | L | - | 0/\$5,000 | \$5,000 | No | Yes | Yes |
| VERMONT: | | | | | | | |
| Superior Court | G | 0/No maximum | - | - | - | - | - |
| District Court | G | - | - | \$3,500 | Yes | Yes | Yes |
| VIRGINIA: | | | | | | | |
| Circuit Court | G | \$3,000/No maximum | - | - | - | - | - |
| District Court | L | - | 0/\$15,000 | - | - | - | - |
| WASHINGTON: | | | | | | | |
| Superior Court | G | 0/No maximum | - | - | - | - | - |
| District Court | L | - | 0/\$50,000 | \$2,500 | No | Yes | No |
| WEST VIRGINIA: | | | | | | | |
| Circuit Court | G | \$300/No maximum | - | - | - | - | - |
| Magistrate Court | L | - | 0/\$5,000 | - | - | - | - |

(continued on next page)

FIGURE C: Dollar Amount Jurisdiction for Original Tort, Contract, Real Property Rights, and Small Claims Filings in State Trial Courts, 2001
(continued)

| State/Court name: | Jurisdiction | Unlimited dollar amount | Limited dollar amount | Small claims | | | |
|----------------------------|--------------|------------------------------------|------------------------------------|--------------------------|-------------|-----------------------|----------------------|
| | | torts, contracts, real property | torts, contracts, real property | Maximum dollar amount | Jury trials | Summary procedures | Lawyers permitted |
| | | Minimum/maximum | Minimum/maximum | | | | |
| WISCONSIN: | | | | | | | |
| Circuit Court | G | 0/No maximum | - | \$5,000 | Yes | Yes | Yes |
| WYOMING: | | | | | | | |
| District Court | G | \$1,000-\$7,000/No maximum | - | - | - | - | - |
| County Court | L | - | 0/\$7,000 | \$3,000 | No | Yes | Yes |
| Justice of the Peace Court | L | - | 0/\$3,000 | \$3,000 | No | Yes | Yes |

JURISDICTION CODES:

- G = General jurisdiction court.
- L = Limited jurisdiction court.
- = Information not available.

Source: State administrative offices of the courts.

FIGURE D: Criminal Case Unit of Count Used by State Trial Courts, 2001

| State/Court name: | Jurisdiction | Point of counting a criminal case | Number of defendants | | Contents of charging document | | | |
|------------------------------|--------------|-----------------------------------|----------------------|-------------|-------------------------------|---|--|---|
| | | | One | One or more | Single charge | Single incident (set # of charges per case) | Single incident (unlimited # of charges) | One or more incidents |
| ALABAMA: | | | | | | | | |
| Circuit Court | G | Information/Indictment | X | | | | | X |
| District Court | L | Complaint | X | | | | | X |
| Municipal Court | L | Complaint | X | | | X | | |
| ALASKA: | | | | | | | | |
| Superior Court | G | Indictment | X | | multiple charges | | | X |
| District Court | L | Complaint | X | | multiple counts | | | X |
| ARIZONA: | | | | | | | | |
| Superior Court | G | Information/indictment | X | | | | | X |
| Justice of the Peace Court | L | Complaint | | | | Varies with jurisdiction* | | |
| Municipal Court | L | Complaint | | | | Varies with jurisdiction* | | |
| ARKANSAS: | | | | | | | | |
| Circuit Court | G | Information/indictment | X | | | | | X |
| District Court | L | Complaint | X | | | X | | |
| City Court | L | Complaint | X | | | X | | |
| CALIFORNIA: | | | | | | | | |
| Superior Court | G | Complaint/indictment | X | | | | | X |
| COLORADO: | | | | | | | | |
| District Court | G | Complaint | X | | | | | X |
| County Court | L | Complaint/summons | X | | | | | X |
| CONNECTICUT: | | | | | | | | |
| Superior Court | G | Information | X | | | | | (varies among local police departments) |
| DELAWARE: | | | | | | | | |
| Superior Court | G | Information/indictment | X | | | | | X |
| Family Court | L | Petition | X | | | | | X |
| Justice of the Peace Court | L | Complaint | X | | | X | | |
| Court of Common Pleas | L | Complaint | X | | | | | X |
| Alderman's Court | L | Complaint | X | | | X | | |
| DISTRICT OF COLUMBIA: | | | | | | | | |
| Superior Court | G | Complaint/information/indictment | X | | | | | X |
| FLORIDA: | | | | | | | | |
| Circuit Court | G | Information/indictment | X | | | | | (prosecutor decides) |
| County Court | L | Complaint | X | | | | | X |

(continued on next page)

FIGURE D: Criminal Case Unit of Count Used by State Trial Courts, 2001 (continued)

| State/Court name: | Jurisdiction | Point of counting a criminal case | Number of defendants | | Contents of charging document | | | |
|--|--------------|-----------------------------------|----------------------|-------------|-------------------------------|---|--|-------------------------|
| | | | One | One or more | Single charge | Single incident (set # of charges per case) | Single incident (unlimited # of charges) | One or more incidents |
| GEORGIA: | | | | | | | | |
| Superior Court | G | Indictment/accusation | | X | | | X | |
| State Court | L | Accusation/citation | | X | | | X | |
| Magistrate Court | L | Accusation/citation | X | | | | X | |
| Probate Court | L | Accusation/citation | X | | | | X | |
| Municipal Court | L | No data reported | | | | | | |
| Civil Court | L | No data reported | | | | | | |
| County Recorder's Court | L | No data reported | | | | | | |
| Municipal Courts and the City Court of Atlanta | L | No data reported | | | | | | |
| HAWAII: | | | | | | | | |
| Circuit Court | G | Complaint/indictment | X | | | | X | (most serious charge) |
| District Court | L | First appearance/information | X | | X | | | |
| IDAHO: | | | | | | | | |
| District Court | G | Information | | X | | | | X |
| Magistrates Division | L | Complaint | | X | | | | X |
| ILLINOIS: | | | | | | | | |
| Circuit Court | G | Complaint/information/indictment | | X | | | X | |
| INDIANA: | | | | | | | | |
| Superior Court and Circuit Court | G | Information/indictment | X | | | | X | (may not be consistent) |
| County Court | L | Information/complaint | X | | | | X | (may not be consistent) |
| City Court and Town Court | L | Information/complaint | X | | | | X | (may not be consistent) |
| IOWA: | | | | | | | | |
| District Court | G | Information/indictment | X | | | | X | |
| KANSAS: | | | | | | | | |
| District Court | G | First appearance | X | | | | X | |
| KENTUCKY: | | | | | | | | |
| Circuit Court | G | Information/indictment | X | | | | X | |
| District Court | L | Complaint/citation | X | | | | X | |
| LOUISIANA: | | | | | | | | |
| District Court | G | Information/indictment | Varies | | | | Varies | |
| City and Parish Court | L | Information/complaint | X | | X | | | |
| MAINE: | | | | | | | | |
| Superior Court | G | Information/indictment | X | | | | X | |
| District Court | L | Information/complaint | X | | X | | | |

(continued on next page)

FIGURE D: Criminal Case Unit of Count Used by State Trial Courts, 2001 (continued)

| State/Court name: | Jurisdiction | Point of counting a criminal case | Number of defendants | | Contents of charging document | | | |
|-------------------------------|--------------|-----------------------------------|----------------------|-------------|-------------------------------|---|--|---------------------------------------|
| | | | One | One or more | Single charge | Single incident (set # of charges per case) | Single incident (unlimited # of charges) | One or more incidents |
| MARYLAND: | | | | | | | | |
| Circuit Court | G | Information/indictment | X | | | | X | |
| District Court | L | Citation/information | X | | | | X | |
| MASSACHUSETTS: | | | | | | | | |
| Superior Court | G | Information/indictment | X | | | | | X |
| Housing Court | L | Complaint | X | | | | | X |
| District Court | L | Complaint | X | | | | | X |
| Boston Municipal Ct. | L | Complaint | X | | | | | X |
| MICHIGAN: | | | | | | | | |
| Circuit Court | G | Information | X | | | Varies, depending on prosecutor | | |
| District Court | L | Complaint | X | | | Varies, depending on prosecutor | | |
| Municipal Court | L | Complaint | X | | | Varies, depending on prosecutor | | |
| MINNESOTA: | | | | | | | | |
| District Court | G | First appearance | X | | | | X | |
| MISSISSIPPI: | | | | | | | | |
| Circuit Court | G | Indictment | X | | | | | X |
| County Court | L | Affidavit/accusation | X | | | | | X |
| Justice Court | L | Affidavit/accusation | X | | | | | X |
| MISSOURI: | | | | | | | | |
| Circuit Court | G | Information/indictment | | | X | | X | |
| (Associate Division) | L | Complaint/Information | | | X | | X | |
| MONTANA: | | | | | | | | |
| District Court | G | Information/indictment | | | X | | X | |
| Justice of Peace Court | L | Complaint | X | | | | X | |
| Municipal Court | L | Complaint | X | | | | X | |
| City Court | L | Complaint | X | | | | X | |
| NEBRASKA: | | | | | | | | |
| District Court | G | Information/indictment | X | | | | X | (not consistently observed statewide) |
| County Court | L | Information/complaint | X | | | | X | |
| NEVADA: | | | | | | | | |
| District Court | G | Information/indictment | X | | | | X | |
| Justice Court | L | Complaint | Varies | | | Varies, depending on prosecutor | | |
| Municipal Court | L | Complaint | Varies | | | Varies, depending on prosecutor | | |
| NEW HAMPSHIRE: | | | | | | | | |
| Superior Court | G | Information/indictment | X | | | X | | |
| District Court | L | Complaint | X | | | X | | |
| NEW JERSEY: | | | | | | | | |
| Superior Court (Law Division) | G | Accusation/indictment | X | | | | X | X |
| Municipal Court | L | Complaint | X | | | | X | X |

(continued on next page)

FIGURE D: Criminal Case Unit of Count Used by State Trial Courts, 2001 (continued)

| State/Court name: | Jurisdiction | Point of counting a criminal case | Number of defendants | | Contents of charging document | | | |
|--|--------------|---|----------------------|-------------|-------------------------------|--|--|-----------------------|
| | | | One | One or more | Single charge | Single incident (set # of charges per case) | Single incident (unlimited # of charges) | One or more incidents |
| NEW MEXICO: | | | | | | | | |
| District Court | G | Indictment/information | X | | | | | X |
| Magistrate Court | L | Complaint | X | | | | | X |
| Bernalillo County Metropolitan Court | L | Complaint | X | | | | | X |
| NEW YORK: | | | | | | | | |
| Supreme Court | G | Defendant/indictment | | X | | Varies depending on prosecutor | | |
| County Court | G | Defendant/indictment | | X | | Varies depending on prosecutor | | |
| Criminal Court of the City of New York | L | Defendant/docket | | X | | Varies depending on prosecutor | | |
| District Court and City Court | L | Defendant/docket | | X | | Varies depending on prosecutor | | |
| Town Court and Village Justice Court | L | Defendant/Docket | | X | | Varies depending on prosecutor | | |
| NORTH CAROLINA: | | | | | | | | |
| Superior Court | G | Transfer (from District Court) Indictment (when case originates in Superior Court) | X | | | Varies depending on prosecutor | | |
| District Court | L | Warrant/summons (includes citations, Magistrates order, misdemeanor statement of charges) | X | | | Varies depending on prosecutor | | |
| NORTH DAKOTA: | | | | | | | | |
| District Court | G | Information/indictment | X | | | Varies depending on prosecutor | | |
| Municipal Court | L | Complaint | X | | | X | | |
| OHIO: | | | | | | | | |
| Court of Common Pleas | G | Arraignment | X | | | | | X |
| County Court | L | Warrant/summons | X | | | | | X |
| Municipal Court | L | Warrant/summons | X | | | | | X |
| Mayor's Court | L | No data reported | | | | | | |
| OKLAHOMA: | | | | | | | | |
| District Court | G | Information/indictment | | X | | | | X |
| OREGON: | | | | | | | | |
| Circuit Court | G | Complaint/indictment | X | | | | | X |
| Justice Court | L | Complaint | | X | | (number of charges not consistent statewide) | | |
| Municipal Court | L | Complaint | | X | X | | | |
| PENNSYLVANIA: | | | | | | | | |
| Court of Common Pleas | G | Information/docket transcript | X | | | | | X |
| District Justice Court | L | Complaint | X | | | | | X |
| Philadelphia Municipal Court | L | Complaint | X | | | | | X |
| Pittsburgh City Magistrates Ct. | L | Complaint | X | | | | | X |
| PUERTO RICO: | | | | | | | | |
| Court of First Instance | G | Indictment | X | | X | | | |

(continued on next page)

FIGURE D: Criminal Case Unit of Count Used by State Trial Courts, 2001 (continued)

| State/Court name: | Jurisdiction | Point of counting a criminal case | Number of defendants | | Contents of charging document | | | |
|--|--------------|-----------------------------------|----------------------|-------------|-------------------------------|---|--|-----------------------|
| | | | One | One or more | Single charge | Single incident (set # of charges per case) | Single incident (unlimited # of charges) | One or more incidents |
| RHODE ISLAND: | | | | | | | | |
| Superior Court | G | Information/indictment | X | | | | | X |
| District Court | L | Complaint | X | | | | | X |
| SOUTH CAROLINA: | | | | | | | | |
| Circuit Court | G | Warrant/summons | X | | X | | | |
| Magistrate Court | L | Warrant/summons | X | | X | | | |
| Municipal Court | L | Warrant/summons | X | | X | | | |
| SOUTH DAKOTA: | | | | | | | | |
| Circuit Court | G | Complaint | X | | | | X | |
| TENNESSEE: | | | | | | | | |
| Circuit Court and Criminal Court | G | Information/indictment | X | | X | | | |
| General Sessions Court | L | No data reported | | | | | | |
| Municipal Court | L | No data reported | | | | | | |
| TEXAS: | | | | | | | | |
| District Court and Criminal District Court | G | Information/indictment | X | | | | X | |
| County-level Courts | L | Complaint/information | X | | | | X | |
| Municipal Court | L | Complaint | X | | X | | | |
| Justice of the Peace Court | L | Complaint | X | | X | | | |
| UTAH: | | | | | | | | |
| District Court | G | Information | | X | | | | X |
| Justice Court | L | Citation | X | | | | X | |
| VERMONT: | | | | | | | | |
| District Court | G | Arrest | X | | | | | X |
| VIRGINIA: | | | | | | | | |
| Circuit Court | G | Information/indictment | X | | X | | | |
| District Court | L | Warrant/summons | X | | X | | | |
| WASHINGTON: | | | | | | | | |
| Superior Court | G | (Original) Information | X | | | | | X |
| District Court | L | Complaint/citation | X | | | X | (Typically no more than 3 charges) | |
| Municipal Court | L | Complaint/citation | X | | | X | | |
| WEST VIRGINIA: | | | | | | | | |
| Circuit Court | G | Information/indictment | X | | | | | X |
| Magistrate Court | L | Complaint | | | X | | | X |
| Municipal Court | L | Complaint | X | | X | | | |
| WISCONSIN: | | | | | | | | |
| Circuit Court | G | Initial appearance | X | | | | | X |
| Municipal Court | L | Citation* | X | | X | | | |

(continued on next page)

FIGURE D: Criminal Case Unit of Count Used by State Trial Courts, 2001 (continued)

| State/Court name: | Jurisdiction | Point of counting a criminal case | Number of defendants | | Contents of charging document | | | |
|----------------------------|--------------|-----------------------------------|----------------------|-------------|-------------------------------|---|--|-----------------------|
| | | | One | One or more | Single charge | Single incident (set # of charges per case) | Single incident (unlimited # of charges) | One or more incidents |
| WYOMING: | | | | | | | | |
| District Court | G | Information/indictment | | X | | | | X |
| County Court | L | Citation/information | | X | | | | X |
| Justice of the Peace Court | L | Citation/information | | X | | | | X |
| Municipal Court | L | Citation/information | X | | X | | | |

JURISDICTION CODES:

G = General jurisdiction court.
L = Limited jurisdiction court.

FOOTNOTES*

Arizona-Varies in limited jurisdiction courts. Prosecutor can file long form. Long form can involve one or more defendants and/or charges. Misdemeanors can also be included on citations.

Wisconsin-Municipal Court-The court has exclusively civil jurisdiction, but its caseload includes first offense DWI/DUI cases. The *State Court Model Statistical Dictionary* treats all DWI/DUI cases as a subcategory of criminal cases.

Source: State administrative offices of the courts.

FIGURE E: Juvenile Unit of Count Used in State Trial Courts, 2001

| State/Court name: | Jurisdiction | Filings are counted | | Disposition counted | | Age at which juvenile jurisdiction transfers to adult courts |
|--|------------------------------|-----------------------|------------------------------------|-----------------------------|----------------------------|--|
| | | At intake or referral | At filing of petition or complaint | At adjudication of petition | At disposition of juvenile | |
| ALABAMA: | | | | | | |
| Circuit Court | G | | X | X | | 18 |
| District Court | L | | X | X | | 18 |
| ALASKA: | | | | | | |
| Superior Court | G | | X | X | | 18 |
| ARIZONA: | | | | | | |
| Superior Court | G | | X | X | | 18 |
| ARKANSAS: | | | | | | |
| Circuit Court | G | | X | | X | 18 |
| CALIFORNIA: | | | | | | |
| Superior Court | G | | X | X | | 18 |
| COLORADO: | | | | | | |
| District Court (includes Denver Juvenile Court) | G | | X | | X | 18 |
| CONNECTICUT: | | | | | | |
| Superior Court | G | X | | | X | 16 |
| DELAWARE: | | | | | | |
| Family Court | L (special) | | X | X | | 18 |
| DISTRICT OF COLUMBIA: | | | | | | |
| Superior Court | G | X | | | X | 18* |
| FLORIDA: | | | | | | |
| Circuit Court | G | | X | X | | 18 |
| GEORGIA: | | | | | | |
| Juvenile Court | L (special) | | X | | X | 17* |
| HAWAII: | | | | | | |
| Circuit Court | G (Family Court Division) | X | | X | | 16 |
| IDAHO: | | | | | | |
| District Court | G | | X | X | | 18 |
| Magistrates Division | L | | X | X | | 18 |
| ILLINOIS: | | | | | | |
| Circuit Court | G | | X | | X | 17 (15 for first-degree murder, aggravated criminal sexual assault, armed robbery, robbery with a firearm, and unlawful use of weapons on school grounds) |

(continued on next page)

FIGURE E: Juvenile Unit of Court Used in State Trial Courts, 2001 (continued)

| State/Court name: | Jurisdiction | Filings are counted | | Disposition counted | | Age at which juvenile jurisdiction transfers to adult courts |
|----------------------------------|--------------|-----------------------|------------------------------------|------------------------------------|----------------------------|--|
| | | At intake or referral | At filing of petition or complaint | At adjudication of petition | At disposition of juvenile | |
| INDIANA: | | | | | | |
| Superior Court and Circuit Court | G | | X | X | | 18 |
| Probate Court | L | | X | X | | 18 |
| IOWA: | | | | | | |
| District Court | G | | X | Disposition data are not collected | | 18 |
| KANSAS: | | | | | | |
| District Court | G | | X | | X | 18 14 (for traffic violation) 16 (for fish and game) 10 (if waived to adult status) |
| KENTUCKY: | | | | | | |
| District Court | L | | X | X | | 18 |
| LOUISIANA: | | | | | | |
| District Court | G | | X | X | | 17 |
| Family Court and Juvenile Court | G | | X | X | | 17 |
| City Court | L | | X | X | | (15 for first- and second-degree murder, manslaughter, and aggravated rape) 16 (for armed robbery, aggravated burglary, and aggravated kidnapping) |
| MAINE: | | | | | | |
| District Court | L | | X | | X | 18 |
| MARYLAND: | | | | | | |
| Circuit Court | G | | X | | X | 18 |
| District Court | L | | X | | X | 18 |
| MASSACHUSETTS: | | | | | | |
| District Court | L | | X | X | | 17 |
| Juvenile Court | L | | X | X | | 17 |
| MICHIGAN: | | | | | | |
| Probate Court | L | | X | | X | 17 |
| MINNESOTA: | | | | | | |
| District Court | G | | X | X | | 18 |

(continued on next page)

FIGURE E: Juvenile Unit of Count Used in State Trial Courts, 2001 (continued)

| State/Court name: | Jurisdiction | Filings are counted | | Disposition counted | | Age at which juvenile jurisdiction transfers to adult courts |
|-------------------------|--------------|-----------------------|------------------------------------|-----------------------------|----------------------------|---|
| | | At intake or referral | At filing of petition or complaint | At adjudication of petition | At disposition of juvenile | |
| MISSISSIPPI: | | | | | | |
| County Court | L | | X | X | | 18 |
| Family Court | L | | X | X | | 18 |
| MISSOURI: | | | | | | |
| Circuit Court | G | | X | X | | 17 |
| MONTANA: | | | | | | |
| District Court | G | | X | | X | 18 |
| NEBRASKA: | | | | | | |
| Separate Juvenile Court | L | | X | | X | 18 |
| County Court | L | | X | | X | 18 |
| NEVADA: | | | | | | |
| District Court | G | | Varies by district | | Varies by district | 18* |
| NEW HAMPSHIRE: | | | | | | |
| District Court | L | | X | | X | 17 16 (for traffic violation) 15 (for some felony charges) |
| NEW JERSEY:* | | | | | | |
| Superior Court | G | X | | | X | 18 complaint |
| NEW MEXICO: | | | | | | |
| District Court | G | | X | X | | 18 |
| NEW YORK: | | | | | | |
| Family Court | L | | X | | X | 16 (except for specified felonies, 13, 14, 15) |
| NORTH CAROLINA: | | | | | | |
| District Court | L | | X (first filing only) | X | | 16 (age 13 or older may be transferred (after notice hearing and court finds probable cause) only as follows: if the offense is first degree murder, the court must transfer jurisdiction; for other felony-level offenses, the court may exercise discretion to transfer jurisdiction.) |
| NORTH DAKOTA: | | | | | | |
| District Court | G | | X | | X | 18 |
| OHIO: | | | | | | |
| Court of Common Pleas | G | | X (warrant) | | X | 18 |

(continued on next page)

FIGURE E: Juvenile Unit of Count Used in State Trial Courts, 2001 (continued)

| State/Court name: | Jurisdiction | Filings are counted | | Disposition counted | | Age at which juvenile jurisdiction transfers to adult courts |
|---|--------------|-----------------------|------------------------------------|------------------------------|----------------------------|---|
| | | At intake or referral | At filing of petition or complaint | At adjudication of petition | At disposition of juvenile | |
| OKLAHOMA: District Court | G | | X (case number) | X | | 18 |
| OREGON: Circuit Court | G | | X | Dispositions are not counted | | 18* |
| County Court | L | | X | | | 18 |
| PENNSYLVANIA: Court of Common Pleas | G | X (delinquency) | X (dependency) | X | | 18 |
| PUERTORICO: Court of First Instance | G | | X | | X | 18 (but court keeps authority until processed minor turns 21) |
| RHODE ISLAND: Family Court | L | | X | X | | 18 |
| SOUTH CAROLINA: Family Court | L | | X | X | | 17 |
| SOUTH DAKOTA: Circuit Court | G | X | | X | | 18 |
| TENNESSEE: General Sessions Court | L | | | | | (Data are reported with Juvenile Court data) |
| Juvenile Court | L | X | | | X | |
| TEXAS: District Court | G | | X | | X | 17 |
| County Court at Law, Constitutional County Court, Probate Court | L | | X | | X | 17 |
| UTAH: Juvenile Court | L | | X | | X | 18 |
| VERMONT: Family Court | G | | X | | X | 16* |
| VIRGINIA: District Court | L | | X | | X | 18 |
| WASHINGTON: Superior Court | G | | X | X | | 18 |
| WEST VIRGINIA: Circuit Court | G | | X | | X | 18 |
| WISCONSIN: Circuit Court | G | | X | X | | 17 |
| WYOMING: District Court | G | | X | X | | 19 |

(continued on next page)

FIGURE E: Juvenile Unit of Count Used in State Trial Courts, 2001 (continued)

JURISDICTION CODES:

G = General jurisdiction court.
L = Limited jurisdiction court.

FOOTNOTES*

Arkansas-At 14, if certain offenses are committed or other factors are involved (e.g., if offense is a felony if committed by an adult and juvenile has been adjudicated delinquent three times within the last two years for acts that would have been felonies if committed by an adult.

District of Columbia-Depending on the severity of the offense a juvenile between the ages of 16-18 can be charged as an adult.

Georgia-Age 18 for deprived juveniles. If 13 and certain offenses are committed (7), Superior Court has jurisdiction unless transferred to Juvenile Court.

Nevada-Unless certified at a younger age because of felony charged.

New Jersey-All signed juvenile delinquency complaints are filed with the court and are docketed upon receipt (and therefore counted). Once complaints have been docketed they are screened by Court Intake Services and decisions are made as to how complaints will be processed (e.g., diversion, court hearings, etc.).

Oregon-At age 15, if certain felony offenses are alleged. Up to age 21 for certain status offenses.

Vermont-At 10, if certain offenses are committed or other factors are involved.

Source: State administrative offices of the courts.

FIGURE F: State Trial Courts with Incidental Appellate Jurisdiction, 2001

| State/Court name: | Jurisdiction | Administrative Agency Appeals | Trial Court Appeals | | Type of Appeal | Source of Trial Court Appeal |
|---|--------------|-------------------------------|---------------------|----------|--------------------------|---|
| | | | Civil | Criminal | | |
| ALABAMA: Circuit Court | G | X | X | X | de novo | District, Probate, Municipal Courts |
| ALASKA: Superior Court | G | X | O | O | de novo | |
| | | X | X | X | on the record | District Court |
| ARIZONA: Superior Court | G | X | X | X | de novo (if no record) | Justice of the Peace, Municipal Court |
| ARKANSAS: Circuit Court | G | O | X | X | de novo | Court of Common Pleas, County, District, and City |
| CALIFORNIA: Superior Court | G | X | X | X | de novo on the record | Limited Jurisdiction Division |
| COLORADO: District Court | G | X | X | O | on the record | County and Municipal Court of Record |
| County Court | L | O | X | X | de novo not of record | Municipal Court |
| CONNECTICUT: Superior Court | G | X | X | O | de novo or on the record | Probate Court |
| DELAWARE: Superior Court | G | O | X (arbitration) | O | | Superior Court |
| | | O | O | X | on the record | Family Court |
| | | O | X | X | | Court of Common Pleas |
| | | O | O | X | de novo | Municipal Court of Wilmington |
| Court of Common Pleas | L | O | X | X | de novo | Justice of the Peace, Alderman's Courts |
| DISTRICT OF COLUMBIA: Superior Court | G | X | O | O | on the record | Office of Employee Appeals, Administrative Traffic Agency |
| FLORIDA: Circuit Court | G | O | X | O | de novo on the record | County Court |
| | | O | O | X | on the record | County Court |

(continued on next page)

FIGURE F: State Trial Courts with Incidental Appellate Jurisdiction, 2001 (continued)

| State/Court name: | Jurisdiction | Administrative Agency Appeals | Trial Court Appeals | | Type of Appeal | Source of Trial Court Appeal |
|----------------------------------|--------------|-------------------------------|---------------------|----------|---|--|
| | | | Civil | Criminal | | |
| GEORGIA: | | | | | | |
| Superior Court | G | X | X | O | de novo or on the record | Probate Court, Magistrate Court |
| | | O | O | X | de novo, on the record, or certiorari | Probate Court, Municipal Court, Magistrate Court, County Recorder's Court |
| State Court | L | O | X | O | certiorari on the record | Magistrate Court County Recorder's Court |
| | | O | O | X | | |
| HAWAII: | | | | | | |
| Circuit Court | G | X | O | O | de novo | |
| IDAHO: | | | | | | |
| District Court | G | X (small claims only) | X | X | de novo | Magistrates Division |
| | | O | X | O | on the record | Magistrates Division |
| ILLINOIS: | | | | | | |
| Circuit Court | G | X | O | O | on the record | |
| INDIANA: | | | | | | |
| Superior Court and Circuit Court | G | X | X | X | de novo | City and Town Courts |
| IOWA: | | | | | | |
| District Court | G | X | O | O | de novo | |
| | | O | X | X | on the record | Magistrates Division |
| KANSAS: | | | | | | |
| District Court | G | X | X | X | criminal on the record civil on the record | Criminal (from Municipal Court) Civil (from limited jurisdiction judge) |
| KENTUCKY: | | | | | | |
| Circuit Court | G | X | X | X | on the record | District Court |
| LOUISIANA: | | | | | | |
| District Court | G | X | X | X | on the record de novo | City and Parish Justice of the Peace, Mayor's Courts |
| MAINE: | | | | | | |
| Superior Court | G | X | X | X | on the record | District Court, |
| MARYLAND: | | | | | | |
| Circuit Court | G | X | X | X | de novo, on the record | District Court |

(continued on next page)

FIGURE F: State Trial Courts with Incidental Appellate Jurisdiction, 2001 (continued)

| State/Court name: | Jurisdiction | Administrative Agency Appeals | Trial Court Appeals | | Type of Appeal | Source of Trial Court Appeal |
|----------------------------------|--------------|-------------------------------|---------------------|-------------|---|--|
| | | | Civil | Criminal | | |
| MASSACHUSETTS: Superior Court | G | X | X | O | de novo, on the record | All limited jurisdiction courts |
| MICHIGAN: Circuit Court | G | X | X | X | de novo on the record | Municipal Court District, Municipal, and Probate Courts |
| MINNESOTA: District Court | G | O | X | | de novo | Conciliation Division |
| MISSISSIPPI: Circuit Court | G | X O O | X O X | X X X | on the record de novo de novo | County Court Municipal Courts Justice Courts |
| Chancery Court | L | X | X | X | on the record | Commission |
| MISSOURI: Circuit Court | G | X X | O X | O O | on the record de novo | Municipal Court, Associate Divisions |
| MONTANA: District Court | G | X O | X O | O X | de novo and on the record de novo | Justice of Peace, Municipal, City Courts, and State Boards |
| NEBRASKA: District Court | G | X O | O X | O X | de novo on the record on the record | County Court |
| NEVADA: District Court | G | X O O | X O O | X X X | on the record de novo on the record | Justice Court Municipal Court If Municipal Court is designated court of record |
| NEW HAMPSHIRE: Superior Court | G | X | O | X | de novo | District |
| NEW JERSEY: Superior Court | G | O | O | X | de novo on the record | Municipal Court |
| NEW MEXICO: District Court | G | X | X | X | de novo | Magistrate, Probate, Municipal, Bernalillo County Metropolitan Courts |

(continued on next page)

FIGURE F: State Trial Courts with Incidental Appellate Jurisdiction, 2001 (continued)

| State/Court name: | Jurisdiction | Administrative Agency Appeals | Trial Court Appeals | | Type of Appeal | Source of Trial Court Appeal |
|--|--------------|-------------------------------|---------------------|----------|---|---|
| | | | Civil | Criminal | | |
| NEW YORK: County Court | G | O | X | X | on the record | City, Town and Village Justice Courts |
| NORTH CAROLINA: Superior Court | G | X X | O O | X O | de novo de novo on the record on the record | District Court |
| District Court | L | X O | O X | O X | de novo | Magistrates |
| NORTH DAKOTA: District Court | G | X | O | O | on the record except for Municipal Court which is de novo | Municipal Court |
| OHIO: Court of Common Pleas | G | X | O | O | de novo and on the record | |
| County Court | L | O | O | X | de novo | Mayor's Court |
| Municipal Court | L | O | O | X | de novo | Mayor's Court |
| Court of Claims | L | X | O | O | de novo | |
| OKLAHOMA: District Court | G | X | O | X | de novo on the record | Municipal Court |
| Court of Tax Review | L | X | O | O | de novo on the record | Not of Record |
| OREGON: Circuit Court | G | X | X | X | on the record | County Court, Municipal Court, Justice Court |
| Tax Court | G | X | O | O | on the record | |
| PENNSYLVANIA: Court of Common Pleas | G | X | X | O | on the record | Philadelphia Municipal Court, District Justice, Philadelphia Traffic, Pittsburgh City |
| Magistrates Court | L | O | O | X | de novo | |
| PUERTO RICO: Court of First Instance | G | X | O | O | on the record | |
| RHODE ISLAND: Superior Court | G | X O | O X | O X | on the record de novo | District, Municipal, Probate Courts |
| District Court | L | X | O | O | on the record | |
| SOUTH CAROLINA: Circuit Court | G | X | X | X | de novo on the record | Magistrate, Probate, Municipal Courts |

(continued on next page)

FIGURE F: State Trial Courts with Incidental Appellate Jurisdiction, 2001 (continued)

| State/Court name: | Jurisdiction | Administrative Agency Appeals | Trial Court Appeals | | Type of Appeal | Source of Trial Court Appeal |
|---------------------------------------|--------------|-------------------------------|---------------------|-----------------------------------|-----------------------------------|--|
| | | | Civil | Criminal | | |
| SOUTH DAKOTA: | | | | | | |
| Circuit Court | G | X | O | O | de novo and on the record | Magistrates Division |
| | | O | X | X | de novo | |
| TENNESSEE: | | | | | | |
| Circuit, Criminal and Chancery Courts | G | X | X | X | de novo | General Sessions, Municipal, and Juvenile Courts |
| TEXAS: | | | | | | |
| District Court | G | X | X | O | de novo | Municipal Court not of record, Justice of the Peace Courts Municipal Court not of record, Justice of the Peace Courts Municipal Courts of record |
| County-level Courts | L | O | X | X | de novo | |
| | | | | | de novo on the record | |
| UTAH: | | | | | | |
| District Court | G | X | X | X | de novo | Justice Courts |
| VERMONT: | | | | | | |
| Superior Court | G | X | X | O | de novo or on the record | Probate Court; small claims appealed within Superior Court system |
| VIRGINIA: | | | | | | |
| Circuit Court | G | X O | O X | O X | on the record de novo | District Court |
| WASHINGTON: | | | | | | |
| Superior Court | G | X | X | X | de novo and de novo on the record | District, Municipal Courts |
| WEST VIRGINIA: | | | | | | |
| Circuit Court | G | X O | O X | O X | on the record de novo | Municipal Court Magistrate Court (if no jury trial) Magistrate Court (jury trials and preliminary hearings) |
| | | | X | X | on the record | |
| WISCONSIN: | | | | | | |
| Circuit Court | G | X | X | X (first offense DWI/DUI only) | de novo | Municipal Court |
| WYOMING: | | | | | | |
| District Court | G | X | X | X | de novo on the record | Justice of the Peace, Municipal, County Courts |

(continued on next page)

FIGURE F: State Trial Courts with Incidental Appellate Jurisdiction, 2001 (continued)

JURISDICTION CODES:

- G = General jurisdiction court.
- L = Limited jurisdiction court.
- = Information not available.
- X = Yes
- O = No

Definitions of types of appeal:

certiorari: An appellate court case category in which a petition is presented to an appellate court asking the court to review the judgment of a trial court or administrative agency, or the decision of an intermediate appellate court.

first instance: If dissatisfied with the de novo verdict of the judge, defendant can go before the jury.

de novo: An appeal from one trial court to another trial court that results in a totally new set of proceedings and a new trial court judgment.

de novo on the record: An appeal from one trial court to another trial court that is based on the record and results in a new trial court judgment.

on the record: An appeal from one trial court to another trial court in which procedural challenges to the original trial proceedings are claimed, and an evaluation of those challenges are made—there is not a new trial court judgment on the case.

Source: State administrative offices of the courts.

FIGURE G: Number of Authorized Judges/Justices in State Courts, 2001

| State: | Court(s) of last resort | Intermediate appellate court(s) | General jurisdiction court(s) | Limited jurisdiction court(s) |
|----------------------|-------------------------|---------------------------------|--|---|
| ALABAMA | 9 | 10 | 142 | 344 |
| ALASKA | 5 | 3 | 41 (includes 9 masters) | 78 (includes 60 magistrates) |
| ARIZONA | 5 | 22 | 161 (includes 1 part-time) | 230 (includes 85 justices of the peace, 60 part-time judges) |
| ARKANSAS | 7 | 12 | 115 | 204 |
| CALIFORNIA | 7 | 105 | 1,906 (includes 408 commissioners and referees) | - |
| COLORADO | 7 | 16 | 175 (includes 32 magistrates) | 351 |
| CONNECTICUT | 7 | 9 | 180 | 130 |
| DELAWARE | 5 | - | 24 (includes 1 chancellor & 4 vice-chancellors) | 91 (includes 58 justices of the peace, 1 chief magistrate, 8 aldermen) |
| DISTRICT OF COLUMBIA | 9 | - | 58 | - |
| FLORIDA | 7 | 62 | 493 | 269 |
| GEORGIA | 7 | 12 | 188 | 1,209 (includes 159 chief magistrates, 346 magistrates, & 33 associate juvenile court judges) |
| HAWAII | 5 | 4 | 45 (includes 17 family court judges) | 22 (excludes per diem judges) |
| IDAHO | 5 | 3 | 39* | 83* (magistrate judges) |
| ILLINOIS | 7 | 52 | 834 (includes 362 associate judges) | - |
| INDIANA | 5 | 16 (includes 1 tax court judge) | 296 | 88 |
| IOWA | 7 | 9 | 333 (includes 135 part-time magistrates, 12 associate juvenile judges, 1 associate probate judge, & 6 part-time alternate district associate judges) | - |
| KANSAS | 7 | 10 | 233 (includes 74 district magistrates) | 257 |
| KENTUCKY | 7 | 14 | 161 (includes 50 domestic relations commissioners) | 206 (includes 77 trial commissioners) |
| LOUISIANA | 7 | 54 | 235 (includes 11 commissioners) | 713 (includes 390 justices of the peace, 250 mayors) |
| MAINE | 7 | - | 16 | 49 (includes 16 part-time judges) |
| MARYLAND | 7 | 13 | 143 | 174 |
| MASSACHUSETTS | 7 | 25 | 82 | 296 |
| MICHIGAN | 7 | 28 | 210 | 370 |
| MINNESOTA | 7 | 16 | 260 | - |
| MISSISSIPPI | 9 | 10 | 49 | 475 (includes 191 justices of the peace & 45 chancellors) |
| MISSOURI | 7 | 32 | 346 (includes 32 commissioners) | 327 |

(continued on next page)

FIGURE G: Number of Authorized Judges/Justices in State Courts, 2001 (continued)

| State: | Court(s) of last resort | Intermediate appellate court(s) | General jurisdiction court(s) | Limited jurisdiction court(s) |
|----------------|-------------------------|---------------------------------|---|---|
| MONTANA | 7 | - | 46 | 114 (includes 33 justices of the peace that also serve on the city court) |
| NEBRASKA | 7 | 6 | 55 | 76 |
| NEVADA | 7 | - | 56 | 79 (includes 68 justices of the peace) |
| NEW HAMPSHIRE | 5 | - | 40 (includes 11 full-time marital masters) | 80 (includes 57 part-time judges) |
| NEW JERSEY | 7 | 32 | 428 (includes 21 surrogates) | 366 |
| NEW MEXICO | 5 | 10 | 72 | 195 |
| NEW YORK | 7 | 70 | 524 | 3,044 (includes 30 surrogates, 2,300 justices of the peace & 81 quasi-judicial staff) |
| NORTH CAROLINA | 7 | 15 | 205 (includes 100 clerks who hear uncontested probate) | 954 (includes 719 magistrates) |
| NORTH DAKOTA | 5* | - | 50 (includes 7 full-time and 1 part-time judicial referees) | 82 |
| OHIO | 7 | 68 | 375 | 686 (includes 428 mayors) |
| OKLAHOMA | 14 | 12 | 228 (includes 78 special judges) | 375 (includes part-time judges) |
| OREGON | 7 | 10 | 169 (includes 5 magistrates) | 178 (includes 30 justices of the peace) |
| PENNSYLVANIA | 7 | 24 | 394 | 588 (includes 550 district justices & 6 magistrates) |
| PUERTO RICO | 7 | 33 | 328 | - |
| RHODE ISLAND | 5 | - | 26 (includes 4 magistrates) | 112 (includes 13 magistrates) |
| SOUTH CAROLINA | 5 | 9 | 72 (includes 21 masters-in-equity) | 709 (includes 300 magistrates) |
| SOUTH DAKOTA | 5 | - | 38 | - |
| TENNESSEE | 5 | 24 | 151 (includes 33 chancellors) | 341 |
| TEXAS | 18 | 80 | 414 | 2,582 (includes 835 justices of the peace) |
| UTAH | 5 | 7 | 77 (includes 7 domestic court commissioners) | 149 (includes 123 justices of the peace & 1 commissioner) |
| VERMONT | 5 | - | 34 (includes 5 child support magistrates) | 23 (includes 18 part-time judges & 4 hearing officers) |
| VIRGINIA | 7 | 11 | 150 | 234 (includes 110 FTE juvenile & domestic relations judges) |
| WASHINGTON | 9 | 22 | 175 | 221 |
| WEST VIRGINIA | 5 | - | 65 | 280 (includes 158 magistrates & 122 part-time judges) |
| WISCONSIN | 7 | 16 | 241 | 226 |
| WYOMING | 5 | - | 17 | 104 (includes 7 part-time justices of the peace & 73 part-time judges) |
| Total | 356 | 984 | 11,195 | 17,764 |

- = The state does not have a court at the indicated level.

Note: This table identifies, in parentheses, all individuals who hear cases but are not titled judges/justices. Some states may have given the title "judge" to officials who are called magistrates, justices of the peace, etc., in other states.

Source: State administrative offices of the courts.

FOOTNOTES*

Idaho-The Magistrates Division of the District Court functions as a limited jurisdiction court.

North Dakota-A temporary court of appeals was established July 1, 1987 to exercise appellate and original jurisdiction as delegated by the supreme court. This court does not sit, has no assigned judges, has heard no appeals, and is currently unfunded.

FIGURE H: Method of Counting Civil Cases in State Trial Courts, 2001

| State/Court name: | Jurisdiction | Are reopened cases counted as new filings, or identified separately as reopened cases? | Qualifications or Conditions | Are enforcement/collection proceedings counted? If yes, are they counted separately from new case filings? | Are temporary injunctions counted? If yes, are they counted separately from new case filings? |
|------------------------------|--------------|--|--------------------------------|--|---|
| ALABAMA: | | | | | |
| Circuit Court | G | New filings | | No | No |
| District Court | L | New filings | | No | No |
| ALASKA: | | | | | |
| Superior Court | G | Reopened | | No | No |
| District Court | L | Reopened | | No | No |
| ARIZONA: | | | | | |
| Superior Court | G | New filings | | No | No |
| Justice of the Peace Court | L | New filings | | No | No |
| ARKANSAS: | | | | | |
| Circuit Court | G | Reopened | | No | No |
| CALIFORNIA: | | | | | |
| Superior Court | G | Reopened | Retried cases | No | No |
| COLORADO: | | | | | |
| District Court | G | Reopened | Post activities | No | No |
| Water Court | G | Reopened | Post activities | No | No |
| County Court | L | Reopened | Post activities | No | No |
| Municipal Court | L | NA | | NA | NA |
| CONNECTICUT: | | | | | |
| Superior Court | G | Not counted as either new filing or reopened case; only pending caseload is adjusted | | No | No If heard separately (rarely occurs) |
| DELAWARE: | | | | | |
| Court of Chancery | G | Reopened | | No | No |
| Superior Court | G | New filings reopened | If remanded Case rehearing | No | Yes/No |
| Justice of the Peace Court | L | New filings | | No | Yes/No |
| Family Court | L | New filings are heard separately Reopened if rehearing of total case | If part of original proceeding | No | No |
| Court of Common Pleas | L | New filings reopened | If remanded rehearing | No | No |
| DISTRICT OF COLUMBIA: | | | | | |
| Superior Court | G | Reopened | | Yes/No | Yes/No |
| FLORIDA: | | | | | |
| County Court | L | Reopened | | Yes/No | Yes/No |
| Circuit Court | G | Reopened | | Yes/No | Yes/No |

(continued on next page)

FIGURE H: Method of Counting Civil Cases in State Trial Courts, 2001 (continued)

| State/Court name: | Jurisdiction | Are reopened cases counted as new filings, or identified separately as reopened cases? | Qualifications or Conditions | Are enforcement/collection proceedings counted? If yes, are they counted separately from new case filings? | Are temporary injunctions counted? If yes, are they counted separately from new case filings? |
|-------------------------------------|--------------|--|------------------------------|--|---|
| GEORGIA: | | | | | |
| Superior Court | G | New filings | | Yes | No |
| Civil Court | L | NC | | NC | NC |
| State Court | L | New filings | | Yes | No |
| Probate Court | L | New filings | | NC | NC |
| Magistrate Court | L | New filings | | Yes | No |
| Municipal Court | L | NC | | NC | NC |
| HAWAII: | | | | | |
| Circuit Court | G | New filings | | Yes/Yes Special proceedings | Yes/Yes Circuit Court: Special proceedings |
| Family Court | G | New filings | | | Yes/No |
| District Court | L | New filings | | No | Yes/No (included as new case filing) |
| IDAHO: | | | | | |
| District Court | G | Reopened | | Yes/No | No |
| Magistrates Division | L | Reopened | | Yes/No | No |
| ILLINOIS: | | | | | |
| Circuit Court | G | Reopened | | No | No |
| INDIANA: | | | | | |
| Superior Court | G | Reopened | Redocketed | No | No |
| Circuit Court | G | Reopened | Redocketed | No | No |
| County Court | L | Reopened | Redocketed | No | No |
| City Court | L | NA | NA | NA | N/Applicable |
| Small Claims Court of Marion County | L | NA | NA | NA | NA |
| IOWA: | | | | | |
| District Court | G | New filings | | Yes/Yes | No |
| KANSAS: | | | | | |
| District Court | G | Reopened | | No | Yes/No |
| KENTUCKY: | | | | | |
| Circuit Court | G | Reopened | | No | Yes/Yes |
| District Court | L | Reopened | | No | Yes/Yes |
| LOUISIANA: | | | | | |
| District Court | G | New filings | | Yes/No | Yes/No |
| Juvenile Court | G | New filings | | Yes/No | No |
| Family Court | G | New filings | | No | No |
| City & Parish Courts | L | New filings | | Yes/Yes | No |
| MAINE: | | | | | |
| Superior Court | G | New filings | | No | Yes/No |
| District Court | L | NC | | No | No |
| Probate Court | L | NC | | No | No |

(continued on next page)

FIGURE H: Method of Counting Civil Cases in State Trial Courts, 2001 (continued)

| State/Court name: | Jurisdiction | Are reopened cases counted as new filings, or identified separately as reopened cases? | Qualifications or Conditions | Are enforcement/collection proceedings counted? If yes, are they counted separately from new case filings? | Are temporary injunctions counted? If yes, are they counted separately from new case filings? |
|----------------------------|--------------|--|--|--|---|
| MARYLAND: | | | | | |
| Circuit Court | G | Reopened, but included with new filings | | No | NA |
| District Court | L | NA | | NA | Yes/No |
| MASSACHUSETTS: | | | | | |
| Superior Court | G | NC | | NA | Yes/No |
| District Court | L | NC | | Yes/Yes | NA |
| Boston Municipal Court | L | NC | | Yes/Yes | NA |
| Housing Court | L | NC | | Yes/Yes | NA |
| Land Court | L | NC | | N/Applicable | NA |
| MICHIGAN: | | | | | |
| Court of Claims | G | Reopened | | No | No |
| Circuit Court | G | Reopened | | No | No |
| District Court | L | New filings | | NA | NA |
| Municipal Court | L | New filings | | NA | NA |
| MINNESOTA: | | | | | |
| District Court | G | Identified separately | No | No | |
| MISSISSIPPI: | | | | | |
| Circuit Court | G | Reopened | | Yes | Yes/No |
| Chancery Court | L | Reopened | | Yes | Yes/No |
| County Court | L | Varies from court to court | | Varies | Yes/No |
| Family Court | L | Varies from court to court | | Varies | Varies |
| Justice Court | L | Varies from court to court | | Varies | Varies |
| MISSOURI: | | | | | |
| Circuit Court | G | New filings | | Yes/No | Yes/No |
| MONTANA: | | | | | |
| District Court | G | New filings | | Yes/Yes | Yes/No |
| Justice of the Peace Court | L | NA | | NA | NA |
| Municipal Court | L | NA | | NA | NA |
| City Court | L | NA | | NA | NA |
| NEBRASKA: | | | | | |
| District Court | G | Reopened | | No | No |
| County Court | L | Reopened | | No | No |
| NEVADA: | | | | | |
| District Court | G | Reopened | May not be reopened but refers back to original case | Varies/Varies | Varies |
| NEW HAMPSHIRE: | | | | | |
| Superior Court | G | Reopened | | Yes/No | No |
| District Court | L | NC | | No | No |

(continued on next page)

FIGURE H: Method of Counting Civil Cases in State Trial Courts, 2001 (continued)

| State/Court name: | Jurisdiction | Are reopened cases counted as new filings, or identified separately as reopened cases? | Qualifications or Conditions | Are enforcement/collection proceedings counted? If yes, are they counted separately from new case filings? | Are temporary injunctions counted? If yes, are they counted separately from new case filings? |
|---|--------------|--|------------------------------|--|---|
| NEW JERSEY: | | | | | |
| Superior Court: Family | G | Reopened | | Yes/Yes | Yes/No (except for domestic violence) |
| Civil, General Equity, and Criminal Divisions | G | Reopened | | No | No |
| NEW MEXICO: | | | | | |
| District Court | G | Reopened | | Yes/Yes | No |
| Magistrate Court | L | Reopened | | No | No |
| Metropolitan Court of Bernalillo County | L | Reopened | | No | No |
| NEW YORK: | | | | | |
| Supreme Court | G | Reopened | | Yes/No | Yes/No |
| County Court | L | NC | | No | No |
| Court of Claims | L | NC | | No | No |
| Family Court | L | Reopened | | Yes/No | No |
| District Court | L | NC | | No | No |
| City Court | L | NC | | No | No |
| Civil Court of the City of New York | L | NC | | No | No |
| Town & Village Justice Court | L | NC | | No | No |
| NORTH CAROLINA: | | | | | |
| Superior Court | G | NC | | No | No |
| District Court | L | NC | | Yes/No | No |
| NORTH DAKOTA: | | | | | |
| District Court | G | Reopened | | Yes/Yes | Yes/Yes |
| OHIO: | | | | | |
| Court of Common Pleas | G | Reopened | | Yes/No (are counted separately in domestic relations cases) | Yes/No |
| Municipal Court | L | Reopened | | Yes | Yes |
| County Court | L | Reopened | | Yes | Yes |
| Court of Claims | L | NA | | NA | NA |
| OKLAHOMA: | | | | | |
| District Court | G | Reopened | | No | No |
| OREGON: | | | | | |
| Circuit Court | G | Reopened, not counted | | Yes/No | Yes/No |
| Justice Court | L | NA | | NA | NA |
| Municipal Court | L | NA | | NA | NA |
| PENNSYLVANIA: | | | | | |
| Court of Common Pleas | G | Reopened | | No | No |
| District Justice Court | L | New filings | | NA | NA |
| PUERTO RICO: | | | | | |
| Court of First Instance | G | New filings | | Yes/No | No |

(continued on next page)

FIGURE H: Method of Counting Civil Cases in State Trial Courts, 2001 (continued)

| State/Court name: | Jurisdiction | Are reopened cases counted as new filings, or identified separately as reopened cases? | Qualifications or Conditions | Are enforcement/collection proceedings counted? If yes, are they counted separately from new case filings? | Are temporary injunctions counted? If yes, are they counted separately from new case filings? |
|-----------------------------|--------------|--|----------------------------------|--|---|
| RHODE ISLAND: | | | | | |
| Superior Court | G | Reopened | | No | Yes/No |
| District Court | L | Reopened | | No | Yes/Yes |
| Family Court | L | Reopened | | No | Yes/Yes |
| Probate Court | L | NA | | NA | NA |
| SOUTH CAROLINA: | | | | | |
| Circuit Court | G | Reopened | | No | No (Permanent |
| Family Court | L | Reopened | | No | No injunctions |
| Magistrate Court | L | Reopened | | No | No are counted |
| Probate Court | L | Reopened | | No | No as a new filing) |
| SOUTH DAKOTA: | | | | | |
| Circuit Court | G | NC | | No | Yes/No |
| TENNESSEE: | | | | | |
| Circuit Court | G | Reopened | (varies based on local practice) | | (varies based on local practice) |
| Chancery Court | G | Reopened | (varies based on local practice) | | (varies based on local practice) |
| General Sessions Court | L | Reopened | (varies based on local practice) | | (varies based on local practice) |
| TEXAS: | | | | | |
| District Court | G | Reopened | | No | No |
| Constitutional County Court | L | Reopened | | No | No |
| County Court at Law | L | Reopened | | No | No |
| Justice Court | L | New filings | | No | No |
| UTAH: | | | | | |
| District Court | G | NC | | No | Yes/No |
| Justice Court | L | NC | | No | Yes/No |
| VERMONT: | | | | | |
| Superior Court | G | Reopened | | No | Yes/No |
| District Court | G | Reopened | | No | Yes/No |
| Family Court | G | Reopened | | No | Yes/No |
| Probate Court | L | Reopened | | No | N/Applicable |
| VIRGINIA: | | | | | |
| Circuit Court | G | Reopened | Reinstated cases | | |
| District Court | L | New filings | | Yes/No | No |
| WASHINGTON: | | | | | |
| Superior Court | G | Reopened | | No | Yes/No |
| Municipal Court | L | New filings | | NA | NA |
| District Court | L | New filings | | No | NA |
| WEST VIRGINIA: | | | | | |
| Circuit Court | G | NC | | No | Yes/No |
| Magistrate Court | L | NC | | No | N/Applicable |

(continued on next page)

FIGURE H: Method of Counting Civil Cases in State Trial Courts, 2001 (continued)

| State/Court name: | Jurisdiction | Are reopened cases counted as new filings, or identified separately as reopened cases? | Qualifications or Conditions | Are enforcement/collection proceedings counted? If yes, are they counted separately from new case filings? | Are temporary injunctions counted? If yes, are they counted separately from new case filings? |
|----------------------------|--------------|--|--|--|---|
| WISCONSIN: | | | | | |
| Circuit Court | G | New filings | Identified with R (reopened) suffix, but included in total count | No | Yes/Yes |
| WYOMING: | | | | | |
| District Court | G | Reopened | | No | No |
| Justice of the Peace Court | L | Reopened | | No | NA |
| County Court | L | Reopened | | No | NA |

JURISDICTION CODES:

G = General Jurisdiction Court

L = Limited Jurisdiction Court

NA = Information is not available

NC = Information is not collected/counted

N/Applicable = Civil case types heard by this court are not applicable to this figure.

Source: State administrative offices of the courts.

Sate Court Caseload Tables

2001 State Court Caseload Tables

- 105 TABLE 1: Reported National Caseload for State Appellate Courts, 2001.
Mandatory jurisdiction cases and discretionary jurisdiction petitions
in courts of last resort and intermediate appellate courts.
- 106 TABLE 2: Reported Total Caseload for All State Appellate Courts, 2001.
Total mandatory cases, total discretionary petitions, and total discretionary petitions
granted that are filed and disposed. The number of and filed-per-judge figures for both
the sum of mandatory cases and discretionary petitions, and the sum of mandatory cases
and discretionary petitions granted. Court type and the point at which cases are counted.
- 117 TABLE 3: Selected Caseload and Processing Measures for Mandatory Cases in State
Appellate Courts, 2001. Court type. Filed and disposed cases. Disposed as a percent
of filed. Number of judges. Filed per judge. Filed per 100,000 total population.
- 123 TABLE 4: Selected Caseload and Processing Measures for Discretionary Petitions in State Appellate
Courts, 2001. Court type. Filed and disposed cases. Disposed as a percent of filed.
Number of judges. Filed per judge. Filed per 100,000 total population.
- 128 TABLE 5: Selected Caseload and Processing Measures for Discretionary Petitions Granted in State
Appellate Courts, 2001. Court type. Filed, filed granted, and granted disposed cases.
Granted as a percent of filed. Disposed as a percent of granted. Number of judges.
Filed granted per judge.
- 133 TABLE 6: Opinions Reported by State Appellate Courts, 2001.
Opinion unit of count. Composition of opinion count. Signed opinions.
Number of justices/judges. Number of opinions/judge. Number of lawyer support
personnel.
- 137 TABLE 7: Reported National Civil and Criminal Caseloads for State Trial Courts, 2001.
Civil and criminal cases in general jurisdiction and limited jurisdiction courts.
- 139 TABLE 8: Reported Grand Total State Trial Court Caseload, 2001.
Jurisdiction, parking, criminal unit of count, and support/custody codes.
Case filings and dispositions. Dispositions as a percentage of filings.
Filings per 100,000 total population.
- 147 TABLE 9: Reported Total State Trial Court Civil Caseload, 2001.
Jurisdiction, support/custody codes. Case filings and dispositions. Dispositions as
a percentage of filings. Filings per 100,000 total population.
- 155 TABLE 10: Reported Total State Trial Court Criminal Caseload, 2001.
Jurisdiction, criminal unit of count, and point of filing codes. Case filings
and dispositions. Dispositions as a percentage of filings. Filings per
100,000 adult population.
- 162 TABLE 11: Reported Total State Trial Court Traffic/Other Violation Caseload, 2001.
Jurisdiction, parking codes. Case filings and dispositions. Dispositions as a
percentage of filings. Filings per 100,000 total population.
- 168 TABLE 12: Reported Total State Trial Court Juvenile Caseload, 2001.
Jurisdiction, point of filing codes. Case filings and dispositions. Dispositions
as a percentage of filings. Filings per 100,000 juvenile population.
- 172 TABLE 13: Mandatory Caseload in State Appellate Courts, 1992-2001.
Case filings and dispositions, 1992-2001.
- 182 TABLE 14: Discretionary Petitions in State Appellate Courts, 1992-2001.
Case filings and dispositions, 1992-2001.
- 190 TABLE 15: Felony Caseload in State Trial Courts of General Jurisdiction, 1992-2001.
Case filings, 1992-2001.
- 194 TABLE 16: Tort Caseload in State Trial Courts of General Jurisdiction, 1992-2001.
Case filings, 1992-2001.

TABLE 1: Reported National Caseload for State Appellate Courts, 2001

| Reported Caseload | Filed | Disposed | |
|--|-----------------------|----------|---------|
| Courts of last resort: | | | |
| I. Mandatory jurisdiction appeals: | | | |
| A. Number of reported complete cases | 23,596 | 25,028 | |
| Number of courts reporting complete data | 41 | 41 | |
| B. Number of reported complete cases that include some discretionary petitions | 3,763 | 5,073 | |
| Number of courts reporting complete data with some discretionary petitions | 6 | 7 | |
| C. Number of reported cases that are incomplete | 344 | 0 | |
| Number of courts reporting incomplete data | 2 | 0 | |
| D. Number of reported cases that are incomplete and include some discretionary petitions | 861 | 889 | |
| Number of courts reporting incomplete data that include some discretionary petitions | 2 | 2 | |
| II. Discretionary jurisdiction petitions: | | | |
| A. Number of reported complete petitions | 58,904 | 53,375 | |
| Number of courts reporting complete petitions | 45 | 42 | |
| B. Number of reported complete petitions that include some mandatory cases | 0 | 4257 | |
| Number of courts reporting complete petitions that include some mandatory cases | 0 | 3 | |
| C. Number of reported petitions that are incomplete | 1,377 | 5238 | |
| Number of courts reporting incomplete petitions | 2 | 2 | |
| Intermediate appellate courts: | | | |
| I. Mandatory jurisdiction appeals: | | | |
| A. Number of reported complete cases | 119,841 | 129,024 | |
| Number of courts reporting complete data | 33 | 34 | |
| B. Number of reported complete cases that include some discretionary petitions | 35,453 | 41,828 | |
| Number of courts reporting complete data with some discretionary petitions | 10 | 10 | |
| C. Number of reported cases that are incomplete | 4,483 | 4,611 | |
| Number of courts reporting incomplete data | 2 | 1 | |
| II. Discretionary jurisdiction petitions: | | | |
| A. Number of reported complete petitions | 29,272 | 28,901 | |
| Number of courts reporting complete petitions | 20 | 20 | |
| B. Number of reported complete petitions that include some mandatory cases | 0 | 0 | |
| Number of courts reporting complete petitions that include some mandatory cases | 0 | 0 | |
| C. Number of reported petitions that are incomplete | 0 | 0 | |
| Number of courts reporting incomplete petitions | 0 | 0 | |
| Summary section for all appellate courts: | | | |
| | Reported Filings | | |
| | COLR | IAC | |
| | Total | | |
| A. Number of reported complete cases/petitions | 82,500 | 149,113 | 231,613 |
| B. Number of reported complete cases/petitions that include other case types | 3,763 | 35,453 | 39,216 |
| C. Number of reported cases/petitions that are incomplete | 1,721 | 4,483 | 6,204 |
| D. Number of reported cases/petitions that are incomplete and include other case types | 861 | 0 | 861 |
| Total | 88,845 | 189,049 | 277,894 |
| | Reported Dispositions | | |
| | COLR | IAC | Total |
| A. Number of reported complete cases/petitions | 78,403 | 157,925 | 236,328 |
| B. Number of reported complete cases/petitions that include other case types | 9,330 | 41,828 | 51,158 |
| C. Number of reported cases/petitions that are incomplete | 5,238 | 4,611 | 9,849 |
| D. Number of reported cases/petitions that are incomplete and include other case types | 889 | 0 | 889 |
| Total | 93,860 | 204,364 | 298,224 |

TABLE 2: Reported Total Caseload for All State Appellate Courts, 2001

| State/Court name: | TOTAL CASES FILED | | | | | | |
|--|-----------------------------|-------------------------------------|---|--|-----------------|--|-----------------|
| | Total mandatory cases filed | Total discretionary petitions filed | Total discretionary petitions filed granted | Sum of mandatory cases and discretionary petitions filed | | Sum of mandatory cases and discretionary petitions filed granted | |
| | | | | Number | Filed per judge | Number | Filed per judge |
| States with one court of last resort and one intermediate appellate court | | | | | | | |
| ALASKA | | | | | | | |
| Supreme Court | 294 | 192 | 5 | 486 | 97 | 299 | 60 |
| Court of Appeals | 272 | 36 | 0 | 308 | 103 | 272 | 91 |
| State Total | 566 | 228 | 5 | 794 | 99 | 571 | 71 |
| ARIZONA | | | | | | | |
| Supreme Court | 207 | 1,042 | NA | 1,249 | 250 | | |
| Court of Appeals | 3,367 | 95 | NA | 3,462 | 157 | | |
| State Total | 3,574 | 1,137 | | 4,711 | 174 | | |
| ARKANSAS | | | | | | | |
| Supreme Court | 401 C | (B) | 130 | 401 | 57 | 531 | 76 |
| Court of Appeals | 1,158 | 164 | 25 | 1,322 | 110 | 1,183 | 99 |
| State Total | 1,559 * | | 155 | 1,723 | 91 | 1,714 | 90 |
| CALIFORNIA | | | | | | | |
| Supreme Court | 31 | 8,860 | 85 A | 8,891 | 1,270 | 116 | 17 |
| Courts of Appeal | 14,728 | 8,654 | NA | 23,382 | 233 | | |
| State Total | 14,759 | 17,514 | | 32,273 | 288 | | |
| COLORADO | | | | | | | |
| Supreme Court | 89 A | 1,278 | NA | 1,367 | 195 | | |
| Court of Appeals | 2,335 | NJ | NJ | 2,335 | 146 | 2,335 | 146 |
| State Total | 2,424 * | 1,278 | | 3,702 | 161 | | |
| CONNECTICUT | | | | | | | |
| Supreme Court | 63 | 442 | 50 | 505 | 63 | 113 | 14 |
| Appellate Court | 1,109 B | NA | NA | | | | |
| State Total | 1,172 * | | | | | | |
| FLORIDA | | | | | | | |
| Supreme Court | 110 | 2,785 | NA | 2,895 | 414 | | |
| District Courts of Appeal | 19,183 | 1,301 | NA | 20,484 | 330 | | |
| State Total | 19,293 | 4,086 | | 23,379 | 339 | | |
| GEORGIA | | | | | | | |
| Supreme Court | 642 | 1,214 | 31 | 1,856 | 265 | 673 | 96 |
| Court of Appeals | 2,900 | 413 | NA | 3,313 | 276 | | |
| State Total | 3,542 | 1,627 | | 5,169 | 272 | | |
| HAWAII | | | | | | | |
| Supreme Court | 829 | 70 | 41 | 899 | 180 | 870 | 174 |
| Intermediate Court of Appeals | 225 | NJ | NJ | 225 | 56 | 225 | 56 |
| State Total | 1,054 | 70 | 41 | 1,124 | 125 | 1,095 | 122 |
| IDAHO | | | | | | | |
| Supreme Court | 460 C | 187 | NA | 647 | 129 | | |
| Court of Appeals | 561 | NJ | NJ | 561 | 187 | 561 | 187 |
| State Total | 1,021 * | 187 | | 1,208 | 151 | | |
| ILLINOIS ** | | | | | | | |
| Supreme Court | 820 | 2,325 | 125 | 3,145 | 449 | 945 | 135 |
| Appellate Court | 9,266 B | (B) | NA | 9,266 | 178 | | |
| State Total | 10,086 * | | | 12,411 | 210 | | |

TOTAL CASES DISPOSED

| <u>Total mandatory cases disposed</u> | <u>Total discretionary petitions disposed</u> | <u>Total discretionary petitions granted disposed</u> | <u>Sum of mandatory cases and discretionary petitions disposed</u> | <u>Sum of mandatory cases and discretionary petitions granted disposed</u> | <u>Courttype</u> | <u>Point at which cases are counted</u> |
|---------------------------------------|---|---|--|--|------------------|---|
| 325 | 166 | NA | 491 | | COLR | 1 |
| 303 | 38 | NA | 341 | | IAC | 1 |
| 628 | 204 | | 832 | | | |
| 189 | 1,170 | NA | 1,359 | | COLR | 6 |
| 3,593 | 101 | NA | 3,694 | | IAC | 6 |
| 3,782 | 1,271 | | 5,053 | | | |
| 428 C | (B) | 130 | 428 | 558 | COLR | 2 |
| 1,275 | 164 | 25 | 1,439 | 1,300 | IAC | 2 |
| 1,703 * | | 155 | 1,867 | 1,858 | | |
| 11 | 9,036 | 63 | 9,047 | 74 | COLR | 6 |
| 18,280 | 9,096 | NA | 27,376 | | IAC | 2 |
| 18,291 | 18,132 | | 36,423 | | | |
| (B) | 1,425 B | NA | 1,425 | | COLR | 1 |
| 2,414 | NJ | NJ | 2,414 | 2,414 | IAC | 1 |
| | 1,425 * | | 3,839 | | | |
| (B) | 475 B | NA | 475 | | COLR | 1 |
| 1,199 B | (B) | NA | 1,199 | | IAC | 1 |
| | | | 1,674 | | | |
| 123 | 2,809 | NA | 2,932 | | COLR | 1 |
| 19,204 | NA | NA | | | IAC | 1 |
| 19,327 | | | | | | |
| 618 | 1,205 | 34 | 1,823 | 652 | COLR | 2 |
| 2,864 | 451 | NA | 3,315 | | IAC | 2 |
| 3,482 | 1,656 | | 5,138 | | | |
| 688 | 68 | NA | 756 | | COLR | 2 |
| 198 | NJ | NJ | 198 | 198 | IAC | 2 |
| 886 | 68 | | 954 | | | |
| 461 C | 165 | NA | 626 | | COLR | 1 |
| 588 | NJ | NJ | 588 | 588 | IAC | 4 |
| 1,049 * | 165 | | 1,214 | | | |
| 655 | 2,051 | 0 | 2,706 | 655 | COLR | 1 |
| 8,570 B | (B) | NA | 8,570 | | IAC | 1 |
| 9,225 * | | | 11,276 | | | |

(continued on next page)

TABLE 2: Reported Total Caseload for All State Appellate Courts, 2001 (continued)

| State/Court name: | TOTAL CASES FILED | | | | | | |
|--------------------------|-----------------------------|-------------------------------------|---|--|-----------------|--|-----------------|
| | Total mandatory cases filed | Total discretionary petitions filed | Total discretionary petitions filed granted | Sum of mandatory cases and discretionary petitions filed | | Sum of mandatory cases and discretionary petitions filed granted | |
| | | | | Number | Filed per judge | Number | Filed per judge |
| IOWA | | | | | | | |
| Supreme Court | 1,006 B | (B) | NA | 1,006 | 126 | | |
| Court of Appeals | 1,068 | NJ | NJ | 1,068 | 119 | 1,068 | 119 |
| State Total | 2,074 * | | | 2,074 | 122 | | |
| KANSAS | | | | | | | |
| Supreme Court | 154 | 879 | 19 | 1,033 | 148 | 173 | 25 |
| Court of Appeals | 1,745 B | (B) | NA | 1,745 | 175 | | |
| State Total | 1,899 * | | | 2,778 | 163 | | |
| KENTUCKY | | | | | | | |
| Supreme Court | 379 | 763 | NA | 1,142 | 163 | | |
| Court of Appeals | 2,690 | 92 | NA | 2,782 | 199 | | |
| State Total | 3,069 | 855 | | 3,924 | 187 | | |
| LOUISIANA | | | | | | | |
| Supreme Court | 228 | 3,230 | 290 | 3,458 | 494 | 518 | 74 |
| Courts of Appeal | 3,733 | 5,926 | 1,532 | 9,659 | 179 | 5,265 | 98 |
| State Total | 3,961 | 9,156 | 1,822 | 13,117 | 215 | 5,783 | 95 |
| MARYLAND | | | | | | | |
| Court of Appeals | 255 A | 700 | 126 | 955 | 136 | 381 | 54 |
| Court of Special Appeals | 1,893 | 441 | 8 | 2,334 | 180 | 1,901 | 146 |
| State Total | 2,148 * | 1,141 | 134 | 3,289 | 164 | 2,282 | 114 |
| MASSACHUSETTS | | | | | | | |
| Supreme Judicial Court | 264 | 750 | 0 | 1,014 | 145 | 264 | 38 |
| Appeals Court | 1,731 | 751 | NA | 2,482 | 113 | | |
| State Total | 1,995 | 1,505 | | 3,496 | 121 | | |
| MICHIGAN | | | | | | | |
| Supreme Court | 2 | 2,262 | NA | 2,264 | 323 | | |
| Court of Appeals | 4,074 | 3,028 | NA | 7,102 | 254 | | |
| State Total | 4,076 | 5,290 | | 9,366 | 268 | | |
| MINNESOTA | | | | | | | |
| Supreme Court | 113 | 691 | 89 | 804 | 115 | 202 | 29 |
| Court of Appeals | 2,145 | 100 | NA | 2,245 | 140 | | |
| State Total | 2,258 | 791 | | 3,049 | 133 | | |
| MISSISSIPPI | | | | | | | |
| Supreme Court | 1,189 B | NA | 37 | | | 1,226 | 136 |
| Court of Appeals | 36 A | NA | 0 | | | 36 | 4 |
| State Total | 1,225 * | | 37 | | | 1,262 | 173 |
| MISSOURI | | | | | | | |
| Supreme Court | 250 | 752 | 40 | 1,002 | 143 | 290 | 41 |
| Court of Appeals | 3,611 | NJ | NJ | 3,611 | 113 | 3,611 | 113 |
| State Total | 3,861 | 752 | 40 | 4,613 | 118 | 3,091 | 100 |
| NEBRASKA | | | | | | | |
| Supreme Court | 77 | 209 | 65 | 286 | 41 | 142 | 20 |
| Court of Appeals | 1,347 B | (B) | NJ | 1,347 | 192 | 1,347 | 192 |
| State Total | 1,424 * | | 65 | 1,633 | 117 | 1,489 | 106 |

TOTAL CASES DISPOSED

| Total mandatory cases disposed | Total discretionary petitions disposed | Total discretionary petitions granted disposed | Sum of mandatory cases and discretionary petitions disposed | Sum of mandatory cases and discretionary petitions granted disposed | Court type | Point at which cases are counted |
|--------------------------------|--|--|---|---|------------|----------------------------------|
| 203 B | 2,201 | NA | 2,404 | | COLR | 1 |
| 874 | NJ | NJ | 874 | 874 | IAC | 4 |
| 1,077 * | 2,201 | | 3,278 | | | |
| 1,094 B | (B) | NA | 1,094 | | COLR | 5 |
| 1,868 B | (B) | NA | 1,868 | | IAC | 5 |
| 2,962 * | | | 2,962 | | | |
| 405 | 702 | NA | 1,107 | | COLR | 6 |
| 2,880 | 83 | NA | 2,963 | | IAC | 3 |
| 3,285 | 785 | | 4,070 | | | |
| 186 | 3,144 | 356 | 3,330 | 542 | COLR | 2 |
| 4,583 | 6,308 | 1,509 | 10,891 | 6,092 | IAC | 2 |
| 4,769 | 9,452 | 1,865 | 14,221 | 6,634 | | |
| 247 | 712 | NA | 959 | | COLR | 2 |
| 1,825 | 441 | NA | 2,266 | | IAC | 2 |
| 2,072 | 1,153 | | 3,225 | | | |
| 297 | 667 | NA | 964 | | COLR | 2 |
| 1,703 | 751 | NA | 2,454 | | IAC | 2 |
| 2,000 | 1,418 | | 3,418 | | | |
| (B) | 2,357 | NA | 2,357 | | COLR | 1 |
| 4,149 | (B) | NA | 4,149 | | IAC | 1 |
| | | | 6,506 | | | |
| 111 | 80 | 17 | 191 | 128 | COLR | 1 |
| 2,145 | 90 | 83 | 2,235 | 2,228 | IAC | 1 |
| 2,256 | 170 | 100 | 2,426 | 2,356 | | |
| 648 | 238 | NA | 886 | | COLR | 2 |
| 567 | NA | NA | | | IAC | 2 |
| 1,215 | | | | | | |
| 254 | 760 | 52 | 1,014 | 306 | COLR | 1 |
| 3,790 | NJ | NJ | 3,790 | 3,790 | IAC | 1 |
| 4,044 | 760 | 52 | 4,804 | 4,096 | | |
| NA | (B) | NA | | | COLR | 1 |
| 1,077 B | (B) | NJ | 1,077 | 1,077 | IAC | 1 |

(continued on next page)

TABLE 2: Reported Total Caseload for All State Appellate Courts, 2001 (continued)

| State/Court name: | TOTAL CASES FILED | | | | | | |
|------------------------------|-----------------------------|-------------------------------------|---|--|-----------------|--|-----------------|
| | Total mandatory cases filed | Total discretionary petitions filed | Total discretionary petitions filed granted | Sum of mandatory cases and discretionary petitions filed | | Sum of mandatory cases and discretionary petitions filed granted | |
| | | | | Number | Filed per judge | Number | Filed per judge |
| NEW JERSEY | | | | | | | |
| Supreme Court | 515 | 2,812 | 151 | 3,327 | 475 | 666 | 95 |
| Appellate Div. of Super. Ct. | 7,182 | 0 | NA | 7,182 | 224 | | |
| State Total | 7,697 | 2,812 | | 10,509 | 269 | | |
| NEW MEXICO *** | | | | | | | |
| Supreme Court | 54 | 531 | 32 | 585 | 117 | 86 | 17 |
| Court of Appeals | 833 | 70 | NA | 903 | 90 | | |
| State Total | 887 | 601 | | 1,488 | 99 | | |
| NORTH CAROLINA | | | | | | | |
| Supreme Court | 94 | 634 | 36 | 728 | 104 | 130 | 19 |
| Court of Appeals | 1,618 | 762 | 98 | 2,380 | 198 | 1,716 | 143 |
| State Total | 1,712 | 1,396 | 134 | 3,108 | 164 | 1,846 | 97 |
| OHIO | | | | | | | |
| Supreme Court | 675 | 1,609 | 121 | 2,284 | 326 | 796 | 114 |
| Courts of Appeals | 10,760 | NJ | NJ | 10,760 | 158 | 10,760 | 158 |
| State Total | 11,435 | 1,609 | 121 | 13,044 | 174 | 11,556 | 154 |
| OREGON | | | | | | | |
| Supreme Court | 349 | 908 | NA | 1,257 | 180 | | |
| Court of Appeals | 4,084 | NJ | NJ | 4,084 | 408 | 4,084 | 408 |
| State Total | 4,433 | 908 | | 5,341 | 314 | | |
| PUERTO RICO | | | | | | | |
| Supreme Court | 104 | 1,138 | NA | 1,242 | 177 | | |
| Circuit Court of Appeals | 1,382 | 3,890 | NA | 5,272 | 160 | | |
| State Total | 1,486 | 5,028 | | 6,514 | 163 | | |
| SOUTH CAROLINA | | | | | | | |
| Supreme Court | 329 | 1,042 | NA | 1,371 | 274 | | |
| Court of Appeals | 1,413 | NJ | NJ | 1,413 | 157 | 1,413 | 157 |
| State Total | 1,742 | 1,042 | | 2,784 | 199 | | |
| UTAH | | | | | | | |
| Supreme Court | 530 B | NA | NA | | | | |
| Court of Appeals | 732 B | (B) | NA | 732 | 105 | | |
| State Total | 1,262 * | | | | | | |
| VIRGINIA | | | | | | | |
| Supreme Court | (B) | 2,901 | 308 | 2,901 | 414 | 308 | 44 |
| Court of Appeals | 733 | 2,766 | 377 | 3,499 | 318 | 1,110 | 101 |
| State Total | | 5,667 | 685 | 6,400 | 356 | 1,418 | 79 |
| WASHINGTON | | | | | | | |
| Supreme Court | 73 B | 1,319 A | NA | 1,392 | 155 | | |
| Court of Appeals | 3,756 | 443 | NA | 4,199 | 191 | | |
| State Total | 3,829 * | 1,762 * | | 5,591 | 180 | | |
| WISCONSIN | | | | | | | |
| Supreme Court | 45 | 1,198 | 0 | 1,243 | 178 | | |
| Court of Appeals | 3,421 B | (B) | NA | 3,421 | 214 | | |
| State Total | 3,466 * | | | 4,664 | 203 | | |

TOTAL CASES DISPOSED

| Total mandatory cases disposed | Total discretionary petitions disposed | Total discretionary petitions granted disposed | Sum of mandatory cases and discretionary petitions disposed | Sum of mandatory cases and discretionary petitions granted disposed | Court type | Point at which cases are counted |
|--------------------------------|--|--|---|---|------------|----------------------------------|
| 508 | 2,901 | NA | 3,409 | | COLR | 1 |
| 7,354 | 0 | NA | 7,354 | | IAC | 1 |
| 7,862 | 2,901 | | 10,763 | | | |
| 48 | 532 | 22 | 580 | 70 | COLR | 5 |
| 893 B | (B) | NA | 893 | | IAC | 5 |
| 941 * | | | 1,473 | | | |
| 65 | 635 | 24 | 700 | 89 | COLR | 2 |
| 1,465 | 690 | NA | 2,155 | | IAC | 2 |
| 1,530 | 1,325 | | 2,855 | | | |
| 674 | 1,543 | NA | 2,217 | | COLR | 1 |
| 11,150 | NJ | NJ | 11,150 | 11,150 | IAC | 1 |
| 11,824 | 1,543 | | 13,367 | | | |
| 137 | 790 | (B) | 927 | 137 | COLR | 1 |
| 3,840 | NJ | NJ | 3,840 | 3,840 | IAC | 1 |
| 3,977 | 790 | | 4,767 | 3,977 | | |
| 130 | 1,143 | NA | 1,273 | | COLR | 1 |
| 1,486 | 3,954 | NA | 5,440 | | IAC | 1 |
| 1,616 | 5,097 | | 6,713 | | | |
| 422 | 1,164 | NA | 1,586 | | COLR | 2 |
| 1,547 | NJ | NJ | 1,547 | 1,547 | IAC | 4 |
| 1,969 | 1,164 | | 3,133 | | | |
| 548 B | NA | NA | | | COLR | 1 |
| 762 B | (B) | NA | 762 | | IAC | 1 |
| 1,310 * | | | | | | |
| (B) | 3,007 | 0 | 3,007 | 0 | COLR | 1 |
| 704 | 2,320 | NA | 3,024 | | IAC | 1 |
| | 5,327 | | 6,031 | | | |
| 59 B | 1,535 A | NA | 1,594 | | COLR | 6 |
| 3,879 | 458 | NA | 4,337 | | IAC | 6 |
| 3,938 * | 1,993 * | | 5,931 | | | |
| 45 | 1,192 | 97 | 1,237 | 142 | COLR | 6 |
| 3,519 B | (B) | NA | 3,519 | | IAC | 6 |
| 3,564 * | | | 4,756 | | | |

(continued on next page)

TABLE 2: Reported Total Caseload for All State Appellate Courts, 2001 (continued)

| State/Court name: | TOTAL CASES FILED | | | | | | |
|--|-----------------------------|-------------------------------------|---|--|-----------------|--|-----------------|
| | Total mandatory cases filed | Total discretionary petitions filed | Total discretionary petitions filed granted | Sum of mandatory cases and discretionary petitions filed | | Sum of mandatory cases and discretionary petitions filed granted | |
| | | | | Number | Filed per judge | Number | Filed per judge |
| States with no intermediate appellate court | | | | | | | |
| DELAWARE | | | | | | | |
| Supreme Court | 582 | 0 | NA | 582 | 116 | | |
| DISTRICT OF COLUMBIA | | | | | | | |
| Court of Appeals | 1,604 | 55 | 9 | 1,659 | 184 | 1,613 | 179 |
| MAINE | | | | | | | |
| Supreme Judicial Court | 529 B | (B) | NA | 529 | 76 | | |
| MONTANA | | | | | | | |
| Supreme Court | 562 | 347 | NA | 909 | 130 | | |
| NEVADA | | | | | | | |
| Supreme Court | 1,803 | NJ | NJ | 1,803 | 258 | 1,803 | 258 |
| NEW HAMPSHIRE | | | | | | | |
| Supreme Court | NJ | 766 | NA | 766 | 153 | | |
| NORTH DAKOTA | | | | | | | |
| Supreme Court | 285 | 22 | NA | 307 | 61 | | |
| RHODE ISLAND | | | | | | | |
| Supreme Court | 342 | 312 | 48 | 654 | 131 | 390 | 78 |
| SOUTH DAKOTA | | | | | | | |
| Supreme Court | 436 B | 58 A | NA | 494 | 99 | | |
| VERMONT | | | | | | | |
| Supreme Court | 592 | 26 | NA | 618 | 124 | | |
| WEST VIRGINIA | | | | | | | |
| Supreme Court of Appeals | NJ | 2,650 | 451 | 2,650 | 530 | 451 | 90 |
| WYOMING | | | | | | | |
| Supreme Court | 283 | NJ | NJ | 283 | 57 | 283 | 57 |

TOTAL CASES DISPOSED

| <u>Total mandatory cases disposed</u> | <u>Total discretionary petitions disposed</u> | <u>Total discretionary petitions granted disposed</u> | <u>Sum of mandatory cases and discretionary petitions disposed</u> | <u>Sum of mandatory cases and discretionary petitions granted disposed</u> | <u>Court type</u> | <u>Point at which cases are counted</u> |
|---------------------------------------|---|---|--|--|-------------------|---|
| 598 | 0 | NA | 598 | | COLR | 1 |
| 1,768 | 52 | NA | 1,820 | | COLR | 1 |
| 469 B | (B) | NA | 469 | | COLR | 1 |
| 588 | 322 | 81 | 910 | 669 | COLR | 1 |
| 2,001 | NJ | NJ | 2,001 | 2,001 | COLR | 2 |
| NJ | 1,014 | NA | 1,014 | | COLR | 1 |
| 318 | 30 | NA | 348 | | COLR | 1 |
| 396 | 266 | NA | 662 | | COLR | 1 |
| 480 B | (B) | NA | 480 | | COLR | 2 |
| 580 | 24 | NA | 604 | | COLR | 1 |
| NJ | 3,703 A | 45 | 3,703 | 45 | COLR | 1 |
| 271 | NJ | NJ | 271 | 271 | COLR | 1 |

(continued on next page)

TABLE 2: Reported Total Caseload for All State Appellate Courts, 2001 (continued)

| State/Court name: | TOTAL CASES FILED | | | | | | |
|---|-----------------------------|-------------------------------------|---|--|-----------------|--|-----------------|
| | Total mandatory cases filed | Total discretionary petitions filed | Total discretionary petitions filed granted | Sum of mandatory cases and discretionary petitions filed | | Sum of mandatory cases and discretionary petitions filed granted | |
| | | | | Number | Filed per judge | Number | Filed per judge |
| States with multiple appellate courts at any level | | | | | | | |
| ALABAMA | | | | | | | |
| Supreme Court | NA | NA | NA | | | | |
| Court of Civil Appeals | 1,301 | NJ | NJ | 1,301 | 260 | 1,301 | 260 |
| Court of Criminal Appeals | 2,704 | NJ | NJ | 2,704 | 541 | 2,704 | 541 |
| State Total | | | | | | | |
| INDIANA | | | | | | | |
| Supreme Court | 318 | 801 | NA | 1,119 | 224 | | |
| Court of Appeals | 1,938 | NA | 170 | | | 2,108 | 141 |
| Tax Court | 106 | NJ | NJ | 106 | 7 | 106 | 7 |
| State Total | 2,362 | | | | | | |
| NEW YORK | | | | | | | |
| Court of Appeals | 287 | 4,266 | NA | 4,553 | 650 | | |
| Appellate Div. of Sup. Ct. | 10,023 B | (B) | NA | 10,023 | 179 | | |
| Appellate Terms of Sup. Ct. | 1,843 B | (B) | NA | 1,843 | 123 | | |
| State Total | 12,153 * | | | 16,419 | 211 | | |
| OKLAHOMA**** | | | | | | | |
| Supreme Court | 1,339 | 502 | NA | 1,841 | 205 | | |
| Court of Criminal Appeals | 1,620 | NJ | NJ | 1,620 | 324 | 1,620 | 324 |
| Court of Appeals | 499 | NJ | NJ | 499 | 42 | 499 | 42 |
| State Total | 3,458 | 502 | | 3,960 | 152 | | |
| PENNSYLVANIA | | | | | | | |
| Supreme Court | 419 | 2,767 | NA | 3,186 | 455 | | |
| Superior Court | 7,839 | NJ | NJ | 7,839 | 523 | 7,839 | 523 |
| Commonwealth Court | 4,447 A | NA | NA | | | | |
| State Total | 12,705 * | | | | | | |
| TENNESSEE | | | | | | | |
| Supreme Court | 200 | 980 | 75 | 1,180 | 236 | 275 | 55 |
| Court of Criminal Appeals | 1,167 | 126 | 24 | 1,293 | 108 | 1,191 | 99 |
| Court of Appeals | 1,119 | 214 | 43 | 1,333 | 111 | 1,162 | 97 |
| State Total | 2,486 | 1,320 | 142 | 3,806 | 131 | 2,628 | 91 |
| TEXAS | | | | | | | |
| Supreme Court | 11 | 1,301 | 108 | 1,312 | 146 | 119 | 13 |
| Court of Criminal Appeals | 6,822 | 2,036 | 110 | 8,858 | 984 | 6,932 | 770 |
| Courts of Appeals | 11,700 | NJ | NJ | 11,700 | 146 | 11,700 | 146 |
| State Total | 18,533 | 3,337 | 218 | 21,870 | 223 | 18,751 | 191 |

COURT TYPE:

COLR = Court of last resort
 IAC = Intermediate appellate court

POINTS AT WHICH CASES ARE COUNTED:

1 = At the notice of appeal
 2 = At the filing of trial record
 3 = At the filing of trial record and complete briefs
 4 = At transfer
 5 = Other
 6 = Varies

TOTAL CASES DISPOSED

| Total mandatory cases disposed | Total discretionary petitions disposed | Total discretionary petitions granted disposed | Sum of mandatory cases and discretionary petitions disposed | Sum of mandatory cases and discretionary petitions granted disposed | Court type | Point at which cases are counted |
|--------------------------------|--|--|---|---|------------|----------------------------------|
| 2,220 B | NA | NA | | | COLR | 1 |
| 1,286 | NJ | NJ | 1,286 | 1,286 | IAC | 1 |
| 2,688 | NJ | NJ | 2,688 | 2,688 | IAC | 1 |
| 6,194 * | | | | | | |
| 323 | 748 | 70 | 1,071 | 393 | COLR | 6 |
| 2,024 | NA | 170 | | 2,194 | IAC | 6 |
| 300 | NJ | NJ | 300 | 300 | IAC | 6 |
| 2,647 | | 240 | | 2,887 | | |
| 176 | 4,314 | 115 | 4,490 | 291 | COLR | 1 |
| 17,660 B | (B) | NA | 17,660 | | IAC | 2 |
| 2,131 B | (B) | NA | 2,131 | | IAC | 2 |
| 19,967 * | | | 24,281 | | | |
| 1,625 | 502 | NA | 2,127 | | COLR | 1 |
| 1,604 | NJ | NJ | 1,604 | 1,604 | COLR | 2 |
| 737 | NJ | NJ | 737 | 737 | IAC | 4 |
| 3,966 | 502 | | 4,468 | | | |
| 658 | 2,693 | NA | 3,351 | | COLR | 6 |
| 7,944 | NJ | NJ | 7,944 | 7,944 | IAC | 1 |
| 4,611 A | NA | NA | | | IAC | 1 |
| 13,213 * | | | | | | |
| 340 | 982 | NA | 1,322 | | COLR | 1 |
| 1,218 | 88 | (B) | 1,306 | 1,218 | IAC | 1 |
| 1,187 | 152 | (B) | 1,339 | 1,187 | IAC | 1 |
| 2,745 | 1,222 | | 3,967 | | | |
| 15 | 1,297 | 103 | 1,312 | 118 | COLR | 1 |
| 6,979 | 2,128 | 102 | 9,107 | 7,081 | COLR | 5 |
| 13,129 | NJ | NJ | 13,129 | 13,129 | IAC | 1 |
| 20,123 | 3,425 | 205 | 23,548 | 20,328 | | |

NOTE:

NA = Indicates that the data are unavailable. Blank spaces indicate that a calculation is inappropriate.

NJ = This case type is not handled in this court.

() = **Mandatory and discretionary jurisdiction** cases cannot be separately identified. Data are reported within the jurisdiction where the court has the majority of its caseload.

(continued on next page)

TABLE 2: Reported Total Caseload for All State Appellate Courts, 2001 (continued)

QUALIFYING FOOTNOTES:

An absence of a qualifying footnote indicates that the data are complete.

* See the qualifying footnote for each court within the state. Each footnote has an effect on the state's total.

** Total mandatory cases filed and disposed in the Illinois Supreme Court do not include the **miscellaneous record cases**.

*** Total mandatory cases filed in the New Mexico Supreme Court do not include **petitions for extension of time** in criminal cases.

**** Oklahoma appellate data were not available for 2001. Data are repeated from 1998.

A: The following courts' data are incomplete:

California—Supreme Court—Total **discretionary petitions granted** filed data do not include **original proceedings**.

Colorado—Supreme Court—Total **mandatory** filed data do not include some reopened cases, some **disciplinary matters**, and some **interlocutory decisions**.

Maryland—Court of Appeals—Total **mandatory** filed data do not include some **civil, criminal, and original proceedings**.

Mississippi—Court of Appeals—Total **mandatory** filed data do not include some **civil, criminal, original proceedings, and interlocutory decisions**.

Pennsylvania—Commonwealth Court—Total **mandatory** filed and disposed data do not include some **administrative agency cases** and some **original proceedings**.

South Dakota—Supreme Court—Total **discretionary petitions** filed data do not include some **advisory opinions**, which are reported with **mandatory jurisdiction** cases.

Washington—Supreme Court—Total **discretionary petitions** filed and disposed data do not include some civil and criminal **discretionary petitions**.

B: The following courts' data are overinclusive:

Alabama—Supreme Court—Total **mandatory** disposed data include **discretionary petitions** that were disposed.

Colorado—Supreme Court—Total **discretionary petitions** disposed data include all **mandatory jurisdiction** cases.

Connecticut—Supreme Court—Total **discretionary petitions** disposed data include all **mandatory jurisdiction** cases.
—Appellate Court—Total **mandatory** filed and disposed data include **discretionary petitions**.

Illinois—Appellate Court—Total **mandatory** filed and disposed data include all **discretionary petitions**.

Iowa—Supreme Court—Total **mandatory** filed and disposed data include some **discretionary petitions**.

Kansas—Supreme Court—Total **mandatory** disposed data include **discretionary petitions** that were disposed.
—Court of Appeals—Total **mandatory** filed and disposed data include all **discretionary petitions**.

Maine—Supreme Judicial Court—Total **mandatory** filed and disposed data include **discretionary petitions**.

Mississippi—Supreme Court—Total **mandatory** filed data include all **discretionary petitions**.

Nebraska—Court of Appeals—Total **mandatory** filed and disposed data include all **discretionary petitions**.

New Mexico—Court of Appeals—Total **mandatory** disposed data include all **discretionary petitions**.

New York—Appellate Divisions of Supreme Court—Total **mandatory** filed and disposed data include all **discretionary petitions** that were disposed.

—Appellate Terms of Supreme Court—Total **mandatory** filed and disposed data include **discretionary petitions**.

South Dakota—Supreme Court—Total **mandatory** filed data include **discretionary advisory opinions**. Total **mandatory** disposed data include all **discretionary petitions** that were disposed.

Utah—Supreme Court—Total **mandatory** filed and disposed data include all **discretionary petitions**.

—Court of Appeals—Total **mandatory** filed and disposed data include all **discretionary petitions**.

Washington—Supreme Court—Total **mandatory** filed and disposed data include some **discretionary petitions**.

Wisconsin—Court of Appeals—Total **mandatory** filed and disposed data include all **discretionary petitions**.

C: The following courts' data are both incomplete and overinclusive:

Arkansas—Supreme Court—Total **mandatory** filed and disposed data include a few **discretionary petitions**, but do not include mandatory **attorney disciplinary cases** and **certified questions** from the federal courts.

Idaho—Supreme Court—Total **mandatory** filed and disposed data include **discretionary original proceedings, interlocutory decisions and advisory opinions**, but do not include mandatory **interlocutory decisions**.

TABLE 3: Selected Caseload and Processing Measures for Mandatory Cases in State Appellate Courts, 2001

| <u>State/Court name:</u> | <u>Court type</u> | <u>Filed</u> | <u>Disposed</u> | <u>Disposed as a percent of filed</u> | <u>Number of judges</u> | <u>Filed per judge</u> | <u>Filed per 100,000 population</u> |
|--|-------------------|--------------|-----------------|---------------------------------------|-------------------------|------------------------|-------------------------------------|
| States with one court of last resort and one intermediate appellate court | | | | | | | |
| ALASKA | | | | | | | |
| Supreme Court | COLR | 294 | 325 | 111 | 5 | 59 | 46 |
| Court of Appeals | IAC | 272 | 303 | 111 | 3 | 91 | 43 |
| State Total | | 566 | 628 | 111 | 8 | 71 | 89 |
| ARIZONA | | | | | | | |
| Supreme Court | COLR | 207 | 189 | 91 | 5 | 41 | 4 |
| Court of Appeals | IAC | 3,367 | 3,593 | 107 | 22 | 153 | 63 |
| State Total | | 3,574 | 3,782 | 106 | 27 | 132 | 67 |
| ARKANSAS | | | | | | | |
| Supreme Court | COLR | 401 C | 428 C | 107 | 7 | 57 | 15 |
| Court of Appeals | IAC | 1,158 | 1,275 | 110 | 12 | 97 | 43 |
| State Total | | 1,559 * | 1,703 * | 109 | 19 | 82 | 58 |
| CALIFORNIA | | | | | | | |
| Supreme Court | COLR | 31 | 11 | 35 | 7 | 4 | 1 |
| Courts of Appeal | IAC | 14,728 | 18,280 | 124 | 105 | 140 | 43 |
| State Total | | 14,759 | 18,291 | 124 | 112 | 132 | 43 |
| COLORADO | | | | | | | |
| Supreme Court | COLR | 89 A | (B) | | 7 | 13 | 2 |
| Court of Appeals | IAC | 2,335 | 2,414 | 103 | 16 | 146 | 53 |
| State Total | | 2,424 * | 2,414 | | 23 | 105 | 55 |
| CONNECTICUT | | | | | | | |
| Supreme Court | COLR | 63 | (B) | | 8 | 8 | 2 |
| Appellate Court | IAC | 1,109 B | 1,199 B | 108 | 9 | 123 | 32 |
| State Total | | 1,172 * | 1,199 * | 102 | 17 | 69 | 34 |
| FLORIDA | | | | | | | |
| Supreme Court | COLR | 110 | 123 | 112 | 7 | 16 | 1 |
| District Courts of Appeal | IAC | 19,183 | 19,204 | 100 | 62 | 309 | 117 |
| State Total | | 19,293 | 19,327 | 100 | 69 | 280 | 118 |
| GEORGIA | | | | | | | |
| Supreme Court | COLR | 642 | 618 | 96 | 7 | 92 | 8 |
| Court of Appeals | IAC | 2,900 | 2,864 | 99 | 12 | 242 | 35 |
| State Total | | 3,542 | 3,482 | 98 | 19 | 186 | 42 |
| HAWAII | | | | | | | |
| Supreme Court | COLR | 829 | 688 | 83 | 5 | 166 | 68 |
| Intermediate Court of Appeals | IAC | 225 | 198 | 88 | 4 | 56 | 18 |
| State Total | | 1,054 | 886 | 84 | 9 | 117 | 86 |
| IDAHO | | | | | | | |
| Supreme Court | COLR | 460 C | 461 C | 100 | 5 | 92 | 35 |
| Court of Appeals | IAC | 561 | 588 | 105 | 3 | 187 | 42 |
| State Total | | 1,021 * | 1,049 * | 103 | 8 | 128 | 77 |
| ILLINOIS** | | | | | | | |
| Supreme Court | COLR | 820 | 655 | 80 | 7 | 117 | 7 |
| Appellate Court | IAC | 9,266 B | 8,570 B | 92 | 52 | 178 | 74 |
| State Total | | 10,086 * | 9,225 * | 91 | 59 | 171 | 81 |

(continued on next page)

TABLE 3: Selected Caseload and Processing Measures for Mandatory Cases in State Appellate Courts, 2001 (continued)

| <u>State/Court name:</u> | <u>Court type</u> | <u>Filed</u> | <u>Disposed</u> | <u>Disposed as a percent of filed</u> | <u>Number of judges</u> | <u>Filed per judge</u> | <u>Filed per 100,000 population</u> |
|------------------------------|-------------------|--------------|-----------------|---|-----------------------------|----------------------------|---|
| IOWA | | | | | | | |
| Supreme Court | COLR | 1,006 B | 203 B | 20 | 8 | 126 | 34 |
| Court of Appeals | IAC | 1068 | 874 | 82 | 9 | 119 | 37 |
| State Total | | 2,074 * | 1,077 * | 52 | 17 | 122 | 71 |
| KANSAS | | | | | | | |
| Supreme Court | COLR | 154 | 1,094 B | | 7 | 22 | 6 |
| Court of Appeals | IAC | 1,745 B | 1,868 B | 107 | 10 | 175 | 65 |
| State Total | | 1,899 * | 2,962 * | | 17 | 112 | 70 |
| KENTUCKY | | | | | | | |
| Supreme Court | COLR | 379 | 405 | 107 | 7 | 54 | 9 |
| Court of Appeals | IAC | 2,690 | 2880 | 107 | 14 | 192 | 66 |
| State Total | | 3,069 | 3,285 | 107 | 21 | 146 | 75 |
| LOUISIANA | | | | | | | |
| Supreme Court | COLR | 288 | 186 | 82 | 7 | 33 | 5 |
| Courts of Appeal | IAC | 3,733 | 4,583 | 123 | 54 | 69 | 84 |
| State Total | | 3,961 | 4,769 | 120 | 61 | 65 | 89 |
| MARYLAND | | | | | | | |
| Court of Appeals | COLR | 255 A | 247 | | 7 | 36 | 5 |
| Court of Special Appeals | IAC | 1,893 | 1,825 | | 13 | 146 | 35 |
| State Total | | 2,148 * | 2,072 | | 20 | 107 | 40 |
| MASSACHUSETTS | | | | | | | |
| Supreme Judicial Court | COLR | 264 | 297 | 113 | 7 | 38 | 4 |
| Appeals Court | IAC | 1,731 | 1,703 | 98 | 22 | 79 | 27 |
| State Total | | 1,995 | 2,000 | 100 | 29 | 69 | 31 |
| MICHIGAN | | | | | | | |
| Supreme Court | COLR | 2 | (B) | | 7 | 0 | 0 |
| Court of Appeals | IAC | 4,074 | 4,149 | 102 | 28 | 146 | 41 |
| State Total | | 4,076 | | | 35 | 116 | 41 |
| MINNESOTA | | | | | | | |
| Supreme Court | COLR | 113 | 111 | 98 | 7 | 16 | 2 |
| Court of Appeals | IAC | 2,145 | 2,145 | 100 | 16 | 134 | 43 |
| State Total | | 2,258 | 2,256 | 100 | 23 | 98 | 45 |
| MISSISSIPPI | | | | | | | |
| Supreme Court | COLR | 1,189 B | 648 | | 9 | 132 | 42 |
| Court of Appeals | IAC | 36 A | 567 | 1,575 | 10 | 4 | 1 |
| State Total | | 1,225 * | 1,215 | | 19 | 64 | 45 |
| MISSOURI | | | | | | | |
| Supreme Court | COLR | 250 | 254 | 102 | 7 | 36 | 4 |
| Court of Appeals | IAC | 3,611 | 3,790 | 105 | 32 | 113 | 64 |
| State Total | | 3,861 | 4,044 | 105 | 39 | 99 | 69 |
| NEBRASKA | | | | | | | |
| Supreme Court | COLR | 77 | NA | | 7 | 11 | 4 |
| Court of Appeals | IAC | 1,347 B | 1,077 B | 80 | 7 | 192 | 79 |
| State Total | | 1,424 * | | | 14 | 102 | 83 |
| NEW JERSEY | | | | | | | |
| Supreme Court | COLR | 515 | 508 | 99 | 7 | 74 | 6 |
| Appellate Div. of Super. Ct. | IAC | 7,182 | 7,354 | 102 | 32 | 224 | 85 |
| State Total | | 7,697 | 7,862 | 102 | 39 | 197 | 91 |

(continued on next page)

TABLE 3: Selected Caseload and Processing Measures for Mandatory Cases in State Appellate Courts, 2001 (continued)

| State/Court name: | Court type | Filed | Disposed | Disposed as a percent of filed | Number of judges | Filed per judge | Filed per 100,000 population |
|--|------------|---------|----------|--------------------------------|------------------|-----------------|------------------------------|
| NEW MEXICO*** | | | | | | | |
| Supreme Court | COLR | 54 | 48 | 89 | 5 | 11 | 3 |
| Court of Appeals | IAC | 833 | 893 B | | 10 | 83 | 46 |
| State Total | | 887 | 941 * | | 15 | 59 | 48 |
| NORTH CAROLINA | | | | | | | |
| Supreme Court | COLR | 94 | 65 | 69 | 7 | 13 | 1 |
| Court of Appeals | IAC | 1,618 | 1,465 | 91 | 12 | 135 | 20 |
| State Total | | 1,712 | 1,530 | 89 | 19 | 90 | 21 |
| OHIO | | | | | | | |
| Supreme Court | COLR | 675 | 674 | 100 | 7 | 96 | 6 |
| Courts of Appeals | IAC | 10,760 | 11,150 | 104 | 68 | 158 | 95 |
| State Total | | 11,435 | 11,824 | 103 | 75 | 152 | 101 |
| OREGON | | | | | | | |
| Supreme Court | COLR | 349 | 137 | 39 | 7 | 50 | 10 |
| Court of Appeals | IAC | 4,084 | 3,840 | 94 | 10 | 408 | 118 |
| State Total | | 4,433 | 3,977 | 90 | 17 | 261 | 128 |
| PUERTO RICO | | | | | | | |
| Supreme Court | COLR | 104 | 130 | 125 | 7 | 15 | 3 |
| Circuit Court of Appeals | IAC | 1,382 | 1,486 | 108 | 33 | 42 | 37 |
| State Total | | 1,486 | 1,616 | 109 | 40 | 37 | 40 |
| SOUTH CAROLINA | | | | | | | |
| Supreme Court | COLR | 329 | 422 | 128 | 5 | 66 | 8 |
| Court of Appeals | IAC | 1,413 | 1,547 | 109 | 9 | 157 | 35 |
| State Total | | 1,742 | 1,969 | 113 | 14 | 124 | 43 |
| UTAH | | | | | | | |
| Supreme Court | COLR | 530 B | 548 B | 103 | 5 | 106 | 23 |
| Court of Appeals | IAC | 732 B | 762 B | 104 | 7 | 105 | 32 |
| State Total | | 1,262 * | 1,310 * | 104 | 12 | 105 | 56 |
| VIRGINIA | | | | | | | |
| Supreme Court | COLR | (B) | (B) | | 7 | | |
| Court of Appeals | IAC | 733 | 704 | 96 | 11 | 67 | 10 |
| State Total | | | | | 18 | | |
| WASHINGTON | | | | | | | |
| Supreme Court | COLR | 73 B | 59 B | 81 | 9 | 8 | 1 |
| Court of Appeals | IAC | 3,756 | 3,879 | 103 | 22 | 171 | 63 |
| State Total | | 3,829 * | 3,938 * | 103 | 31 | 124 | 64 |
| WISCONSIN | | | | | | | |
| Supreme Court | COLR | 45 | 45 | 100 | 7 | 6 | 1 |
| Court of Appeals | IAC | 3,421 B | 3,519 B | 103 | 16 | 214 | 63 |
| State Total | | 3,466 * | 3,564 * | 103 | 23 | 151 | 64 |
| States with no intermediate appellate court | | | | | | | |
| DELAWARE | | | | | | | |
| Supreme Court | COLR | 582 | 598 | 103 | 5 | 116 | 73 |
| DISTRICT OF COLUMBIA | | | | | | | |
| Court of Appeals | COLR | 1,604 | 1,768 | 110 | 9 | 178 | 281 |

(continued on next page)

TABLE 3: Selected Caseload and Processing Measures for Mandatory Cases in State Appellate Courts, 2001 (continued)

| <u>State/Court name:</u> | <u>Court type</u> | <u>Filed</u> | <u>Disposed</u> | <u>Disposed as a percent of filed</u> | <u>Number of judges</u> | <u>Filed per judge</u> | <u>Filed per 100,000 population</u> |
|---|-------------------|--------------|-----------------|---|-----------------------------|----------------------------|---|
| MAINE | | | | | | | |
| Supreme Judicial Court | COLR | 529 B | 469 B | 89 | 7 | 76 | 41 |
| MONTANA | | | | | | | |
| Supreme Court | COLR | 562 | 588 | 105 | 7 | 80 | 62 |
| NEVADA | | | | | | | |
| Supreme Court | COLR | 1,803 | 2,001 | 111 | 7 | 258 | 86 |
| NEW HAMPSHIRE | | | | | | | |
| Supreme Court | COLR | NJ | NJ | | 5 | | |
| NORTH DAKOTA | | | | | | | |
| Supreme Court | COLR | 285 | 318 | 112 | 5 | 57 | 45 |
| RHODE ISLAND | | | | | | | |
| Supreme Court | COLR | 342 | 396 | 116 | 5 | 68 | 32 |
| SOUTH DAKOTA | | | | | | | |
| Supreme Court | COLR | 436 B | 480 B | 110 | 5 | 87 | 58 |
| VERMONT | | | | | | | |
| Supreme Court | COLR | 592 | 580 | 98 | 5 | 118 | 97 |
| WEST VIRGINIA | | | | | | | |
| Supreme Court of Appeals | COLR | NJ | NJ | | 5 | | |
| WYOMING | | | | | | | |
| Supreme Court | COLR | 283 | 271 | 96 | 5 | 57 | 57 |
| States with multiple appellate courts at any level | | | | | | | |
| ALABAMA | | | | | | | |
| Supreme Court | COLR | NA | 2,220 B | | 9 | | |
| Court of Civil Appeals | IAC | 1,301 | 1,286 | 99 | 5 | 260 | 29 |
| Court of Criminal Appeals | IAC | 2,704 | 2,688 | 99 | 5 | 541 | 61 |
| State Total | | | 6,194 * | | 19 | | |
| INDIANA | | | | | | | |
| Supreme Court | COLR | 318 | 323 | 102 | 5 | 64 | 5 |
| Court of Appeals | IAC | 1,938 | 2,024 | 104 | 15 | 129 | 32 |
| Tax Court | IAC | 106 | 300 | 283 | 1 | 106 | 2 |
| State Total | | 2,362 | 2,647 | 112 | 21 | 112 | 39 |
| NEW YORK | | | | | | | |
| Court of Appeals | COLR | 287 | 176 | 61 | 7 | 41 | 2 |
| Appellate Div. of Sup. Ct. | IAC | 10,023 B | 17,660 B | 176 | 56 | 179 | 53 |
| Appellate Terms of Sup. Ct. | IAC | 1,843 B | 2,131 B | 116 | 15 | 123 | 10 |
| State Total | | 12,153 * | 19,967 * | 164 | 78 | 156 | 64 |
| OKLAHOMA**** | | | | | | | |
| Supreme Court | COLR | 1,339 | 1,625 | 121 | 9 | 149 | 39 |
| Court of Criminal Appeals | COLR | 1,620 | 1,604 | 99 | 5 | 324 | 47 |
| Court of Appeals | IAC | 499 | 737 | 148 | 12 | 42 | 14 |
| State Total | | 3,458 | 3,966 | 115 | 26 | 133 | 100 |

(continued on next page)

TABLE 3: Selected Caseload and Processing Measures for Mandatory Cases in State Appellate Courts, 2001 (continued)

| State/Court name: | Court type | Filed | Disposed | Disposed as a percent of filed | Number of judges | Filed per judge | Filed per 100,000 population |
|---------------------------|------------|----------|----------|--------------------------------|------------------|-----------------|------------------------------|
| PENNSYLVANIA | | | | | | | |
| Supreme Court | COLR | 419 | 658 | 157 | 7 | 60 | 3 |
| Superior Court | IAC | 7,839 | 7,944 | 101 | 15 | 523 | 64 |
| Commonwealth Court | IAC | 4,447 A | 4,611 A | 104 | 9 | 494 | 36 |
| State Total | | 12,705 * | 13,213 * | 104 | 31 | 410 | 103 |
| TENNESSEE | | | | | | | |
| Supreme Court | COLR | 200 | 340 | 170 | 5 | 40 | 3 |
| Court of Appeals | IAC | 1,119 | 1,187 | 106 | 12 | 93 | 19 |
| Court of Criminal Appeals | IAC | 1,167 | 1,218 | 104 | 12 | 97 | 20 |
| State Total | | 2,486 | 2,745 | 110 | 29 | 86 | 43 |
| TEXAS | | | | | | | |
| Supreme Court | COLR | 11 | 15 | 136 | 9 | 1 | 0 |
| Court of Criminal Appeals | COLR | 6,822 | 6,979 | 102 | 9 | 758 | 32 |
| Courts of Appeals | IAC | 11,700 | 13,129 | 112 | 80 | 146 | 55 |
| State Total | | 18,533 | 20,123 | 109 | 98 | 189 | 87 |

COURT TYPE:

COLR = Court of Last Resort
 IAC = Intermediate Appellate Court

NOTE:

- NA = Data are unavailable. Blank spaces indicate that a calculation is inappropriate.
- NJ = This case type is not handled in this court.
- (B) = **Mandatory jurisdiction** cases cannot be separately identified and are reported with **discretionary petitions**. (See Table 4.)

QUALIFYING FOOTNOTES:

The absence of a qualifying footnote indicates that data are complete.

* See the qualifying footnote for each court in the state. Each footnote has an effect on the state total.

** Total mandatory cases filed and disposed in the Illinois Supreme Court do not include the **miscellaneous record cases**.

*** Total mandatory cases filed in the New Mexico Supreme Court do not include **petitions for extension of time** in criminal cases.

**** Oklahoma appellate data were not available for 2001. Data are repeated from 1998.

A: The following courts' data are incomplete:

Colorado—Supreme Court—Total **mandatory** filed data do not include some reopened cases, some **disciplinary matters**, and some **interlocutory decisions**.

Maryland—Court of Appeals—Total **mandatory** filed data do not include some **civil, criminal, and original proceedings**.

Mississippi—Court of Appeals—Total **mandatory** filed data do not include some **civil, criminal, original proceedings, and interlocutory decisions**.

Pennsylvania—Commonwealth Court—Total **mandatory** filed and disposed data do not include some **administrative agency cases** and some **original proceedings**.

B: The following courts' data are overinclusive:

Alabama—Supreme Court—Total **mandatory** disposed data include **discretionary petitions** that were disposed.

Connecticut—Appellate Court—Total **mandatory** filed and disposed data include all **discretionary petitions**.

Illinois—Appellate Court—Total **mandatory** filed and disposed data include all **discretionary petitions**.

Iowa—Supreme Court—Total **mandatory** filed and disposed data include some **discretionary petitions**.

Kansas—Supreme Court—Total **mandatory** disposed data include **discretionary petitions** that were disposed.

—Court of Appeals—Total **mandatory** filed and disposed data include all **discretionary petitions**.

Maine—Supreme Judicial Court—Total **mandatory** filed and disposed data include **discretionary petitions**.

Mississippi—Supreme Court—Total **mandatory** filed data include all **discretionary petitions**.

Nebraska—Court of Appeals—Total **mandatory** filed and disposed data include all **discretionary petitions**.

New Mexico—Court of Appeals—Total **mandatory** disposed data include all **discretionary petitions**.

New York—Appellate Divisions of Supreme Court—Total **mandatory** filed and disposed data include **discretionary petitions**.

—Appellate Terms of Supreme Court—Total **mandatory** filed and disposed data include **discretionary petitions**.

South Dakota—Supreme Court—Total **mandatory** filed and disposed data include **discretionary advisory opinions**. Total **mandatory** disposed data include all **discretionary petitions** that were disposed.

(continued on next page)

TABLE 3: Selected Caseload and Processing Measures for Mandatory Cases in State Appellate Courts, 2001 (continued)

Utah—Supreme Court—Total **mandatory** filed and disposed data include all **discretionary petitions**.
—Court of Appeals—Total **mandatory** filed and disposed data include all **discretionary petitions**.
Washington—Supreme Court—Total **mandatory** filed and disposed data include some **discretionary petitions**.
Wisconsin—Court of Appeals—Total **mandatory** filed and disposed data include all **discretionary petitions**.

C: The following courts' data are both incomplete and overinclusive:

Arkansas—Supreme Court—Total **mandatory** filed and disposed data include a few **discretionary petitions**, but do not include **mandatory attorney disciplinary cases** and **certified questions** from the federal courts.
Idaho—Supreme Court—Total **mandatory** filed and disposed data include **discretionary original proceedings**, **interlocutory decisions** and **advisory opinions**, but do not include **mandatory interlocutory decisions**.

TABLE 4: Selected Caseload and Processing Measures for Discretionary Petitions in State Appellate Courts, 2001

| <u>State/Court name:</u> | <u>Court type</u> | <u>Filed</u> | <u>Disposed</u> | <u>Disposed as a percent of filed</u> | <u>Number of judges</u> | <u>Filed per judge</u> | <u>Filed per 100,000 population</u> |
|--|-------------------|--------------|-----------------|---------------------------------------|-------------------------|------------------------|-------------------------------------|
| States with one court of last resort and one intermediate appellate court | | | | | | | |
| ALASKA | | | | | | | |
| Supreme Court | COLR | 192 | 166 | 86 | 5 | 38 | 30 |
| Court of Appeals | IAC | 36 | 38 | 106 | 3 | 12 | 6 |
| State Total | | 228 | 204 | 89 | 8 | 29 | 36 |
| ARIZONA | | | | | | | |
| Supreme Court | COLR | 1,042 | 1,170 | 112 | 5 | 208 | 20 |
| Court of Appeals | IAC | 95 | 101 | 106 | 22 | 4 | 2 |
| State Total | | 1,137 | 1,271 | 112 | 27 | 42 | 21 |
| ARKANSAS | | | | | | | |
| Supreme Court | COLR | 477 | 475 | 100 | 7 | 68 | 18 |
| Court of Appeals | IAC | 164 | 164 | 100 | 12 | 14 | 6 |
| State Total | | 641 | 639 | 100 | 19 | 34 | 24 |
| CALIFORNIA | | | | | | | |
| Supreme Court | COLR | 8,860 | 9,036 | 102 | 7 | 1,266 | 26 |
| Courts of Appeal | IAC | 8,654 | 9,096 | 105 | 105 | 82 | 25 |
| State Total | | 17,514 | 18,132 | 104 | 112 | 156 | 51 |
| COLORADO | | | | | | | |
| Supreme Court | COLR | 1,278 | 1,425 B | | 7 | 183 | 29 |
| Court of Appeals | IAC | NJ | NJ | | 16 | | |
| State Total | | 1,278 | 1,425 * | | 23 | 56 | 29 |
| CONNECTICUT | | | | | | | |
| Supreme Court | COLR | 442 | 475 B | | 8 | 55 | 13 |
| Appellate Court | IAC | NA | NA | | 9 | | |
| State Total | | | | | 17 | | |
| FLORIDA | | | | | | | |
| Supreme Court | COLR | 2,785 | 2,809 | 101 | 7 | 398 | 17 |
| District Courts of Appeal | IAC | 1,301 | NA | | 62 | 21 | 8 |
| State Total | | 4,086 | | | 69 | 59 | 25 |
| GEORGIA | | | | | | | |
| Supreme Court | COLR | 1,214 | 1,205 | 99 | 7 | 173 | 14 |
| Court of Appeals | IAC | 413 | 451 | 109 | 12 | 34 | 5 |
| State Total | | 1,627 | 1,656 | 102 | 19 | 86 | 19 |
| HAWAII | | | | | | | |
| Supreme Court | COLR | 70 | 68 | 97 | 5 | 14 | 6 |
| Intermediate Court of Appeals | IAC | NJ | NJ | | 4 | | |
| State Total | | 70 | 68 | 97 | 9 | 8 | 6 |
| IDAHO | | | | | | | |
| Supreme Court | COLR | 187 | 165 | 88 | 5 | 37 | 14 |
| Court of Appeals | IAC | NJ | NJ | | 3 | | |
| State Total | | 187 | 165 | 88 | 8 | 23 | 14 |
| ILLINOIS | | | | | | | |
| Supreme Court | COLR | 2,325 | 2,051 | 88 | 7 | 332 | 19 |
| Appellate Court | IAC | NA | NA | | 52 | | |
| State Total | | | | | 59 | | |
| IOWA | | | | | | | |
| Supreme Court | COLR | NA | 2,201 | | 8 | | |
| Court of Appeals | IAC | NJ | NJ | | 9 | | |
| State Total | | | 2,201 | | 17 | | |

(continued on next page)

TABLE 4: Selected Caseload and Processing Measures for Discretionary Petitions in State Appellate Courts, 2001 (continued)

| <u>State/Court name:</u> | <u>Court type</u> | <u>Filed</u> | <u>Disposed</u> | <u>Disposed as a percent of filed</u> | <u>Number of judges</u> | <u>Filed per judge</u> | <u>Filed per 100,000 population</u> |
|------------------------------|-------------------|--------------|-----------------|---------------------------------------|-------------------------|------------------------|-------------------------------------|
| KANSAS | | | | | | | |
| Supreme Court | COLR | 879 | NA | | 7 | 126 | 33 |
| Court of Appeals | IAC | NA | NA | | 10 | | |
| State Total | | | | | 17 | | |
| KENTUCKY | | | | | | | |
| Supreme Court | COLR | 763 | 702 | 92 | 7 | 109 | 19 |
| Court of Appeals | IAC | 92 | 83 | 90 | 14 | 7 | 2 |
| State Total | | 855 | 785 | 92 | 21 | 41 | 21 |
| LOUISIANA | | | | | | | |
| Supreme Court | COLR | 3,230 | 3,144 | 97 | 7 | 461 | 72 |
| Courts of Appeal | IAC | 5,926 | 6,308 | 106 | 54 | 110 | 133 |
| State Total | | 9,156 | 9,452 | 103 | 61 | 150 | 205 |
| MARYLAND | | | | | | | |
| Court of Appeals | COLR | 700 | 712 | 102 | 7 | 100 | 13 |
| Court of Special Appeals | IAC | 441 | 441 | 100 | 13 | 34 | 8 |
| State Total | | 1,141 | 1,153 | 101 | 20 | 57 | 21 |
| MASSACHUSETTS | | | | | | | |
| Supreme Judicial Court | COLR | 750 | 667 | 89 | 7 | 107 | 12 |
| Appeals Court | IAC | 751 | 751 | 100 | 22 | 34 | 12 |
| State Total | | 1,501 | 1,418 | 94 | 29 | 52 | 24 |
| MICHIGAN | | | | | | | |
| Supreme Court | COLR | 2,262 | 2,357 | 104 | 7 | 323 | 23 |
| Court of Appeals | IAC | 3,028 | (B) | | 28 | 108 | 30 |
| State Total | | 5,290 | | | 35 | 151 | 53 |
| MINNESOTA | | | | | | | |
| Supreme Court | COLR | 691 | 80 | 12 | 7 | 99 | 14 |
| Court of Appeals | IAC | 100 | 90 | 90 | 16 | 6 | 2 |
| State Total | | 791 | 170 | 21 | 23 | 34 | 16 |
| MISSISSIPPI | | | | | | | |
| Supreme Court | COLR | NA | 238 | | 9 | | |
| Court of Appeals | IAC | NA | NA | | 10 | | |
| MISSOURI | | | | | | | |
| Supreme Court | COLR | 752 | 760 | 101 | 7 | 107 | 13 |
| Court of Appeals | IAC | NJ | NJ | | 32 | | |
| State Total | | 752 | 760 | 101 | 39 | 19 | 13 |
| NEBRASKA | | | | | | | |
| Supreme Court | COLR | 209 | 259 | 124 | 7 | 30 | 12 |
| Court of Appeals | IAC | NJ | 259 | | 6 | | |
| State Total | | 209 | 518 | 248 | 13 | 16 | 12 |
| NEW JERSEY | | | | | | | |
| Supreme Court | COLR | 2,812 | 2,901 | 103 | 7 | 402 | 33 |
| Appellate Div. of Super. Ct. | IAC | 0 | 0 | | 32 | | |
| State Total | | 2,812 | 2,901 | 103 | 39 | 72 | 33 |
| NEW MEXICO | | | | | | | |
| Supreme Court | COLR | 531 | 532 | 100 | 5 | 106 | 29 |
| Court of Appeals | IAC | 70 | NA | | 10 | 7 | 4 |
| State Total | | 601 | | | 15 | 40 | 33 |

(continued on next page)

TABLE 4: Selected Caseload and Processing Measures for Discretionary Petitions in State Appellate Courts, 2001 (continued)

| <u>State/Court name:</u> | <u>Court type</u> | <u>Filed</u> | <u>Disposed</u> | <u>Disposed as a percent of filed</u> | <u>Number of judges</u> | <u>Filed per judge</u> | <u>Filed per 100,000 population</u> |
|--|-------------------|--------------|-----------------|---------------------------------------|-------------------------|------------------------|-------------------------------------|
| NORTH CAROLINA | | | | | | | |
| Supreme Court | COLR | 634 | 635 | 100 | 7 | 91 | 8 |
| Court of Appeals | IAC | 762 | 690 | 91 | 12 | 64 | 9 |
| State Total | | 1,396 | 1,325 | 95 | 19 | 73 | 17 |
| OHIO | | | | | | | |
| Supreme Court | COLR | 1,609 | 1,543 | 96 | 7 | 230 | 14 |
| Courts of Appeals | IAC | NJ | NJ | | 68 | | |
| State Total | | 1,609 | 1,543 | 96 | 75 | 21 | 14 |
| OREGON | | | | | | | |
| Supreme Court | COLR | 908 | 790 | 87 | 7 | 130 | 26 |
| Court of Appeals | IAC | NJ | NJ | | 10 | | |
| State Total | | 908 | 790 | 87 | 17 | 53 | 26 |
| PUERTO RICO | | | | | | | |
| Supreme Court | COLR | 1,138 | 1,143 | 100 | 7 | 163 | 46 |
| Circuit Court of Appeals | IAC | 3,890 | 3,954 | 102 | 11 | 354 | 156 |
| State Total | | 5,028 | 5,097 | 101 | 18 | 279 | 201 |
| SOUTH CAROLINA | | | | | | | |
| Supreme Court | COLR | 1,042 | 1,164 | 112 | 5 | 208 | 26 |
| Court of Appeals | IAC | NJ | NJ | | 9 | | |
| State Total | | 1,042 | 1,164 | 112 | 14 | 74 | 26 |
| UTAH | | | | | | | |
| Supreme Court | COLR | NA | NA | | 5 | | |
| Court of Appeals | IAC | NA | NA | | 7 | | |
| State Total | | | | | 12 | | |
| VIRGINIA | | | | | | | |
| Supreme Court | COLR | 2,901 | 3,007 | 104 | 7 | 414 | 40 |
| Court of Appeals | IAC | 2,766 | 2,320 | 84 | 11 | 251 | 38 |
| State Total | | 5,667 | 5,327 | 94 | 18 | 315 | 79 |
| WASHINGTON | | | | | | | |
| Supreme Court | COLR | 1,319 A | 1,535 A | 116 | 9 | 147 | 22 |
| Court of Appeals | IAC | 443 | 458 | 103 | 22 | 20 | 7 |
| State Total | | 1,762 * | 1,993 * | 113 | 31 | 57 | 29 |
| WISCONSIN | | | | | | | |
| Supreme Court | COLR | 1,198 | 1,192 | 99 | 7 | 171 | 22 |
| Court of Appeals | IAC | NA | NA | | 16 | | |
| State Total | | | | | 23 | | |
| States with no intermediate appellate court | | | | | | | |
| DELAWARE | | | | | | | |
| Supreme Court | COLR | 0 | 0 | | 5 | | |
| DISTRICT OF COLUMBIA | | | | | | | |
| Court of Appeals | COLR | 55 | 52 | 95 | 9 | 6 | 10 |
| MAINE | | | | | | | |
| Supreme Judicial Court | COLR | 192 | 188 | 98 | 7 | 27 | 15 |
| MONTANA | | | | | | | |
| Supreme Court | COLR | 347 | 322 | 93 | 7 | 50 | 38 |
| NEVADA | | | | | | | |
| Supreme Court | COLR | NJ | NJ | | 7 | | |

(continued on next page)

TABLE 4: Selected Caseload and Processing Measures for Discretionary Petitions in State Appellate Courts, 2001 (continued)

| <u>State/Court name:</u> | <u>Court type</u> | <u>Filed</u> | <u>Disposed</u> | <u>Disposed as a percent of filed</u> | <u>Number of judges</u> | <u>Filed per judge</u> | <u>Filed per 100,000 population</u> |
|---|-------------------|--------------|-----------------|---------------------------------------|-------------------------|------------------------|-------------------------------------|
| NEW HAMPSHIRE | | | | | | | |
| Supreme Court | COLR | 766 | 1,014 | 132 | 5 | 153 | 61 |
| NORTH DAKOTA | | | | | | | |
| Supreme Court | COLR | 22 | 30 | 136 | 5 | 4 | 3 |
| RHODE ISLAND | | | | | | | |
| Supreme Court | COLR | 312 | 266 | 85 | 5 | 62 | 29 |
| SOUTH DAKOTA | | | | | | | |
| Supreme Court | COLR | 58 A | NA | | 5 | 12 | 8 |
| VERMONT | | | | | | | |
| Supreme Court | COLR | 26 | 24 | 92 | 5 | 5 | 4 |
| WEST VIRGINIA | | | | | | | |
| Supreme Court of Appeals | COLR | 2,650 | 3,703 A | | 5 | 530 | 147 |
| WYOMING | | | | | | | |
| Supreme Court | COLR | NJ | NJ | | 5 | | |
| States with multiple appellate courts at any level | | | | | | | |
| ALABAMA | | | | | | | |
| Supreme Court | COLR | NA | NA | | 9 | | |
| Court of Civil Appeals | IAC | NJ | NJ | | 5 | | |
| Court of Criminal Appeals | IAC | NJ | NJ | | 5 | | |
| State Total | | | | | 19 | | |
| INDIANA | | | | | | | |
| Supreme Court | COLR | 801 | 748 | 93 | 5 | 160 | 13 |
| Court of Appeals | IAC | NA | NA | | 15 | | |
| Tax Court | IAC | NJ | NJ | | 1 | | |
| State Total | | | | | 21 | | |
| NEW YORK | | | | | | | |
| Court of Appeals | COLR | 4,266 | 4,314 | 101 | 7 | 609 | 22 |
| Appellate Div. of Sup. Ct. | IAC | NA | NA | | 56 | | |
| Appellate Terms of Sup. Ct. | IAC | NA | NA | | 15 | | |
| State Total | | | | | 78 | | |
| OKLAHOMA** | | | | | | | |
| Supreme Court | COLR | 502 | 502 | 100 | 9 | 56 | 15 |
| Court of Criminal Appeals | COLR | NJ | NJ | | 5 | | |
| Court of Appeals | IAC | NJ | NJ | | 12 | | |
| State Total | | 502 | 502 | 100 | 26 | 19 | 15 |
| PENNSYLVANIA | | | | | | | |
| Supreme Court | COLR | 2,767 | 2,693 | 97 | 7 | 395 | 23 |
| Superior Court | IAC | NJ | NJ | | 15 | | |
| Commonwealth Court | IAC | NA | NA | | 9 | | |
| State Total | | | | | 31 | | |
| TENNESSEE | | | | | | | |
| Supreme Court | COLR | 980 | 982 | 100 | 5 | 196 | 17 |
| Court of Appeals | IAC | 214 | 152 | 71 | 12 | 18 | 4 |
| Court of Criminal Appeals | IAC | 126 | 88 | 70 | 12 | 11 | 2 |
| State Total | | 1,320 | 1,222 | 93 | 29 | 46 | 23 |

(continued on next page)

TABLE 4: Selected Caseload and Processing Measures for Discretionary Petitions in State Appellate Courts, 2001 (continued)

| <u>State/Court name:</u> | <u>Court type</u> | <u>Filed</u> | <u>Disposed</u> | <u>Disposed as a percent of filed</u> | <u>Number of judges</u> | <u>Filed per judge</u> | <u>Filed per 100,000 population</u> |
|---------------------------|-------------------|--------------|-----------------|---------------------------------------|-------------------------|------------------------|-------------------------------------|
| TEXAS | | | | | | | |
| Supreme Court | COLR | 1,301 | 1,297 | 100 | 9 | 145 | 6 |
| Court of Criminal Appeals | COLR | 2,036 | 2,128 | 105 | 9 | 226 | 10 |
| Courts of Appeals | IAC | NJ | NJ | | 80 | | |
| State Total | | 3,337 | 3,425 | 103 | 98 | 34 | 16 |

COURT TYPE:

COLR = Court of Last Resort
 IAC = Intermediate Appellate Court

NOTE:

NA = Data are unavailable. Blank spaces indicate that a calculation is inappropriate.

NJ = This case type is not handled in this court.

(B) = **Discretionary petitions** cannot be separately identified and are reported with **mandatory** cases. (See Table 3).

QUALIFYING FOOTNOTES:

The absence of a qualifying footnote indicates that data are complete.

* See the qualifying footnote for each court in the state. Each footnote has an effect on the state's total.

** Oklahoma appellate data were not available for 2001. Data are repeated from 1998.

A: The following courts' data are incomplete:

South Dakota—Supreme Court—Total **discretionary petitions** filed data do not include some **discretionary advisory opinions**, which are reported with **mandatory jurisdiction** cases.

Washington—Supreme Court—Total **discretionary petitions** filed and disposed data do not include some civil and criminal **discretionary petitions** that are reported with **mandatory jurisdiction** cases.

B: The following courts' data are overinclusive:

Colorado—Supreme Court—Total **discretionary petitions** disposed data include all **mandatory disposed** cases.

Connecticut—Supreme Court—Total **discretionary petitions** disposed data include all **mandatory jurisdiction** cases.

TABLE 5: Selected Caseload and Processing Measures for Discretionary Petitions Granted in State Appellate Courts, 2001

| State/Court name: | Court type | Discretionary petitions: | | | Granted as a percent of filed | Disposed as a percent of granted | Number of judges | Filed granted per judge |
|--|------------|--------------------------|---------------|------------------|-------------------------------|----------------------------------|------------------|-------------------------|
| | | Filed | Filed granted | Granted disposed | | | | |
| States with one court of last resort and one intermediate appellate court | | | | | | | | |
| ALASKA | | | | | | | | |
| Supreme Court | COLR | 192 | 5 | NA | 3 | | 5 | 1 |
| Court of Appeals | IAC | 36 | 0 | NA | | | 3 | |
| State Total | | 228 | 5 | | 2 | | 8 | 1 |
| ARIZONA | | | | | | | | |
| Supreme Court | COLR | 1,042 | NA | NA | | | 5 | |
| Court of Appeals | IAC | 95 | NA | NA | | | 22 | |
| State Total | | 1,137 | | | | | 27 | |
| ARKANSAS | | | | | | | | |
| Supreme Court | COLR | 477 | 130 | 130 | 27 | 100 | 7 | 19 |
| Court of Appeals | IAC | 164 | 25 | 25 | 15 | 100 | 12 | 2 |
| State Total | | 641 | 155 | 155 | 24 | 100 | 19 | 8 |
| CALIFORNIA | | | | | | | | |
| Supreme Court | COLR | 8,860 | 85 A | 63 | | | 7 | 12 |
| Courts of Appeal | IAC | 8,654 | NA | NA | | | 105 | |
| State Total | | 17,514 | | | | | 112 | |
| COLORADO | | | | | | | | |
| Supreme Court | COLR | 1,278 | NA | NA | | | 7 | |
| Court of Appeals | IAC | NJ | NJ | NJ | | | 16 | |
| State Total | | 1,278 | | | | | 23 | |
| CONNECTICUT | | | | | | | | |
| Supreme Court | COLR | 442 | 55 | NA | 11 | | 8 | 6 |
| Appellate Court | IAC | NA | NA | NA | | | 9 | |
| State Total | | | | | | | 17 | |
| FLORIDA | | | | | | | | |
| Supreme Court | COLR | 2,785 | NA | NA | | | 7 | |
| District Courts of Appeal | IAC | 1,301 | NA | NA | | | 62 | |
| State Total | | 4,086 | | | | | 69 | |
| GEORGIA | | | | | | | | |
| Supreme Court | COLR | 1,214 | 31 | 34 | 3 | 110 | 7 | 4 |
| Court of Appeals | IAC | 413 | NA | NA | | | 12 | |
| State Total | | 1,627 | | | | | 19 | |
| HAWAII | | | | | | | | |
| Supreme Court | COLR | 70 | 41 | NA | 59 | | 5 | 8 |
| Intermediate Court of Appeals | IAC | NJ | NJ | NJ | | | 4 | |
| State Total | | 70 | 41 | | 59 | | 9 | 5 |
| IDAHO | | | | | | | | |
| Supreme Court | COLR | 187 | NA | NA | | | 5 | |
| Court of Appeals | IAC | NJ | NJ | NJ | | | 3 | |
| State Total | | 187 | | | | | 8 | |
| ILLINOIS | | | | | | | | |
| Supreme Court | COLR | 2,325 | 125 | 0 | 5 | | 7 | 18 |
| Appellate Court | IAC | NA | NA | NA | | | 52 | |
| State Total | | | | | | | 59 | |

(continued on next page)

TABLE 5: Selected Caseload and Processing Measures for Discretionary Petitions Granted in State Appellate Courts, 2001 (continued)

| State/Court name: | Court type | Discretionary petitions: | | | Granted as a percent of filed | Disposed as a percent of granted | Number of judges | Filed granted per judge |
|------------------------------|------------|--------------------------|---------------|------------------|-------------------------------|----------------------------------|------------------|-------------------------|
| | | Filed | Filed granted | Granted disposed | | | | |
| IOWA | | | | | | | | |
| Supreme Court | COLR | NA | NA | NA | | | 8 | |
| Court of Appeals | IAC | NJ | NJ | NJ | | | 9 | |
| State Total | | | | | | | 17 | |
| KANSAS | | | | | | | | |
| Supreme Court | COLR | 879 | 19 | NA | 2 | | 7 | 3 |
| Court of Appeals | IAC | NA | NA | NA | | | 10 | |
| State Total | | | | | | | 17 | |
| KENTUCKY | | | | | | | | |
| Supreme Court | COLR | 763 | NA | NA | | | 7 | |
| Court of Appeals | IAC | 92 | NA | NA | | | 14 | |
| State Total | | 855 | | | | | 21 | |
| LOUISIANA | | | | | | | | |
| Supreme Court | COLR | 3,230 | 290 | 356 | 9 | 123 | 7 | 41 |
| Courts of Appeal | IAC | 5,926 | 1,532 | 1,509 | 26 | 98 | 54 | 28 |
| State Total | | 9,156 | 1,822 | 1,865 | 20 | 102 | 61 | 30 |
| MARYLAND | | | | | | | | |
| Court of Appeals | COLR | 700 | 126 | NA | 18 | | 7 | 18 |
| Court of Special Appeals | IAC | 441 | 8 | NA | 2 | | 13 | 1 |
| State Total | | 1,141 | 134 | | 12 | | 20 | 7 |
| MASSACHUSETTS | | | | | | | | |
| Supreme Judicial Court | COLR | 750 | 0 | NA | | | 7 | |
| Appeals Court | IAC | 751 | NA | NA | | | 22 | |
| State Total | | 1,501 | | | | | 29 | |
| MICHIGAN | | | | | | | | |
| Supreme Court | COLR | 2,262 | NA | NA | | | 7 | |
| Court of Appeals | IAC | 3,028 | NA | NA | | | 28 | |
| State Total | | 5,290 | | | | | 35 | |
| MINNESOTA | | | | | | | | |
| Supreme Court | COLR | 691 | 89 | 17 | 13 | 19 | 7 | 13 |
| Court of Appeals | IAC | 100 | NA | 83 | | | 16 | |
| State Total | | 791 | | 100 | | | 23 | |
| MISSISSIPPI | | | | | | | | |
| Supreme Court | COLR | NA | 37 | NA | | | 9 | 4 |
| Court of Appeals | IAC | NA | 0 | NA | | | 10 | |
| State Total | | | 37 | | | | 19 | 2 |
| MISSOURI | | | | | | | | |
| Supreme Court | COLR | 752 | 40 | 52 | 5 | 130 | 7 | 6 |
| Court of Appeals | IAC | NJ | NJ | NJ | | | 32 | |
| State Total | | 752 | 40 | 52 | 5 | 130 | 39 | 1 |
| NEBRASKA | | | | | | | | |
| Supreme Court | COLR | 209 | 65 | NA | 31 | | 7 | 9 |
| Court of Appeals | IAC | NJ | NJ | NJ | | | 7 | |
| State Total | | 209 | 65 | | 31 | | 14 | 5 |
| NEW JERSEY | | | | | | | | |
| Supreme Court | COLR | 2,812 | 151 | NA | 5 | | 7 | 22 |
| Appellate Div. of Super. Ct. | IAC | 0 | NA | NA | | | 32 | |
| State Total | | 2,812 | | | | | 39 | |

(continued on next page)

TABLE 5: Selected Caseload and Processing Measures for Discretionary Petitions Granted in State Appellate Courts, 2001 (continued)

| State/Court name: | Court type | Discretionary petitions: | | | Granted as a percent of filed | Disposed as a percent of granted | Number of judges | Filed granted per judge |
|--|------------|--------------------------|---------------|------------------|-------------------------------|----------------------------------|------------------|-------------------------|
| | | Filed | Filed granted | Granted disposed | | | | |
| NEW MEXICO | | | | | | | | |
| Supreme Court | COLR | 531 | 32 | 22 | 6 | 69 | 5 | 6 |
| Court of Appeals | IAC | 70 | NA | NA | | | 10 | |
| State Total | | 601 | | | | | 15 | |
| NORTH CAROLINA | | | | | | | | |
| Supreme Court | COLR | 634 | 36 | 24 | 6 | 67 | 7 | 5 |
| Court of Appeals | IAC | 762 | 98 | NA | 13 | | 12 | 8 |
| State Total | | 1,396 | 134 | | 10 | | 19 | 7 |
| OHIO | | | | | | | | |
| Supreme Court | COLR | 1,609 | 121 | NA | 8 | | 7 | 17 |
| Courts of Appeals | IAC | NJ | NJ | NJ | | | 68 | |
| State Total | | 1,609 | 121 | | 8 | | 75 | 2 |
| OREGON | | | | | | | | |
| Supreme Court | COLR | 908 | NA | NA | | | 7 | |
| Court of Appeals | IAC | NJ | NJ | NJ | | | 10 | |
| State Total | | 908 | | | | | 17 | |
| PUERTO RICO | | | | | | | | |
| Supreme Court | COLR | 1,138 | NA | NA | | | 7 | |
| Court of Appeals | IAC | 3,890 | NA | NA | | | 33 | |
| State Total | | 5,028 | | | | | 40 | |
| SOUTH CAROLINA | | | | | | | | |
| Supreme Court | COLR | 1,042 | NA | NA | | | 5 | |
| Court of Appeals | IAC | NJ | NJ | NJ | | | 9 | |
| State Total | | 1,042 | | | | | 14 | |
| UTAH | | | | | | | | |
| Supreme Court | COLR | NA | NA | NA | | | 5 | |
| Court of Appeals | IAC | NA | NA | NA | | | 7 | |
| State Total | | | | | | | 12 | |
| VIRGINIA | | | | | | | | |
| Supreme Court | COLR | 2,901 | 308 | 0 | 11 | | 7 | 44 |
| Court of Appeals | IAC | 2,766 | 377 | NA | 14 | | 11 | 34 |
| State Total | | 5,667 | 685 | | 12 | | 18 | 38 |
| WASHINGTON | | | | | | | | |
| Supreme Court | COLR | 1,319 A | NA | NA | | | 9 | |
| Court of Appeals | IAC | 443 | NA | NA | | | 22 | |
| State Total | | 1,762 * | | | | | 31 | |
| WISCONSIN | | | | | | | | |
| Supreme Court | COLR | 1,198 | 0 | 97 | | | 7 | |
| Court of Appeals | IAC | NA | NA | NA | | | 16 | |
| State Total | | | | | | | 23 | |
| States with no intermediate appellate court | | | | | | | | |
| DELAWARE | | | | | | | | |
| Supreme Court | COLR | 0 | NA | NA | | | 5 | |
| DISTRICT OF COLUMBIA | | | | | | | | |
| Court of Appeals | COLR | 55 | 9 | NA | 16 | | 9 | 1 |

(continued on next page)

TABLE 5: Selected Caseload and Processing Measures for Discretionary Petitions Granted in State Appellate Courts, 2001 (continued)

| State/Court name: | Court type | Discretionary petitions: | | | Granted as a percent of filed | Disposed as a percent of granted | Number of judges | Filed granted per judge |
|---|------------|--------------------------|---------------|------------------|-------------------------------|----------------------------------|------------------|-------------------------|
| | | Filed | Filed granted | Granted disposed | | | | |
| MAINE | | | | | | | | |
| Supreme Judicial Court | COLR | 192 | NA | NA | | | 7 | |
| MONTANA | | | | | | | | |
| Supreme Court | COLR | 347 | NA | 81 | | | 7 | |
| NEVADA | | | | | | | | |
| Supreme Court | COLR | NJ | NJ | NJ | | | 7 | |
| NEW HAMPSHIRE | | | | | | | | |
| Supreme Court | COLR | 766 | NA | NA | | | 5 | |
| NORTH DAKOTA | | | | | | | | |
| Supreme Court | COLR | 22 | NA | NA | | | 5 | |
| RHODE ISLAND | | | | | | | | |
| Supreme Court | COLR | 312 | 48 | NA | 15 | | 5 | 10 |
| SOUTH DAKOTA | | | | | | | | |
| Supreme Court | COLR | 58 A | NA | NA | | | 5 | |
| VERMONT | | | | | | | | |
| Supreme Court | COLR | 26 | NA | NA | | | 5 | |
| WEST VIRGINIA | | | | | | | | |
| Supreme Court of Appeals | COLR | 2,650 | 451 | 45 | 17 | 10 | 5 | 90 |
| WYOMING | | | | | | | | |
| Supreme Court | COLR | NJ | NJ | NJ | | | 5 | |
| States with multiple appellate courts at any level | | | | | | | | |
| ALABAMA | | | | | | | | |
| Supreme Court | COLR | NA | NA | NA | | | 9 | |
| Court of Civil Appeals | IAC | NJ | NJ | NJ | | | 5 | |
| Court of Criminal Appeals | IAC | NJ | NJ | NJ | | | 5 | |
| State Total | | | | | | | 19 | |
| INDIANA | | | | | | | | |
| Supreme Court | COLR | 801 | NA | 70 | | | 5 | |
| Court of Appeals | IAC | NA | 170 | 170 | | 100 | 15 | 11 |
| Tax Court | IAC | NJ | NJ | NJ | | | 1 | |
| State Total | | | | 240 | | | 21 | |
| NEW YORK | | | | | | | | |
| Court of Appeals | COLR | 4,266 | NA | 115 | | | 7 | |
| Appellate Div. of Sup. Ct. | IAC | NA | NA | NA | | | 56 | |
| Appellate Terms of Sup. Ct. | IAC | NA | NA | NA | | | 15 | |
| State Total | | | | | | | 78 | |
| OKLAHOMA** | | | | | | | | |
| Supreme Court | COLR | 502 | NA | NA | | | 9 | |
| Court of Criminal Appeals | COLR | NJ | NJ | NJ | | | 5 | |
| Court of Appeals | IAC | NJ | NJ | NJ | | | 12 | |
| State Total | | 502 | | | | | 26 | |
| PENNSYLVANIA | | | | | | | | |
| Supreme Court | COLR | 2,767 | NA | NA | | | 7 | |
| Superior Court | IAC | NJ | NJ | NJ | | | 15 | |
| Commonwealth Court | IAC | NA | NA | NA | | | 9 | |
| State Total | | | | | | | 31 | |

(continued on next page)

TABLE 5: Selected Caseload and Processing Measures for Discretionary Petitions Granted in State Appellate Courts, 2001 (continued)

| State/Court name: | Court type | Discretionary petitions: | | | Granted as a percent of filed | Disposed as a percent of granted | Number of judges | Filed granted per judge |
|---------------------------|------------|--------------------------|---------------|------------------|-------------------------------|----------------------------------|------------------|-------------------------|
| | | Filed | Filed granted | Granted disposed | | | | |
| TENNESSEE | | | | | | | | |
| Supreme Court | COLR | 980 | 75 | NA | 8 | | 5 | 15 |
| Court of Appeals | IAC | 214 | 43 | NA | 20 | | 12 | 4 |
| Court of Criminal Appeals | IAC | 126 | 24 | NA | 19 | | 12 | 2 |
| State Total | | 1,320 | 142 | | 11 | | 29 | 5 |
| TEXAS | | | | | | | | |
| Supreme Court | COLR | 1,301 | 108 | 103 | 8 | 95 | 9 | 12 |
| Court of Criminal Appeals | COLR | 2,036 | 110 | 102 | 5 | 93 | 9 | 12 |
| Courts of Appeals | IAC | NJ | NJ | NJ | | | 80 | |
| State Total | | 3,337 | 218 | 205 | 7 | 94 | 98 | 2 |

COURT TYPE:

COLR = Court of Last Resort
 IAC = Intermediate Appellate Court

NOTE:

NA = Data are unavailable. Blank spaces indicate that a calculation is inappropriate.
 NJ = This case type is not handled in this court.

QUALIFYING FOOTNOTES:

The absence of a qualifying footnote indicates that data are complete.

* See the qualifying footnote for each court in the state. Each footnote has an effect on the state's total.

**Oklahoma appellate data were not available for 2001. Data are reported from 1998.

A: The following courts' data are incomplete:

California—Supreme Court—Total discretionary petitions granted filed data do not include original proceedings.

South Dakota—Supreme Court—Total discretionary petitions filed data do not include some advisory opinions.

Washington—Supreme Court—Total discretionary petitions filed data do not include some civil and criminal discretionary petitions.

TABLE 6: Opinions Reported by State Appellate Courts, 2001

| State/Court name: | Composition of opinion count: | | | | Total dispositions by signed opinion | Number of authorized justices/judges | Number of opinions/judge | Number of lawyer support personnel |
|--|--|-----------------|---------------------|--------------|--------------------------------------|--------------------------------------|--------------------------|------------------------------------|
| | Opinion count: C=case D=written document | Signed opinions | Per curiam opinions | Memos/orders | | | | |
| States with one court of last resort and one intermediate appellate court | | | | | | | | |
| ALASKA | | | | | | | | |
| Supreme Court | C | X | X | X | 149 | 5 | 30 | 15 |
| Court of Appeals | C | X | X | X | 67 | 3 | 22 | 8 |
| ARIZONA | | | | | | | | |
| Supreme Court | C | X | X | O | NA | 5 | | 18 |
| Court of Appeals | C | X | O | X | 161 | 22 | 7 | 54 |
| ARKANSAS | | | | | | | | |
| Supreme Court | C | X | X | X | 321 | 7 | 46 | 15 |
| Court of Appeals | C | X | X | X | 807 | 12 | 67 | 16 |
| CALIFORNIA | | | | | | | | |
| Supreme Court | C | X | X | X | 103 | 7 | 15 | 72 |
| Courts of Appeal | C | X | X | O | 13,383 | 105 | 127 | 242 |
| COLORADO | | | | | | | | |
| Supreme Court | C | X | X | X | 112 | 7 | 16 | 15 |
| Court of Appeals | C | X | O | X | 266 | 16 | 17 | 32 |
| CONNECTICUT | | | | | | | | |
| Supreme Court | C | X | X | X | 120 | 8 | 15 | 16 |
| Appellate Court | C | X | X | X | 632 | 9 | 70 | 27 |
| FLORIDA | | | | | | | | |
| Supreme Court | C | X | X | X | 191 | 7 | 27 | 23 |
| District Courts of Appeal | C | X | X | X | NA | 62 | | 146 |
| GEORGIA | | | | | | | | |
| Supreme Court | C | X | X | X | 403 | 7 | 58 | 17 |
| Court of Appeals | C | X | X | X | 1,313 | 12 | 109 | 43 |
| HAWAII | | | | | | | | |
| Supreme Court | C | X | X | X | 49 | 5 | 10 | 16 |
| Intermediate Court of Appeals | C | X | X | X | 46 | 4 | 12 | 8 |
| IDAHO | | | | | | | | |
| Supreme Court | D | X | X | X | 127 | 5 | 25 | 11 |
| Court of Appeals | D | X | X | O | 195 | 3 | 65 | 6 |
| ILLINOIS | | | | | | | | |
| Supreme Court | C | X | X | X | 130 | 7 | 19 | 24 |
| Appellate Court | C | X | X | X | 968 | 52 | 19 | 123 |
| IOWA | | | | | | | | |
| Supreme Court | D | X | X | X | 187 | 8 | 23 | 16 |
| Court of Appeals | C | X | X | X | 797 | 9 | 89 | 6 |
| KANSAS | | | | | | | | |
| Supreme Court | C | X | X | X | 306 | 7 | 44 | 7 |
| Court of Appeals | C | X | X | X | 1,383 | 10 | 138 | 25 |
| KENTUCKY | | | | | | | | |
| Supreme Court | C | X | X | X | 235 | 7 | 34 | 13 |
| Court of Appeals | C | X | X | X | 1,814 | 14 | 130 | 34 |

(continued on next page)

TABLE 6: Opinions Reported by State Appellate Courts, 2001 (continued)

| State/Court name: | Opinion count: C=case D=written document | Composition of opinion count: | | | Total dispositions by signed opinion | Number of authorized justices/ judges | Number of opinions/ judge | Number of lawyer support personnel |
|--------------------------------|--|-------------------------------|---------------------------|------------------|---|--|---------------------------------|---|
| | | Signed opinions | Per curiam opinions | Memos/ orders | | | | |
| LOUISIANA | | | | | | | | |
| Supreme Court | D | X | X | X | 112 | 7 | 16 | 40 |
| Courts of Appeal | D | X | O | X | 3,541 | 54 | 66 | 158 |
| MARYLAND | | | | | | | | |
| Court of Appeals | C | X | X | X | 124 | 7 | 18 | 14 |
| Court of Special Appeals | C | X | X | X | 218 | 13 | 17 | 29 |
| MASSACHUSETTS | | | | | | | | |
| Supreme Judicial Court | D | X | X | X | 199 | 7 | 28 | 20 |
| Appeals Court | D | X | X | X | 262 | 22 | 12 | 40 |
| MICHIGAN | | | | | | | | |
| Supreme Court | C | X | X | X | 79 | 7 | 11 | 17 |
| Court of Appeals | C | X | X | X | 178 | 28 | 6 | 110 |
| MINNESOTA | | | | | | | | |
| Supreme Court | C | X | X | X | 176 | 7 | 25 | 15 |
| Court of Appeals | C | X | O | X | 1,445 | 16 | 90 | 45 |
| MISSISSIPPI | | | | | | | | |
| Supreme Court | C | X | X | X | 341 | 9 | 37 | 38 |
| Court of Appeals | C | X | X | X | 548 | 10 | 55 | NA |
| MISSOURI | | | | | | | | |
| Supreme Court | C | X | X | X | 71 | 7 | 10 | 15 |
| Court of Appeals | C | X | X | X | 2,051 | 32 | 64 | 54 |
| NEBRASKA | | | | | | | | |
| Supreme Court | C | X | X | X | 207 | 7 | 30 | 16 |
| Court of Appeals | C | X | X | X | 367 | 6 | 61 | 13 |
| NEW JERSEY | | | | | | | | |
| Supreme Court | D | X | X | X | 76 | 7 | 1 | 25 |
| Appellate Div. of Superior Ct. | C | X | X | X | 421 | 33 | 13 | 60 |
| NEW MEXICO | | | | | | | | |
| Supreme Court | C | X | X | X | 33 | 5 | 7 | 10 |
| Court of Appeals | D | X | X | X | 105 | 10 | 11 | 26 |
| NORTH CAROLINA | | | | | | | | |
| Supreme Court | C | X | X | X | 40 | 7 | 6 | 15 |
| Court of Appeals | C | X | X | X | 1,261 | 12 | 105 | 28 |
| OHIO | | | | | | | | |
| Supreme Court | C | X | X | X | 124 | 7 | 18 | 20 |
| Courts of Appeals | C | X | X | X | 7,133 | 68 | 105 | NA |
| OREGON | | | | | | | | |
| Supreme Court | C | X | X | X | NA | 7 | | 10 |
| Court of Appeals | C | X | X | X | 631 | 10 | 63 | 18 |
| PUERTORICO | | | | | | | | |
| Supreme Court | C | X | X | X | 868 | 7 | 124 | 30 |
| Circuit Court of Appeals | C | X | O | X | NA | 33 | | 56 |

(continued on next page)

TABLE 6: Opinions Reported by State Appellate Courts, 2001 (continued)

| State/Court name: | Opinion count: C=case D=written document | Composition of opinion count: | | | Total dispositions by signed opinion | Number of authorized justices/ judges | Number of opinions/ judge | Number of lawyer support personnel |
|--|--|-------------------------------|---------------------------|------------------|--|--|---------------------------------|---|
| | | Signed opinions | Per curiam opinions | Memos/ orders | | | | |
| SOUTH CAROLINA | | | | | | | | |
| Supreme Court | C | X | X | X | 152 | 5 | 30 | 21 |
| Court of Appeals | C | X | X | X | NA | 9 | | 27 |
| UTAH | | | | | | | | |
| Supreme Court | C | X | O | X | 112 | 5 | 22 | 13 |
| Court of Appeals | C | X | X | X | 109 | 7 | 16 | 18 |
| VIRGINIA | | | | | | | | |
| Supreme Court | C | X | X | X | 150 | 7 | 21 | 23 |
| Court of Appeals | C | X | X | X | 641 | 11 | 58 | 15 |
| WASHINGTON | | | | | | | | |
| Supreme Court | C | X | X | X | 136 | 9 | 15 | 25 |
| Court of Appeals | C | X | X | X | 531 | 22 | 24 | 72 |
| WISCONSIN | | | | | | | | |
| Supreme Court | C | X | X | X | 101 | 7 | 14 | 11 |
| Court of Appeals | C | X | X | X | 822 | 16 | 51 | 25 |
| States with no intermediate appellate court | | | | | | | | |
| DELAWARE | | | | | | | | |
| Supreme Court | C | X | X | X | 53 | 5 | 11 | 5 |
| DISTRICT OF COLUMBIA | | | | | | | | |
| Court of Appeals | C | X | X | X | 779 | 9 | 87 | 31 |
| MAINE | | | | | | | | |
| Supreme Judicial Court | D | X | X | X | 181 | 7 | 26 | 11 |
| MONTANA | | | | | | | | |
| Supreme Court | C | X | X | X | 250 | 7 | 36 | 17 |
| NEVADA | | | | | | | | |
| Supreme Court | D | X | X | X | 85 | 7 | 12 | 41 |
| NEW HAMPSHIRE | | | | | | | | |
| Supreme Court | C | X | X | X | 229 | 5 | 46 | 15 |
| NORTH DAKOTA | | | | | | | | |
| Supreme Court | C | X | X | O | 182 | 5 | 36 | 11 |
| RHODE ISLAND | | | | | | | | |
| Supreme Court | C | X | X | X | 96 | 5 | 19 | 17 |
| SOUTH DAKOTA | | | | | | | | |
| Supreme Court | C | X | X | X | 184 | 5 | 37 | 8 |
| VERMONT | | | | | | | | |
| Supreme Court | C | X | X | X | 64 | 5 | 13 | 8 |
| WEST VIRGINIA | | | | | | | | |
| Supreme Court of Appeals | C | X | X | X | 94 | 5 | 19 | 29 |
| WYOMING | | | | | | | | |
| Supreme Court | C | X | X | X | 149 | 5 | 30 | 12 |

(continued on next page)

TABLE 6: Opinions Reported by State Appellate Courts, 2001 (continued)

| State/Court name: | Opinion count: C=case D=written document | Composition of opinion count: | | | Total dispositions by signed opinion | Number of authorized justices/judges | Number of opinions/judge | Number of lawyer support personnel |
|---|--|-------------------------------|---------------------|--------------|--------------------------------------|--------------------------------------|--------------------------|------------------------------------|
| | | Signed opinions | Per curiam opinions | Memos/orders | | | | |
| States with multiple appellate courts at any level | | | | | | | | |
| ALABAMA | | | | | | | | |
| Supreme Court | C | X | X | X | NA | 9 | | 18 |
| Court of Civil Appeals | C | X | X | X | 359 | 5 | 72 | 6 |
| Court of Criminal Appeals | C | X | O | X | 148 | 5 | 30 | 23 |
| INDIANA | | | | | | | | |
| Supreme Court | C | X | X | X | 183 | 5 | 37 | 13 |
| Court of Appeals | C,D | X | X | X | 2,003 | 15 | 134 | 51 |
| Tax Court | C,D | X | O | X | 44 | 1 | 44 | 3 |
| NEW YORK | | | | | | | | |
| Court of Appeals | D | X | X | X | 100 | 7 | 14 | 24 |
| Appellate Div. - Supreme Ct. | D | X | X | X | NA | 56 | | 25 |
| Appellate Terms - Supreme Ct. | D | X | X | X | NA | 15 | | 171 |
| OKLAHOMA | | | | | | | | |
| Supreme Court | C | X | X | O | NA | 9 | NA | 16 |
| Court of Criminal Appeals | C | X | X | O | NA | 5 | NA | 12 |
| Court of Civil Appeals | C | X | X | X | NA | 12 | NA | 12 |
| PENNSYLVANIA | | | | | | | | |
| Supreme Court | C | X | X | X | 155 | 7 | 22 | NA |
| Superior Court | C | X | X | O | 4,941 | 15 | 329 | NA |
| Commonwealth Court | D | X | X | X | 1,737 | 9 | 193 | 58 |
| TENNESSEE | | | | | | | | |
| Supreme Court | C | X | X | X | 329 | 5 | 66 | 12 |
| Court of Criminal Appeals | C | X | X | X | 856 | 12 | 71 | 9 |
| Court of Appeals | C | X | X | X | 824 | 12 | 69 | 12 |
| TEXAS | | | | | | | | |
| Supreme Court | D | X | X | X | 110 | 9 | 12 | 34 |
| Court of Criminal Appeals | C | X | X | X | 120 | 9 | 13 | 30 |
| Courts of Appeals | C | X | X | X | NA | 80 | | 215 |

CODES:

- X - Court follows this method when counting opinions.
- O - Court does not follow this method when counting opinions.
- NA - Data are not available.

Note: Disposition data are from the Manner of Disposition Survey sent to each appellate court.

TABLE7: Reported National Civil and Criminal Caseloads for State Trial Courts, 2001

| <u>Reported Caseload</u> | <u>Filed</u> | <u>Disposed</u> |
|--|--------------|-----------------|
| Civil cases: | | |
| I. General jurisdiction courts: | | |
| A. Number of reported complete civil cases | 4,051,707 | 3,531,600 |
| Number of courts reporting complete civil data | 38 | 34 |
| B. Number of reported complete civil cases that include other case types | 2,550,453 | 2,502,908 |
| Number of courts reporting complete civil data that include other case types | 13 | 12 |
| C. Number of reported civil cases that are incomplete | 4,110,714 | 3,721,680 |
| Number of courts reporting civil cases that are incomplete | 9 | 11 |
| D. Number of reported civil cases that are incomplete and include noncivil case types | 422,014 | 323,696 |
| Number of courts reporting civil cases that are incomplete and include noncivil case types | 3 | 3 |
| II. Limited jurisdiction courts: | | |
| A. Number of reported complete civil cases | 5,259,662 | 3,599,874 |
| Number of courts reporting complete civil data | 52 | 39 |
| B. Number of reported complete civil cases that include other case types | 339,264 | 132,143 |
| Number of courts reporting complete civil data that include other case types | 4 | 3 |
| C. Number of reported civil cases that are incomplete | 4,490,719 | 4,022,822 |
| Number of courts reporting civil cases that are incomplete | 20 | 23 |
| D. Number of reported civil cases that are incomplete and include noncivil case types | 28,432 | 119,288 |
| Number of courts reporting civil cases that are incomplete and include noncivil case types | 1 | 1 |
| Criminal cases: | | |
| I. General jurisdiction courts: | | |
| A. Number of reported complete criminal cases | 2,086,507 | 1,874,071 |
| Number of courts reporting complete criminal data | 31 | 29 |
| B. Number of reported complete criminal cases that include other case types | 886,407 | 894,317 |
| Number of courts reporting complete criminal data that include other case types | 9 | 8 |
| C. Number of reported criminal cases that are incomplete | 936,445 | 943,126 |
| Number of courts reporting criminal cases that are incomplete | 9 | 11 |
| D. Number of reported criminal cases that are incomplete and include noncriminal case types | 947,040 | 896,227 |
| Number of courts reporting criminal cases that are incomplete and include noncriminal case types | 3 | 3 |
| II. Limited jurisdiction courts: | | |
| A. Number of reported complete criminal cases | 4,492,287 | 3,413,367 |
| Number of courts reporting complete criminal data | 30 | 25 |
| B. Number of reported complete criminal cases that include other case types | 1,426,436 | 1,439,021 |
| Number of courts reporting complete criminal data that include other case types | 10 | 8 |
| C. Number of reported criminal cases that are incomplete | 2,866,131 | 2,994,048 |
| Number of courts reporting criminal cases that are incomplete | 16 | 15 |
| D. Number of reported criminal cases that are incomplete and include noncriminal case types | 754,029 | 755,543 |
| Number of courts reporting criminal cases that are incomplete and include noncriminal case types | 4 | 4 |

(continued on next page)

TABLE 7: Reported National Civil and Criminal Caseloads for State Trial Courts, 2001 (continued)

Summary section for all trial courts:

| | Reported Filings | | | | | |
|---|----------------------|-----------|----------------------|-----------|--------------------|------------|
| | General Jurisdiction | | Limited Jurisdiction | | Total (incomplete) | |
| | Civil | Criminal | Civil | Criminal | Civil | Criminal |
| 1. Total number of reported complete cases | 4,051,707 | 2,086,507 | 5,259,662 | 4,492,287 | 9,311,369 | 6,578,794 |
| 2. Total number of reported complete cases that include other case types | 2,550,453 | 886,407 | 339,264 | 1,426,436 | 2,889,717 | 2,312,843 |
| 3. Total number of reported cases that are incomplete | 4,110,714 | 936,445 | 4,490,719 | 2,866,131 | 8,601,433 | 3,802,576 |
| 4. Total number of reported cases that are incomplete and include other case types | 422,014 | 947,040 | 28,432 | 754,029 | 450,446 | 1,701,069 |
| Total (incomplete) | 11,134,888 | 4,856,399 | 10,118,077 | 9,538,883 | 21,252,965 | 14,395,282 |

| | Reported Dispositions | | | | | |
|---|-----------------------|-----------|----------------------|-----------|--------------------|------------|
| | General Jurisdiction | | Limited Jurisdiction | | Total (incomplete) | |
| | Civil | Criminal | Civil | Criminal | Civil | Criminal |
| 1. Total number of reported complete cases | 3,531,600 | 1,874,071 | 3,599,874 | 3,413,367 | 7,131,474 | 5,287,438 |
| 2. Total number of reported complete cases that include other case types | 2,502,908 | 894,317 | 132,143 | 1,439,021 | 2,635,051 | 2,333,338 |
| 3. Total number of reported cases that are incomplete | 3,721,680 | 943,126 | 4,022,822 | 2,994,048 | 7,744,502 | 3,937,174 |
| 4. Total number of reported cases that are incomplete and include other case types | 323,696 | 896,227 | 119,288 | 755,543 | 442,984 | 1,651,770 |
| Total (incomplete) | 10,079,884 | 4,607,741 | 7,874,127 | 8,601,979 | 17,954,011 | 13,209,720 |

TABLE 8: Reported Grand Total State Trial Court Caseload, 2001

| State/Court name: | Jurisdiction | Parking | Criminal unit of count | Support/ custody | Grand total filings and qualifying footnotes | Grand total dispositions and qualifying footnotes | Dispositions as a percentage of filings | Filings per 100,000 total population |
|-----------------------------|--------------|---------|------------------------|------------------|--|---|---|--------------------------------------|
| ALABAMA | | | | | | | | |
| Circuit | G | 2 | G | 6 | 205,969 B | 199,312 B | 97 | 4,614 |
| District | L | 1 | B | 2 | 696,639 | 697,522 | 100 | 15,604 |
| Municipal | L | 1 | M | 1 | 657,393 A | 542,487 A | 83 | 14,725 |
| Probate | L | 2 | I | 1 | NA | NA | | |
| State Total | | | | | | | | |
| ALASKA | | | | | | | | |
| Superior | G | 1 | B | 6 | 17,653 C | 17,715 C | 100 | 2,780 |
| District | L | 3 | B | 2 | 137,647 | 138,897 | 101 | 21,680 |
| State Total | | | | | 155,300 * | 156,612 * | 101 | 24,461 |
| ARIZONA | | | | | | | | |
| Superior | G | 2 | D | 6 | 184,966 | 183,041 | 99 | 3,485 |
| Tax | G | 2 | I | 1 | 1,142 | 1,168 | 102 | 22 |
| Justice of the Peace | L | 1 | Z | 1 | 839,721 | 779,648 | 93 | 15,822 |
| Municipal | L | 1 | Z | 1 | 1,414,841 | 1,405,548 | 99 | 26,658 |
| State Total | | | | | 2,440,670 | 2,369,403 | 97 | 45,987 |
| ARKANSAS+ | | | | | | | | |
| Circuit | G | 1 | A | 1 | 182,933 | 175,814 | 96 | 6,795 |
| City | L | 1 | A | 1 | 70,958 | 51,481 | 73 | 2,636 |
| District | L | 1 | A | 1 | 962,046 | 713,492 | 74 | 35,736 |
| State Total | | | | | 1,215,937 | 940,787 | 77 | 45,167 |
| CALIFORNIA | | | | | | | | |
| Superior | G | 6 | B | 6 | 8,099,234 A | 7,693,623 A | 95 | 23,475 |
| COLORADO | | | | | | | | |
| District, Denver Juvenile, | | | | | | | | |
| Denver Probate | G | 2 | D | 3 | 157,241 A | 155,133 A | 99 | 3,559 |
| Water | G | 2 | I | 1 | 1,247 | 1,247 | 100 | 28 |
| County | L | 2 | D | 1 | 1,424,733 C | 451,766 C | 32 | 32,251 |
| Municipal | L | 1 | I | 1 | NA | NA | | |
| State Total | | | | | | | | |
| CONNECTICUT | | | | | | | | |
| Superior | G | 6 | E | 5** | 513,558 C | 452,601 C | 88 | 14,994 |
| Probate | L | 2 | I | 4 | 74,549 | NA | | 2,177 |
| State Total | | | | | 588,107 * | | | 17,171 |
| DELAWARE | | | | | | | | |
| Court of Chancery | G | 2 | I | 1 | 4,197 | 3,868 | 92 | 527 |
| Superior | G | 2 | B | 1 | 17,343 B | 18,562 B | 107 | 2,178 |
| Alderman's | L | 4 | A | 1 | 20,058 A | 21,017 A | 105 | 2,519 |
| Court of Common Pleas | L | 2 | A | 1 | 81,451 | 77,385 | 95 | 10,230 |
| Family | L | 2 | B | 3** | 55,310 | 52,392 | 95 | 6,947 |
| Justice of the Peace | L | 2 | B | 1 | 275,242 | 262,279 | 95 | 34,571 |
| State Total | | | | | 453,601 * | 435,503 * | 96 | 56,973 |
| DISTRICT OF COLUMBIA | | | | | | | | |
| Superior | G | 6 | B | 6** | 164,850 | 162,338 | 98 | 28,829 |
| FLORIDA | | | | | | | | |
| Circuit | G | 2 | E | 4 | 1,261,071 A | 755,608 A | 60 | 7,691 |
| County | L | 5 | A | 1 | 4,827,869 A | 3,861,230 A | 80 | 29,444 |
| State Total | | | | | 6,088,940 * | 4,616,838 * | 76 | 37,136 |

(continued on next page)

TABLE 8: Reported Grand Total State Trial Court Caseload, 2001 (continued)

| State/Court name: | Jurisdiction | Parking | Criminal unit of count | Support/ custody | Grand total filings and qualifying footnotes | Grand total dispositions and qualifying footnotes | Dispositions as a percentage of filings | Filings per 100,000 total population |
|-------------------------------------|--------------|---------|------------------------|------------------|--|---|---|--------------------------------------|
| GEORGIA | | | | | | | | |
| Superior | G | 2 | G | 3 | 311,686 C | 302,611 B | 97 | 3,718 |
| Civil | L | 2 | M | 1 | NA | NA | | |
| County Recorder's | L | 1 | M | 1 | NA | NA | | |
| Juvenile | L | 2 | I | 1 | 92,752 A | 82,252 A | 88 | 1,118 |
| Magistrate | L | 2 | B | 1 | 501,089 | 366,500 | 73 | 5,977 |
| Municipal | L | 2 | M | 1 | NA | NA | | |
| Municipal and City of Atlanta | L | 1 | M | 1 | NA | NA | | |
| Probate | L | 2 | B | 1 | 192,068 | 148,275 | 77 | 2,291 |
| State | L | 2 | G | 1 | 716,750 A | 586,643 A | 82 | 8,579 |
| State Total | | | | | | | | |
| HAWAII | | | | | | | | |
| Circuit | G | 2 | G | 6 | 47,245 | 44,796 | 95 | 3,859 |
| District | L | 4 | A | 1 | 482,473 | 499,880 | 104 | 39,405 |
| State Total | | | | | 529,718 | 544,676 | 103 | 43,264 |
| IDAHO | | | | | | | | |
| District | G | 3 | J | 6** | 18,919 A | 18,004 A | 95 | 1,432 |
| Magistrates Division | L | 3 | J | 6** | 469,619 A | 588,203 A | 125 | 35,550 |
| State Total | | | | | 488,538 * | 606,207 * | 124 | 36,982 |
| ILLINOIS | | | | | | | | |
| Circuit | G | 2 | G | 6** | 4,146,844 | 6,911,588 | 167 | 33,222 |
| INDIANA | | | | | | | | |
| Probate | G | 2 | I | 1 | 3,709 | 3,025 | 82 | 61 |
| Superior and Circuit | G | 3 | B | 5 | 1,345,136 A | 1,335,181 A | 99 | 21,998 |
| City and Town | L | 3 | B | 1 | 364,608 | 351,727 | 96 | 5,963 |
| County | L | 4 | B | 1 | 29,361 | 32,034 | 109 | 480 |
| Small Claims Court of Marion County | L | 2 | I | 1 | 75,111 | 75,473 | 100 | 1,228 |
| State Total | | | | | 1,817,925 * | 1,797,440 * | 99 | 29,730 |
| IOWA | | | | | | | | |
| District | G | 3 | B | 6 | 1,082,041 B | 1,061,363 C | | 37,016 |
| KANSAS | | | | | | | | |
| District | G | 4 | B | 6** | 453,416 | 460,976 | 102 | 16,827 |
| Municipal | L | 1 | B | 1 | 483,568 A | 451,084 A | 93 | 17,946 |
| State Total | | | | | 936,984 * | 912,060 * | 97 | 34,772 |
| KENTUCKY | | | | | | | | |
| Circuit | G | 2 | B | 6 | 103,005 | 93,688 | 91 | 2,534 |
| District | L | 3 | B | 1 | 788,622 B | 784,444 B | 99 | 19,398 |
| State Total | | | | | 891,627 * | 878,132 * | 98 | 21,931 |
| LOUISIANA | | | | | | | | |
| District | G | 1 | Z | 6 | 704,043 | NA | | 15,767 |
| Family and Juvenile | G | 2 | I | 4*** | 22,837 | 19,971 | 87 | 511 |
| City and Parish | L | 1 | B | 1 | 1,105,404 | 940,872 | 85 | 24,755 |
| Justice of the Peace | L | 1 | I | 1 | NA | NA | | |
| Mayor's | L | 1 | I | 1 | NA | NA | | |
| State Total | | | | | | | | |

(continued on next page)

TABLE 8: Reported Grand Total State Trial Court Caseload, 2001 (continued)

| State/Court name: | Jurisdiction | Parking | Criminal unit of count | Support/ custody | Grand total filings and qualifying footnotes | Grand total dispositions and qualifying footnotes | Dispositions as a percentage of filings | Filings per 100,000 total population |
|------------------------|--------------|---------|------------------------|------------------|--|---|---|--------------------------------------|
| MAINE+ | | | | | | | | |
| Superior District | G | 2 | E | 6 | 12,120 C | 7,898 | | 942 |
| District | L | 4 | E | 5 | 275,098 | 268,348 | 98 | 21,381 |
| Probate | L | 2 | I | 1 | NA | NA | | |
| State Total | | | | | | | | |
| MARYLAND | | | | | | | | |
| Circuit | G | 2 | B | 6** | 285,391 B | 268,920 B | 94 | 5,309 |
| District | L | 1 | B | 1 | 2,110,455 | 1,296,706 A | | 29,263 |
| Orphan's | L | 2 | I | 1 | NA | NA | | |
| State Total | | | | | | | | |
| MASSACHUSETTS | | | | | | | | |
| Superior Court | G | 1 | D | 5** | 30,294 | 29,288 | 97 | 475 |
| District Court | L | 2 | D | 5** | 786,049 | 684,553 | 87 | 12,322 |
| Boston Municipal Court | L | 2 | D | 1 | 41,281 | 33,625 | 81 | 647 |
| Housing Court | L | 2 | D | 1 | 41,344 | NA | | 648 |
| Juvenile Court | L | 2 | I | 1 | 43,645 | NA | | 684 |
| Land Court | L | 2 | I | 1 | 11,184 | 9,546 | 85 | 175 |
| Probate & Family Court | L | 2 | I | 5** | 154,067 | 109,434 A | | 2,415 |
| State Total | | | | | 1,107,864 | | | 17,367 |
| MICHIGAN | | | | | | | | |
| Circuit | G | 2 | B | 6** | 391,798 | 270,349 A | | 3,922 |
| Court of Claims | G | 2 | I | 1 | 323 | 365 | 113 | 3 |
| District | L | 4 | B | 1 | 3,525,280 | 3,501,333 | 99 | 35,285 |
| Municipal | L | 4 | B | 1 | 60,536 | 58,280 | 96 | 606 |
| Probate | L | 2 | I | 1 | 67,137 | NA | | 672 |
| State Total | | | | | 4,045,074 | | | 40,488 |
| MINNESOTA | | | | | | | | |
| District | G | 4 | B | 6 | 1,965,959 | 2,238,851 | 118 | 39,538 |
| MISSISSIPPI † | | | | | | | | |
| Circuit | G | 2 | B | 1 | 22,722 A | 37,099 | | 795 |
| Chancery | L | 2 | I | 5 | 72,041 A | 45,278 A | 63 | 2,521 |
| County | L | 2 | B | 4 | 33,153 A | 22,004 A | 66 | 1,160 |
| Justice | L | 2 | B | 1 | NA | NA | | |
| Municipal | L | 1 | B | 1 | NA | NA | | |
| State Total | | | | | | | | |
| MISSOURI | | | | | | | | |
| Circuit | G | 2 | G | 6** | 842,156 A | 809,421 A | 96 | 14,959 |
| Municipal | L | 1 | I | 1 | NA | NA | | |
| State Total | | | | | | | | |
| MONTANA | | | | | | | | |
| District | G | 2 | G | 3 | 33,546 | 30,031 | 90 | 3,709 |
| Water | G | 2 | I | 1 | NA | NA | | |
| Workers' Compensation | G | 2 | I | 1 | 288 | 167 | 58 | 32 |
| City | L | 1 | B | 1 | 25,752 A | NA | | 2,847 |
| Justice of the Peace | L | 1 | B | 1 | 139,116 C | NA | | 15,382 |
| Municipal | L | 1 | B | 1 | 42,635 | NA | | 4,714 |
| State Total | | | | | | | | |

(continued on next page)

TABLE 8: Reported Grand Total State Trial Court Caseload, 2001 (continued)

| State/Court name: | Jurisdiction | Parking | Criminal unit of court | Support/custody | Grand total filings and qualifying footnotes | Grand total dispositions and qualifying footnotes | Dispositions as a percentage of filings | Filings per 100,000 total population |
|--|--------------|---------|------------------------|-----------------|--|---|---|--------------------------------------|
| NEBRASKA | | | | | | | | |
| District | G | 2 | B | 5 | 39,435 B | NA | | 2,302 |
| County | L | 1 | B | 1 | 373,545 A | NA | | 21,803 |
| Separate Juvenile | L | 2 | I | 1 | 4,511 | NA | | 263 |
| Workers' Compensation | L | 2 | I | 1 | 133 | 126 | 95 | 8 |
| State Total | | | | | 417,624 * | | | 23,376 |
| NEVADA | | | | | | | | |
| District | G | 2 | Z | 2 | 94,706 | 71,445 A | | 4,497 |
| Justice | L | 1 | Z | 1 | 538,501 A | 299,555 A | 56 | 25,569 |
| Municipal | L | 1 | Z | 1 | 296,006 A | 243,806 A | 82 | 14,055 |
| State Total | | | | | 929,213 * | 614,806 * | | 44,121 |
| NEW HAMPSHIRE | | | | | | | | |
| Superior | G | 2 | A | 5 | 60,768 | 57,277 | 94 | 4,826 |
| District | L | 4 | A | 1 | 171,926 | 166,651 | 97 | 13,654 |
| Probate | L | 2 | I | 1 | 10,410 | 9,739 A | | 827 |
| State Total | | | | | 243,104 | 233,667 * | | 19,307 |
| NEW JERSEY | | | | | | | | |
| Superior | G | 2 | B | 6** | 1,158,369 | 1,180,405 | 102 | 13,653 |
| Municipal | L | 4 | B | 1 | 5,922,356 | 6,157,046 | 104 | 69,803 |
| Tax | L | 2 | I | 1 | 4,796 | 5,124 | 107 | 57 |
| State Total | | | | | 7,085,521 | 7,342,575 | 104 | 83,512 |
| NEW MEXICO | | | | | | | | |
| District | G | 2 | E | 6 | 97,930 | 93,630 | 99 | 5,190 |
| Magistrate | L | 3 | E | 1 | 139,221 | 114,962 | 83 | 7,611 |
| Metropolitan Ct. of Bernalillo County | L | 3 | E | 1 | 129,653 | 121,256 | 94 | 7,088 |
| Municipal | L | 1 | I | 1 | NA | NA | | |
| Probate | L | 2 | I | 1 | NA | NA | | |
| State Total | | | | | | | | |
| NEW YORK | | | | | | | | |
| Supreme and County Civil Court of the City of New York | G | 2 | E | 1 | 485,074 B | 519,706 B | 107 | 2,551 |
| Court of Claims | L | 2 | I | 1 | 629,013 A | 470,258 A | 75 | 3,309 |
| Criminal Court of the City of New York | L | 2 | E | 1 | 1,910 | 2,331 | 122 | 10 |
| District and City | L | 4 | E | 1 | 844,929 A | 743,894 A | 88 | 4,444 |
| Family | L | 2 | I | 4 | 1,112,152 A | 1,072,826 A | 96 | 5,850 |
| Surrogates' | L | 2 | I | 1 | 683,390 | 681,414 | 100 | 3,595 |
| Town and Village Justice | L | 2 | I | 1 | 163,166 | 124,858 | 77 | 858 |
| State Total | L | 1 | E | 1 | 1,047,714 | 1,047,714 | 100 | 5,511 |
| | | | | | 4,967,348 * | 4,663,001 * | 94 | 26,128 |
| NORTH CAROLINA | | | | | | | | |
| Superior | G | 2 | E | 1 | 302,397 B | 286,091 B | 95 | 3,694 |
| District | L | 6 | E | 6** | 2,684,532 A | 2,569,661 A | 96 | 32,793 |
| State Total | | | | | 2,986,929 * | 2,855,752 * | 96 | 36,487 |
| NORTH DAKOTA | | | | | | | | |
| District | G | 4 | B | 6** | 170,497 | 166,452 | 98 | 26,873 |
| Municipal | L | 1 | B | 1 | 70,240 A | 70,240 A | 100 | 11,071 |
| State Total | | | | | 240,737 * | 236,692 * | 98 | 37,944 |

(continued on next page)

TABLE 8: Reported Grand Total State Trial Court Caseload, 2001 (continued)

| State/Court name: | Jurisdiction | Parking | Criminal unit of count | Support/custody | Grand total filings and qualifying footnotes | Grand total dispositions and qualifying footnotes | Dispositions as a percentage of filings | Filings per 100,000 total population |
|------------------------------------|--------------|---------|------------------------|-----------------|--|---|---|--------------------------------------|
| OHIO | | | | | | | | |
| Court of Common Pleas | G | 2 | B | 6** | 841,980 B | 813,764 B | 97 | 7,403 |
| County | L | 5 | B | 1 | 297,128 | 295,121 | 99 | 2,612 |
| Court of Claims† | L | 2 | I | 1 | 4,101 | 6,634 | 162 | 36 |
| Mayor's | L | 1 | B | 1 | NA | NA | | |
| Municipal | L | 5 | B | 1 | 2,651,060 | 2,628,861 | 99 | 23,309 |
| State Total | | | | | | | | |
| OKLAHOMA † | | | | | | | | |
| District | G | 2 | J | 6 | 561,540 | 527,174 | 94 | 16,229 |
| Court of Tax Review | L | 2 | I | 1 | NA | NA | | |
| Municipal Court Not of Record | L | 1 | I | 1 | NA | NA | | |
| Municipal Criminal Court of Record | L | 1 | I | 1 | NA | NA | | |
| State Total | | | | | | | | |
| OREGON | | | | | | | | |
| Circuit | G | 2 | B | 6** | 653,664 | 653,925 | 100 | 18,822 |
| Tax | G | 2 | I | 1 | 1,219 | 997 | 82 | 35 |
| County | L | 2 | I | 1 | NA | NA | | |
| Justice | L | 3 | E | 1 | NA | NA | | |
| Municipal | L | 3 | A | 1 | NA | NA | | |
| State Total | | | | | | | | |
| PENNSYLVANIA | | | | | | | | |
| Court of Common Pleas † | G | 2 | B | 4 | 657,196 A | 655,970 A | 100 | 5,349 |
| District Justice | L | 4 | B | 1 | 2,368,655 | 2,312,233 | 98 | 19,277 |
| Philadelphia Municipal | L | 2 | B | 1 | 200,004 | 204,907 | 102 | 1,628 |
| Philadelphia Traffic | L | 1 | I | 1 | 404,864 A | 440,116 A | 109 | 3,295 |
| Pittsburgh City Magistrates | L | 4 | B | 1 | 365,714 | NA | | 2,976 |
| State Total | | | | | 3,996,433 * | | | 32,525 |
| PUERTO RICO | | | | | | | | |
| Court of First Instance | G | 2 | J | 6 | 288,879 | 277,911 | 96 | 7,585 |
| RHODE ISLAND | | | | | | | | |
| Superior | G | 2 | D | 1 | 15,099 | 12,929 | 86 | 1,426 |
| Workers' Compensation | L | 2 | I | 1 | 8,964 A | 8,877 A | 99 | 847 |
| District | L | 2 | A | 1 | 63,664 | 64,102 A | | 6,012 |
| Family | L | 2 | I | 6 | 24,504 | 19,538 A | | 2,314 |
| Municipal | L | 1 | I | 1 | NA | NA | | |
| Probate | L | 2 | I | 1 | NA | NA | | |
| Traffic Tribunal | L | 1 | I | 1 | 89,727 | 104,042 | 116 | 8,473 |
| State Total | | | | | | | | |
| SOUTH CAROLINA | | | | | | | | |
| Circuit | G | 2 | B | 1 | 172,290 B | 181,890 B | 106 | 4,240 |
| Family | L | 2 | I | 6** | 91,229 | 91,131 | 100 | 2,245 |
| Magistrate† | L | 4 | B | 1 | 1,146,633 A | 1,186,874 A | 104 | 28,221 |
| Municipal† | L | 4 | B | 1 | 408,382 | 410,691 | 101 | 10,051 |
| Probate | L | 2 | I | 1 | 27,476 A | 27,136 A | 99 | 676 |
| State Total | | | | | 1,846,010 * | 1,897,722 * | 103 | 45,435 |
| SOUTH DAKOTA | | | | | | | | |
| Circuit | G | 3 | B | 4 | 256,048 | 237,097 | 93 | 33,842 |

(continued on next page)

TABLE 8: Reported Grand Total State Trial Court Caseload, 2001 (continued)

| State/Court name: | Jurisdiction | Parking | Criminal unit of count | Support/ custody | Grand total filings and qualifying footnotes | Grand total dispositions and qualifying footnotes | Dispositions as a percentage of filings | Filings per 100,000 total population |
|---------------------------------|--------------|---------|------------------------|------------------|--|---|---|--------------------------------------|
| TENNESSEE | | | | | | | | |
| Circuit, Criminal, and Chancery | G | 2 | A | 6** | 245,275 A | 246,228 A | 100 | 4,373 |
| Probate | G | 2 | I | 1 | 1,981 | 2,324 | 117 | 35 |
| General Sessions | L | 1 | M | 6** | NA | NA | | |
| Juvenile | L | 2 | I | 4 | 150,765 | 234,661 | 156 | 2,627 |
| Municipal | L | 1 | M | 1 | NA | NA | | |
| State Total | | | | | | | | |
| TEXAS | | | | | | | | |
| District | G | 2 | B | 6** | 705,176 | 694,709 | 99 | 3,307 |
| County-level | L | 2 | B | 6** | 738,906 | 661,216 A | | 3,465 |
| Justice of the Peace | L | 4 | A | 1 | 2,879,598 A | 2,545,568 A | 88 | 13,503 |
| Municipal | L | 4 | A | 1 | 7,444,280 A | 7,281,289 A | 98 | 34,909 |
| State Total | | | | | 11,767,960 * | 11,182,782 * | | 55,184 |
| UTAH | | | | | | | | |
| District | G | 4 | J | 3 | 298,312 B | 301,804 B | 101 | 13,143 |
| Justice | L | 4 | B | 1 | 404,962 A | NA | | 17,841 |
| Juvenile | L | 2 | I | 1 | 50,795 | 51,699 | 102 | 2,238 |
| State Total | | | | | 754,069 * | | | 33,222 |
| VERMONT | | | | | | | | |
| District | G | 2 | D | 1 | 21,592 | 22,211 | 103 | 3,522 |
| Family | G | 2 | D | 4*** | 22,905 | 22,677 | 99 | 3,736 |
| Superior | G | 2 | B | 5 | 15,414 | 14,765 | 96 | 2,514 |
| Environmental | L | 2 | I | 1 | 240 | 268 | 112 | 39 |
| Probate | L | 2 | I | 1 | 5,003 | 4,731 | 95 | 816 |
| Judicial Bureau | L | 4 | I | 1 | 99,574 | 98,730 | 99 | 16,241 |
| State Total | | | | | 164,728 | 163,382 | 99 | 26,868 |
| VIRGINIA | | | | | | | | |
| Circuit | G | 2 | A | 3 | 274,805 | 260,088 | 95 | 3,823 |
| District | L | 4 | A | 4 | 3,781,879 | 3,850,359 | 102 | 52,616 |
| State Total | | | | | 4,056,684 | 4,110,447 | 101 | 56,439 |
| WASHINGTON | | | | | | | | |
| Superior | G | 2 | D | 6 | 245,015 C | 239,439 C | 98 | 4,092 |
| District | L | 4 | C | 1 | 859,871 | 918,726 | 107 | 14,360 |
| Municipal | L | 4 | C | 1 | 1,012,366 A | 1,047,516 A | 103 | 16,907 |
| State Total | | | | | 2,117,252 * | 2,205,681 * | 104 | 35,358 |
| WEST VIRGINIA | | | | | | | | |
| Circuit | G | 2 | J | 5 | 68,076 B | 63,016 B | 93 | 3,778 |
| Magistrate | L | 2 | J | 1 | 371,934 | 340,395 | 92 | 20,641 |
| Municipal | L | 1 | A | 1 | NA | NA | | |
| State Total | | | | | | | | |
| WISCONSIN | | | | | | | | |
| Circuit | G | 3 | D | 6** | 1,025,914 | 1,021,588 | 100 | 18,992 |
| Municipal | L | 3 | A | 1 | NA | 508,036 A | | |
| State Total | | | | | | 1,529,624 * | | |
| WYOMING† | | | | | | | | |
| District | G | 2 | J | 5 | 15,535 | 16,005 | 103 | 3,142 |
| Circuit | L | 1 | J | 4 | 111,198 A | 111,072 A | 100 | 22,490 |
| Justice of the Peace | L | 1 | J | 1 | NA | NA | | |
| Municipal | L | 1 | A | 1 | NA | NA | | |
| State Total | | | | | | | | |

(continued on next page)

TABLE 8: Reported Grand Total State Trial Court Caseload, 2001 (continued)

NOTE: All state trial courts with grand total jurisdiction are listed in the table, regardless of whether caseload data are available. Blank spaces in the table indicate that a particular calculation, such as the total state caseload, is not appropriate. State total "filings per 100,000 population" may not equal the sum of the filing rates for the individual courts due to rounding.

NA = Data are not available.

JURISDICTION CODES:

G = General Jurisdiction
L = Limited Jurisdiction

SUPPORT/CUSTODY CODES:

- 1 = The court does not have jurisdiction over support/custody cases
- 2 = Support/custody caseload data are not available
- 3 = Only contested support/custody cases and all interstate support cases (where the court has jurisdiction) are counted separately from marriage dissolution cases
- 4 = Both contested and uncontested support/custody cases and interstate support cases (where the court has jurisdiction) are counted separately from marriage dissolution cases
- 5 = Support/custody is counted as a proceeding of the marriage dissolution and, thus, a marriage dissolution that involves support/custody is counted as one case
- 6 = Support/custody is counted as a proceeding of the marriage dissolution, but interstate support cases are counted separately
- ** = Nondissolution support/custody cases are also counted separately
- *** = Court has only interstate support jurisdiction

PARKING CODES:

- 1 = Parking data are unavailable
- 2 = Court does not have parking jurisdiction
- 3 = Only contested parking cases are included
- 4 = Both contested and uncontested parking cases are included
- 5 = Parking cases are handled administratively
- 6 = Uncontested parking cases are handled administratively; contested parking cases are handled by the court

CRIMINAL UNIT OF COUNT CODES:

- M = Missing data
- I = Data element is inapplicable
- A = Single defendant—single charge
- B = Single defendant—single incident (one/more charges)
- C = Single defendant—single incident/maximum number charges (usually two)
- D = Single defendant—one/more incidents
- E = Single defendant—content varies with prosecutor
- F = One/more defendants—single charge
- G = One/more defendants—single incident (one/more charges)
- H = One/more defendants—single incident/maximum number charges (usually two)
- J = One/more defendants—one/more incidents
- K = One/more defendants—content varies with prosecutor
- L = Inconsistent during reporting year
- Z = Both the defendant and charge components vary within the state

QUALIFYING FOOTNOTES:

The absence of a qualifying footnote indicates that data are complete.

† Data for all Oklahoma courts are for 1997. Data for Mississippi courts are for 1999. Data for Ohio Court of Claims, South Carolina Magistrate Court, South Carolina Municipal Court, and all Wyoming courts are for 2000. Data for Pennsylvania Court of Common Pleas are preliminary 2001 data.

+In 2001, Arkansas combined the Circuit and Chancery Courts into the Circuit Court and reduced the number of limited jurisdiction courts from six to two by combining the County, Police, and Common Pleas Courts into the Municipal Court which they renamed the District Court. In 2001, Maine eliminated the Administrative Court, transferring that caseload to the District Court.

* See the qualifying footnote for each court within the state. Each footnote has an effect on the state's total.

A: The following courts' data are incomplete:

- Alabama—Municipal Court—Grand total filed and disposed data do not include cases from several municipalities.
- California—Superior Court—Grand total filed and disposed data do not include partial data from several courts.
- Colorado—District, Denver Juvenile, and Denver Probate Courts—Grand total filed and disposed data do not include **administrative agency appeals** and **criminal appeals**.
- Delaware—Alderman's Court—Grand total filed and disposed data do not include cases from two of eight courts, and are less than 75% complete.
- Florida—Circuit Court—Grand total filed data do not include partial data from several courts. Disposed data do not include **civil appeals**, **criminal appeals**, reopened cases, partial data from several courts and are less than 75% complete.
—County Court—Grand total filed and disposed data do not include partial data due to incomplete reporting. Disposed data also do not include reopened cases.
- Georgia—Juvenile Court—Grand total filed and disposed data do not include cases from several counties.
—State Court—Grand total filed and disposed data do not include cases from several courts.
- Idaho—District Court—Grand total filed and disposed data do not include **mental health** cases.
—Magistrates Division—Grand total filed and disposed data do not include **mental health** and **parking** cases.
- Indiana—Superior and Circuit Courts—Grand total filed and disposed data do not include **civil appeals**, **criminal appeals** and some **support/custody** cases.
- Kansas—Municipal Court—Grand total filed and disposed data do not include **parking** cases.
- Maryland—District Court—Grand total disposed data do not include **ordinance violation**, **parking** and most **civil** cases, and are less than 75% complete.
- Massachusetts—Probate and Family Court—Grand total disposed data do not include **paternity equity** cases and are less than 75% complete.
- Michigan—Circuit Court—Grand total disposed data do not include **adoption**, **traffic**, **juvenile**, and some **miscellaneous domestic relations** cases.
- Mississippi—Circuit Court—Grand total filed data do not include **criminal** cases, and are less than 75% complete.
—Chancery Court—Grand total filed and disposed data do not include **juvenile** cases.
—County Court—Grand total filed and disposed data do not include **criminal** and **juvenile** cases.

(continued on next page)

TABLE 8: Reported Grand Total State Trial Court Caseload, 2001 (continued)

Missouri—Circuit Court—Grand total filed and disposed data do not include those **ordinance violation** cases heard by municipal judges.

Montana—City Court—Grand total filed data do not include cases from several courts.

Nebraska—County Court—Grand total filed data do not include **parking** cases.

Nevada—District Court—Grand total disposed data do not include partial data from several courts, and are less than 75% complete.
—Justice Court—Grand total filed and disposed data do not include partial data from several courts, and are less than 75% complete.
—Municipal Court—Grand total filed and disposed data do not include partial data from several courts, and are less than 75% complete.

New Hampshire—Probate Court—Grand total disposed data do not include some **estate** and some **miscellaneous civil** cases, and are less than 75% complete.

New York—Civil Court of the City of New York—Grand total filed and disposed data do not include **administrative agency appeals** cases.
—Criminal Court of the City of New York—Grand total filed and disposed data do not include **moving traffic, miscellaneous traffic, and some ordinance violation** cases.
—District and City Courts—Grand total filed and disposed data do not include **administrative agency appeals** cases.

North Carolina—District Court—Grand total filed and disposed data do not include **mental health** cases. Disposed data also do not include **miscellaneous civil** cases.

North Dakota—Municipal Court—Grand total filed and disposed data do not include **ordinance violation and parking** cases, and are less than 75% complete.

Pennsylvania—Court of Common Pleas—Grand total filed and disposed data do not include some **civil appeals** and some **criminal appeals** cases.
—Philadelphia Traffic Court—Grand total filed and disposed data do not include **ordinance violation, parking, and miscellaneous traffic** cases, and are less than 75% complete.

Rhode Island—Workers' Compensation Court—Grand total filed and disposed data do not include some **administrative agency appeals**.
—District Court—Grand total disposed data do not include **mental health, domestic violence, and administrative agency appeals**.
—Family Court—Grand total disposed data do not include **marriage dissolution, paternity, and interstate support** cases, and are less than 75% complete.

South Carolina—Magistrate Court—Grand total filed and disposed data do not include **ordinance violation** cases.
—Probate Court—Grand total filed and disposed data do not include **mental health** cases, and are less than 75% complete.

Tennessee—Circuit, Criminal and Chancery Courts—Grand total filed and disposed data do not include **miscellaneous criminal** cases.

Texas—County-level Court—Grand total disposed data do not include **estate and mental health** cases.
—Justice of the Peace Court—Grand total filed and disposed data do not include partial data from several courts.
—Municipal Court—Grand total filed and disposed data do not include partial data from several courts.

Washington—Municipal Court—Grand total filed and disposed data do not include partial data from several courts.

Wisconsin—Municipal Court—Grand total disposed data do not include partial data from several courts.

Wyoming—Circuit Court—Grand total disposed data do not include **trial court civil appeals and criminal appeals** cases.

B: The following courts' data are overinclusive:

Alabama—Circuit Court—Grand total filed and disposed data include **postconviction remedy proceedings and extraordinary writs**.

Delaware—Superior Court—Grand total filed and disposed data include **postconviction remedy proceedings and extraordinary writs**.

Iowa—District Court—Grand total filed data include **postconviction remedy proceedings**.

Kentucky—District Court—Grand total filed and disposed data include **sentence review only proceedings**.

Maryland—Circuit Court—Grand total filed and disposed data include **estate** cases from the Orphan's Court, and some **postconviction remedy and sentence review only proceedings**.

Nebraska—District Court—Grand total filed data include **postconviction remedy proceedings**.

New York—Supreme and County Court—Grand total filed and disposed data include **postconviction remedy proceedings**.

North Carolina—Superior Court—Grand total filed and disposed data include **mental health** cases from District Court.

Ohio—Court of Common Pleas—Grand total filed and disposed data include **postconviction remedy proceedings**.

South Carolina—Circuit Court—Grand total filed and disposed data include **postconviction remedy proceedings**.

Utah—District Court—Grand total filed and disposed data include **sentence review only proceedings**.

West Virginia—Circuit Court—Grand total filed and disposed data include **postconviction remedy proceedings and extraordinary writs**.

C: The following courts' data are incomplete and overinclusive:

Alaska—Superior Court—Grand total filed and disposed data include **extraordinary writs, orders to show cause, unfair trade practices, and postconviction remedy proceedings**, but do not include **criminal appeals** cases.

Colorado—County Court—Grand total filed data include **preliminary hearing proceedings**, but do not include **miscellaneous civil** (name change) cases from counties other than Denver. Disposed data include **preliminary hearing proceedings**, but do not include **civil, criminal, and traffic** data from Denver County Court, **miscellaneous civil** cases from counties other than Denver, and are less than 75% complete.

Connecticut—Superior Court—Grand total filed and disposed data include **postconviction remedy proceedings**, but do not include most **interstate support** cases. Disposed data also do not include most **small claims** cases.

Georgia—Superior Court—Grand total filed and disposed data include **extraordinary writs** and do not include data from one circuit.

Iowa—District Court—Grand total disposed data include **postconviction remedy proceedings**, but do not include **juvenile** cases.

Maine—Superior Court—Grand total filed data include **postconviction remedy and sentence review only proceedings**, but do not include **criminal and traffic** cases, and are less than 75% complete.

Montana—Justice of the Peace Court—Grand total filed data include some City Court data, but do not include partial data from three courts.

Washington—Superior Court—Grand total filed and disposed data include **postconviction remedy proceedings and extraordinary writs**, but do not include partial **juvenile** caseload from one court.

TABLE9: Reported Total State Trial Court Civil Caseload, 2001

| State/Court name: | Jurisdiction | Support/custody: | | Total civil filings and qualifying footnotes | Total civil dispositions and qualifying footnotes | Dispositions as a percentage of filings | Filings per 100,000 total population |
|--|--------------|--------------------------|------------------------------|--|---|---|--------------------------------------|
| | | (a) method of count code | (b) decree change counted as | | | | |
| ALABAMA | | | | | | | |
| Circuit | G | 6 | NF | 113,770 B | 108,785 B | 96 | 2,548 |
| District | L | 2 | I | 163,842 | 162,151 | 99 | 3,670 |
| Probate | L | 1 | I | NA | NA | | |
| State Total | | | | | | | |
| ALASKA | | | | | | | |
| Superior | G | 6 | R | 11,766 B | 11,503 C | | 1,853 |
| District | L | 2 | I | 27,213 B | 27,427 B | 101 | 4,286 |
| State Total | | | | 38,979 * | 38,930 * | | 6,139 |
| ARIZONA+ | | | | | | | |
| Superior | G | 6 | NF | 114,463 | 117,212 | 102 | 2,157 |
| Tax | G | 1 | I | 1,142 | 1,166 | 102 | 22 |
| Justice of the Peace | L | 1 | I | 165,265 | 154,103 | 93 | 3,114 |
| Municipal | L | 1 | I | 19,975 | 18,558 | 93 | 376 |
| State Total | | | | 300,845 | 291,039 | 97 | 5,668 |
| ARKANSAS | | | | | | | |
| Circuit | G | 1 | I | 96,889 | 92,075 | 95 | 3,599 |
| City | L | 1 | I | 0 | 0 | | |
| District | L | 1 | I | 108,845 | 43,958 | 40 | 4,043 |
| State Total | | | | 205,734 | 136,033 | 66 | 7,642 |
| CALIFORNIA | | | | | | | |
| Superior | G | 6 | NC | 1,505,589 A | 1,314,965 A | 87 | 4,364 |
| COLORADO | | | | | | | |
| District, Denver Juvenile, Denver Probate | G | 3 | R | 94,900 A | 84,152 A | 89 | 2,148 |
| Water | G | 1 | I | 1,247 | 1,247 | 100 | 28 |
| County | L | 1 | I | 209,079 A | 153,168 A | 73 | 4,733 |
| State Total | | | | 305,226 * | 238,567 * | 78 | 6,909 |
| CONNECTICUT | | | | | | | |
| Superior | G | 5** | NC | 177,721 C | 107,628 C | 61 | 5,189 |
| Probate | L | 4 | R | 74,549 | NA | | 2,177 |
| State Total | | | | 252,270 * | | | 7,365 |
| DELAWARE | | | | | | | |
| Court of Chancery | G | 1 | I | 4,197 | 3,868 | 92 | 527 |
| Superior | G | 1 | I | 8,812 B | 10,671 B | 121 | 1,107 |
| Court of Common Pleas | L | 1 | I | 8,058 | 6,574 | 82 | 1,012 |
| Family | L | 3** | R | 38,751 B | 36,627 B | 95 | 4,867 |
| Justice of the Peace | L | 1 | I | 27,874 | 23,527 | 84 | 3,501 |
| State Total | | | | 87,692 * | 81,267 * | 93 | 11,014 |
| DISTRICT OF COLUMBIA | | | | | | | |
| Superior | G | 6** | R | 110,742 | 109,449 | 99 | 19,367 |

(continued on next page)

TABLE 9: Reported Total State Trial Court Civil Caseload, 2001 (continued)

| State/Court name: | Jurisdiction | Support/custody: | | Total civil filings and qualifying footnotes | Total civil dispositions and qualifying footnotes | Dispositions as a percentage of filings | Filings per 100,000 total population |
|-------------------------------------|--------------|--------------------------|------------------------------|--|---|---|--------------------------------------|
| | | (a) method of count code | (b) decree change counted as | | | | |
| FLORIDA | | | | | | | |
| Circuit | G | 4 | R | 889,389 A | 488,361 A | 55 | 5,424 |
| County | L | 1 | I | 521,640 A | 363,960 A | 70 | 3,181 |
| State Total | | | | 1,411,029 * | 852,321 * | 60 | 8,606 |
| GEORGIA | | | | | | | |
| Superior | G | 3 | NF | 213,998 C | 204,565 C | 96 | 2,552 |
| Civil | L | 1 | I | NA | NA | | |
| Magistrate | L | 1 | I | 377,867 | 266,104 | 70 | 4,507 |
| Municipal | L | 1 | I | NA | NA | | |
| Probate † | L | 1 | I | 42,333 | NA | | 505 |
| State | L | 1 | I | 150,895 A | 81,710 A | 54 | 1,800 |
| State Total | | | | | | | |
| HAWAII | | | | | | | |
| Circuit | G | 6 | R | 24,081 | 23,556 | 98 | 1,967 |
| District | L | 1 | I | 21,990 | 23,658 | 108 | 1,796 |
| State Total | | | | 46,071 | 47,214 | 102 | 3,763 |
| IDAHO | | | | | | | |
| District | G | 6** | R | 6,931 A | 6,449 A | 93 | 525 |
| Magistrates Division | L | 6** | R | 81,004 A | 78,395 A | 97 | 6,132 |
| State Total | | | | 87,935 * | 84,844 * | 96 | 6,657 |
| ILLINOIS | | | | | | | |
| Circuit | G | 6** | R | 684,342 | 688,323 | 101 | 5,482 |
| INDIANA | | | | | | | |
| Probate | G | 1 | I | 2,051 | 1,310 | 64 | 34 |
| Superior and Circuit | G | 5 | R | 455,430 A | 431,819 A | 95 | 7,448 |
| City and Town | L | 1 | I | 12,308 | 13,170 | 107 | 201 |
| County | L | 1 | I | 10,336 | 12,648 | 122 | 169 |
| Small Claims Court of Marion County | L | 1 | I | 75,111 | 75,473 | 100 | 1,228 |
| State Total | | | | 555,236 * | 534,420 * | 96 | 9,080 |
| IOWA | | | | | | | |
| District | G | 6 | NF | 192,628 B | 190,061 B | 99 | 6,590 |
| KANSAS | | | | | | | |
| District | G | 6** | NC | 201,311 | 202,920 | 101 | 7,471 |
| KENTUCKY | | | | | | | |
| Circuit | G | 6 | R | 79,722 | 72,780 | 91 | 1,961 |
| District | L | 1 | I | 189,281 A | 180,720 A | 95 | 4,656 |
| State Total | | | | 269,003 * | 253,500 * | 94 | 6,617 |
| LOUISIANA | | | | | | | |
| District | G | 6 | NF | 179,211 | NA | | 4,013 |
| Family and Juvenile | G | 4*** | NF | 9,528 | 8,952 | 94 | 213 |
| City and Parish | L | 1 | I | 85,279 | 70,228 | 82 | 1,910 |
| Justice of the Peace | L | 1 | I | NA | NA | | |
| State Total | | | | | | | |
| MAINE+ | | | | | | | |
| Superior | G | 6 | NC | 3,841 | NA | | 271 |
| District | L | 5 | NC | 46,622 | 42,061 | 90 | 3,623 |
| Probate | L | 1 | I | NA | NA | | |
| State Total | | | | | | | |

(continued on next page)

TABLE 9: Reported Total State Trial Court Civil Caseload, 2001 (continued)

| State/Court name: | Jurisdiction | Support/custody: | | Total civil filings and qualifying footnotes | Total civil dispositions and qualifying footnotes | Dispositions as a percentage of filings | Filings per 100,000 total population |
|------------------------|--------------|--------------------------|------------------------------|--|---|---|--------------------------------------|
| | | (a) method of count code | (b) decree change counted as | | | | |
| MARYLAND | | | | | | | |
| Circuit | G | 6** | NF | 171,582 B | 166,963 B | 97 | 3,192 |
| District | L | 1 | I | 785,391 | 22,155 A | | 14,612 |
| Orphan's | L | 1 | I | NA | NA | | |
| State Total | | | | | | | |
| MASSACHUSETTS | | | | | | | |
| Superior Court | G | 5** | R | 25,285 | 24,403 | 97 | 396 |
| District Court | L | 5** | R | 260,313 | 235,284 | 90 | 4,081 |
| Boston Municipal Court | L | 1 | I | 20,724 | 18,738 | 90 | 325 |
| Housing Court | L | 1 | I | 32,617 | NA | | 511 |
| Juvenile Court | L | 1 | I | 917 | NA | | 14 |
| Land Court | L | 1 | I | 11,184 | 9,546 | 85 | 175 |
| Probate & Family Court | L | 5** | R | 154,067 | 109,434 A | | 2,415 |
| State Total | | | | 505,107 | | | 7,918 |
| MICHIGAN | | | | | | | |
| Circuit | G | 6** | NC | 222,262 | 208,973 A | | 2,225 |
| Court of Claims | G | 1 | I | 323 | 365 | 113 | 3 |
| District | L | 1 | I | 518,318 | 514,554 | 99 | 5,188 |
| Municipal | L | 1 | I | 900 | 873 | 97 | 9 |
| Probate | L | 1 | I | 67,137 | NA | | 672 |
| State Total | | | | 808,940 | | | 8,097 |
| MINNESOTA | | | | | | | |
| District | G | 6 | NF | 216,626 | 211,153 | 97 | 4,357 |
| MISSISSIPPI † | | | | | | | |
| Circuit | G | 1 | I | 22,722 | 13,837 | 61 | 795 |
| Chancery | L | 5 | NF | 72,041 | 45,278 | 63 | 2,521 |
| County | L | 4 | NF | 33,153 A | 22,004 A | 66 | 1,160 |
| Justice | L | 1 | I | NA | NA | | |
| State Total | | | | | | | |
| MISSOURI | | | | | | | |
| Circuit | G | 6** | NF | 291,264 A | 287,017 A | 99 | 5,174 |
| MONTANA | | | | | | | |
| District | G | 3 | R | 23,656 | 21,410 | 91 | 2,616 |
| Water | G | 1 | I | NA | NA | | |
| Workers' Compensation | G | 1 | I | 288 | 167 | 58 | 32 |
| City | L | 1 | I | 505 A | NA | | 56 |
| Justice of the Peace | L | 1 | I | 28,432 C | NA | | 3,144 |
| Municipal | L | 1 | I | 547 | NA | | 60 |
| State Total | | | | | | | |
| NEBRASKA | | | | | | | |
| District | G | 5 | R | 30,295 C | NA | | 1,768 |
| County | L | 1 | I | 72,769 | NA | | 4,247 |
| Workers' Compensation | L | 1 | I | 133 | 126 | 95 | 8 |
| State Total | | | | 103,197 * | | | 6,024 |
| NEVADA | | | | | | | |
| District | G | 2 | R | 65,203 | 46,098 A | | 3,096 |
| Justice | L | 1 | I | 93,306 A | 8,278 A | 9 | 4,430 |
| Municipal | L | 1 | I | NA | NA | | |
| State Total | | | | | | | |

(continued on next page)

TABLE 9: Reported Total State Trial Court Civil Caseload, 2001 (continued)

| State/Court name: | Jurisdiction | Support/custody: | | Total civil filings and qualifying footnotes | Total civil dispositions and qualifying footnotes | Dispositions as a percentage of filings | Filings per 100,000 total population |
|---------------------------------------|--------------|--------------------------|------------------------------|--|---|---|--------------------------------------|
| | | (a) method of count code | (b) decree change counted as | | | | |
| NEW HAMPSHIRE | | | | | | | |
| Superior | G | 5 | R | 38,765 | 36,692 | 95 | 3,079 |
| District | L | 1 | I | 38,459 | 36,184 | 94 | 3,054 |
| Probate | L | 1 | I | 10,410 | 9,739 A | | 827 |
| State Total | | | | 87,634 | 82,615 * | | 6,960 |
| NEW JERSEY | | | | | | | |
| Superior | G | 6** | R | 1,013,677 | 1,035,636 | 102 | 11,947 |
| Tax | L | 1 | I | 4,796 | 5,124 | 107 | 57 |
| State Total | | | | 1,018,473 | 1,040,760 | 102 | 12,004 |
| NEW MEXICO | | | | | | | |
| District | G | 6 | R | 66,145 | 65,524 | 99 | 3,616 |
| Magistrate | L | 1 | I | 23,775 | 11,906 | 50 | 1,300 |
| Metropolitan Ct. of Bernalillo County | L | 1 | I | 18,461 | 17,214 | 93 | 1,009 |
| Probate | L | 1 | I | NA | NA | | |
| State Total | | | | | | | |
| NEW YORK | | | | | | | |
| Supreme and County | G | 1 | I | 432,574 B | 464,742 B | 107 | 2,275 |
| Civil Court of the City of New York | L | 1 | I | 629,031 A | 470,258 A | 75 | 3,309 |
| Court of Claims | L | 1 | I | 1,910 | 2,331 | 122 | 10 |
| District and City | L | 1 | I | 249,067 A | 232,161 A | 93 | 1,310 |
| Family | L | 4 | R | 576,132 | 572,580 | 99 | 3,030 |
| Surrogates' | L | 1 | I | 163,166 | 124,858 | 77 | 858 |
| Town and Village Justice | L | 1 | I | 15,120 | 15,120 | 100 | 80 |
| State Total | | | | 2,066,982 * | 1,882,050 * | 91 | 10,872 |
| NORTH CAROLINA | | | | | | | |
| Superior | G | 1 | I | 165,528 B | 152,717 B | 92 | 2,022 |
| District | L | 6** | R | 544,766 A | 477,311 A | 88 | 6,655 |
| State Total | | | | 710,294 * | 630,028 * | 89 | 8,677 |
| NORTH DAKOTA | | | | | | | |
| District | G | 6** | NF | 38,830 | 39,085 | 101 | 6,120 |
| OHIO | | | | | | | |
| Court of Common Pleas | G | 6** | R | 474,242 B | 451,286 B | 95 | 4,170 |
| County | L | 1 | I | 25,485 | 25,453 | 100 | 224 |
| Court of Claims† | L | 1 | I | 4,101 | 6,634 | 162 | 36 |
| Municipal | L | 1 | I | 440,141 | 417,747 | 95 | 3,870 |
| State Total | | | | 943,969 * | 901,120 * | 95 | 8,300 |
| OKLAHOMA † | | | | | | | |
| District | G | 6 | R | 267,042 | 256,626 | 96 | 7,718 |
| Court of Tax Review | L | 1 | I | NA | NA | | |
| State Total | | | | | | | |
| OREGON | | | | | | | |
| Circuit | G | 6** | R | 205,227 B | 202,537 B | 99 | 5,909 |
| Tax | G | 1 | I | 1,219 | 997 | 82 | 35 |
| County | L | 1 | I | NA | NA | | |
| Justice | L | 1 | I | NA | NA | | |
| State Total | | | | | | | |

(continued on next page)

TABLE 9: Reported Total State Trial Court Civil Caseload, 2001 (continued)

| State/Court name: | Jurisdiction | Support/custody: | | Total civil filings and qualifying footnotes | Total civil dispositions and qualifying footnotes | Dispositions as a percentage of filings | Filings per 100,000 total population |
|---------------------------------|--------------|--------------------------|------------------------------|--|---|---|--------------------------------------|
| | | (a) method of count code | (b) decree change counted as | | | | |
| PENNSYLVANIA † | | | | | | | |
| Court of Common Pleas | G | 4 | NF | 421,691 A | 417,116 A | 99 | 3,432 |
| District Justice | L | 1 | I | 214,886 | 208,816 | 97 | 1,749 |
| Philadelphia Municipal | L | 1 | I | 135,475 A | 140,884 A | 104 | 1,103 |
| Pittsburgh City Magistrates | L | 1 | I | 4,364 | NA | | 36 |
| State Total | | | | 776,416 * | | | 6,319 |
| PUERTO RICO | | | | | | | |
| Court of First Instance | G | 6 | NF | 158,665 A | 151,767 A | 96 | 4,166 |
| RHODE ISLAND | | | | | | | |
| Superior | G | 1 | I | 9,055 | 6,717 | 74 | 855 |
| Workers' Compensation | L | 1 | I | 8,964 A | 8,877 A | 99 | 847 |
| District | L | 1 | I | 33,312 | 33,919 A | | 3,146 |
| Family | L | 6 | R | 12,822 | 8,093 A | | 1,211 |
| Probate | L | 1 | I | NA | NA | | |
| State Total | | | | | | | |
| SOUTH CAROLINA | | | | | | | |
| Circuit | G | 1 | I | 64,280 B | 64,100 B | 100 | 1,582 |
| Family | L | 6** | NF | 67,606 B | 68,089 B | 101 | 1,664 |
| Magistrate† | L | 1 | I | 201,349 | 190,262 | 94 | 4,956 |
| Probate | L | 1 | I | 27,476 A | 27,136 A | 99 | 676 |
| State Total | | | | 360,711 * | 349,587 * | 97 | 8,878 |
| SOUTH DAKOTA | | | | | | | |
| Circuit | G | 4 | NC | 65,835 | 60,547 | 92 | 8,701 |
| TENNESSEE | | | | | | | |
| Circuit, Criminal, and Chancery | G | 6** | R | 133,800 | 133,601 | 100 | 2,331 |
| Probate | G | 1 | I | 1,981 | 2,324 | 117 | 35 |
| General Sessions | L | 6** | R | NA | NA | | |
| Juvenile | L | 4 | R | 21,429 | 46,456 | 216 | 374 |
| State Total | | | | | | | |
| TEXAS | | | | | | | |
| District | G | 6** | R | 500,460 B | 491,328 B | 98 | 2,347 |
| County-level | L | 6** | R | 205,694 B | 119,288 C | | 965 |
| Justice of the Peace | L | 1 | I | 260,391 A | 218,739 A | 84 | 1,221 |
| Municipal | L | 1 | I | 837 A | 837 A | 100 | 4 |
| State Total | | | | 967,382 * | 830,192 * | | 4,536 |
| UTAH | | | | | | | |
| District | G | 3 | R | 163,470 | 154,419 | 94 | 7,202 |
| Justice | L | 1 | I | 7,636 A | NA | | 336 |
| State Total | | | | 171,106 * | | | 7,538 |
| VERMONT | | | | | | | |
| District | G | 1 | I | 1,858 | 1,940 | 104 | 303 |
| Family | G | 4*** | NC | 20,814 | 20,447 | 98 | 3,395 |
| Superior | G | 5 | NC | 15,412 | 14,765 | 96 | 2,514 |
| Environmental | L | 1 | I | 240 | 268 | 112 | 39 |
| Probate | L | 1 | I | 5,003 | 4,731 | 95 | 816 |
| State Total | | | | 43,327 | 42,151 | 97 | 7,067 |
| VIRGINIA | | | | | | | |
| Circuit | G | 3 | R | 113,157 | 99,789 | 88 | 1,574 |
| District | L | 4 | R | 1,328,139 A | 1,356,840 A | 102 | 18,478 |
| State Total | | | | 1,441,296 * | 1,456,629 * | 101 | 20,052 |

(continued on next page)

TABLE 9: Reported Total State Trial Court Civil Caseload, 2001 (continued)

| State/Court name: | Jurisdiction | Support/custody: | | Total civil filings and qualifying footnotes | Total civil dispositions and qualifying footnotes | Dispositions as a percentage of filings | Filings per 100,000 total population |
|----------------------|--------------|--------------------------|------------------------------|--|---|---|--------------------------------------|
| | | (a) method of count code | (b) decree change counted as | | | | |
| WASHINGTON | | | | | | | |
| Superior | G | 6 | R | 156,448 B | 150,717 B | 96 | 2,613 |
| District | L | 1 | I | 143,984 | 114,330 | 79 | 2,405 |
| Municipal | L | 1 | I | 467 A | 116 A | 25 | 8 |
| State Total | | | | 300,899 * | 265,163 * | 88 | 5,025 |
| WEST VIRGINIA | | | | | | | |
| Circuit | G | 5 | R | 53,136 B | 49,001 B | 92 | 2,949 |
| Magistrate | L | 1 | I | 62,975 | 63,248 | 100 | 3,495 |
| State Total | | | | 116,111 * | 112,249 * | 97 | 6,444 |
| WISCONSIN | | | | | | | |
| Circuit | G | 6** | NF | 286,855 A | 284,963 A | 99 | 5,310 |
| WYOMING† | | | | | | | |
| District | G | 5 | R | 11,875 | 12,299 | 104 | 2,402 |
| Circuit | L | 4 | R | 19,625 A | 18,088 A | 92 | 3,969 |
| Justice of the Peace | L | 1 | I | NA | NA | | |
| State Total | | | | | | | |

NOTE: All state trial courts with civil jurisdiction are listed in the table regardless of whether caseload data are available. Blank spaces in the table indicate that a particular calculation, such as the total state caseload, is not appropriate. State total "filings per 100,000 population" may not equal the sum of the filing rates for the individual courts due to rounding.

NA = Data are not available

JURISDICTION CODES:

G = General Jurisdiction
L = Limited Jurisdiction

SUPPORT/CUSTODY CODES:

(a) Method of count codes:

- 1 = The court does not have jurisdiction over support/custody cases
- 2 = Support/custody caseload data are not available
- 3 = Only contested support/custody cases and all interstate support cases (where the court has jurisdiction) are counted separately from marriage dissolution cases
- 4 = Both contested and uncontested support/custody cases and interstate support cases (where the court has jurisdiction) are counted separately from marriage dissolution cases
- 5 = Support/custody is counted as a proceeding of the marriage dissolution and, thus, a marriage dissolution that involves support/custody is counted as one case
- 6 = Support/custody is counted as a proceeding of the marriage dissolution, but interstate support cases are counted separately

** Nondissolution support/custody cases are also counted separately.

*** Court has only interstate support jurisdiction.

(b) Decree change counted as:

NC = Not counted/collected
NF = New filing
R = Reopened case

QUALIFYING FOOTNOTES:

The absence of a qualifying footnote indicates that data are complete.

† Data for all Oklahoma Courts are for 1997. Data for all Mississippi courts are for 1999. Data for Ohio Court of Claims, South Carolina Magistrate Court, and all Wyoming courts are for 2000. Data for Pennsylvania Court of Common Pleas are preliminary 2001 data.

+In 2001, Arkansas combined the Circuit and Chancery Courts into the Circuit Court and reduced the number of limited jurisdiction courts from six to two by combining the County, Police, and Common Pleas Courts into the Municipal Court which they renamed the District Court. In 2001, Maine eliminated the Administrative Court, transferring that caseload to the District Court.

* See the qualifying footnote for each court within the state. Each footnote has an effect on the state's total.

A: The following courts' data are incomplete:
California—Superior Court—Total civil filed and disposed data do not include partial data from several courts.

(continued on next page)

TABLE 9: Reported Total State Trial Court Civil Caseload, 2001 (continued)

Colorado—District, Denver Juvenile & Denver Probate Court—Total **civil** filed and disposed data do not include **administrative agency appeals**. Disposed data also do not include **adoption, paternity**, and some **support/custody** cases.

—County Court—Total **civil** filed and disposed data do not include most **miscellaneous civil** cases. Disposed data also do not include cases from Denver County Court.

Florida—Circuit Court—Total **civil** filed and disposed data do not include partial data from several courts. Disposed data also do not include **civil appeals** and reopened cases, and are less than 75% complete.

—County Court—Total **civil** filed and disposed data do not include partial data from several courts. Disposed data also do not include reopened cases.

Georgia—State Court—Total **civil** filed and disposed data do not include any cases from several courts.

Idaho—District Court—Total **civil** filed and disposed data do not include **mental health** cases.

—Magistrate Division—Total **civil** filed and disposed data do not include **mental health** cases.

Indiana—Superior and Circuit Courts—Total **civil** filed and disposed data do not include **civil appeals** and **support/custody** cases.

Kentucky—District Court—Total **civil** filed and disposed data do not include **paternity** and **interstate support** cases.

Maryland—District Court—Total **civil** disposed data do not include **tort, contract, real property rights, small claims, and miscellaneous civil** cases, and are less than 75% complete.

Massachusetts—Probate and Family Court—Total **civil** disposed data do not include **paternity equity** cases, and are less than 75% complete.

Michigan—Circuit Court—Total **civil** disposed data do not include **adoption**, some **miscellaneous domestic relations**, and some **miscellaneous civil** cases.

Mississippi—County Court—Total **civil** filed and disposed data do not include some cases.

Missouri—Circuit Court—Total **civil** filed and disposed data do not include most **support/custody** cases and do not include partial data from one court.

Montana—City Court—Total **civil** disposed data do not include data from several courts.

Nevada—District Court—Total **civil** filed and disposed data do not include partial data from several courts.

—Justice Court—Total **civil** filed data do not include partial data from several courts.

New Hampshire—Probate Court—Total **civil** disposed data do not include some **estate** and some **miscellaneous civil** cases and are less than 75% complete.

New York—Civil Court of the City of New York—Total **civil** filed and disposed data do not include **administrative agency appeals** cases.

—District and City Court—Total **civil** filed and disposed data do not include **administrative agency appeals** cases.

North Carolina—District Court—Total **civil** filed and disposed data do not include **mental health** cases. Disposed data also do not include **miscellaneous civil** cases.

Pennsylvania—Court of Common Pleas—Total **civil** filed and disposed data do not include some **civil appeals** cases.

—Philadelphia Municipal Court—Total **civil** filed and disposed data

do not include **domestic violence** cases.

Puerto Rico—Court of First Instance—Total **civil** filed and disposed data do not include **domestic violence** cases.

Rhode Island—Workers' Compensation Court—Total **civil** filed and disposed data do not include some **administrative agency appeals**.

—District Court—Total **civil** disposed data do not include **mental health, domestic violence, and administrative agency appeals**.

—Family Court—Total **civil** disposed data do not include **marriage dissolution, interstate support, and paternity** cases, and are less than 75% complete.

South Carolina—Probate Court—Total **civil** filed and disposed data do not include **mental health** cases, and are less than 75% complete.

Texas—Justice of the Peace Court—Total **civil** filed and disposed data do not include partial data from several courts.

—Municipal Court—Total **civil** filed and disposed data do not include partial data from several courts

Utah—Justice Court—Total **civil** filed data do not include partial data from several courts.

Virginia—District Court—Total **civil** filed and disposed data do not include some **domestic relations** cases.

Washington—Municipal Court—Total **civil** filed and disposed data do not include partial data from several courts

Wisconsin—Circuit Court—Total **civil** filed and disposed data do not include **domestic violence** cases.

Wyoming—Circuit Court—Total **civil** disposed data do not include **trial court civil appeals** cases.

B: The following courts' data are overinclusive:

Alabama—Circuit Court—Total **civil** filed and disposed data include **extraordinary writs**.

Alaska—Superior Court—Total **civil** filed data include **extraordinary writs, orders to show cause, unfair trade practices, and postconviction remedy proceedings**.

—District Court—Total **civil** filed and disposed data include **juvenile** cases filed in noncomputerized District Courts.

Delaware—Superior Court—Total **civil** filed and disposed data include **extraordinary writs**.

—Family Court—Total **civil** filed and disposed data include **status offense petition** cases.

Iowa—District Court—Total **civil** filed and disposed data include **postconviction remedy proceedings**.

Maryland—Circuit Court—Total **civil** filed and disposed data include **estate** cases from the Orphan's Court.

Montana—Justice of the Peace Court—Total **civil** filed data include some City Court cases.

New York—Supreme and County Court—Total **civil** filed and disposed data include **postconviction remedy proceedings**.

North Carolina—Superior Court—Total **civil** filed and disposed data include **mental health** cases from District Court.

Ohio—Court of Common Pleas—Total **civil** filed and disposed data include **postconviction remedy proceedings**.

(continued on next page)

TABLE 9: Reported Total State Trial Court Civil Caseload, 2001 (continued)

Oregon—Circuit Court—Total **civil** filed and disposed data include **criminal appeals** cases.

South Carolina—Circuit Court—Total **civil** filed and disposed data include **postconviction remedy proceedings**.

—Family Court—Total **civil** filed and disposed data include **child-victim petition** cases.

Texas—District Court—Total **civil** filed and disposed data include **child-victim petition** cases.

—County-level Court—Total **civil** filed data include **child-victim petition** cases.

Washington—Superior Court—Total **civil** filed and disposed data include **postconviction remedy proceedings** and **extraordinary writs**.

West Virginia—Circuit Court—Total **civil** filed and disposed data include **postconviction remedy proceedings** and **extraordinary writs**.

C: The following courts' data are incomplete and overinclusive:

Alaska—Superior Court—Total **civil** disposed data include extraordinary writs, orders to show cause, unfair trade practices, and **postconviction remedy proceedings**, but do not include **miscellaneous domestic relations** (termination of parental rights) cases.

Connecticut—Superior Court—Total **civil** filed and disposed data include **postconviction remedy proceedings**, but do not include most **interstate support** cases. Disposed data also do not include most **small claims** cases, and are less than 75% complete.

Georgia—Superior Court—Total **civil** filed and disposed data include **extraordinary writs** but do not include data from one circuit.

Nebraska—District Court—Total **civil** filed data include **postconviction remedy proceedings**, but do not include **civil appeals** cases.

Texas—County-level Court—Total **civil** disposed data include **child-victim petition** cases, but do not include **probate/wills/intestate, guardianship/conservatorship/trusteeship**, and **mental health** cases, and are less than 75% complete.

TABLE 10: Reported Total State Trial Court Criminal Caseload, 2001

| <u>State/Court name:</u> | <u>Jurisdiction</u> | <u>Unit of count</u> | <u>Point of filing</u> | <u>Total criminal filings and qualifying footnotes</u> | <u>Total criminal dispositions and qualifying footnotes</u> | <u>Dispositions as a percentage of filings</u> | <u>Filings per 100,000 adult population</u> |
|---|---------------------|----------------------|------------------------|--|---|--|---|
| ALABAMA | | | | | | | |
| Circuit | G | G | A | 67,998 B | 69,057 B | 99 | 2,099 |
| District | L | B | B | 188,171 | 186,302 | 99 | 5,643 |
| Municipal | L | M | B | 152,096 C | 127,799 C | 84 | 4,561 |
| State Total | | | | 410,265 * | 383,158 * | 93 | 12,302 |
| ALASKA | | | | | | | |
| Superior | G | B | A | 3,337 A | 3,326 A | 100 | 755 |
| District | L | B | B | 28,939 B | 30,070 B | 104 | 6,549 |
| State Total | | | | 32,276 * | 33,396 * | 103 | 7,304 |
| ARIZONA | | | | | | | |
| Superior | G | D | A | 47,380 | 45,111 | 95 | 1,216 |
| Justice of the Peace | L | Z | B | 100,758 | 90,299 | 90 | 2,586 |
| Municipal | L | Z | B | 233,883 | 235,844 | 101 | 6,004 |
| State Total | | | | 382,021 | 371,254 | 97 | 9,807 |
| ARKANSAS+ | | | | | | | |
| Circuit | G | A | A | 62,623 | 60,886 | 97 | 3,118 |
| City | L | A | B | 18,661 | 13,217 | 71 | 929 |
| District | L | A | B | 356,105 | 271,305 | 76 | 17,732 |
| State Total | | | | 437,389 | 345,408 | 79 | 21,779 |
| CALIFORNIA | | | | | | | |
| Superior | G | B | A | 742,582 C | 690,516 C | 93 | 2,961 |
| COLORADO | | | | | | | |
| District, Denver Juvenile, Denver Probate | G | D | B | 36,860 A | 35,071 A | 95 | 1,121 |
| County | L | D | B | 109,278 B | 85,172 C | | 3,325 |
| State Total | | | | 146,138 * | 120,243 * | | 4,446 |
| CONNECTICUT | | | | | | | |
| Superior | G | E | A | 106,770 C | 107,665 C | 101 | 4,140 |
| DELAWARE | | | | | | | |
| Superior | G | B | A | 8,531 B | 7,891 B | 92 | 1,425 |
| Alderman's | L | A | B | 3,068 C | 2,977 C | 97 | 512 |
| Court of Common Pleas | L | A | B | NA | NA | | |
| Family | L | B | B | 5,566 | 5,444 | 98 | 930 |
| Justice of the Peace | L | B | B | 45,297 A | 46,730 A | 103 | 7,566 |
| State Total | | | | | | | |
| DISTRICT OF COLUMBIA | | | | | | | |
| Superior | G | B | G | 34,341 A | 34,331 A | 100 | 7,516 |
| FLORIDA | | | | | | | |
| Circuit | G | E | A | 200,258 A | 179,133 A | 89 | 1,582 |
| County | L | A | B | 381,187 A | 368,733 A | 97 | 3,011 |
| State Total | | | | 581,445 * | 547,866 * | 94 | 4,593 |

(continued on next page)

TABLE 10: Reported Total State Trial Court Criminal Caseload, 2001 (continued)

| State/Court name: | Jurisdiction | Unit of court | Point of filing | Total criminal filings and qualifying footnotes | Total criminal dispositions and qualifying footnotes | Dispositions as a percentage of filings | Filings per 100,000 adult population |
|-------------------------------|--------------|---------------|-----------------|---|--|---|--------------------------------------|
| GEORGIA | | | | | | | |
| Superior | G | G | A | 97,688 C | 98,046 C | 100 | 1,585 |
| County Recorder's Magistrate | L | M | M | NA | NA | | |
| Municipal | L | B | B | 66,704 | 48,475 | 73 | 1,082 |
| Municipal and City of Atlanta | L | M | M | NA | NA | | |
| Probate † | L | B | A | 7,141 A | 6,611 A | 93 | 116 |
| State | L | G | A | 108,573 A | 99,412 A | 92 | 1,762 |
| State Total | | | | | | | |
| HAWAII | | | | | | | |
| Circuit | G | G | B | 8,937 | 7,290 | 82 | 965 |
| District | L | A | C | 51,071 A | 49,292 A | 97 | 5,517 |
| State Total | | | | 60,008 * | 56,582 * | 94 | 6,483 |
| IDAHO | | | | | | | |
| District | G | J | F | 11,955 | 11,506 | 96 | 1,266 |
| Magistrates Division | L | J | F | 93,108 | 98,790 | 106 | 9,858 |
| State Total | | | | 105,063 | 110,296 | 105 | 11,123 |
| ILLINOIS | | | | | | | |
| Circuit | G | G | A | 559,712 | 563,815 | 101 | 6,068 |
| INDIANA | | | | | | | |
| Superior and Circuit | G | B | A | 209,440 A | 211,426 A | 101 | 4,622 |
| City and Town | L | B | F | 53,121 B | 49,417 B | 93 | 1,172 |
| County | L | B | F | 4,412 | 4,370 | 99 | 97 |
| State Total | | | | 266,973 * | 265,213 * | 99 | 5,892 |
| IOWA | | | | | | | |
| District | G | B | A | 85,466 A | 83,805 A | 98 | 3,904 |
| KANSAS | | | | | | | |
| District | G | B | C | 48,506 | 52,554 | 108 | 2,449 |
| Municipal | L | B | C | 13,091 A | 15,392 A | 118 | 661 |
| State Total | | | | 61,597 * | 67,946 * | 110 | 3,110 |
| KENTUCKY | | | | | | | |
| Circuit | G | B | A | 23,283 | 20,908 | 90 | 760 |
| District | L | B | F | 183,627 B | 196,230 B | 107 | 5,990 |
| State Total | | | | 206,910 * | 217,138 * | 105 | 6,750 |
| LOUISIANA | | | | | | | |
| District | G | Z | A | 153,725 | NA | | 4,735 |
| City and Parish | L | B | F | 239,462 | 206,343 | 86 | 7,376 |
| State Total | | | | 398,187 | | | 12,112 |
| MAINE | | | | | | | |
| Superior | G | E | A | 8,639 | 7,898 | 91 | 879 |
| District | L | E | F | 66,858 | 63,705 | 95 | 6,801 |
| State Total | | | | 75,497 | 71,603 | 95 | 7,680 |
| MARYLAND | | | | | | | |
| Circuit | G | B | A | 77,472 B | 72,878 B | 94 | 1,937 |
| District | L | B | A | 219,776 | 244,799 | 111 | 5,496 |
| State Total | | | | 297,248 * | 317,677 * | 107 | 7,433 |

(continued on next page)

TABLE 10: Reported Total State Trial Court Criminal Caseload, 2001 (continued)

| State/Court name: | Jurisdiction | Unit of count | Point of filing | Total criminal filings and qualifying footnotes | Total criminal dispositions and qualifying footnotes | Dispositions as a percentage of filings | Filings per 100,000 adult population |
|---------------------------------------|--------------|---------------|-----------------|---|--|---|--------------------------------------|
| MASSACHUSETTS | | | | | | | |
| Superior Court | G | D | B | 5,009 | 4,885 | 98 | 103 |
| District Court | L | D | B | 300,733 | 233,854 B | | 6,170 |
| Boston Municipal Court | L | D | B | 10,605 B | 8,937 B | 84 | 218 |
| Housing Court | L | D | B | 8,727 | NA | | 179 |
| State Total | | | | 325,074 * | | | 6,670 |
| MICHIGAN | | | | | | | |
| Circuit | G | B | A | 66,076 | 61,376 | 93 | 895 |
| District | L | B | B | 417,609 | 384,588 | 92 | 5,656 |
| Municipal | L | B | B | 3,276 | 3,445 | 105 | 44 |
| State Total | | | | 486,961 | 449,409 | 92 | 6,596 |
| MINNESOTA | | | | | | | |
| District | G | B | B | 263,199 B | 284,340 B | 108 | 7,173 |
| MISSISSIPPI † | | | | | | | |
| Circuit | G | B | B | NA | 23,262 | | |
| County | L | B | B | NA | NA | | |
| Justice | L | B | B | NA | NA | | |
| Municipal | L | B | B | NA | NA | | |
| State Total | | | | | | | |
| MISSOURI | | | | | | | |
| Circuit | G | G | G | 189,950 | 172,163 | 91 | 4,529 |
| MONTANA | | | | | | | |
| District | G | G | A | 7,215 | 6,124 | 85 | 1,071 |
| City | L | B | B | 17,634 A | NA | | 2,617 |
| Justice of the Peace | L | B | B | 54,403 C | NA | | 8,074 |
| Municipal | L | B | B | 40,744 | NA | | 6,047 |
| State Total | | | | 119,996 * | | | 17,809 |
| NEBRASKA | | | | | | | |
| District | G | B | A | 9,140 B | NA | | 724 |
| County | L | B | F | 114,827 B | NA | | 9,094 |
| State Total | | | | 123,967 * | | | 9,818 |
| NEVADA | | | | | | | |
| District | G | Z | A | 11,782 | 11,829 A | | 752 |
| Justice | L | Z | B | 46,286 A | 7,233 A | 16 | 2,954 |
| Municipal | L | Z | B | 65,161 A | 61,198 A | 94 | 4,159 |
| State Total | | | | 123,229 * | 80,260 * | | 7,864 |
| NEW HAMPSHIRE | | | | | | | |
| Superior | G | A | A | 22,003 | 20,585 | 94 | 2,330 |
| District | L | A | B | 51,226 | 50,016 | 98 | 5,424 |
| State Total | | | | 73,229 | 70,601 | 96 | 7,754 |
| NEW JERSEY | | | | | | | |
| Superior | G | B | A | 52,824 | 52,066 | 99 | 828 |
| Municipal | L | B | B | 408,464 | 385,995 | 94 | 6,402 |
| State Total | | | | 461,288 | 438,061 | 95 | 7,230 |
| NEW MEXICO | | | | | | | |
| District | G | E | A | 20,419 | 19,040 | 93 | 1,550 |
| Magistrate | L | E | B | 23,351 | 20,850 | 89 | 1,773 |
| Metropolitan Ct. of Bernalillo County | L | E | B | 14,862 | 14,362 | 97 | 1,128 |
| State Total | | | | 58,632 | 54,252 | 93 | 4,452 |

(continued on next page)

TABLE 10: Reported Total State Trial Court Criminal Caseload, 2001 (continued)

| State/Court name: | Jurisdiction | Unit of count | Point of filing | Total criminal filings and qualifying footnotes | Total criminal dispositions and qualifying footnotes | Dispositions as a percentage of filings | Filings per 100,000 adult population |
|--|--------------|---------------|-----------------|---|--|---|--------------------------------------|
| NEW YORK | | | | | | | |
| Supreme and County | G | E | A | 52,500 | 54,964 | 105 | 367 |
| Criminal Court of the City of New York | L | E | D | 315,106 | 320,898 | 102 | 2,194 |
| District and City | L | E | D | 262,835 B | 254,973 B | 97 | 1,836 |
| Town and Village Justice | L | E | B | 85,780 | 85,780 | 100 | 599 |
| State Total | | | | 715,221 * | 716,615 * | 100 | 4,996 |
| NORTH CAROLINA | | | | | | | |
| Superior | G | E | A | 136,869 | 133,374 | 97 | 2,212 |
| District | L | E | G | 544,462 C | 539,595 C | 99 | 8,798 |
| State Total | | | | 681,331 * | 672,969 * | 99 | 11,009 |
| NORTH DAKOTA | | | | | | | |
| District | G | B | A | 37,084 | 34,921 | 94 | 7,793 |
| Municipal | L | B | B | NA | NA | | |
| State Total | | | | | | | |
| OHIO | | | | | | | |
| Court of Common Pleas | G | B | C | 76,830 | 74,090 | 96 | 906 |
| County | L | B | E | 54,824 B | 54,908 B | 100 | 646 |
| Mayor's | L | B | E | NA | NA | | |
| Municipal | L | B | E | 602,070 B | 608,318 B | 101 | 7,096 |
| State Total | | | | | | | |
| OKLAHOMA † | | | | | | | |
| District | G | J | A | 95,935 | 81,632 | 85 | 3,742 |
| OREGON | | | | | | | |
| Circuit | G | B | G | 100,449 A | 98,277 A | 98 | 3,841 |
| Justice | L | E | B | NA | NA | | |
| Municipal | L | A | B | NA | NA | | |
| State Total | | | | | | | |
| PENNSYLVANIA | | | | | | | |
| Court of Common Pleas | G | B | A | 167,773 A | 169,173 A | 101 | 1,792 |
| District Justice | L | B | B | 176,835 | 173,199 | 98 | 1,889 |
| Philadelphia Municipal | L | B | B | 46,359 A | 45,403 A | 98 | 495 |
| Pittsburgh City Magistrates | L | B | B | 6,310 B | NA | | 67 |
| State Total | | | | 397,277 * | | | 4,243 |
| PUERTO RICO | | | | | | | |
| Court of First Instance | G | J | B | 87,387 B | 84,065 B | 96 | 3,218 |
| RHODE ISLAND | | | | | | | |
| Superior | G | D | A | 6,044 | 6,212 | 103 | 747 |
| District | L | A | B | 30,352 | 30,183 | 99 | 3,752 |
| State Total | | | | 36,396 | 36,395 | 100 | 4,499 |
| SOUTH CAROLINA | | | | | | | |
| Circuit | G | B | A | 108,010 | 117,790 | 109 | 3,554 |
| Magistrate† | L | B | E | 245,734 | 253,120 | 103 | 8,086 |
| Municipal† | L | B | E | 70,361 | NA | | 2,315 |
| State Total | | | | 424,105 | | | 13,955 |

(continued on next page)

TABLE 10: Reported Total State Trial Court Criminal Caseload, 2001 (continued)

| State/Court name: | Jurisdiction | Unit of count | Point of filing | Total criminal filings and qualifying footnotes | Total criminal dispositions and qualifying footnotes | Dispositions as a percentage of filings | Filings per 100,000 adult population |
|--|--------------|---------------|-----------------|---|--|---|--------------------------------------|
| SOUTH DAKOTA | | | | | | | |
| Circuit | G | B | B | 30,700 | 18,568 A | | 5,543 |
| TENNESSEE | | | | | | | |
| Circuit, Criminal, and Chancery General Sessions | G | A | A | 98,521 A | 98,187 A | 100 | 2,276 |
| Municipal | L | M | M | NA | NA | | |
| State Total | L | M | M | NA | NA | | |
| TEXAS | | | | | | | |
| District | G | B | A | 170,845 | 170,583 | 100 | 1,116 |
| County-level | L | B | F | 478,099 | 462,567 A | | 3,123 |
| Justice of the Peace | L | A | B | 632,644 A | 522,239 A | 83 | 4,132 |
| Municipal | L | A | B | 911,737 A | 804,081 A | 88 | 5,955 |
| State Total | | | | 2,193,325 * | 1,959,470 * | | 14,325 |
| UTAH | | | | | | | |
| District | G | J | A | 60,365 B | 69,242 B | 115 | 3,923 |
| Justice | L | B | B | 58,672 A | NA | | 3,813 |
| State Total | | | | 119,037 * | | | 7,735 |
| VERMONT | | | | | | | |
| District | G | D | C | 18,981 | 19,508 | 103 | 4,084 |
| Superior | G | B | A | 2 | 0 | | 0 |
| State Total | | | | 18,983 | 19,508 | 103 | 4,085 |
| VIRGINIA | | | | | | | |
| Circuit | G | A | A | 161,648 B | 160,229 B | 99 | 2,983 |
| District | L | A | E | 384,556 A | 398,646 A | 104 | 7,096 |
| State Total | | | | 546,204 * | 558,945 * | 102 | 10,078 |
| WASHINGTON | | | | | | | |
| Superior | G | D | F | 42,390 | 41,623 | 98 | 953 |
| District | L | C | B | 92,408 | 100,619 | 109 | 2,077 |
| Municipal | L | C | B | 80,452 A | 95,902 A | 119 | 1,808 |
| State Total | | | | 215,250 * | 238,144 * | 111 | 4,838 |
| WEST VIRGINIA | | | | | | | |
| Circuit | G | J | A | 8,121 | 7,662 | 94 | 580 |
| Magistrate | L | J | E | 136,156 | 121,419 | 89 | 9,725 |
| Municipal | L | A | B | NA | NA | | |
| State Total | | | | | | | |
| WISCONSIN | | | | | | | |
| Circuit | G | D | C | 148,667 B | 146,545 B | 99 | 3,694 |
| Municipal | L | A | B | NA | 10,612 A | | |
| State Total | | | | | 157,157 * | | |
| WYOMING† | | | | | | | |
| District | G | J | A | 2,158 | 2,243 | 104 | 591 |
| Circuit | L | J | B | 16,281 A | NA | | 4,456 |
| Justice of the Peace | L | J | B | NA | NA | | |
| Municipal | L | A | B | NA | NA | | |
| State Total | | | | | | | |

(continued on next page)

TABLE 10: Reported Total State Trial Court Criminal Caseload, 2001 (continued)

NOTE: All state trial courts with criminal jurisdiction are listed in the table regardless of whether caseload data are available. Blank spaces in the table indicate that a particular calculation, such as the total state caseload, is not appropriate. State total "filings per 100,000 population" may not equal the sum of the filing rates for the individual courts due to rounding.

NA = Data are not available.

JURISDICTION CODES:

G = General Jurisdiction
L = Limited Jurisdiction

UNIT OF COUNT CODES:

M = Missing data
I = Data element is inapplicable
A = Single defendant—single charge
B = Single defendant—single incident (one/more charges)
C = Single defendant—single incident/maximum number charges (usually two)
D = Single defendant—one/more incidents
E = Single defendant—content varies with prosecutor
F = One/more defendants—single charge
G = One/more defendants—single incident (one/more charges)
H = One/more defendants—single incident/maximum number charges (usually two)
J = One/more defendants—one/more incidents
K = One/more defendants—content varies with prosecutor
L = Inconsistent during reporting year
Z = Both the defendant and charge components vary within the state

POINT OF FILING CODES:

M = Missing data
I = Data element is inapplicable
A = At the filing of the information/indictment
B = At the filing of the complaint
C = When defendant enters plea/initial appearance
D = When docketed
E = At issuing of warrant
F = At filing of information/complaint
G = Varies (at filing of the complaint, information, indictment)

QUALIFYING FOOTNOTES:

The absence of a qualifying footnote indicates that data are complete.

† Data for Oklahoma District Court are for 1997. Data for Mississippi courts are for 1999. Data for South Carolina Magistrate Court, South Carolina Municipal Court, and all Wyoming courts are for 2000. Data for Pennsylvania Court of Common Pleas are preliminary 2001 data.

+In 2001, Arkansas combined the Circuit and Chancery Courts into the Circuit Court and reduced the number of limited jurisdiction courts from six to two by combining the County, Police, and Common Pleas Courts into the Municipal Court which they renamed the District Court.

* See the qualifying footnote for each court within the state. Each footnote has an effect on the state's total.

A: The following courts' data are incomplete:

- Alaska—Superior Court—Total **criminal** filed and disposed data do not include **criminal appeals** cases.
- Colorado—District, Denver Juvenile, and Denver Probate Courts—Total **criminal** filed and disposed data do not include **criminal appeals**.
- Delaware—Justice of the Peace Court—Total **criminal** filed and disposed data do not include **DW/DUI** cases.
- District of Columbia—Superior Court—Total **criminal** filed and disposed data do not include **DW/DUI** cases.
- Florida—Circuit Court—Total **criminal** filed data do not include partial data from several courts. Disposed data do not include **criminal appeals** and reopened cases, and partial data from several courts.
 - County Court—Total **criminal** filed and disposed data do not include partial data from several courts. Disposed data also do not include reopened cases.
- Georgia—Probate Court—Total **criminal** filed and disposed data do not include **DW/DUI** cases which are reported with **traffic/other violation** data.
 - State Court—Total **criminal** filed and disposed data do not include some **DW/DUI** cases.
- Hawaii—District Court—Total **criminal** filed and disposed data do not include some **misdemeanor** cases.
- Indiana—Superior and Circuit Courts—Total **criminal** filed and disposed data do not include **criminal appeals** cases.
- Iowa—District Court—Total **criminal** filed and disposed data do not include some **misdemeanor** cases.
- Kansas—Municipal Court— Total **criminal** filed and disposed data do not include partial data from one court.
- Montana—City Court—Total **criminal** filed data do not include data from several courts.
- Nevada—District Court—Total **criminal** disposed data do not include partial data from several courts.
 - Justice Court—Total **criminal** filed and disposed data do not include partial data from several courts.
 - Municipal Court—Total **criminal** filed and disposed data do not include partial data from several courts.
- Oregon—Circuit Court—Total **criminal** filed and disposed data do not include **criminal appeals** cases.
- Pennsylvania—Court of Common Pleas—Total **criminal** filed and disposed data do not include some **criminal appeals** cases.
 - Philadelphia Municipal Court—Total **criminal** filed and disposed data do not include some **misdemeanor** cases.
- South Dakota—Circuit Court—Total **criminal** disposed data do not in-

(continued on next page)

TABLE 10: Reported Total State Trial Court Criminal Caseload, 2001 (continued)

| | |
|---|--|
| <p>clude dispositions by court trial.</p> <p>Tennessee—Circuit, Criminal, and Chancery Courts—Total criminal filed and disposed data do not include miscellaneous criminal cases.</p> <p>Texas—County-level Court—Total criminal disposed data do not include some criminal appeals cases.</p> <p>—Justice of the Peace Court—Total criminal filed and disposed data do not include partial data from several courts.</p> <p>—Municipal Court—Total criminal filed and disposed data do not include partial data from several courts.</p> <p>Utah—Justice Court—Total criminal filed data do not partial data from several courts.</p> <p>Virginia—District Court—Total criminal filed and disposed data do not include DWI/DUI cases.</p> <p>Washington—Municipal Court—Total criminal filed and disposed data do not include partial data from several courts.</p> <p>Wisconsin—Municipal Court—Total criminal disposed data do not include partial data from several courts.</p> <p>Wyoming—Circuit Court—Total criminal filed data do not include reopened misdemeanor and reopened DWI/DUI cases.</p> <p>B: The following courts' data are overinclusive:</p> <p>Alabama—Circuit Court—Total criminal filed and disposed data include postconviction remedy proceedings.</p> <p>Alaska—District Court—Total criminal filed and disposed data include some moving traffic violation cases and all ordinance violation cases.</p> <p>Colorado—County Court—Total criminal filed data include preliminary hearing proceedings.</p> <p>Delaware—Superior Court—Total criminal filed and disposed data include postconviction remedy proceedings.</p> <p>Indiana—City and Town Courts—Total criminal filed and disposed data include some ordinance violation and some unclassified traffic cases.</p> <p>Kentucky—District Court—Total criminal filed and disposed data include ordinance violation cases and sentence review only proceedings.</p> <p>Maryland—Circuit Court—Total criminal filed and disposed data include some postconviction remedy and sentence review only proceedings.</p> <p>Massachusetts—District Court—Total criminal disposed data include some moving traffic, some ordinance violation, and some miscellaneous traffic cases.</p> <p>—Boston Municipal Court—Total criminal filed and disposed data include some moving traffic, some ordinance violation, and some miscellaneous traffic cases.</p> <p>Minnesota—District Court—Total criminal filed and disposed data include ordinance violation cases.</p> <p>Nebraska—District Court—Total criminal filed data include civil appeals cases.</p> | <p>—County Court—Total criminal filed data include ordinance violation cases.</p> <p>New York—District and City Courts—Total criminal filed and disposed data include ordinance violation cases.</p> <p>Ohio—County Court—Total criminal filed and disposed data include ordinance violation cases.</p> <p>—Municipal Court—Total criminal filed and disposed data include ordinance violation cases.</p> <p>Pennsylvania—Pittsburgh City Magistrates Court—Total criminal filed data include ordinance violation cases.</p> <p>Puerto Rico—Court of First Instance—Total criminal filed and disposed data include domestic violence cases.</p> <p>Utah—District Court—Total criminal filed and disposed data include sentence review only proceedings.</p> <p>Virginia—Circuit Court—Total criminal filed and disposed data include ordinance violation cases.</p> <p>Wisconsin—Circuit Court—Total criminal filed and disposed data include domestic violence cases.</p> <p>C: The following courts' data are incomplete and overinclusive:</p> <p>Alabama—Municipal Court—Total criminal filed and disposed data include ordinance violation cases and are less than 75% complete.</p> <p>California—Superior Court—Total criminal filed and disposed data include some ordinance violation cases, but do not include DWI/DUI cases, and partial data from several courts.</p> <p>Colorado—County Court—Total criminal disposed data include preliminary hearing proceedings, but do not include misdemeanor and felony cases from Denver County, and DWI/DUI cases.</p> <p>Connecticut—Superior Court—Total criminal filed and disposed data include ordinance violation cases, but do not include DWI/DUI cases.</p> <p>Delaware—Alderman's Court—Total criminal filed and disposed data include ordinance violation cases and are less than 75% complete.</p> <p>Georgia—Superior Court—Total criminal filed and disposed data include all traffic/other violation cases and do not include data from one circuit.</p> <p>Montana—Justice of the Peace Court—Total criminal filed data include some City Court cases, but do not include partial data from three courts.</p> <p>North Carolina—District Court—Total criminal filed and disposed data include some ordinance violation cases, but do not include DWI/DUI cases.</p> |
|---|--|

TABLE 11: Reported Total State Trial Court Traffic/Other Violation Caseload, 2001

| State/Court name: | Jurisdiction | Parking | Total traffic filings and qualifying footnotes | Total traffic dispositions and qualifying footnotes | Dispositions as a percentage of filings | Filings per 100,000 total population |
|-------------------------------|--------------|---------|--|---|---|--------------------------------------|
| ALABAMA | | | | | | |
| District | L | 1 | 312,287 | 317,517 | 102 | 6,995 |
| Municipal | L | 1 | 505,297 A | 414,688 A | 82 | 11,318 |
| State Total | | | 817,584 * | 732,205 * | 90 | 18,314 |
| ALASKA | | | | | | |
| District | L | 3 | 81,495 A | 81,400 A | 100 | 12,836 |
| ARIZONA | | | | | | |
| Justice of the Peace | L | 1 | 573,698 | 535,246 | 93 | 10,810 |
| Municipal | L | 1 | 1,160,983 | 1,151,146 | 99 | 21,875 |
| State Total | | | 1,734,681 | 1,686,392 | 97 | 32,685 |
| ARKANSAS+ | | | | | | |
| City | L | 1 | 52,297 | 38,264 | 73 | 1,943 |
| Municipal | L | 1 | 497,096 | 398,229 | 80 | 18,465 |
| State Total | | | 549,393 | 436,493 | 79 | 20,408 |
| CALIFORNIA | | | | | | |
| Superior | G | 6 | 5,720,362 C | 5,569,466 C | 97 | 16,580 |
| COLORADO | | | | | | |
| County | L | 2 | 1,106,416 | 213,426 C | | 25,045 |
| Municipal | L | 1 | NA | NA | | |
| State Total | | | | | | |
| CONNECTICUT | | | | | | |
| Superior | G | 6 | 205,539 C | 212,938 C | 104 | 6,001 |
| DELAWARE | | | | | | |
| Alderman's | L | 4 | 16,990 A | 18,040 A | 106 | 2,134 |
| Court of Common Pleas | L | 2 | 73,393 B | 70,811 B | 96 | 9,218 |
| Family | L | 2 | 919 | 986 | 107 | 115 |
| Justice of the Peace | L | 2 | 202,071 B | 192,022 B | 95 | 25,381 |
| State Total | | | 293,373 * | 281,859 * | 96 | 36,848 |
| DISTRICT OF COLUMBIA | | | | | | |
| Superior | G | 6 | 15,887 B | 14,570 B | 92 | 2,778 |
| FLORIDA | | | | | | |
| County | L | 5 | 3,925,042 A | 3,128,537 A | 80 | 23,938 |
| GEORGIA | | | | | | |
| Superior | G | 2 | NA | NA | | |
| County Recorder's | L | 1 | NA | NA | | |
| Juvenile | L | 2 | 12,683 A | 11,384 A | 90 | 151 |
| Magistrate | L | 2 | 56,518 | 51,921 | 92 | 674 |
| Municipal and City of Atlanta | L | 1 | NA | NA | | |
| Probate | L | 2 | 142,594 B | 141,664 B | 99 | 1,701 |
| State | L | 2 | 457,282 C | 405,521 C | 89 | 5,454 |
| State Total | | | | | | |
| HAWAII | | | | | | |
| Circuit | G | 2 | 766 | 632 | 83 | 63 |
| District | L | 4 | 409,412 B | 426,930 B | 104 | 33,438 |
| State Total | | | 410,178 * | 427,562 * | 104 | 33,500 |

(continued on next page)

TABLE 11: Reported Total State Trial Court Traffic/Other Violation Caseload, 2001 (continued)

| State/Court name: | Jurisdiction | Parking | Total traffic filings and qualifying footnotes | Total traffic dispositions and qualifying footnotes | Dispositions as a percentage of filings | Filings per 100,000 total population |
|------------------------|--------------|---------|--|---|---|--------------------------------------|
| IDAHO | | | | | | |
| Magistrates Division | L | 3 | 280,371 A | 395,608 A | 141 | 21,224 |
| ILLINOIS | | | | | | |
| Circuit | G | 2 | 2,872,619 | 5,622,695 | 196 | 23,014 |
| INDIANA | | | | | | |
| Superior and Circuit | G | 3 | 635,393 | 649,086 | 102 | 10,391 |
| City and Town | L | 3 | 299,179 A | 289,140 A | 97 | 4,893 |
| County | L | 4 | 14,613 | 15,016 | 103 | 239 |
| State Total | | | 949,185 * | 953,242 * | 100 | 15,523 |
| IOWA | | | | | | |
| District | G | 3 | 791,470 B | 787,497 B | 99 | 27,076 |
| KANSAS | | | | | | |
| District | G | 4 | 180,247 | 181,733 | 101 | 6,689 |
| Municipal | L | 1 | 470,477 A | 435,692 A | 93 | 17,460 |
| State Total | | | 650,724 * | 617,425 * | 95 | 24,149 |
| KENTUCKY | | | | | | |
| District | L | 3 | 363,996 A | 360,565 A | 99 | 8,953 |
| LOUISIANA | | | | | | |
| District | G | 1 | 360,743 | NA | | 8,079 |
| City and Parish | L | 1 | 768,522 | 654,165 | 85 | 17,210 |
| Justice of the Peace | L | 1 | NA | NA | | |
| Mayor's | L | 1 | NA | NA | | |
| State Total | | | | | | |
| MAINE | | | | | | |
| Superior | G | 2 | NA | NA | | |
| District | L | 4 | 156,276 | 157,432 | 101 | 12,146 |
| State Total | | | | | | |
| MARYLAND | | | | | | |
| District | L | 1 | 1,098,605 | 1,023,504 A | | 20,439 |
| MASSACHUSETTS | | | | | | |
| District Court | L | 2 | 217,315 | 209,389 A | | 3,407 |
| Boston Municipal Court | L | 2 | 9,952 A | 5,950 A | 60 | 156 |
| State Total | | | 227,267 * | 215,339 * | | 3,563 |
| MICHIGAN | | | | | | |
| District | L | 4 | 2,589,393 | 2,602,191 | 100 | 25,917 |
| Municipal | L | 4 | 56,360 | 53,962 | 96 | 564 |
| State Total | | | 2,645,713 | 2,656,153 | 100 | 26,481 |
| MINNESOTA | | | | | | |
| District | G | 4 | 1,417,288 A | 1,771,170 A | 125 | 28,504 |
| MISSISSIPPI | | | | | | |
| Municipal | L | 1 | NA | NA | | |
| MISSOURI | | | | | | |
| Circuit | G | 2 | 323,351 A | 314,711 A | 97 | 5,747 |
| Municipal | L | 1 | NA | NA | | |
| State Total | | | | | | |

(continued on next page)

TABLE 11: Reported Total State Trial Court Traffic/Other Violation Caseload, 2001 (continued)

| State/Court name: | Jurisdiction | Parking | Total traffic filings and qualifying footnotes | Total traffic dispositions and qualifying footnotes | Dispositions as a percentage of filings | Filings per 100,000 total population |
|--|--------------|---------|--|---|---|--------------------------------------|
| MONTANA | | | | | | |
| City | L | 1 | 7,613 A | NA | | 842 |
| Justice of the Peace | L | 1 | 56,281 C | NA | | 6,223 |
| Municipal | L | 1 | 1,344 | NA | | 149 |
| State Total | | | 65,238 * | | | |
| NEBRASKA | | | | | | |
| County | L | 1 | 179,274 A | NA | | 10,464 |
| NEVADA | | | | | | |
| District | G | 2 | 4,134 | NA | | 196 |
| Justice | L | 1 | 398,909 A | 284,044 A | 71 | 18,941 |
| Municipal | L | 1 | 230,845 A | 182,608 A | 79 | 10,961 |
| State Total | | | 633,888 * | | | 30,098 |
| NEW HAMPSHIRE | | | | | | |
| District | L | 4 | 73,068 | 72,103 | 99 | 5,803 |
| NEW JERSEY | | | | | | |
| Municipal | L | 4 | 5,513,892 | 5,571,051 | 105 | 64,988 |
| NEW MEXICO | | | | | | |
| Magistrate | L | 3 | 92,095 | 82,206 | 89 | 5,035 |
| Metropolitan Ct. of Bernalillo County | L | 3 | 96,330 | 89,680 | 93 | 5,266 |
| Municipal | L | 1 | NA | NA | | |
| State Total | | | | | | |
| NEW YORK | | | | | | |
| Criminal Court of the City of New York | L | 2 | 530,823 A | 422,996 A | 80 | 2,792 |
| District and City | L | 4 | 600,250 A | 585,692 A | 98 | 3,157 |
| Town and Village Justice | L | 1 | 422,957 | 422,957 | 100 | 2,225 |
| State Total | | | 1,554,030 * | 1,431,645 * | 92 | 8,174 |
| NORTH CAROLINA | | | | | | |
| District | L | 6 | 1,555,381 C | 1,510,870 C | 97 | 19,000 |
| NORTH DAKOTA | | | | | | |
| District | G | 4 | 84,019 | 81,180 A | | 13,243 |
| Municipal | L | 1 | 70,240 C | 70,240 C | 100 | 11,071 |
| State Total | | | 154,259 * | 151,420 * | | 24,314 |
| OHIO | | | | | | |
| Court of Common Pleas | G | 2 | 106,316 | 106,352 | 100 | 935 |
| County | L | 5 | 216,819 A | 214,760 A | 99 | 1,906 |
| Mayor's | L | 1 | NA | NA | | |
| Municipal | L | 5 | 1,608,849 A | 1,602,796 A | 100 | 14,146 |
| State Total | | | | | | |
| OKLAHOMA † | | | | | | |
| District | G | 2 | 185,419 | 177,344 | 96 | 5,359 |
| Municipal Court Not of Record | L | 1 | NA | NA | | |
| Municipal Criminal Court of Record | L | 1 | NA | NA | | |
| State Total | | | | | | |

(continued on next page)

TABLE 11: Reported Total State Trial Court Traffic/Other Violation Caseload, 2001 (continued)

| State/Court name: | Jurisdiction | Parking | Total traffic filings and qualifying footnotes | Total traffic dispositions and qualifying footnotes | Dispositions as a percentage of filings | Filings per 100,000 total population |
|---------------------------------|--------------|---------|--|---|---|--------------------------------------|
| OREGON | | | | | | |
| Circuit | G | 2 | 329,837 | 334,879 | 102 | 9,498 |
| Justice | L | 3 | NA | NA | | |
| Municipal | L | 3 | NA | NA | | |
| State Total | | | | | | |
| PENNSYLVANIA | | | | | | |
| District Justice | L | 4 | 1,976,934 | 1,940,218 | 98 | 16,089 |
| Philadelphia Municipal | L | 2 | 18,170 B | 18,620 B | 102 | 148 |
| Philadelphia Traffic | L | 1 | 404,864 A | 440,116 A | 109 | 3,295 |
| Pittsburgh City Magistrates | L | 4 | 355,040 A | NA | | 2,890 |
| State Total | | | 2,755,008 * | | | 22,422 |
| PUERTO RICO | | | | | | |
| Court of First Instance | G | 2 | 32,245 | 31,826 | 99 | 847 |
| RHODE ISLAND | | | | | | |
| Municipal | L | 1 | NA | NA | | |
| Traffic Tribunal | L | 1 | 89,727 | 104,042 | 116 | 8,473 |
| State Total | | | | | | |
| SOUTH CAROLINA | | | | | | |
| Family | L | 2 | NA | NA | | |
| Magistrate† | L | 4 | 699,550 A | 743,492 A | 106 | 17,218 |
| Municipal† | L | 4 | 338,021 | 410,691 B | | 8,319 |
| State Total | | | | | | |
| SOUTH DAKOTA | | | | | | |
| Circuit | G | 3 | 150,929 | 150,929 | 100 | 19,948 |
| TENNESSEE | | | | | | |
| Circuit, Criminal, and Chancery | G | 2 | 12,954 | 14,440 | 111 | 226 |
| General Sessions | L | 1 | NA | NA | | |
| Municipal | L | 1 | NA | NA | | |
| State Total | | | | | | |
| TEXAS | | | | | | |
| County-level | L | 2 | 47,725 | 71,976 B | | 224 |
| Justice of the Peace | L | 4 | 1,986,563 A | 1,804,590 A | 91 | 9,316 |
| Municipal | L | 4 | 6,531,706 A | 6,476,371 A | 99 | 30,629 |
| State Total | | | 8,565,994 * | 8,352,937 * | | 40,169 |
| UTAH | | | | | | |
| District | G | 4 | 74,477 | 78,143 | 105 | 3,281 |
| Justice | L | 4 | 338,654 A | NA | | 14,920 |
| Juvenile | L | 2 | 1,394 | 1,351 | 97 | 61 |
| State Total | | | 414,525 * | | | 18,263 |
| VERMONT | | | | | | |
| District | G | 2 | 753 | 763 | 101 | 123 |
| Judicial Bureau | L | 4 | 99,574 | 98,730 | 99 | 16,241 |
| State Total | | | 100,327 | 99,493 | 99 | 16,364 |
| VIRGINIA | | | | | | |
| Circuit | G | 2 | NA | NA | | |
| District | L | 4 | 1,934,934 B | 1,954,648 B | 101 | 26,920 |
| State Total | | | | | | |

(continued on next page)

TABLE 11: Reported Total State Trial Court Traffic/Other Violation Caseload, 2001 (continued)

| State/Court name: | Jurisdiction | Parking | Total traffic filings and qualifying footnotes | Total traffic dispositions and qualifying footnotes | Dispositions as a percentage of filings | Filings per 100,000 total population |
|----------------------|--------------|---------|--|---|---|--------------------------------------|
| WASHINGTON | | | | | | |
| District | L | 4 | 623,479 | 703,777 | 113 | 10,412 |
| Municipal | L | 4 | 931,447 A | 951,498 A | 102 | 15,555 |
| State Total | | | 1,554,926 * | 1,655,275 * | 106 | 25,967 |
| WEST VIRGINIA | | | | | | |
| Magistrate | L | 2 | 172,803 | 155,728 | 90 | 9,590 |
| Municipal | L | 1 | NA | NA | | |
| State Total | | | | | | |
| WISCONSIN | | | | | | |
| Circuit | G | 3 | 566,450 | 566,252 | 100 | 10,486 |
| Municipal | L | 3 | NA | 497,424 A | | |
| State Total | | | | 1,063,676 * | | |
| WYOMING† | | | | | | |
| Circuit | L | 1 | 75,292 C | 92,984 C | 123 | 15,228 |
| Justice of the Peace | L | 1 | NA | NA | | |
| Municipal | L | 1 | NA | NA | | |
| State Total | | | | | | |

NOTE: Parking violations are defined as part of the traffic/other violation caseload. However, states and courts within a state differ in the extent to which parking violations are processed through the courts. A code opposite the name of each court indicates the manner in which parking cases are reported by the court. Qualifying footnotes in Table 11 do not repeat the information provided by the code, and, thus, refer only to the status of the statistics on moving traffic, miscellaneous traffic, and ordinance violations. All state trial courts with traffic/other violation jurisdiction are listed in the table regardless of whether caseload data are available. Blank spaces in the table indicate that a particular calculation, such as the total state caseload, is not appropriate. State total "filings per 100,000 population" may not equal the sum of the filing rates for the individual courts due to rounding.

NA = Data are not available.

JURISDICTION CODES:

G = General Jurisdiction
L = Limited Jurisdiction

PARKING CODES:

1 = Parking data are unavailable
2 = Court does not have parking jurisdiction
3 = Only contested parking cases are included
4 = Both contested and uncontested parking cases are included
5 = Parking cases are handled administratively
6 = Uncontested parking cases are handled administratively; contested parking cases are handled by the court

QUALIFYING FOOTNOTES:

The absence of a qualifying footnote indicates that data are complete.

† Data for Oklahoma District Court are for 1997. Data for South Carolina Magistrate Court, South Carolina Municipal Court, and all Wyoming courts are from 2000.

+In 2001, Arkansas combined the Circuit and Chancery Courts into the Circuit Court and reduced the number of limited jurisdiction courts from six to two by combining the County, Police, and Common Pleas Courts into the Municipal Court which they renamed the District Court.

* See the qualifying footnote for each court within the state. Each footnote has an effect on the state's total.

A: The following courts' data are incomplete:

Alabama—Municipal Court—Total **traffic/other violation** filed and disposed data do not include **ordinance violation** cases and are less than 75% complete.

Alaska—District Court—Total **traffic/other violation** filed and disposed data do not include some **moving traffic violation** cases and all **ordinance violation** cases.

Delaware—Alderman's Court—Total **traffic/other violation** filed and disposed data do not include **ordinance violation** cases and are less than 75% complete.

Florida—County Court—Total **traffic/other violation** filed and disposed data do not include partial data from several courts. Disposed data also do not include reopened cases.

Georgia—Juvenile Court—Total **traffic/other violation** filed and disposed data do not include cases from several counties.

Idaho—Magistrates Division—Total **traffic/other violation** filed and disposed data do not include **parking** cases.

(continued on next page)

TABLE 11: Reported Total State Trial Court Traffic/Other Violation Caseload, 2001 (continued)

| | |
|--|---|
| <p>Indiana—City and Town Courts—Total traffic/other violation filed and disposed data do not include some ordinance violation and some unclassified traffic cases.</p> <p>Kansas—Municipal Court—Total traffic/other violation filed and disposed data do not include parking cases.</p> <p>Kentucky—District Court—Total traffic/other violation filed and disposed data do not include ordinance violation cases.</p> <p>Maryland—District Court—Total traffic/other violation disposed data do not include parking and ordinance violation cases.</p> <p>Massachusetts—District Court—Total traffic/other violation disposed data do not include some ordinance violation, some moving traffic, some miscellaneous traffic, and all juvenile traffic cases, and are less than 75% complete.</p> <p>—Boston Municipal Court—Total traffic/other violation filed and disposed data do not include some cases reported with misdeemeanor caseload.</p> <p>Minnesota—District Court—Total traffic/other violation filed and disposed data do not include ordinance violation cases.</p> <p>Missouri—Circuit Court—Total traffic/other violation filed and disposed data do not include those ordinance violation cases heard by municipal judges, and are less than 75% complete.</p> <p>Montana—City Court—Total traffic/other violation filed data do not include cases from several courts.</p> <p>Nebraska—County Court—Total traffic/other violation filed data do not include ordinance violation and parking cases.</p> <p>Nevada—Justice Court—Total traffic filed and disposed data do not include partial data from several courts.</p> <p>—Municipal Court—Total traffic filed and disposed data do not include partial data from several courts.</p> <p>New York—Criminal Court of the City of New York—Total traffic/other violation filed and disposed data do not include moving traffic, miscellaneous traffic, and some ordinance violation cases and are less than 75% complete.</p> <p>—District and City Courts—Total traffic/other violation filed and disposed data do not include ordinance violation cases.</p> <p>North Dakota—District Court—Total traffic/other violation disposed data do not include juvenile traffic cases.</p> <p>Ohio—County Court—Total traffic/other violation filed and disposed data do not include ordinance violation cases.</p> <p>—Municipal Court—Total traffic/other violation filed and disposed data do not include ordinance violation cases.</p> <p>Pennsylvania—Philadelphia Traffic Court—Total traffic/other violation filed and disposed data do not include ordinance violation, parking, and miscellaneous traffic cases, and are less than 75% complete.</p> <p>—Pittsburgh City Magistrates Court—Total traffic/other violation filed data do not include ordinance violation cases.</p> <p>South Carolina—Magistrate Court—Total traffic/other violation filed and disposed data do not include ordinance violation cases.</p> <p>Texas—Justice of the Peace Court—Total traffic/other violation filed and disposed data do not include partial data from several courts.</p> <p>—Municipal Court—Total traffic/other violation filed and disposed data do not include partial data from several courts.</p> <p>Utah—Justice Court—Total traffic/other violation filed data do not include partial data from several courts.</p> <p>Washington—Municipal Court—Total traffic/other violation filed and disposed do not include partial data from several courts.</p> | <p>Wisconsin—Municipal Court—Total traffic/other violation disposed data do not include partial data from several courts.</p> <p>B: The following courts' data are overinclusive:</p> <p>Delaware—Court of Common Pleas—Total traffic/other violation filed and disposed data include all criminal cases.</p> <p>—Justice of the Peace Court—Total traffic/other violation filed and disposed data include DWI/DUI cases.</p> <p>District of Columbia—Superior Court—Total traffic/other violation filed and disposed data include DWI/DUI cases.</p> <p>Georgia—Probate Court—Total traffic/other violation filed and disposed data include DWI/DUI cases.</p> <p>Hawaii—District Court—Total traffic/other violation filed and disposed data include some misdeemeanor cases.</p> <p>Iowa—District Court—Total traffic/other violation filed and disposed data include some misdeemeanor cases.</p> <p>Pennsylvania—Philadelphia Municipal Court—Total traffic/other violation filed and disposed data include domestic violence and some misdeemeanor cases.</p> <p>South Carolina—Municipal Court—Total traffic/other violation disposed data include misdeemeanor and DWI/DUI cases.</p> <p>Texas—County-level Court—Total traffic/other violation disposed data include some criminal appeals cases.</p> <p>Virginia—District Court—Total traffic/other violation filed and disposed data include DWI/DUI cases.</p> <p>C: The following courts' data are incomplete and overinclusive:</p> <p>California—Superior Court—Total traffic/other violation filed and disposed data include DWI/DUI cases, but do not include some ordinance violation cases, and partial data from several courts.</p> <p>Colorado—County Court—Total traffic/other violation disposed data include DWI/DUI cases, but do not include cases from Denver County, and are less than 75% complete.</p> <p>Connecticut—Superior Court—Total traffic/other violation filed and disposed data include DWI/DUI cases, but do not include ordinance violation cases.</p> <p>Georgia—State Court—Total traffic/other violation filed and disposed data include some DWI/DUI cases, but do not include cases from several courts.</p> <p>Montana—Justice of the Peace Court—Total traffic/other violation filed data include some City Court cases, but do not include partial data from three courts.</p> <p>North Carolina—District Court—Total traffic/other violation filed and disposed data include DWI/DUI cases, but do not include some ordinance violation cases.</p> <p>North Dakota—Municipal Court—Total traffic/other violation filed and disposed data include DWI/DUI cases, but do not include ordinance violation and parking cases, and are less than 75% complete.</p> <p>Wyoming—Circuit Court—Total traffic/other violation filed data include reopened misdeemeanor and reopened DWI/DUI cases, but do not include data from one county. Disposed data include all misdeemeanor and all DWI/DUI cases.</p> |
|--|---|

TABLE 12: Reported Total State Trial Court Juvenile Caseload, 2001

| State/Court name: | Jurisdiction | Point of filing | Total juvenile filings and qualifying footnotes | Total juvenile dispositions and qualifying footnotes | Dispositions as a percentage of filings | Filings per 100,000 juvenile population |
|--|--------------|-----------------|---|--|---|---|
| ALABAMA | | | | | | |
| Circuit | G | A | 22,201 | 21,470 | 97 | 1,966 |
| District | L | A | 32,339 | 31,552 | 98 | 2,863 |
| State Total | | | 54,540 | 53,022 | 97 | 4,829 |
| ALASKA | | | | | | |
| Superior | G | C | 2,550 | 2,886 B | | 1,321 |
| District | L | I | NA | NA | | |
| State Total | | | | | | |
| ARIZONA | | | | | | |
| Superior | G | C | 23,123 | 20,718 | 90 | 1,638 |
| ARKANSAS+ | | | | | | |
| Circuit | G | C | 23,421 | 22,853 | 98 | 3,425 |
| CALIFORNIA | | | | | | |
| Superior | G | C | 130,701 A | 118,676 A | 91 | 1,388 |
| COLORADO | | | | | | |
| District, Denver Juvenile, Denver Probate | G | A | 25,481 | 35,910 B | | 2,253 |
| CONNECTICUT | | | | | | |
| Superior | G | F | 23,528 | 24,370 | 104 | 2,781 |
| DELAWARE | | | | | | |
| Family | L | C | 10,074 A | 9,335 A | 93 | 5,102 |
| DISTRICT OF COLUMBIA | | | | | | |
| Superior | G | B | 3,880 | 3,988 | 103 | 3,376 |
| FLORIDA | | | | | | |
| Circuit | G | A | 171,424 A | 88,114 A | 51 | 4,585 |
| GEORGIA | | | | | | |
| Juvenile | L | A | 81,069 A | 70,868 A | 87 | 3,649 |
| HAWAII | | | | | | |
| Circuit | G | F | 13,461 | 13,318 | 99 | 4,506 |
| IDAHO | | | | | | |
| District | G | C | 24 | 42 | 175 | 6 |
| Magistrates Division | L | C | 15,136 | 15,410 | 102 | 4,020 |
| State Total | | | 15,160 | 15,452 | 102 | 4,027 |
| ILLINOIS | | | | | | |
| Circuit | G | C | 30,171 | 36,755 | 122 | 926 |
| INDIANA | | | | | | |
| Probate | G | C | 1,658 | 1,715 | 103 | 105 |
| Superior and Circuit | G | C | 44,873 B | 42,850 B | 95 | 2,833 |
| State Total | | | 46,531 * | 44,565 * | 96 | 2,938 |
| IOWA | | | | | | |
| District | G | A | 12,477 | NA | | 1,701 |
| KANSAS | | | | | | |
| District | G | C | 23,352 | 23,769 | 102 | 3,270 |

(continued on next page)

TABLE 12: Reported Total State Trial Court Juvenile Caseload, 2001 (continued)

| State/Court name: | Jurisdiction | Point of filing | Total juvenile filings and qualifying footnotes | Total juvenile dispositions and qualifying footnotes | Dispositions as a percentage of filings | Filings per 100,000 juvenile population |
|----------------------|--------------|-----------------|---|--|---|---|
| KENTUCKY | | | | | | |
| District | L | C | 51,718 B | 46,929 B | 91 | 5,171 |
| LOUISIANA | | | | | | |
| District | G | C | 10,364 | NA | | 850 |
| Family and Juvenile | G | C | 13,309 | 11,019 | 83 | 1,092 |
| City and Parish | L | C | 12,141 | 10,136 | 83 | 996 |
| State Total | | | 35,814 | | | 2,938 |
| MAINE | | | | | | |
| District | L | C | 5,342 | 5,150 | 96 | 1,759 |
| MARYLAND | | | | | | |
| Circuit | G | C | 36,337 | 29,079 | 80 | 2,641 |
| District | L | C | 6,683 | 6,248 | 93 | 486 |
| State Total | | | 43,020 | 35,327 | 82 | 3,126 |
| MASSACHUSETTS | | | | | | |
| District Court | L | C | 7,688 | 6,026 B | | 511 |
| Juvenile Court | L | C | 42,315 | NA | | 2,811 |
| State Total | | | 50,003 | | | 3,321 |
| MICHIGAN | | | | | | |
| Circuit | G | C | 86,247 | NA | | 3,308 |
| MINNESOTA | | | | | | |
| District | G | C | 68,846 | 62,188 | 90 | 5,285 |
| MISSISSIPPI | | | | | | |
| Chancery | L | C | NA | NA | | |
| County | L | C | NA | NA | | |
| State Total | | | | | | |
| MISSOURI | | | | | | |
| Circuit | G | C | 37,411 | 35,530 | 95 | 2,606 |
| MONTANA | | | | | | |
| District | G | C | 2,675 | 2,497 | 93 | 1,160 |
| NEBRASKA | | | | | | |
| County | L | C | 6,675 | NA | | 1,481 |
| Separate Juvenile | L | C | 4,511 | NA | | 1,001 |
| State Total | | | 11,186 | | | 2,483 |
| NEVADA | | | | | | |
| District | G | C | 13,587 | 13,518 A | | 2,520 |
| NEW HAMPSHIRE | | | | | | |
| District | L | C | 9,173 | 8,348 | 91 | 2,914 |
| NEW JERSEY | | | | | | |
| Superior | G | F | 91,868 | 92,703 | 101 | 4,366 |
| NEW MEXICO | | | | | | |
| District | G | C | 8,366 | 9,066 | 108 | 1,633 |

(continued on next page)

TABLE 12: Reported Total State Trial Court Juvenile Caseload, 2001 (continued)

| State/Court name: | Jurisdiction | Point of filing | Total juvenile filings and qualifying footnotes | Total juvenile dispositions and qualifying footnotes | Dispositions as a percentage of filings | Filings per 100,000 juvenile population |
|---|--------------|-----------------|---|--|---|---|
| NEW YORK Family | L | C | 107,258 | 108,834 | 101 | 2,284 |
| NORTH CAROLINA District | L | C | 39,923 | 41,885 | 105 | 1,999 |
| NORTH DAKOTA District | G | C | 10,564 | 11,266 B | | 6,660 |
| OHIO Court of Common Pleas | G | E | 184,592 | 182,036 | 99 | 6,390 |
| OKLAHOMA † District | G | G | 13,144 | 11,572 | 88 | 1,467 |
| OREGON Circuit | G | C | 18,151 | 18,232 | 100 | 2,116 |
| PENNSYLVANIA Court of Common Pleas † | G | G | 67,732 | 69,681 | 103 | 2,316 |
| PUERTO RICO Court of First Instance | G | C | 10,582 | 10,253 | 97 | 968 |
| RHODE ISLAND Family | L | C | 11,682 | 11,445 | 98 | 4,675 |
| SOUTH CAROLINA Family | L | C | 23,623 C | 23,042 C | 98 | 2,307 |
| SOUTH DAKOTA Circuit | G | B | 8,584 | 7,053 | 82 | 4,233 |
| TENNESSEE General Sessions | L | B | NA | NA | | |
| Juvenile | L | B | 129,306 | 188,205 | 146 | 9,157 |
| State Total | | | | | | |
| TEXAS District | G | C | 33,871 A | 32,798 A | 97 | 563 |
| County-level | L | C | 7,388 A | 7,385 A | 100 | 123 |
| State Total | | | 41,259 * | 40,183 * | 97 | 686 |
| UTAH Juvenile | L | C | 49,401 | 50,348 | 102 | 6,759 |
| VERMONT Family | G | C | 2,091 | 2,230 | 107 | 1,409 |
| VIRGINIA District | L | C | 134,250 B | 140,225 B | 104 | 7,593 |
| WASHINGTON Superior | G | A | 46,177 A | 47,099 A | 102 | 3,001 |
| WEST VIRGINIA Circuit | G | C | 6,819 | 6,353 | 93 | 1,697 |

(continued on next page)

TABLE 12: Reported Total State Trial Court Juvenile Caseload, 2001 (continued)

| State/Court name: | Jurisdiction | Point of filing | Total juvenile filings and qualifying footnotes | Total juvenile dispositions and qualifying footnotes | Dispositions as a percentage of filings | Filings per 100,000 juvenile population |
|----------------------|--------------|-----------------|---|--|---|---|
| WISCONSIN Circuit | G | C | 23,942 | 23,828 | 100 | 1,738 |
| WYOMING† District | G | C | 1,502 | 1,463 | 97 | 1,164 |

NOTE: All state trial courts with juvenile jurisdiction are listed in the table regardless of whether caseload data are available. Blank spaces in the table indicate that a particular calculation, such as the total state caseload, is not appropriate. State total "filings per 100,000 population" may not equal the sum of the filing rates for the individual courts due to rounding.

NA = Data are not available.

JURISDICTION CODES:

G = General Jurisdiction
L = Limited Jurisdiction

POINT OF FILING CODES:

M = Missing data
I = Data element is inapplicable
A = Filing of complaint
B = At initial hearing (intake)
C = Filing of petition
E = Issuance of warrant
F = At referral
G = Varies

QUALIFYING FOOTNOTES:

The absence of a qualifying footnote indicates that data are complete.

† Data for Oklahoma District Court are for 1997. Data for Wyoming District Court are for 2000. Data for Pennsylvania Court of Common Pleas are preliminary 2001 data.

+In 2001, Arkansas combined the Circuit and Chancery Courts into the Circuit Court.

* See the qualifying footnote for each court within the state. Each footnote has an effect on the state's total.

A: The following courts' data are incomplete:

California—Superior Court—Total **juvenile** filed and disposed data do not include partial data from several courts.
Delaware—Family Court—Total **juvenile** filed and disposed data do not

include **status offense** cases.

Florida—Circuit Court—Total **juvenile** filed and disposed data do not include partial data from several courts. Disposed data also do not include reopened cases and are less than 75% complete.

Georgia—Juvenile Court—Total **juvenile** filed and disposed data do not include cases from several counties.

Nevada—District Court—Total **juvenile** disposed data do not include partial data from several courts.

Texas—District Court—Total **juvenile** filed and disposed data do not include **child-victim petition** cases.

—County-level Court—Total **juvenile** filed and disposed data do not include **child-victim petition** cases and are less than 75% complete.

Washington—Superior Court—Total **juvenile** filed and disposed data do not include partial data from several courts.

B: The following courts' data are overinclusive:

Alaska—Superior Court—Total **juvenile** disposed data include **miscellaneous domestic relations** (termination of parental rights) cases.

Colorado—District, Denver Juvenile and Denver Probate Court—Total **juvenile** disposed data include **adoption, paternity, and some support/custody** cases.

Indiana—Superior and Circuit Courts—Total **juvenile** filed and disposed data include some **support/custody** cases.

Kentucky—District Court—Total **juvenile** filed and disposed data include **interstate support and paternity** cases.

Massachusetts—District Court—Total **juvenile** disposed data include all **juvenile traffic** cases.

North Dakota—District Court—Total **juvenile** disposed data include **juvenile traffic/other violation** cases.

Virginia—District Court—Total **juvenile** filed and disposed data include some **domestic relations** cases.

C: The following courts' data are incomplete and overinclusive:

South Carolina—Family Court—Total **juvenile** filed and disposed data include **traffic/other violation** cases, but do not include **child-victim petition** cases.

TABLE 13: Mandatory Caseload in State Appellate Courts, 1992-2001

| State/Court name: | Number of filings and qualifying footnotes | | | | | | | | | |
|--|--|---------|---------|---------|---------|---------|---------|---------|---------|---------|
| | 1992 | 1993 | 1994 | 1995 | 1996 | 1997 | 1998 | 1999 | 2000 | 2001 |
| States with one court of last resort and one intermediate appellate court | | | | | | | | | | |
| ALASKA | | | | | | | | | | |
| Supreme Court | 315 | 365 | 469 | 553 | 333 | 286 | 297 | 285 | 335 | 294 |
| Court of Appeals | 383 | 411 | 371 | 371 * | 384 | 327 | 336 | 301 | 295 | 272 |
| ARIZONA | | | | | | | | | | |
| Supreme Court | 83 | 94 | 126 | 91 | 77 | 161 | 92 | 73 | 58 | 207 |
| Court of Appeals | 4,603 | 3,722 | 3,340 | 3,298 | 3,610 | 3,607 | 3,710 | 3,553 | 3,354 | 3,367 |
| ARKANSAS | | | | | | | | | | |
| Supreme Court | 512 C | 514 C | 567 C | 548 C | 548 C | 562 C | 413 C | 370 C | 418 C | 401 C |
| Court of Appeals | 1,021 | 1,129 | 1,091 | 1,141 | 1,077 | 1,121 | 1,485 | 1,300 | 1,355 | 1,158 |
| CALIFORNIA | | | | | | | | | | |
| Supreme Court | 36 | 38 | 27 | 30 | 30 | 38 | 33 | 45 | 32 | 31 |
| Courts of Appeal | 14,763 | 14,308 | 14,267 | 14,923 | 15,641 | 16,881 | 15,931 | 16,186 | 16,143 | 14,728 |
| COLORADO | | | | | | | | | | |
| Supreme Court | 198 | 170 | 162 A | 161 A | 183 A | 179 A | 205 A | 147 A | 132 A | 89 A |
| Court of Appeals | 2,201 | 2,209 | 2,287 | 2,179 | 2,289 | 2,245 | 2,410 | 2,647 | 2,502 | 2,335 |
| CONNECTICUT | | | | | | | | | | |
| Supreme Court | 254 | 158 | 38 * | 50 | 58 | 67 | 30 | 29 | 54 | 63 |
| Appellate Court | 1,127 | 1,164 | NA | 1,227 | 1,179 B | 1,267 B | 1,223 B | 1,182 B | 1,204 B | 1,109 B |
| FLORIDA | | | | | | | | | | |
| Supreme Court | 215 | 261 | 102 | 90 | 99 | 100 | 98 | 117 | 109 | 110 |
| District Cts. of Appeal | 16,492 | 15,799 | 15,858 | 18,241 | 18,542 | 18,932 | 17,599 | 17,424 | 18,983 | 19,183 |
| GEORGIA | | | | | | | | | | |
| Supreme Court | 706 | 613 | 708 | 655 | 675 | 757 | 681 | 586 | 633 | 642 |
| Court of Appeals | 2,455 | 2,601 | 3,300 | 3,213 | 2,967 | 3,034 | 2,910 | 2,916 | 2,974 | 2,900 |
| HAWAII | | | | | | | | | | |
| Supreme Court | 541 | 605 | 610 | 721 | 715 | 695 | 713 | 730 | 646 | 829 |
| Intermediate Ct. of App. | 257 | 311 | 295 | 220 | 163 | 132 | 148 | 229 | 239 | 225 |
| IDAHO | | | | | | | | | | |
| Supreme Court | 400 B | 398 B | 438 C | 432 C | 508 C | 559 C | 500 C | 424 C | 494 C | 460 C |
| Court of Appeals | 308 | 239 | 222 | 371 | 353 | 338 | 300 | 345 | 427 | 561 |
| ILLINOIS | | | | | | | | | | |
| Supreme Court | 860 | 881 | 1,226 | 1,224 | 1,311 | 1,297 | 1,258 | 1,026 | 877 | 820 |
| Appellate Court | 9,126 B | 9,116 B | 8,889 B | 9,010 B | 8,982 B | 9,301 B | 9,481 B | 9,212 B | 8,856 B | 9,266 B |
| IOWA | | | | | | | | | | |
| Supreme Court | 1,398 | 1,324 | 1,538 B | 1,506 B | 1,491 B | 1,574 B | 1,548 B | 1,194 B | 1,260 B | 1,006 B |
| Court of Appeals | 684 | 673 | 616 | 742 | 809 | 797 | 753 | 873 | 855 | 1,068 |
| KANSAS | | | | | | | | | | |
| Supreme Court | 184 | 201 | 334 | 283 | 271 | 224 | 230 | 198 | 164 | 154 |
| Court of Appeals | 1,389 B | 1,488 B | 1,797 B | 2,125 B | 2,312 B | 2,075 B | 1,884 B | 1,899 B | 1,820 B | 1,745 B |
| KENTUCKY | | | | | | | | | | |
| Supreme Court | 316 | 289 | 416 | 398 | 526 | 436 | 444 | 434 | 401 | 379 |
| Court of Appeals | 3,040 | 2,924 | 2,977 | 3,305 | 3,388 | 3,242 | 3,080 | 3,064 | 2,882 | 2,690 |

Number of dispositions and qualifying footnotes

| <u>1992</u> | <u>1993</u> | <u>1994</u> | <u>1995</u> | <u>1996</u> | <u>1997</u> | <u>1998</u> | <u>1999</u> | <u>2000</u> | <u>2001</u> |
|-------------|-------------|-------------|-------------|-------------|-------------|-------------|-------------|-------------|-------------|
| 405 | 303 | 316 | 274 | 627 | 350 | 299 | 260 | 320 | 325 |
| 457 | 440 | 355 | 355 | 365 | 353 | 358 | 317 | 285 | 303 |
| 97 | 88 | 127 | 101 | 91 | 92 | 92 | 74 | 51 | 189 |
| 4,026 | 4,815 | 3,813 | 3,439 | 3,815 | 3,908 | 3,618 | 3,416 | 3,998 | 3,593 |
| 512 C | 506 C | 556 C | 550 C | 502 C | 544 C | 475 C | 380 C | 411 C | 428 C |
| 1,126 | 1,064 | 997 | 939 | 1,042 | 1,315 | 1,524 | 1,354 | 1,327 | 1,275 |
| 26 | 25 | 18 | 10 | 14 | 13 | 16 | 9 | 9 | 11 |
| 16,688 | 14,574 | 14,481 | 14,524 | 15,024 | 12,600 | 19,254 | 18,941 | 18,737 | 18,280 |
| NA | NA | NA | NA | NA | NA | NA | NA | NA | NA |
| 2,335 | 2,269 | 2,192 | 2,156 | 2,318 | 2,274 | 2,231 | 2,443 | 2,613 | 2,414 |
| 230 | 255 | NA | NA | NA | NA | 299 | NA | NA | NA |
| 1,017 B | 1,034 B | 1,033 B | 1,191 B | 1,153 B | 1,275 B | 1,189 B | 1,091 B | 1,120 B | 1,199 B |
| 234 | 255 | 134 | 81 | 94 | 135 | 87 | 94 | 116 | 123 |
| 15,766 | 15,766 | 16,465 | 17,663 | 18,674 | 19,021 | 18,078 | 18,227 | 18,466 | 19,204 |
| 776 | 679 | 851 | 775 | 852 | 402 | 808 | 631 | 560 | 618 |
| 2,498 | 2,695 | 3,363 | 3,379 | 3,161 | 3,028 | 3,425 | 2,906 | 3,000 | 2,864 |
| 519 | 318 | 610 | 722 | 644 | 822 | 856 | 763 | 540 | 688 |
| 171 | 132 | 295 | 158 | 187 | 411 | 315 | 200 | 198 | 198 |
| 399 B | 416 B | 438 C | 456 C | 487 C | 598 C | 481 C | 417 C | 495 C | 461 C |
| 277 | 268 | 222 | 265 | 370 | 337 | 336 | 276 | 389 | 588 |
| 879 | 839 | 1,226 | 1,227 | 1,275 | 1,230 | 1,160 | 1,255 | 938 | 655 |
| 8,481 B | 8,746 B | 8,889 B | 9,790 B | 9,413 B | 9,578 B | 9,162 B | 9,113 B | 8,909 B | 8,570 B |
| 1,145 | 1,207 | 1,240 B | 1,273 B | 1,312 B | 1,073 B | NA | 327 B | 249 B | 203 B |
| 696 | 660 | 658 | 710 | 788 | 801 | 833 | 766 | 912 | 874 |
| 272 | 298 | 410 B | 882 B | 861 B | 989 B | 1,228 B | 1,114 B | 1,281 B | 1,094 B |
| 1,291 B | 1,353 B | 1,591 B | 1,628 B | 1,891 B | 1,961 B | 2,023 B | 2,067 B | 2,240 B | 1,868 B |
| 316 | 297 | 408 | 367 | 418 | 457 | 465 | 394 | 378 | 405 |
| 2,836 | 2,841 | 2,727 | 3,175 | 3,232 | 3,201 | 3,408 | 3,162 | 3,122 | 2,880 |

(continued on next page)

TABLE 13: Mandatory Caseload in State Appellate Courts, 1992-2001 (continued)

| State/Court name: | Number of filings and qualifying footnotes | | | | | | | | | |
|-------------------------|--|---------|---------|---------|---------|---------|---------|---------|---------|---------|
| | 1992 | 1993 | 1994 | 1995 | 1996 | 1997 | 1998 | 1999 | 2000 | 2001 |
| LOUISIANA | | | | | | | | | | |
| Supreme Court | 157 | 175 | 143 | 128 | 146 | 153 | 185 | 195 | 187 | 228 |
| Courts of Appeal | 4,008 | 4,007 | 4,070 | 3,920 | 4,092 | 3,964 | 4,140 | 4,220 | 4,557 | 3,733 |
| MARYLAND | | | | | | | | | | |
| Court of Appeals | 222 | 253 | 243 | 223 | 246 | 254 | 255 | 280 | 270 | 255 A |
| Court of Spec. Appeals | 1,956 | 2,031 | 1,974 | 2,121 | 2,042 | 1,913 | 1,951 | 1,962 | 1,998 | 1,893 |
| MASSACHUSETTS | | | | | | | | | | |
| Supreme Judicial Court | 90 A | 93 A | 123 A | 125 A | 134 A | 152 A | 152 A | 282 A | 267 | 264 |
| Appeals Court | 1,871 | 1,814 | 2,068 | 2,095 | 2,126 | 2,235 | 2,329 | 2,298 | 2,164 | 1,731 |
| MICHIGAN | | | | | | | | | | |
| Supreme Court | 5 | 2 | 6 | 1 | 2 | 3 | 10 | 4 | 5 | 2 |
| Court of Appeals | 10,159 B | 9,270 B | 8,054 B | 7,591 B | 5,782 B | 5,006 B | 4,503 B | 4,214 B | 4,093 B | 4,074 |
| MINNESOTA | | | | | | | | | | |
| Supreme Court | 229 | 222 | 208 | 178 | 205 | 171 | 106 | 120 | 125 | 113 |
| Court of Appeals | 2,314 | 2,337 | 2,380 | 2,497 | 2,353 | 2,177 | 2,174 | 1,895 | 1,999 | 2,145 |
| MISSISSIPPI | | | | | | | | | | |
| Supreme Court | 1,025 | 1,113 | 1,013 | 1,063 | 1,159 B | 1,210 B | 1,071 B | 1,065 B | 1,142 B | 1,189 B |
| Court of Appeals | NC | NC | NC | 535 | 643 | 719 | 719 | 719 | NA | 36 A |
| MISSOURI | | | | | | | | | | |
| Supreme Court | 257 | 291 | 264 | 272 | 228 | 273 | 220 | 223 | 252 | 250 |
| Court of Appeals | 3,826 | 4,032 | 4,473 | 4,405 | 4,539 | 4,168 | 3,842 | 3,678 | 3,724 | 3,611 |
| NEBRASKA | | | | | | | | | | |
| Supreme Court | 40 B | 32 B | 69 B | 54 | 60 | 44 | 52 | 52 | 80 | 77 |
| Court of Appeals | 2,041 B | 1,103 B | 1,184 B | 1,349 B | 1,279 B | 1,322 B | 1,335 B | 1,414 B | 1,260 B | 1,347 B |
| NEW JERSEY | | | | | | | | | | |
| Supreme Court | 407 | 389 | 410 | 212 | 205 | 546 | 450 | 522 | 488 | 515 |
| Appel. Div. of Superior | 6,871 | 6,712 | 7,148 | 7,307 | 7,911 | 7,509 | 7,788 | 7,361 | 7,286 | 7,182 |
| NEWMEXICO | | | | | | | | | | |
| Supreme Court | 232 | 236 | 234 | 198 | 78 | 102 | 64 | 59 | 62 | 54 |
| Court of Appeals | 756 | 778 | 750 | 819 | 941 | 965 | 966 | 906 | 862 | 833 |
| NORTH CAROLINA | | | | | | | | | | |
| Supreme Court | 112 | 120 | 131 | 119 | 102 | 81 | 84 | 78 | 61 | 94 |
| Court of Appeals | 1,304 | 1,329 | 1,400 | 1,478 | 1,470 | 1,565 | 1,553 | 1,719 | 1,592 | 1,618 |
| OHIO | | | | | | | | | | |
| Supreme Court | 581 | 705 | 812 | 818 | 943 | 891 | 880 | 674 | 620 | 675 |
| Court of Appeals | 11,377 | 11,010 | 11,032 | 11,435 | 12,455 | 12,488 | 11,713 | 11,079 | 10,394 | 10,760 |
| OREGON | | | | | | | | | | |
| Supreme Court | 230 | 172 | 201 | 310 | 329 | 326 | 271 | 248 | 248 | 349 |
| Court of Appeals | 5,102 | 4,410 | 4,440 | 4,426 | 4,466 | 4,631 | 4,319 | 4,024 | 3,977 | 4,084 |
| PUERTORICO | | | | | | | | | | |
| Supreme Court | NA | NA | NA | 209 | 363 | 95 | 54 | 129 | 140 | 104 |
| Court of Appeals | NC | NC | NC | 1,425 | 1,454 | 1,739 | 1,553 | 1,410 | 1,550 | 1,382 |

Number of dispositions and qualifying footnotes

| 1992 | 1993 | 1994 | 1995 | 1996 | 1997 | 1998 | 1999 | 2000 | 2001 |
|----------------|------------------|----------------|------------------|------------------|------------------|------------------|----------------|----------------|---------------|
| 157 4,361 | 152 4,297 | 116 4,258 | 121 4,139 | 162 4,090 | 157 3,872 | 162 4,093 | 159 4,291 | 186 4,455 | 186 4,583 |
| 240 2,019 | 222 2,047 | 212 1,979 | 223 2,105 | 182 1,997 | 190 1,891 | 251 1,980 | 235 1,863 | 267 2,060 | 247 1,825 |
| NA 1,214 | NA 1,763 | 104 A 1,709 | 131 A 1,851 | 105 1,294 | 127 A 2,115 | 122 A 2,097 | 144 A 2,800 | 463 2,145 | 297 1,703 |
| NA 11,662 B | NA 13,037 B | NA 12,824 B | NA 12,596 B | NA 10,842 B | NA 10,233 B | 5 8,682 B | 3 4,239 B | 2 4,100 B | NA 4,149 |
| 238 2,252 | 231 2,409 | 174 2,373 | 187 2,441 | 181 2,391 | 163 2,211 | 115 1,991 | 113 1,649 | 121 1,961 | 111 2,145 |
| 872 NC | 718 NC | 805 NC | 772 535 | 500 643 | 894 719 | 641 776 | 738 635 | 598 595 | 648 567 |
| 258 3,641 | 283 3,786 | 259 4,302 | 226 4,285 | 236 4,349 | 255 4,515 | 216 4,281 | 215 3,927 | 222 3,781 | 254 3,790 |
| 634 B 886 B | 429 B 1,159 B | 315 B 895 B | 300 B 1,106 B | 305 B 1,172 B | 305 B 1,111 B | 309 B 1,146 B | NA 1,205 B | NA 1,224 B | NA 1,077 B |
| 425 6,445 | 391 6,601 | 405 6,980 | 206 7,416 | 190 7,530 | 493 7,842 | 547 7,647 | 478 7,483 | 481 7,217 | 508 7,354 |
| NA 751 B | 196 838 B | 194 936 B | 257 827 B | 68 894 B | 66 925 B | 53 925 B | 49 939 B | 51 946 B | 48 893 B |
| 128 1,099 | 89 1,158 | 110 1,550 | 134 1,420 | 134 1,425 | 129 1,559 | 98 1,585 | 91 1,631 | 90 1,460 | 65 1,465 |
| 627 11,944 | 594 11,325 | 819 11,565 | 701 11,551 | 915 12,509 | 827 12,440 | 1,045 12,239 | 722 11,509 | 642 11,621 | 674 11,150 |
| 403 B 5,060 | 290 B 5,625 | 296 B 4,592 | 282 B 4,430 | 282 B 4,321 | 263 B 4,474 | 278 B 4,790 | 290 B 4,107 | 290 B 4,107 | 137 3,840 |
| NA NC | NA NC | NA NC | 212 586 | 341 948 | 183 1,442 | 91 1,615 | 144 1,551 | 174 1,670 | 130 1,486 |

(continued on next page)

TABLE 13: Mandatory Caseload in State Appellate Courts, 1992-2001 (continued)

| State/Court name: | Number of filings and qualifying footnotes | | | | | | | | | |
|--|--|---------|---------|---------|---------|---------|---------|---------|---------|---------|
| | 1992 | 1993 | 1994 | 1995 | 1996 | 1997 | 1998 | 1999 | 2000 | 2001 |
| SOUTH CAROLINA | | | | | | | | | | |
| Supreme Court | 587 | 417 | 443 | 301 | 275 | 355 | 2,033 * | 258 * | 140 | 329 |
| Court of Appeals | 383 | 585 | 461 | 680 | 756 | 907 | 965 | 925 | 900 | 1,413 |
| UTAH | | | | | | | | | | |
| Supreme Court | 553 B | 592 B | 631 B | 584 B | 558 B | 616 B | 577 B | 662 B | 604 B | 530 B |
| Court of Appeals | 865 B | 830 B | 785 B | 838 B | 842 B | 741 B | 711 B | 748 B | 796 B | 732 B |
| VIRGINIA | | | | | | | | | | |
| Supreme Court | 63 | 82 | 71 | 59 | 88 | 58 | 127 | 150 | 201 | NA |
| Court of Appeals | 678 | 600 | 663 | 772 | 839 | 712 | 640 | 695 | 623 | 733 |
| WASHINGTON | | | | | | | | | | |
| Supreme Court | 126 B | 146 B | 113 B | 111 B | 111 B | 94 B | 75 B | 73 B | 63 B | 73 B |
| Court of Appeals | 3,693 | 3,396 | 3,503 | 3,663 | 3,678 | 3,618 | 3,974 | 3,613 | 3,797 | 3,756 |
| WISCONSIN | | | | | | | | | | |
| Supreme Court | NJ | NJ | NJ | NJ | NJ | NJ | NJ | NJ | NJ | 45 |
| Court of Appeals | 3,187 B | 3,290 B | 3,345 B | 3,532 B | 3,628 B | 3,763 B | 3,577 B | 3,279 B | 3,472 B | 3,421 B |
| States with no intermediate appellate court | | | | | | | | | | |
| DELAWARE | | | | | | | | | | |
| Supreme Court | 530 B | 542 B | 488 B | 530 B | 532 B | 551 B | 554 B | 558 B | 656 B | 582 |
| DISTRICT OF COLUMBIA | | | | | | | | | | |
| Court of Appeals | 1,643 | 1,724 | 1,689 | 1,832 | 2,008 | 2,076 | 1,943 | 1,757 | 1,698 | 1,604 |
| MAINE | | | | | | | | | | |
| Supreme Judicial Court | 569 C | 654 C | 1,038 B | 988 B | 841 B | 724 B | 778 B | 752 B | 442 B | 529 B |
| MONTANA | | | | | | | | | | |
| Supreme Court | 533 A | 521 A | 633 A | 521 A | 731 A | 729 A | 587 A | 653 | 580 | 562 |
| NEVADA | | | | | | | | | | |
| Supreme Court | 1,129 | 1,138 | 1,256 | 1,350 | 1,911 | 1,835 | 1,943 | 1,894 | 1,803 | 1,803 |
| NEW HAMPSHIRE | | | | | | | | | | |
| Supreme Court | NJ | NJ | NJ | NJ | NJ | NJ | NJ | NJ | NJ | NJ |
| NORTH DAKOTA | | | | | | | | | | |
| Supreme Court | 377 | 403 | 360 | 403 | 367 | 387 | 360 | 370 | 334 | 285 |
| RHODE ISLAND | | | | | | | | | | |
| Supreme Court | 413 | 449 | 463 | 477 | 406 | 476 | 411 | 383 | 396 | 342 |
| SOUTH DAKOTA | | | | | | | | | | |
| Supreme Court | 354 B | 386 B | 351 B | 358 B | 412 B | 367 B | 403 B | 436 B | 396 B | 436 B |
| VERMONT | | | | | | | | | | |
| Supreme Court | 610 | 622 | 634 | 640 | 633 | 558 | 557 | 555 | 545 | 592 |
| WEST VIRGINIA | | | | | | | | | | |
| Supreme Court of Appeals | NJ | NJ | NJ | NJ | NJ | NJ | NJ | NJ | NJ | NJ |

Number of dispositions and qualifying footnotes

| <u>1992</u> | <u>1993</u> | <u>1994</u> | <u>1995</u> | <u>1996</u> | <u>1997</u> | <u>1998</u> | <u>1999</u> | <u>2000</u> | <u>2001</u> |
|--------------------|--------------------|--------------------|--------------------|--------------------|--------------------|--------------------|--------------------|--------------------|--------------------|
| 544 B 420 | 572 B 602 | 503 B 515 | 557 B 523 | 436 B 694 | NA 886 | 2,159 * 895 | 2,159 1,062 | 271 B 813 | 422 1,547 |
| 675 B 799 B | 718 B 847 B | 478 B 887 B | 584 B 848 B | 604 B 748 B | 632 B 805 B | 561 B 805 B | 622 B 711 B | 587 B 755 B | 548 B 762 B |
| 58 NA | 66 NA | 77 635 | 61 725 | 73 876 | 70 886 | 87 616 | 113 656 | 193 678 | NA 704 |
| 136 B 3,493 | 131 B 3,350 | 143 B 3,530 | 102 B 3,545 | 109 B 3,725 | 100 B 4,364 | 107 B 3,687 | 76 B 4,079 | 85 B 3,898 | 59 B 3,879 |
| NJ 2,942 B | NJ 3,226 B | NJ 3,262 B | NJ 3,465 B | NJ 3,638 B | NJ 3,679 B | NJ 3,777 B | NJ 3,409 B | NJ 3,574 B | 45 3,519 B |
| 549 B 1,474 | 552 B 1,655 | 482 B 1,566 | 495 B 1,482 | 535 B 1,783 | 537 B 2,129 | 582 B 1,901 | 527 B 1,793 | 599 B 1,906 | 598 1,768 |
| 571 C 437 A | 544 C 441 A | 818 B 540 A | 732 B 543 A | 800 B 493 A | 769 B 673 A | 833 B 505 A | 719 B 564 | 542 B 591 | 469 B 588 |
| 987 NJ | 943 NJ | 1,131 NJ | 1,078 NJ | 1,370 NJ | 1,471 NJ | 2,299 NJ | 2,073 NJ | 1,932 NJ | 2,001 NJ |
| 414 421 | 382 400 | 383 427 | 371 410 | 384 403 | 389 488 | 356 448 | 380 369 | 347 378 | 318 396 |
| 341 B 612 NJ | 425 B 673 NJ | 406 B 610 NJ | 461 B 632 NJ | 461 B 671 NJ | 504 B 619 NJ | 397 B 563 NJ | 482 B 612 NJ | 407 B 529 NJ | 480 B 580 NJ |

(continued on next page)

TABLE 13: Mandatory Caseload in State Appellate Courts, 1992-2001 (continued)

| State/Court name: | Number of filings and qualifying footnotes | | | | | | | | | |
|---|--|----------|----------|----------|----------|----------|----------|----------|----------|----------|
| | 1992 | 1993 | 1994 | 1995 | 1996 | 1997 | 1998 | 1999 | 2000 | 2001 |
| WYOMING | | | | | | | | | | |
| Supreme Court | 302 | 306 | 335 | 345 | 357 | 380 | 381 | 355 | 364 | 283 |
| States with multiple appellate courts at any level | | | | | | | | | | |
| ALABAMA | | | | | | | | | | |
| Supreme Court | 741 | 737 | 1,158 | 879 | 830 | 811 | 889 | 784 | 1,174 | NA |
| Court of Civil Appeals | 738 | 830 | 906 | 1,167 | 1,530 | 1,447 | 1,437 | 1,437 | 1,404 | 1,301 |
| Court of Criminal Appeals | 2,027 | 2,094 | 2,260 | 2,490 | 2,364 | 2,472 | 2,573 | 2,513 | 2,630 | 2,704 |
| INDIANA | | | | | | | | | | |
| Supreme Court | 154 | 231 | 224 | 231 | 284 | 287 | 279 | 314 | 285 | 318 |
| Court of Appeals | 1,752 | 1,872 | 1,867 | 1,803 | 2,126 | 2,071 | 2,140 | 2,053 | 2,160 | 1,938 |
| Tax Court | 110 | 101 | 288 | 135 | 186 | 205 | 207 | 240 | 131 | 106 |
| NEW YORK | | | | | | | | | | |
| Court of Appeals | 280 | NA | 502 | 499 | 451 | 432 | 350 | 350 | 300 | 287 |
| Appellate Division of Supreme Court | 11,187 B | 10,236 B | 10,788 B | 10,851 B | 11,450 B | 11,676 B | 11,761 B | 11,745 B | 11,110 B | 10,023 B |
| Appellate Terms of Supreme Court | 2,092 B | 2,502 B | 2,209 B | 2,371 B | 2,455 B | 2,136 B | 2,121 B | 2,250 B | 2,078 B | 1,843 B |
| OKLAHOMA | | | | | | | | | | |
| Supreme Court | 1,509 | 1,458 | 1,442 | 1,417 | 1,411 | 1,514 | 1,339 | 1,339 * | 1,339 * | 1,339 * |
| Court of Civil Appeals | 1,143 | 1,495 | 1,249 | 1,213 | 1,117 | 581 | 499 | 499 * | 499 * | 499 * |
| Court of Criminal Appeals | 1,268 | 1,268 | 1,571 | 1,367 | 1,514 | 1,742 | 1,581 | 1,581 * | 1,581 * | 1,581 * |
| PENNSYLVANIA | | | | | | | | | | |
| Supreme Court | 270 | 289 | 365 | 307 | 447 | 429 | 547 | 507 | 327 | 419 |
| Commonwealth Court | 3,571 A | 4,208 A | 4,380 A | 4,939 A | 4,594 A | 4,453 A | 5,603 A | 4,490 | 4,210 A | 4,447 A |
| Superior Court | 7,121 | 6,964 | 7,554 | 7,606 | 7,817 | 9,001 | 8,000 A | 7,299 | 8,131 | 7,839 |
| TENNESSEE | | | | | | | | | | |
| Supreme Court | 239 | 271 | 314 B | 307 B | 400 B | 400 B | 349 B | 264 B | 330 B | 200 |
| Court of Appeals | 1,046 | 1,050 | 1,103 B | 1,106 B | 1,152 B | 1,117 B | 1,087 B | 1,278 B | 1,161 B | 1,119 |
| Court of Criminal Appeals | 1,007 | 1,007 | 1,167 B | 1,088 B | 1,338 B | 1,374 B | 1,165 B | 1,182 B | 1,143 | 1,167 |
| TEXAS | | | | | | | | | | |
| Supreme Court | 7 | 2 | 13 | 0 | 9 | 5 | 14 | 4 | 4 | 11 |
| Court of Criminal Appeals | 2,751 | 2,870 | 3,590 | 4,232 | 4,963 | 6,287 | 7,910 | 8,769 | 8,714 | 6,822 |
| Courts of Appeals | 10,722 | 9,420 | 9,297 | 9,734 | 10,742 | 10,754 | 11,566 | 12,291 | 12,343 | 11,700 |

Number of dispositions and qualifying footnotes

| <u>1992</u> | <u>1993</u> | <u>1994</u> | <u>1995</u> | <u>1996</u> | <u>1997</u> | <u>1998</u> | <u>1999</u> | <u>2000</u> | <u>2001</u> |
|-------------|-------------|-------------|-------------|-------------|-------------|-------------|-------------|-------------|-------------|
| 331 | 306 | 282 | 387 | 318 | 344 | 359 | 372 | 389 | 271 |
| 782 | 757 | 1,154 | 1,005 | 830 | 819 | 840 | 701 | 851 | 2,220 B |
| 691 | 761 | 823 | 1,949 | 1,348 | 1,572 | 1,458 | 1,458 | 1,538 | 1,286 |
| 2,127 | 2,110 | 2,096 | 2,400 | 2,331 | 2,323 | 2,701 | 2,469 | 2,676 | 2,688 |
| 160 | 228 | 220 | 226 | 266 | 289 | 273 | 295 | 356 | 323 |
| 1,744 | 1,592 | 1,864 | 1,838 | 1,934 | 1,763 | 2,246 | 2,216 | 2,157 | 2,024 |
| 76 | 77 | 123 | 252 | 121 | 152 | 155 | 134 | 132 | 300 |
| 306 | 296 | 249 | 340 | 295 | 260 | 198 | 208 | 170 | 176 |
| 11,854 B | 12,475 B | 13,508 B | 18,831 B | 19,200 B | 18,874 B | 19,227 B | 19,074 B | 20,063 B | 17,660 B |
| 2,157 B | 1,998 B | 2,091 B | 2,356 B | 2,401 B | 2,367 B | 2,064 B | 2,050 B | 2,238 B | 2,131 B |
| 1,841 | 1,700 | 1,739 | 1,483 | 1,672 | 1,494 | 1,625 | 1,625 * | 1,625 * | 1,625 * |
| 1,399 | 1,260 | 1,360 | 1,267 | 1,143 | 679 | 737 | 737 * | 737 * | 737 * |
| 1,320 | 1,388 | 1,625 | 1,808 | 1,806 | 1,670 | 1,674 | 1,674 * | 1,674 * | 1,674 * |
| 441 | 304 | 348 | 446 | 683 | 676 | 802 | 1,016 | 548 | 658 |
| 3,558 B | 3,837 B | 4,267 B | 4,681 B | 4,043 B | 4,996 B | 5,491 B | 5,964 B | 4,341 B | 4,611 A |
| 6,428 | 7,417 | 6,791 | 7,558 | 7,693 | 7,825 | 8,168 | 8,597 | 7,165 | 7,944 |
| NA | NA | 391 B | 418 B | 499 B | 397 B | 392 B | NA | 344 B | 340 |
| 954 | 1,069 | 1,021 B | 1,201 B | 1,047 B | 1,108 B | 1,102 B | 1,144 B | 1,055 B | 1,187 |
| 1,101 | 863 | 937 B | 1,099 B | 1,015 B | 1,164 B | 1,542 B | 1,372 B | 1,289 B | 1,218 |
| 6 | 3 | 13 | 0 | 8 | 5 | 10 | 4 | 4 | 15 |
| 2,482 | 2,723 | 3,628 | 4,782 | 4,555 | 6,156 | 6,488 | 7,914 | 7,764 | 6,979 |
| 9,281 | 9,654 | 9,543 | 9,649 | 10,164 | 11,249 | 11,736 | 13,150 | 13,429 | 13,129 |

(continued on next page)

TABLE 13: Mandatory Caseload in State Appellate Courts, 1992-2001 (continued)

COURT TYPE:

COLR = Court of last resort
 IAC = Intermediate appellate court

NOTE:

NA = Indicates that the data are unavailable.
 NC = Indicates that the court did not exist during that year.
 NJ = Indicates that the court does not have jurisdiction.

* Alaska—Court of Appeals—Data problem in 1995. The 1994 numbers are repeated again in 1995.
 * Connecticut—Supreme Court—**Mandatory** filings were counted differently starting in 1994.
 * Oklahoma—All Courts—2001 data not available. The 1998 numbers are repeated in 1999, 2000, and 2001.
 * South Carolina—Supreme Court—**Mandatory** filings were counted differently in 1998 and 1999.

QUALIFYING FOOTNOTES:

An absence of a qualifying footnote indicates that the data are complete.

A: The following courts' data are incomplete:

- Colorado—Supreme Court—Filed data for 1994-2001 do not include some **mandatory disciplinary cases** and some **mandatory interlocutory decisions**.
- Maryland—Court of Appeals—Filed data for 2001 do not include some **civil, criminal, and original proceedings**.
- Mississippi—Court of Appeals—Filed data for 2001 do not include some **civil, criminal, and original proceedings, and interlocutory decisions**.
- Massachusetts—Supreme Judicial Court—Data for 1992-1999 do not include **attorney disciplinary** and other cases filed in the "Single Justice" side of the court.
- Montana—Supreme Court—Data for 1992-1998 do not include **administrative agency, advisory opinions, and original proceedings** disposed.
- Pennsylvania—Commonwealth Court—Filed data for 1992-2001 and disposed data for 2001 do not include some **original proceedings** and some **administrative agency appeals**.

B: The following courts' data are overinclusive:

- Alabama—Supreme Court—Disposed data for 2001 include **discretionary petitions** that were disposed.
- Connecticut—Appellate Court—Filings for 1996-2001 include **discretionary jurisdiction**. Disposed data for 1992-2000 include **discretionary dispositions**.
- Delaware—Supreme Court—Data for 1992-2000 include some **discretionary petitions** and filed data for 1992-2000 include **discretionary petitions** that were **granted**.
- Idaho—Supreme Court—Data for 1992 and 1993 include **discretionary petitions** that were **granted**.
- Illinois—Appellate Court—Data for 1992-2001 include all **discretionary petitions**.

- Iowa—Supreme Court—Data for 1994-2001 include **discretionary original proceedings** and **discretionary administrative agency cases granted** review and disposed.
- Kansas—Supreme Court—Disposed data for 1994-2001 include all **discretionary petitions**.
 —Court of Appeals—Filed data for 1992-2001 include a few **discretionary petitions** that were **granted**. Disposed data for 1992-2001 include all **discretionary petitions**.
- Maine—Supreme Judicial Court—Data for 1994-2001 include **discretionary petitions**.
- Michigan—Court of Appeals—Data for 1992-2000 include **discretionary petitions**.
- Mississippi—Supreme Court—Filed data for 1996-2001 include all **discretionary petitions**.
- Nebraska—Supreme Court—Filed data for 1992-1994 include **discretionary petitions**. Disposed data for 1992-1998 include **discretionary petitions**.
 —Court of Appeals—Data for 1992-2001 include **discretionary petitions**.
- New Mexico—Court of Appeals—Disposed data for 1992-2001 include **interlocutory decisions**.
- New York—Appellate Divisions and Terms of Supreme Court—Data for 1992-2001 include all **discretionary petitions**.
- Oregon—Supreme Court—Disposed data for 1992-2000 include all **discretionary petitions** that were **granted**.
- Pennsylvania—Commonwealth Court—Disposed data for 1992-2000 include some **discretionary petitions**.
- South Carolina—Supreme Court—Disposed data for 1992-2000 include **discretionary petitions**.
- South Dakota—Supreme Court—Data for 1992-2001 include **discretionary advisory opinions**.
- Tennessee—Supreme Court—Data for 1994-2000 include **discretionary petitions** that were **granted**.
 —Court of Appeals—Data for 1994-2000 include **discretionary petitions** that were **granted**.
 —Court of Criminal Appeals—Data for 1994-2000 include **discretionary petitions** that were **granted**.
- Utah—Supreme Court—Data for 1992-2001 include all **discretionary petitions**.
 —Court of Appeals—Data for 1992-2001 include all **discretionary petitions**.
- Washington—Supreme Court—Data for 1992-2001 include some **discretionary petitions**.
- Wisconsin—Court of Appeals—Data for 1992-2001 include **discretionary interlocutory decisions**.

C: The following courts' data are both incomplete and overinclusive:

- Arkansas—Supreme Court—Data for 1992-2001 include some **discretionary petitions**, but do not include **mandatory attorney disciplinary cases** and **mandatory advisory opinions**.
- Idaho—Supreme Court—Data for 1994-2001 include **discretionary petitions** that were **granted**, but do not include **interlocutory decisions** or **advisory opinions**.
- Maine—Supreme Judicial Court Sitting as Law Court—1992 and 1993 data include **discretionary petitions**, but do not include **mandatory disciplinary and advisory opinion cases**.

TABLE 14: Discretionary Petitions in State Appellate Courts, 1992-2001

| State/Court name: | Number of filings and qualifying footnotes | | | | | | | | | |
|--|--|-------|-------|-------|-------|-------|-------|-------|-------|-------|
| | 1992 | 1993 | 1994 | 1995 | 1996 | 1997 | 1998 | 1999 | 2000 | 2001 |
| States with one court of last resort and one intermediate appellate court | | | | | | | | | | |
| ALASKA | | | | | | | | | | |
| Supreme Court | 253 | 226 | 199 | 200 | 185 | 200 | 238 | 187 | 194 | 192 |
| Court of Appeals | 63 | 50 | 51 | 51 | 48 | 59 | 43 | 45 | 34 | 36 |
| ARIZONA | | | | | | | | | | |
| Supreme Court | 1,123 | 1,309 | 1,221 | 1,304 | 1,594 | 1,820 | 1,366 | 1,209 | 1,307 | 1,042 |
| Court of Appeals | 185 | 205 | 198 | 201 | 188 | 218 | 151 | 157 | 159 | 95 |
| ARKANSAS | | | | | | | | | | |
| Supreme Court | NA | NA | NA | NA | NA | 877 | 877 | 478 | 453 | 477 |
| Court of Appeals | NJ | NJ | NJ | NJ | NJ | NJ | NJ | 136 | 164 | 164 |
| CALIFORNIA | | | | | | | | | | |
| Supreme Court | 5,367 | 5,810 | 6,758 | 6,299 | 6,808 | 7,563 | 8,627 | 8,265 | 9,039 | 8,860 |
| Courts of Appeal | 6,865 | 7,163 | 7,119 | 7,403 | 8,069 | 8,879 | 9,116 | 8,915 | 8,895 | 8,654 |
| COLORADO | | | | | | | | | | |
| Supreme Court | 1,115 | 1,081 | 1,115 | 1,197 | 1,218 | 1,332 | 1,317 | 1,378 | 1,485 | 1,278 |
| Appellate Court | NJ | NJ | NJ | NJ | NJ | NJ | NJ | NJ | NJ | NJ |
| CONNECTICUT | | | | | | | | | | |
| Supreme Court | 218 | NA | 120 | 274 | 363 | 453 | 472 | 365 | 394 | 442 |
| Appellate Court | 80 | NA | 59 | NA | NA | NA | NA | NA | NA | NA |
| FLORIDA | | | | | | | | | | |
| Supreme Court | 1,629 | 1,681 | 1,868 | 2,085 | 2,428 | 2,394 | 2,404 | 2,629 | 2,622 | 2,785 |
| District Courts of Appeal | 2,644 | 2,883 | 3,123 | 3,455 | 3,580 | 3,579 | 4,057 | 3,788 | 3,901 | 1,301 |
| GEORGIA | | | | | | | | | | |
| Supreme Court | 1,078 | 1,179 | 1,246 | 1,399 | 1,257 | 1,362 | 1,226 | 1,148 | 1,210 | 1,214 |
| Court of Appeals | 957 | 925 | 611 | 419 | 483 | 479 | 455 | 434 | 420 | 413 |
| HAWAII | | | | | | | | | | |
| Supreme Court | 55 | 48 | 38 | 23 | 32 | 86 | 92 | 78 | 79 | 70 |
| Intermediate Ct. of Ap. | NJ | NJ | NJ | NJ | NJ | NJ | NJ | NJ | NJ | NJ |
| IDAHO | | | | | | | | | | |
| Supreme Court | 92 | 101 | 127 | 96 | 127 | 107 | 90 | 82 | 114 | 187 |
| Court of Appeals | NJ | NJ | NJ | NJ | NJ | NJ | NJ | NJ | NJ | NJ |
| ILLINOIS | | | | | | | | | | |
| Supreme Court | 1,887 | 1,572 | 1,895 | 2,121 | 2,374 | 2,308 | 2,309 | 2,200 | 2,245 | 2,325 |
| Appellate Court | NA | NA | NA | NA | NA | NA | NA | NA | NA | NA |
| IOWA | | | | | | | | | | |
| Supreme Court | NA | NA | NA | NA | NA | NA | NA | NA | NA | NA |
| Court of Appeals | NJ | NJ | NJ | NJ | NJ | NJ | NJ | NJ | NJ | NJ |
| KANSAS | | | | | | | | | | |
| Supreme Court | 495 | 508 | 525 | 566 | 604 | 786 | 1,019 | 981 | 1,087 | 879 |
| Court of Appeals | NA | NA | NA | NA | NA | NA | NA | NA | 29 | NA |
| KENTUCKY | | | | | | | | | | |
| Supreme Court | 664 | 771 | 724 | 806 | 707 | 751 | 779 | 803 | 847 | 763 |
| Court of Appeals | 81 | 114 | 108 | 105 | 102 | 105 | 106 | 84 | 76 | 92 |

Number of dispositions and qualifying footnotes

| 1992 | 1993 | 1994 | 1995 | 1996 | 1997 | 1998 | 1999 | 2000 | 2001 |
|---------|---------|---------|---------|---------|---------|---------|---------|---------|---------|
| 271 | 241 | 212 | 199 | 176 | 206 | 215 | 199 | 179 | 166 |
| 60 | 52 | 56 | 56 | 51 | 66 | 48 | 38 | 30 | 38 |
| 1,074 | 1,237 | 1,220 | 1,354 | 1,555 | 1,500 | 1,175 | 1,287 | 1,196 | 1,170 |
| 156 | 177 | 180 | 260 | 193 | 205 | 172 | 163 | 139 | 101 |
| NA | NA | NA | NA | NA | 799 | 424 | 487 | 448 | 475 |
| NJ | NJ | NJ | NJ | NJ | NJ | NJ | 140 | 161 | 164 |
| 5,440 | 5,775 | 6,783 | 6,554 | 6,524 | 7,406 | 8,219 | 8,599 | 8,868 | 9,036 |
| 5,727 | 7,216 | 7,290 | 7,531 | 8,146 | NA | 9,496 | 9,422 | 9,466 | 9,096 |
| 1,286 B | 1,261 B | 1,290 B | 1,316 B | 1,369 B | 1,432 B | 1,561 B | 1,615 B | 1,563 B | 1,425 B |
| NJ | NJ | NA | NJ | NJ | NJ | NJ | NJ | NJ | NJ |
| NA | NA | 255 | 238 | 238 | NA | 260 | 216 | 426 | 475 B |
| NA | NA | NA | NA | NA | NA | NA | NA | NA | NA |
| 1,656 | 1,676 | 1,931 | 2,017 | 2,448 | 2,238 | 2,365 | 2,422 | 2,417 | 2,809 |
| 2,404 | 2,703 | 2,745 | 3,326 | 3,352 | 3,221 | 3,475 | 4,402 | 3,784 | NA |
| 854 | 983 | 992 | 1,398 | 1,257 | 1,330 | 1,545 | 1,066 | 1,171 | 1,205 |
| 957 | 919 | 559 | 595 | 502 | 481 | 455 | 438 | 419 | 451 |
| 50 | 49 | 42 | 22 | 32 | 86 | 88 | 82 | 80 | 68 |
| NJ | NJ | NJ | NJ | NJ | NJ | NJ | NJ | NJ | NJ |
| 107 | 94 | 112 | 114 | 125 | 105 | 82 | 86 | 109 | 165 |
| NJ | NJ | NJ | NJ | NJ | NJ | NJ | NJ | NJ | NJ |
| 1,808 | 1,499 | 1,793 | 2,193 | 2,118 | 2,247 | 2,200 | 2,208 | 2,238 | 2,051 |
| NA | NA | NA | NA | NA | NA | NA | NA | NA | NA |
| 184 A | 159 A | 186 A | 183 A | 171 | NA | NA | 1,694 * | 1,822 A | 2,201 |
| NJ | NJ | NJ | NJ | NJ | NJ | NJ | NJ | NJ | NJ |
| NA | NA | NA | NA | NA | NA | NA | NA | NA | NA |
| NA | NA | NA | NA | NA | NA | NA | NA | NA | NA |
| 731 | 725 | 735 | 678 | 700 | 720 | 749 | 746 | 793 | 702 |
| 62 | 118 | 103 | 109 | 116 | 101 | 106 | 93 | 74 | 83 |

(continued on next page)

TABLE 14: Discretionary Petitions in State Appellate Courts, 1992-2001 (continued)

| State/Court name: | Number of filings and qualifying footnotes | | | | | | | | | |
|--------------------------|--|-------|-------|-------|-------|-------|-------|-------|-------|-------|
| | 1992 | 1993 | 1994 | 1995 | 1996 | 1997 | 1998 | 1999 | 2000 | 2001 |
| LOUISIANA | | | | | | | | | | |
| Supreme Court | 3,181 | 3,021 | 3,028 | 3,000 | 2,955 | 3,068 | 3,038 | 3,457 | 3,378 | 3,230 |
| Courts of Appeal | 4,926 | 4,773 | 5,084 | 5,373 | 5,426 | 6,134 | 6,375 | 6,901 | 6,127 | 5,926 |
| MARYLAND | | | | | | | | | | |
| Court of Appeals | 658 | 765 | 688 | 772 | 745 | 683 | 707 | 702 | 741 | 700 |
| Court of Spec. Appeals | 193 | 332 | 350 | 509 | 378 | 436 | 428 | 392 | 324 | 441 |
| MASSACHUSETTS | | | | | | | | | | |
| Supreme Judicial Court | 563 A | 670 A | 684 A | 753 A | 728 A | 768 A | 980 A | 781 A | 706 | 750 |
| Appeals Court | 969 | 996 | 1,016 | 988 | 945 | NA | 944 | NA | 768 | 751 |
| MICHIGAN | | | | | | | | | | |
| Supreme Court | 2,422 | 2,747 | 3,182 | 3,172 | 2,768 | 2,844 | 2,426 | 2,242 | 2,154 | 2,262 |
| Court of Appeals | 2,801 | 2,845 | 2,668 | 2,768 | 3,325 | 3,407 | 3,469 | 3,517 | 3,367 | 3,028 |
| MINNESOTA | | | | | | | | | | |
| Supreme Court | 767 | 733 | 774 | 785 | 743 | 741 | 680 | 656 | 622 | 691 |
| Court of Appeals | 68 | 66 | 76 | 51 | 65 | 51 | 65 | 35 | 116 | 100 |
| MISSISSIPPI | | | | | | | | | | |
| Supreme Court | 65 | 69 | 60 | 84 | NA | NA | NA | NA | NA | NA |
| Court of Appeals | NC | NC | NC | NJ | NA | NA | NA | NA | NA | NA |
| MISSOURI | | | | | | | | | | |
| Supreme Court | 771 | 734 | 781 | 791 | 690 | 645 | 586 | 577 | 786 | 752 |
| Court of Appeals | NJ | NJ | NJ | NJ | NJ | NJ | NJ | NJ | NJ | NJ |
| NEBRASKA | | | | | | | | | | |
| Supreme Court | NA | NA | 192 | 347 | 240 | 282 | 374 | 306 | 247 | 209 |
| Court of Appeals | NA | NA | NA | NJ | NJ | NJ | NJ | NJ | NJ | NJ |
| NEW JERSEY | | | | | | | | | | |
| Supreme Court | 2,881 | 2,770 | 2,953 | 3,038 | 3,060 | 3,340 | 3,248 | 2,969 | 3,111 | 2,812 |
| Appellate Div. of Super. | NA | NA | 0 | 0 | 0 | 0 | 0 | 0 | 0 | 0 |
| NEWMEXICO | | | | | | | | | | |
| Supreme Court | 504 | 453 | 629 | 613 | 649 | 650 | 736 | 513 | 544 | 531 |
| Court of Appeals | 53 | 33 | 56 | 51 | 55 | 48 | 44 | 60 | 86 | 70 |
| NORTH CAROLINA | | | | | | | | | | |
| Supreme Court | 388 | 341 | 489 | 471 | 502 | 544 | 547 | 609 | 577 | 634 |
| Court of Appeals | 356 | 361 | 390 | 428 | 462 | 523 | 582 | 633 | 676 | 762 |
| OHIO | | | | | | | | | | |
| Supreme Court | 2,065 | 1,932 | 1,957 | 1,861 | 1,945 | 1,839 | 1,848 | 1,653 | 1,735 | 1,609 |
| Court of Appeals | NJ | NJ | NJ | NJ | NJ | NJ | NJ | NJ | NJ | NJ |
| OREGON | | | | | | | | | | |
| Supreme Court | 882 | 873 | 801 | 768 | 736 | 918 | 962 | 1,037 | 1,037 | 908 |
| Court of Appeals | NJ | NJ | NJ | NJ | NJ | NJ | NJ | NJ | NJ | NJ |
| PUERTO RICO | | | | | | | | | | |
| Supreme Court | NA | NA | NA | 1,038 | 393 | 627 | 1,047 | 1,002 | 1,120 | 1,138 |
| Circuit Court of Appeals | NC | NC | NC | 1,076 | 1,200 | 2,042 | 2,276 | 2,121 | 2,416 | 3,890 |

Number of dispositions and qualifying footnotes

| 1992 | 1993 | 1994 | 1995 | 1996 | 1997 | 1998 | 1999 | 2000 | 2001 |
|-------|-------|---------|---------|-------|-------|-------|-------|-------|-------|
| 3,003 | 2,832 | 2,747 | 2,758 | 3,401 | 3,400 | 3,230 | 3,131 | 2,842 | 3,144 |
| 4,842 | 4,659 | 4,991 | 5,325 | 5,502 | 6,351 | 6,610 | 6,984 | 6,325 | 6,308 |
| 640 | 767 | 676 | 708 | 769 | 784 | 707 | 702 | 712 | 712 |
| 193 | 332 | 254 | 509 | 378 | 436 | 446 | 392 | 324 | 441 |
| NA | NA | 689 | 734 | 728 | 768 | 794 | 781 | 422 | 667 |
| 969 | 996 | 1,016 | 988 | 945 | NA | 944 | NA | 768 | 751 |
| 2,665 | 2,516 | 2,733 B | 2,799 B | 2,898 | 2,736 | 2,987 | 2,568 | 2,300 | 2,357 |
| NA | NA | NA | NA | NA | NA | NA | 3,476 | 3,699 | NA |
| 773 | 628 | 768 | 747 | 770 | 721 | NA | 573 | 666 | 80 |
| 67 | 53 | 75 | 54 | 65 | 51 | 54 | 33 | 118 | 90 |
| 69 | 38 | 60 | 73 | 297 | NA | NA | NA | NA | 238 |
| NC | NC | NC | NJ | NA | NA | NA | NA | NA | NA |
| 773 | 712 | 769 | 776 | 668 | 522 | 581 | 603 | 764 | 760 |
| NJ | NJ | NJ | NJ | NJ | NJ | NJ | NJ | NJ | NJ |
| NA | NA | NA | NA | NA | NA | NA | 327 | 377 | 259 |
| NJ | NJ | NJ | NJ | NJ | NJ | NJ | NJ | NJ | 259 |
| 2,982 | 2,806 | 2,858 | 2,958 | 3,070 | 3,311 | 3,343 | 2,808 | 3,084 | 2,901 |
| NA | NA | 0 | 0 | 0 | 0 | 0 | 0 | 0 | 0 |
| NA | 436 | 616 | 632 | 641 | 650 | 692 | 513 | 528 | 532 |
| 5 | 0 | 0 | NA | NA | NA | NJ | NJ | NJ | NA |
| 396 | 317 | 464 | 470 | 443 | 556 | 500 | 616 | 632 | 635 |
| 356 | 307 | 379 | 376 | 401 | 459 | 523 | 563 | 597 | 690 |
| 1,859 | 1,700 | 1,861 | 1,698 | 1,831 | 1,759 | 1,663 | 1,565 | 1,603 | 1,543 |
| NJ | NJ | NJ | NJ | NJ | NJ | NJ | NJ | NJ | NJ |
| 726 | 797 | 736 | 732 | 732 | 684 | 929 | 1,013 | 1,013 | 790 |
| NJ | NJ | NJ | NJ | NJ | NJ | NJ | NJ | NJ | NJ |
| NA | NA | NA | 1,220 | 487 | 631 | 879 | 1,085 | 1,136 | 1,143 |
| NC | NC | NC | 670 | 1,041 | 1,594 | 2,524 | 2,278 | 2,419 | 3,954 |

(continued on next page)

TABLE 14: Discretionary Petitions in State Appellate Courts, 1992-2001 (continued)

| State/Court name: | Number of filings and qualifying footnotes | | | | | | | | | |
|--|--|---------|---------|---------|---------|---------|---------|---------|---------|---------|
| | 1992 | 1993 | 1994 | 1995 | 1996 | 1997 | 1998 | 1999 | 2000 | 2001 |
| SOUTH CAROLINA | | | | | | | | | | |
| Supreme Court | 62 | 74 | 50 | 61 | 197 | 646 | 977 | 1,109 | 1,066 | 1,042 |
| Court of Appeals | NJ | NJ | NJ | NJ | NJ | NJ | NJ | NJ | NJ | NJ |
| UTAH | | | | | | | | | | |
| Supreme Court | 60 | 45 | 136 | NA | NA | NA | NA | NA | NA | NA |
| Court of Appeals | NA | NA | NA | NA | NA | NA | NA | NA | NA | NA |
| VIRGINIA | | | | | | | | | | |
| Supreme Court | 1,908 | 1,854 | 2,169 | 2,285 | 1,546 | 2,671 | 2,576 | 2,881 | 2,878 | 2,901 |
| Court of Appeals | 1,933 | 1,990 | 1,989 | 2,259 | 2,379 | 2,337 | 2,371 | 2,415 | 2,445 | 2,766 |
| WASHINGTON | | | | | | | | | | |
| Supreme Court | 1,020 A | 1,054 A | 1,142 A | 1,073 A | 1,135 A | 1,268 A | 1,146 A | 1,355 A | 1,458 A | 1,319 A |
| Court of Appeals | 400 | 358 | 399 | 455 | 504 | 430 | 442 | 350 | 391 | 433 |
| WISCONSIN | | | | | | | | | | |
| Supreme Court | 972 | 1,156 | 1,158 | 1,123 | 1,217 | 1,124 | 1,189 | 1,101 | 1,185 | 1,198 |
| Court of Appeals | NA | NA | NA | NA | NA | NA | NA | NA | NA | NA |
| States with no intermediate appellate court | | | | | | | | | | |
| DELAWARE | | | | | | | | | | |
| Supreme Court | 0 | 0 | 0 | 0 | 0 | 0 | 0 | 0 | 0 | 0 |
| DISTRICT OF COLUMBIA | | | | | | | | | | |
| Court of Appeals | 44 | 21 | 18 | 16 | 28 | 23 | 25 | 26 | 45 | 55 |
| MAINE | | | | | | | | | | |
| Supreme Judicial Court | NA | NA | NA | NA | NA | NA | NA | NA | 257 | 192 |
| MONTANA | | | | | | | | | | |
| Supreme Court | 94 | 138 | 111 | 67 | 101 | NA | 144 | 53 | 288 | 347 |
| NEVADA | | | | | | | | | | |
| Supreme Court | NJ | NJ | NJ | NJ | NJ | NJ | NJ | NJ | NJ | NJ |
| NEW HAMPSHIRE | | | | | | | | | | |
| Supreme Court | 774 | 864 | 880 | 892 | 850 | 915 | 839 | 826 | 834 | 766 |
| NORTH DAKOTA | | | | | | | | | | |
| Supreme Court | NA | NA | 25 | 26 | 28 | 15 | 20 | 12 | 16 | 22 |
| RHODE ISLAND | | | | | | | | | | |
| Supreme Court | 268 | 288 | 297 | 285 | 268 | 210 | 212 | 191 | 163 | 312 |
| SOUTH DAKOTA | | | | | | | | | | |
| Supreme Court | 28 A | 40 A | 57 A | 67 A | 53 A | 56 A | 54 A | 62 A | 42 A | 58 A |
| VERMONT | | | | | | | | | | |
| Supreme Court | 26 | 27 | 23 | 35 | 20 | 24 | 25 | 29 | 27 | 26 |
| WEST VIRGINIA | | | | | | | | | | |
| Supreme Court of Appeals | 2,357 | 2,113 | 2,442 | 2,691 | 3,099 | 3,114 | 3,415 | 3,539 | 3,029 | 2,650 |

Number of dispositions and qualifying footnotes

| 1992 | 1993 | 1994 | 1995 | 1996 | 1997 | 1998 | 1999 | 2000 | 2001 |
|-------|---------|---------|---------|---------|---------|-------|---------|---------|---------|
| NA | NA | NA | NA | NA | 1,239 | 732 | 732 | 1,045 | 1,164 |
| NJ | NJ | NJ | NJ | NJ | NJ | NJ | NJ | NJ | NJ |
| NA | NA | NA | 106 | NA | NA | NA | NA | NA | NA |
| NA | NA | NA | NA | NA | NA | NA | NA | NA | NA |
| 1,530 | 1,446 | 1,763 | 2,260 | 2,382 | 2,619 | 2,769 | 2,810 | 2,797 | 3,007 |
| 2,380 | 2,491 | 2,184 | 2,505 | 2,460 | 2,306 | 2,303 | 2,458 | 2,554 | 2,320 |
| 943 A | 1,058 A | 1,145 A | 1,044 A | 1,076 A | 1,180 A | 1,236 | 1,259 | 1,332 A | 1,535 A |
| 361 | 374 | 368 | 385 | 460 | 499 | 464 | 386 | 340 | 458 |
| 720 | 888 | 991 | 1,008 | 1,181 | 1,142 | 1,177 | 1,128 | 1,170 | 1,192 |
| NA | NA | NA | NA | NA | NA | NA | NA | NA | NA |
| 0 | 0 | 0 | 0 | 0 | 0 | 0 | 0 | 0 | 0 |
| 44 | 46 | 21 | 13 | 22 | 26 | 19 | 37 | 44 | 52 |
| NA | NA | NA | NA | NA | NA | NA | NA | 256 | 188 |
| 84 | 117 | 79 | 81 | 186 | NA | 128 | 106 | 252 | 322 |
| NJ | NJ | NJ | NJ | NJ | NJ | NJ | NJ | NJ | NJ |
| 515 | 662 | 793 | 875 | 857 | 907 | 767 | 826 | 717 | 1,014 |
| NA | NA | 25 | 26 | 31 | 17 | 17 | 12 | 22 | 30 |
| 255 | 292 | 260 | 304 | 302 | 219 | 234 | 208 | 185 | 266 |
| NA | NA | NA | NA | NA | NA | NA | NA | NA | NA |
| 27 | 26 | 24 | 33 | 23 | 23 | 24 | 29 | 28 | 24 |
| 2,598 | 2,100 | 2,312 | 2,098 | 2,583 | 3,085 | 3,488 | 3,089 A | 1,412 A | 3,703 A |

(continued on next page)

TABLE 14: Discretionary Petitions in State Appellate Courts, 1992-2001 (continued)

| State/Court name: | Number of filings and qualifying footnotes | | | | | | | | | |
|---|--|-------|-------|-------|-------|-------|-------|-------|-------|-------|
| | 1992 | 1993 | 1994 | 1995 | 1996 | 1997 | 1998 | 1999 | 2000 | 2001 |
| WYOMING | | | | | | | | | | |
| Supreme Court | NJ | NJ | NJ | NJ | NJ | NJ | NJ | NJ | NJ | NJ |
| States with multiple appellate courts at any level | | | | | | | | | | |
| ALABAMA | | | | | | | | | | |
| Supreme Court | 741 | 737 | 708 | 797 | 915 | 956 | 967 | 1,107 | 1,224 | NA |
| Court of Civil Appeals | NJ | NJ | NJ | NJ | NJ | NJ | NJ | NJ | NJ | NJ |
| Court of Criminal Appeals | NJ | NJ | NJ | NJ | NJ | NJ | NJ | NJ | NJ | NJ |
| INDIANA | | | | | | | | | | |
| Supreme Court | 731 | 604 | 672 | 818 | 817 | 711 | 733 | 815 | 827 | 801 |
| Court of Appeals | 124 | NA | NA | NA | NA | NA | NA | NA | NA | NA |
| Tax Court | NJ | NJ | NJ | NJ | NJ | NJ | NJ | NJ | NJ | NJ |
| NEW YORK | | | | | | | | | | |
| Court of Appeals | 4,260 | 4,489 | 4,588 | 4,861 | 4,582 | 4,647 | 4,466 | 4,320 | 4,381 | 4,266 |
| Appellate Div. | NA | NA | NA | NA | NA | NA | NA | NA | NA | NA |
| Appellate Terms | NA | NA | NA | NA | NA | NA | NA | NA | NA | NA |
| OKLAHOMA | | | | | | | | | | |
| Supreme Court | 570 | 507 | 512 | 578 | 507 | 436 | 502 | 502 | 502 | 502 |
| Court of Appeals | NJ | NJ | NJ | NJ | NJ | NJ | NJ | NJ | NJ | NJ |
| Court of Criminal Appeals | NA | NA | NA | NA | NA | NA | NA | NA | NA | NJ |
| PENNSYLVANIA | | | | | | | | | | |
| Supreme Court | 3,412 | 2,734 | 2,695 | 3,009 | 2,870 | 2,890 | 3,113 | 3,496 | 2,884 | 2,767 |
| Commonwealth Court | 31 | 29 | 151 | 172 | 110 | 997 | NA | NA | NA | NA |
| Superior Court | NJ | NJ | NJ | NJ | NJ | NJ | NJ | NJ | NJ | NJ |
| TENNESSEE | | | | | | | | | | |
| Supreme Court | 834 | 782 | 828 | 903 | 859 | 954 | 1,134 | 1,001 | 989 | 980 |
| Court of Appeals | 149 | 259 | 264 | 242 | 273 | 233 | 288 | 260 | 282 | 214 |
| Court of Criminal Appeals | 90 | 165 | 174 | 166 | 175 | 136 | NA | 107 | 86 | 126 |
| TEXAS | | | | | | | | | | |
| Supreme Court | 1,462 | 1,441 | 1,394 | 1,407 | 1,340 | 1,373 | 1,829 | 1,818 | 1,376 | 1,301 |
| Court of Criminal Appeals | 1,691 | 1,610 | 1,477 | 1,439 | 1,847 | 1,677 | 1,983 | 2,060 | 2,271 | 2,036 |
| Courts of Appeal | NJ | NJ | NJ | NJ | NJ | NJ | NJ | NJ | NJ | NJ |

COURT TYPE:

COLR = Court of last resort
 IAC = Intermediate appellate court

NOTE:

NA = Indicates that the data are unavailable.
 NC = Indicates that the court did not exist during that year.
 NJ = Indicates that the court does not have jurisdiction.

* Connecticut—Supreme Court—Discretionary petitions were counted differently starting in 1994.
 * Iowa—Supreme Court—Discretionary petitions were counted differently starting in 1999.
 * Oklahoma—All Courts—2001 data not available. The 1998 numbers are repeated in 1999, 2000, and 2001.

* South Carolina—Supreme Court—Discretionary petitions were counted differently in 1997.

QUALIFYING FOOTNOTES:

An absence of a qualifying footnote indicates that the data are complete.

A: The following courts' data are incomplete:

Iowa—Supreme Court—Disposed data for 1992-1995 and 2000 do not include some discretionary original proceedings.
 Massachusetts—Supreme Judicial Court—Filed data for 1992-1999 do not include certain cases filed in the "Single Justice" side of the court, in which a single justice was asked to allow a certain type of interlocutory appeal to proceed (which, if allowed, could be sent to either appellate court) or to allow an appeal from the denial of a motion for new trial in certain capital cases.
 South Dakota—Supreme Court—Filed data for 1992-2001 do not include advisory opinions.

Number of dispositions and qualifying footnotes

| 1992 | 1993 | 1994 | 1995 | 1996 | 1997 | 1998 | 1999 | 2000 | 2001 |
|-------|-------|-------|-------|-------|---------|-------|-------|-------|-------|
| NJ | NJ | NJ | NJ | NJ | NJ | NJ | NJ | NJ | NJ |
| 782 | 757 | 659 | 807 | 882 | 915 | 918 | 901 | 1,386 | NA |
| NJ | NJ | NJ | NJ | NJ | NJ | NJ | NJ | NJ | NJ |
| NJ | NJ | NJ | NJ | NJ | NJ | NJ | NJ | NJ | NJ |
| 898 | 592 | 641 | 723 | 813 | 752 | 742 | 805 | 904 | 748 |
| 104 | 74 | 87 | NA | NA | NA | NA | NA | NA | NA |
| NJ | NJ | NJ | NJ | NJ | NJ | NA | NA | NJ | NJ |
| 4,176 | 4,792 | 4,303 | 4,872 | 4,796 | 4,572 | 4,532 | 4,321 | 4,256 | 4,314 |
| NA | NA | NA | NA | NA | NA | NA | NA | NA | NA |
| NA | NA | NA | NA | NA | NA | NA | NA | NA | NA |
| 442 | 652 | 545 | 592 | 384 | 431 | 502 | 502 • | 502 • | 502 • |
| NJ | NJ | NJ | NJ | NJ | NJ | NJ | NJ | NJ | NJ |
| NA | NA | NA | NA | NA | NA | NA | NA | NJ | NJ |
| 2,683 | 2,459 | 3,340 | 2,850 | 2,724 | 2,943 | 2,798 | 3,709 | 2,996 | 2,693 |
| NA | NA | NA | NA | NA | 1,065 A | NA | NA | NA | NA |
| NA | NJ | NJ | NJ | NJ | NJ | NJ | NJ | NJ | NJ |
| 885 | 739 | 760 | 785 | 870 | 639 | 921 | 1,028 | 817 | 982 |
| 130 | 103 | 194 | 182 | 196 | 424 | 250 | 131 | 80 | 152 |
| 55 | 109 | 128 | 118 | 115 | 104 | NA | 101 | 74 | 88 |
| 1,472 | 1,574 | 1,394 | 1,376 | 1,362 | 1,308 | 1,466 | 1,454 | 1,381 | 1,297 |
| 1,526 | 1,666 | 1,671 | 1,452 | 2,002 | 1,644 | 1,866 | 2,319 | 2,578 | 2,128 |
| NJ | NJ | NJ | NJ | NJ | NJ | NJ | NJ | NJ | NJ |

Washington—Supreme Court—Data for 1992-2001 do not include some **discretionary** cases.

West Virginia—Supreme Court of Appeals—Disposition data for 1999-2001 are not complete.

B: The following courts' data are overinclusive:

Colorado—Supreme Court—Disposed data for 1992-2001 include **mandatory jurisdiction** cases.

Connecticut—Supreme Court—Disposed data for 2001 include all **mandatory jurisdiction** cases.

Michigan—Supreme Court—Disposed data for 1994-1995 include all **mandatory jurisdiction** cases.

TABLE 15: Felony Caseload in State Trial Courts of General Jurisdiction, 1992-2001

| State/Court name: | Number of filings and qualifying footnotes | | | | | | | | | |
|------------------------------------|--|-----------|-----------|-----------|-----------|-----------|-----------|-----------|-----------|-----------|
| | 1992 | 1993 | 1994 | 1995 | 1996 | 1997 | 1998 | 1999 | 2000 | 2001 |
| ALABAMA Circuit | 39,814 | 38,773 | 37,695 | 40,219 | 42,551 | 43,596 | 47,869 | 43,340 | 34,707 | 35,451 |
| ALASKA Superior | 2,763 | 2,660 | 2,696 | 2,778 | 2,951 | 3,040 | 3,262 | 3,112 | 3,281 | 2,964 |
| ARIZONA Superior | 27,677 B | 26,471 B | 28,522 B | 30,299 B | 30,817 B | 34,649 B | 39,513 B | 38,262 B | 40,208 B | 43,462 B |
| ARKANSAS Circuit | 31,776 B | 33,192 B | 35,432 B | 39,273 B | 38,866 B | 39,350 B | 45,925 B | 44,717 B | 48,930 B | 50,903 B |
| CALIFORNIA Superior | 243,093 C | 244,137 C | 247,589 C | 256,959 C | 245,587 C | 251,575 C | 260,311 C | 246,306 C | 238,685 C | 237,491 C |
| COLORADO District | 22,565 | 22,068 | 23,478 | 26,852 | 29,994 | 32,457 | 38,419 | 37,144 | 35,767 | 36,859 |
| CONNECTICUT Superior | 4,102 | 3,610 | 3,848 | 3,829 | 3,614 | 3,377 | 3,074 | 3,279 | 33,745 | 33,762 |
| DISTRICT OF COLUMBIA Superior | 17,521 | 17,940 | 17,203 | 15,240 | 15,439 | 13,378 | 12,594 | 11,874 | 10,308 | 14,896 B |
| FLORIDA Circuit | 177,186 B | 168,066 B | 177,457 B | 187,207 B | 197,230 B | 199,658 | 191,067 A | 196,986 A | 193,845 A | 198,822 A |
| GEORGIA Superior | 68,761 B | 63,696 B | 64,206 | 66,648 | 66,375 | 73,011 | 74,872 | 73,476 | 73,897 B | 74,326 C |
| HAWAII Circuit | 4,675 B | 4,049 B | 4,085 B | 4,449 B | 4,257 B | 4,705 B | 5,029 B | 4,360 B | 4,294 B | 4,561 C |
| IDAHO District | 7,107 | 7,324 | 8,297 | 9,765 | 9,143 | 9,600 | 10,482 | 10,034 | 10,074 | 10,694 |
| ILLINOIS Circuit | 78,778 B | 80,554 B | 81,647 | 88,772 | 90,902 | 97,764 | 101,399 | 91,103 | 97,077 | 101,463 |
| INDIANA Superior and Circuit | 28,958 B | 32,166 B | 33,268 B | 36,397 B | 47,451 B | 43,397 B | 51,056 B | 54,548 B | 55,371 B | 60,381 B |
| IOWA District | 14,004 B | 13,451 | 13,599 | 15,487 | 17,398 | 17,850 | 18,818 | 18,855 | 20,396 | 21,767 |
| KANSAS District | 13,412 | 13,229 | 14,423 | 15,267 | 17,150 | 17,831 | 17,653 | 19,007 | 17,234 | 16,876 |
| KENTUCKY Circuit | 17,032 B | 19,478 B | 17,844 B | 18,739 B | 19,128 B | 20,102 B | 20,752 B | 21,770 B | 22,041 B | 22,934 B |
| LOUISIANA District | 27,251 | 31,694 | 31,907 | 30,006 | 48,507 | 46,051 | 54,726 | 48,172 | 53,584 | 54,012 |
| MAINE Superior | 4,342 | 3,842 | 3,629 | 3,619 | 3,473 | 3,549 | 3,522 | 3,517 | NA | NA |

(continued on next page)

TABLE 15: Felony Caseload in State Trial Courts of General Jurisdiction, 1992-2001 (continued)

| State/Court name: | Number of filings and qualifying footnotes | | | | | | | | | |
|---|--|-----------|-----------|-----------|-----------|-----------|-----------|-----------|-----------|-----------|
| | 1992 | 1993 | 1994 | 1995 | 1996 | 1997 | 1998 | 1999 | 2000 | 2001 |
| MARYLAND Circuit | 67,828 C | 63,824 C | 62,822 C | 62,382 C | 63,229 C | 62,198 C | 65,305 C | 65,769 C | 67,633 C | 71,511 C |
| MASSACHUSETTS Superior Court | 5,782 | 7,546 | 8,089 | 7,999 | 8,101 | 8,064 | 8,334 | 8,840 | 5,018 | 5,009 |
| MINNESOTA District | 16,273 | 17,385 | 18,183 | 18,456 | 18,927 | 20,272 | 21,555 | 21,420 | 22,262 | 24,448 |
| MISSOURI Circuit | 47,431 B | 44,727 B | 48,525 B | 54,358 B | 58,352 B | 59,513 B | 61,666 B | 57,043 B | 58,728 B | 60,337 B |
| NEBRASKA District | 5,738 B | 5,139 B | 5,376 B | 5,833 B | 6,238 B | 6,733 B | 7,276 B | 7,103 B | 7,642 B | 7,786 B |
| NEVADA District | NA | NA | NA | NA | NA | NA | NA | NA | 10,284 A | 9,950 |
| NEW HAMPSHIRE Superior | 7,604 | 7,442 | 6,114 | 6,036 | 6,302 | 6,406 | 6,031 | 6,701 | 6,680 | 7,914 |
| NEW JERSEY Superior | 51,054 | 47,958 | 47,228 | 46,652 | 46,437 | 48,208 | 49,807 | 49,075 | 46,000 | 51,225 |
| NEW MEXICO District | NA | 9,017 | 9,971 | 11,165 | 12,900 | 12,855 | 13,617 | 14,628 | 15,581 | 17,522 |
| NEW YORK Supreme and County | 76,814 B | 71,824 B | 71,419 B | 68,326 B | 68,067 B | 63,339 B | 63,329 B | 55,425 B | 53,932 B | 52,500 B |
| NORTH CAROLINA Superior | 85,748 | 83,939 | 83,823 | 83,417 | 83,212 | 88,349 | 92,672 | 94,517 | 93,602 | 95,953 |
| NORTH DAKOTA District | 1,951 | 2,155 | 1,840 | 2,428 | 3,614 | 3,223 | 3,979 | 4,139 | 4,500 | 5,084 |
| OHIO Court of Common Pleas | 65,361 | 63,744 | 64,766 | 67,266 | 66,850 | 62,530 | 64,219 | 66,689 | 68,923 | 76,830 |
| OKLAHOMA District† | 29,868 B | 30,676 B | 32,866 B | 37,127 B | 34,722 B | 42,755 B | 42,755 B | 42,755 B | 42,755 B | 42,755 B |
| OREGON Circuit | 27,159 | 27,333 | 30,725 | 33,457 | 30,797 | 33,719 | 39,587 B | 37,459 B | 35,727 B | 35,712 B |
| PENNSYLVANIA Court of Common Pleas† | 140,416 B | 139,672 B | 139,985 B | 143,588 B | 144,251 B | 149,123 B | 155,460 B | 155,089 B | 162,414 B | 167,773 B |
| PUERTO RICO Court of First Instance | 28,591 | 33,002 | 37,779 | 35,719 B | 35,473 B | 33,073 B | 37,870 B | 37,183 B | 35,327 B | 36,906 B |
| RHODE ISLAND Superior | 5,764 | 5,772 | 5,682 | 6,045 | 6,149 | 5,698 | 5,703 | 4,945 | 5,551 | 5,594 |

(continued on next page)

TABLE 15: Felony Caseload in State Trial Courts of General Jurisdiction, 1992-2001 (continued)

| State/Courtname: | Number of filings and qualifying footnotes | | | | | | | | | |
|------------------------------------|--|----------|----------|----------|----------|----------|----------|----------|----------|----------|
| | 1992 | 1993 | 1994 | 1995 | 1996 | 1997 | 1998 | 1999 | 2000 | 2001 |
| SOUTH DAKOTA | | | | | | | | | | |
| Circuit | 4,441 | 4,435 | 4,573 | 5,124 | 5,087 | 5,440 | 5,079 | 4,662 | 5,049 | 4,826 |
| TENNESSEE | | | | | | | | | | |
| Circuit, Criminal, and Chancery | 58,771 B | 57,778 B | 61,147 B | 54,974 B | 80,059 B | 59,385 | 62,515 | 61,871 | 62,076 | 63,152 |
| TEXAS | | | | | | | | | | |
| District | 153,853 | 148,960 | 144,092 | 130,966 | 130,703 | 137,138 | 140,375 | 135,764 | 148,347 | 145,143 |
| UTAH | | | | | | | | | | |
| District* | 14,541 B | 17,671 B | 11,450 B | 15,510 B | 20,842 B | 18,238 B | 21,213 B | 21,704 B | 17,665 B | 16,415 B |
| VERMONT | | | | | | | | | | |
| District | 2,810 | 2,716 | 2,842 | 3,018 | 3,010 | 3,435 | 3,368 | 3,311 | 3,447 | 3,243 |
| Superior | 6 | 0 | 1 | 1 | 1 | 0 | 2 | 1 | 0 | 2 |
| VIRGINIA | | | | | | | | | | |
| Circuit | 73,889 | 75,867 | 77,104 | 81,328 | 81,819 | 88,269 | 95,806 | 96,584 | 105,909 | 108,164 |
| WASHINGTON | | | | | | | | | | |
| Superior | 28,529 | 28,032 | 28,728 | 32,296 | 31,035 | 34,103 | 37,592 | 37,995 | 39,694 | 41,387 |
| WEST VIRGINIA | | | | | | | | | | |
| Circuit | 4,446 B | 4,308 B | 4,604 B | 4,167 B | 4,424 B | 4,819 B | 4,744 B | 4,751 B | 4,349 B | 5,042 B |
| WISCONSIN | | | | | | | | | | |
| Circuit | 20,399 A | 18,613 A | 18,777 A | 24,246 | 28,388 | 29,117 | 28,236 | 26,440 | 28,390 | 30,069 |
| WYOMING | | | | | | | | | | |
| District† | 1,282 A | 1,638 A | 1,733 A | 1,789 A | 1,835 A | 1,983 A | 1,993 A | 1,449 A | 1,963 | 1,963 |

States that do not appear were unable to provide data.
 NA = Data were unavailable or not comparable.

QUALIFYING FOOTNOTES:

The absence of a qualifying footnote indicates that data are complete.

† 1997 data for Oklahoma are repeated for 1998-2001 since data were not available. 2000 data for Wyoming are repeated for 2001 since data were not available. 2001 data for Pennsylvania are preliminary.

A: The following courts' data are incomplete:

- Florida—Circuit Court—**Felony** data for 1998-2001 are slightly incomplete due to technical difficulties experienced by smaller counties.
- Nevada—District Court—**Felony** data for 2000 do not include partial data from several courts.
- Wisconsin—Circuit Court—**Felony** data for 1992-1994 do not include some cases reported with unclassified criminal.
- Wyoming—District Court—**Felony** data for 1992 and 1996 do not include cases from two counties. For 1993-1995 and 1997-1999, one county did not report.

B: The following courts' data are overinclusive:

- Arizona—Superior Court—**Felony** data for 1992-2001 include **DWI/DUI** cases.
- Arkansas—Circuit Court—**Felony** data include some **DWI/DUI** cases.
- District of Columbia—Superior Court—**Felony** data for 2001 include **preliminary hearing** and **grand jury** cases.
- Florida—Circuit Court—**Felony** data for 1992-1996 include **misde-meanor, DWI/DUI, and miscellaneous criminal** cases.
- Georgia—Superior Court—**Felony** data for 1992-1993 and 2000 include **criminal appeals**.
- Hawaii—Circuit Court—**Felony** data for 1992-2001 include **misde-meanor** cases.
- Illinois—Circuit Court—**Felony** data for 1992-1993 include **preliminary hearings** for courts "downstate."

(continued on next page)

TABLE 15: Felony Caseload in State Trial Courts of General Jurisdiction, 1992-2001 (continued)

Indiana—Superior and Circuit Courts—**Felony** data include **DWI/DUI** cases.

Iowa—District Court—**Felony** data for 1992 include third offense **DWI/DUI** cases.

Kentucky—Circuit Court—All **felony** data include **misdemeanor** cases. 1993-2001 data also include **DWI/DUI** cases.

Missouri—Circuit Court—**Felony** data include some **DWI/DUI** cases.

Nebraska—District Court—**Felony** data include **misdemeanor**, **DWI/DUI**, and **miscellaneous criminal** cases.

New York—Supreme and County Courts—**Felony** data include **DWI/DUI** cases.

North Dakota—District Court—**Felony** data for 1991 include **sentence review only** and **postconviction remedy proceedings**.

Oklahoma—District Court—**Felony** data include some **miscellaneous criminal** cases.

Oregon—Circuit Court—**Felony** data for 1998-2001 include some **DWI/DUI** cases.

Pennsylvania—Court of Common Pleas—**Felony** data include **misdemeanor**, **DWI/DUI**, and some **criminal appeals** cases.

Puerto Rico—Court of First Instance—**Felony** data for 1995-2001 include **domestic violence** cases.

Tennessee—Circuit, Criminal, and Chancery Court—**Felony** data for 1991-1996 include **misdemeanor** and some **criminal appeals** cases.

Utah—District Court—**Felony** data for 1992-1993 include some **misdemeanor**, some **DWI/DUI** and **criminal appeals** cases, and some **postconviction remedy** and **sentence review only proceedings**. 1994 and 1995 data include **criminal appeals** and some **postconviction remedy** and **sentence review only proceedings**. 1996 and 1997 data include some **postconviction remedy** and **sentence review only proceedings**. 1998-2001 data include **sentence review only proceedings**.

West Virginia—Circuit Court—**Felony** data include **DWI/DUI** cases.

C: The following courts' data are incomplete and overinclusive:

California—Superior Court—**Felony** data for 1992 include **DWI/DUI** cases, but do not include partial year data from one court. Data for 1991 include **DWI/DUI** cases, but do not include data from one court. Data for 1993 include **DWI/DUI** cases, but do not include partial data from 14 courts. Data for 1994 and 1996 include **DWI/DUI** cases, but do not include partial data from three courts. Data for 1995 include **DWI/DUI** cases, but do not include data from two courts. Data for 1997 include **DWI/DUI** cases, but do not include partial data from five courts. Data for 1998 include **DWI/DUI** cases, but do not include partial data from six courts. Data for 1999 -2001 include **DWI/DUI** cases, but do not include partial year data from several courts.

Georgia—Superior Court—**Felony** data for 2001 include **criminal appeals** data, but do not include data from one circuit.

Maryland—Circuit Court—**Felony** data include some **misdemeanor** cases, but do not include some cases.

* Additional court information:

Utah—District Court—The Circuit Courts in Utah were abolished as of July 1, 1996 and their caseload absorbed into the District Court. Data for prior years were merged for comparability.

TABLE 16: Tort Caseload in State Trial Courts of General Jurisdiction, 1992-2001

| State/Court name: | Number of filings and qualifying footnotes | | | | | | | | | |
|-------------------------|--|----------|----------|----------|----------|----------|----------|----------|----------|----------|
| | 1992 | 1993 | 1994 | 1995 | 1996 | 1997 | 1998 | 1999 | 2000 | 2001 |
| ALABAMA | | | | | | | | | | |
| Circuit | 11,498 B | 11,512 B | 10,893 B | 12,254 B | 16,658 B | 13,202 B | 13,112 B | 12,124 | 11,644 | 11,791 |
| ALASKA | | | | | | | | | | |
| Superior | 815 | 935 | 875 | 1,024 | 1,005 | 1,048 | 1,026 | 986 | 926 | 1,105 |
| ARIZONA | | | | | | | | | | |
| Superior* | 13,842 | 12,940 | 22,815 | 13,776 | 15,116 | 14,934 | 15,006 | 13,480 | 12,250 | 11,853 |
| ARKANSAS | | | | | | | | | | |
| Circuit | 5,098 | 5,228 | 5,298 | 5,254 | 5,180 | 4,586 | 4,331 | 4,252 | 4,401 | 4,834 |
| CALIFORNIA | | | | | | | | | | |
| Superior | 109,269 A | 90,734 A | 83,561 A | 79,592 A | 77,480 A | 70,099 A | 68,402 A | 69,801 A | 71,141 A | 77,205 A |
| COLORADO | | | | | | | | | | |
| District | 6,151 | 5,001 | 4,977 | 4,731 | 4,763 | 4,994 | 4,984 | 4,882 | 5,106 | 4,957 |
| CONNECTICUT | | | | | | | | | | |
| Superior | 16,250 | 15,947 | 15,642 | 17,932 | 19,211 | 19,903 | 20,036 | 18,887 | 18,506 | 17,562 |
| FLORIDA | | | | | | | | | | |
| Circuit | 43,458 | 43,536 | 43,045 | 46,025 | 46,239 | 47,996 | 45,886 | 47,045 A | 49,284 A | 47,339 A |
| HAWAII | | | | | | | | | | |
| Circuit | 2,689 A | 2,941 A | 2,517 A | 2,934 A | 2,468 A | 2,205 A | 2,105 A | 1,824 | 1,712 | 1,696 |
| IDAHO | | | | | | | | | | |
| District | 1,136 A | 1,115 | 1,221 | 1,176 | 1,423 | 1,479 | 1,391 | 1,600 | 1,474 | 1,617 |
| INDIANA | | | | | | | | | | |
| Superior and Circuit | 8,043 | 9,452 | 12,066 | 13,366 | 13,032 | 13,033 | 12,412 | 12,665 | 13,902 | 12,685 |
| KANSAS | | | | | | | | | | |
| District | 4,338 | 4,395 | 4,282 | 5,082 | 5,641 | 6,194 | 6,358 | 5,762 | 5,464 | 4,853 |
| MAINE | | | | | | | | | | |
| Superior | 1,643 | 1,615 | 1,740 | 1,819 | 1,657 | 1,572 | 1,386 | 1,271 | 1,253 | 1,162 |
| MARYLAND | | | | | | | | | | |
| Circuit | 15,612 A | 14,989 A | 14,485 A | 15,427 A | 15,540 A | 15,517 A | 14,769 A | 13,458 A | 11,631 A | 11,050 A |
| MASSACHUSETTS | | | | | | | | | | |
| Superior Court | 13,957 | NA | 13,774 | 13,854 | 12,982 | 12,299 | 11,602 | 11,127 | 8,003 | 8,808 |
| MICHIGAN | | | | | | | | | | |
| Circuit | 34,497 | 35,450 | 39,538 | 30,372 | 52,270 | 24,891 | 23,800 | 22,509 | 22,243 | 22,623 |
| MINNESOTA | | | | | | | | | | |
| District | 7,460 | 6,861 | 6,751 | 6,919 | 6,887 | 7,312 | 6,748 | 6,088 | 5,552 | 5,916 |
| MISSISSIPPI | | | | | | | | | | |
| Circuit† | NA | NA | NA | NA | NA | 6,045 | 6,054 | 5,488 | 5,488 | 5,488 |
| Chancery† | NA | NA | NA | NA | NA | 383 | 452 | 215 | 215 | 215 |

(continued on next page)

TABLE 16: Tort Caseload in State Trial Courts of General Jurisdiction, 1992-2001 (continued)

| State/Court name: | Number of filings and qualifying footnotes | | | | | | | | | |
|---|--|----------|----------|----------|----------|----------|----------|---------|---------|----------|
| | 1992 | 1993 | 1994 | 1995 | 1996 | 1997 | 1998 | 1999 | 2000 | 2001 |
| MISSOURI Circuit | 19,999 | 17,883 | 16,960 | 17,506 | 19,495 | 19,344 | 20,757 | 18,953 | 19,061 | 18,627 |
| NEVADA District | 6,185 | 6,788 | 7,486 | 7,873 | 8,906 | 9,177 | 8,590 | 7,532 | 7,477 A | 7,301 |
| NEW HAMPSHIRE Superior | NA | NA | NA | NA | NA | NA | 2,063 A | 1,969 A | 1,922 A | 1,971 A |
| NEW JERSEY Superior | 67,380 A | 63,776 A | 63,538 A | 60,234 A | 57,627 A | 57,955 A | 82,817 | 79,142 | 74,472 | 69,484 |
| NEW MEXICO District | 4,578 | 5,759 | 4,842 | 5,159 | 5,437 | 5,364 | 4,940 | 5,247 | 4,851 | 3,381 |
| NEW YORK Supreme and County | 72,189 | 71,113 | 75,298 | 81,265 | 84,126 | 82,514 | 81,794 | 80,863 | 78,323 | 80,593 |
| NORTH CAROLINA Superior | 9,361 | 9,754 | 9,739 | 10,256 | 10,536 | 10,588 | 10,683 | 10,098 | 9,977 | 9,456 |
| NORTH DAKOTA District | 411 | 525 | 535 | 685 | 531 | 563 | 717 | 638 | 619 | 562 |
| OHIO Court of Common Pleas | 33,196 | 31,229 | 31,181 | 33,371 | 36,896 | 50,472 | 31,298 | 31,873 | 30,197 | 32,111 |
| OREGON Circuit* | 7,551 | 7,473 | 8,184 | 8,639 | 8,713 | 8,305 | 7,558 | 7,313 | 6,774 | 7,265 |
| PUERTORICO Court of First Instance* | 8,552 | 8,948 | 9,803 | 10,236 A | 10,024 A | 10,311 A | 10,788 A | 9,834 A | 9,950 A | 10,211 A |
| RHODE ISLAND Superior | NA | NA | NA | NA | 3,923 | 3,537 | 3,495 | 3,496 | 3,409 | 3,516 |
| TENNESSEE Circuit, Criminal, and Chancery | 13,100 | 12,106 | 12,221 | 13,726 | 14,054 | 14,481 | 13,873 | 12,186 | 11,891 | 12,523 |
| TEXAS District | 46,762 | 47,586 | 48,631 | 51,544 | 46,493 | 42,954 | 40,385 | 35,668 | 34,224 | 33,545 |
| UTAH District | 1,979 B | 1,804 B | 1,928 B | 2,058 B | 1,686 | 1,827 | 1,849 | 2,386 | 2,303 | 2,200 |
| WASHINGTON Superior | 11,142 | 11,856 | 11,950 | 12,850 | 12,776 | 12,552 | 12,290 | 11,674 | 11,277 | 10,849 |
| WISCONSIN Circuit | 8,835 | 9,043 | 9,583 | 10,559 | 6,285 | 8,495 | 8,725 | 8,283 | 7,713 | 7,947 |
| WYOMING District† | 504 A | 553 A | 530 A | 505 A | 611 A | 605 A | 536 A | 420 A | 493 | 493 |

(continued on next page)

TABLE 16: Tort Caseload in State Trial Courts of General Jurisdiction, 1992-2001 (continued)

States that do not appear were unable to provide data.
 NA = Data were unavailable or not comparable.

QUALIFYING FOOTNOTES:

The absence of a qualifying footnote indicates that data are complete.

† 1999 data for Mississippi are repeated for 2000 and 2001 since data were not available. 2000 data for Wyoming are repeated for 2001 since data were not available.

A: The following courts' data are incomplete:

California—Superior Court—**Tort** data do not include **medical malpractice** and **product liability** cases. **Tort** data for 1992 also do not include partial data from one court. Data for 1991 also do not include data from one court. Data for 1993 also do not include partial data from fourteen courts. Data for 1994 and 1996 also do not include partial data from three courts. Data for 1995 also do not include partial data from two courts. Data for 1997 also do not include partial data for five courts. Data for 1998 also do not include partial data for six courts. Data for 1999-2001 also do not include partial data from several courts. In 2001, data for 1992-1999 were updated using additional data from California.

Florida—Circuit Court—**Tort** data for 1999 do not include partial data from one county. **Tort** data for 2000 and 2001 do not include partial data from several courts.

Hawaii—Circuit Court—**Tort** data for 1992-1998 do not include a small number of District Court transfers reported with other civil cases.

Idaho—District Court—**Tort** data for 1992 do not include some cases

reported with unclassified civil cases.

Maryland—Circuit Court—**Tort** data do not include some cases reported with unclassified civil cases.

Nevada—District Court—**Tort** data for 2000 do not include partial data from several courts.

New Hampshire—Superior Court—**Tort** data do not include some cases reported with unclassified civil cases.

New Jersey—Superior Court—**Tort** data for 1992-1997 do not include some cases reported with unclassified civil cases.

Puerto Rico—Court of First Instance—**Tort** data for 1995-2001 do not include cases from the Municipal Division.

Wyoming—District Court—**Tort** data for 1992 and 1996 do not include cases from two counties. For 1993-1995 and 1997-1999, one county did not report tort data.

B: The following courts' data are overinclusive:

Alabama—Circuit Court—**Tort** data for 1992-1998 include some **postconviction remedy proceedings**.

Utah—District Court—**Tort** data for 1992-1995 include de novo **appeals** from the Justice Court.

• Additional court information:

Arizona—Superior Court—Tort reform legislation caused the tort caseload to increase dramatically in 1994.

Oregon—Circuit Court—The District Courts in Oregon were abolished as of January 15, 1998 and their caseload absorbed into the Circuit Court. Data for prior years were merged for comparability.

Puerto Rico—Court of First Instance—The Judicial Reform Act of 1994 consolidated the Superior, District, and Municipal Courts into one Court of First Instance effective 1995. Tort data for 1992-1994 were combined for all three courts to ensure comparability across the ten-year trend.

Appendix 1: *Methodology*

Court Statistics Project: Goals and Organization

The Court Statistics Project of the National Center for State Courts compiles and reports comparable court caseload data from the 50 states, the District of Columbia, and Puerto Rico. Project publications and technical assistance encourage greater uniformity in how individual state courts and state court administrative offices collect and publish caseload information. Progress toward these goals should result in more meaningful and useful caseload information for judges, court managers, and court administrators.

The *State Court Caseload Statistics: Annual Report* series is a cooperative effort of the Conference of State Court Administrators (COSCA) and the National Center for State Courts (NCSC). Responsibility for project management and staffing is assumed by the NCSC's Court Statistics Project. COSCA, through its Court Statistics Committee, provides policy guidance and review. The Court Statistics Committee includes members of COSCA and representatives of state court administrative office senior staff, the National Conference of Appellate Court Clerks, the National Association for Court Management, and the academic community. Preparation of the 2001 caseload report was funded by an ongoing grant from the Bureau of Justice Statistics (2002-BJ-CX-K010) to the NCSC.

In addition to preparing publications, the Court Statistics Project responds to thousands of requests for information and assistance each year. These requests come from a variety of sources, including state court administrative offices, local courts, individual judges, federal and state agencies, legislators, the media, academic researchers, students, and NCSC staff.

Evolution of the Court Statistics Project

During the Court Statistics Project's original data compilation efforts, the *State of the Art* and *State Court Caseload Statistics: 1975 Annual Report*, classification problems arose from the multitude of categories and terms used by the states to report their caseloads. This suggested the need for a model annual report and a statistical dictionary of terms for court usage.

The *State Court Model Statistical Dictionary* provides common terminology, definitions, and usage for reporting appellate and trial court caseloads. Terms for reporting data on case disposition methods are provided in the *Dictionary* and in other project publications. The classification scheme and associated definitions serve as a model framework for developing comparable and useful data. A new edition of the *State Court Model Statistical Dictionary* was published in 1989, consolidating and

revising the original 1980 version and the 1984 *Supplement*.

Once a set of recommended terms was adopted, the project's focus shifted to assessing the comparability of caseload data reported by the courts to those terms. It became particularly important to detail the subject matter jurisdiction and methods of counting cases in each state court. Problems related to categorizing and counting cases in the trial and appellate courts were resolved through the development of the *1984 State Trial Court Jurisdiction Guide for Statistical Reporting* and the *1984 State Appellate Court Jurisdiction Guide for Statistical Reporting*. Key information from both guides is updated annually as part of the preparation for a new caseload report. The introduction to the 1981 report details the impact of the *Trial Court Jurisdiction Guide* on the Court Statistics Project data collection and the introduction to the 1984 report describes the effect of the *Appellate Court Jurisdiction Guide*.

The *State Court Organization* series, updated for 1998, serves as a valuable complement to the *Report* series. *State Court Organization 1998* is a reference book that describes in great depth the structure, organization, and management of the state trial and appellate courts.

Sources of Data

Information for the national caseload databases comes from published and unpublished sources supplied by state court administrators and appellate court clerks. Published data typically come from official state court annual reports, which vary widely in form and detail. Although constituting the most reliable and valid data available at the state level, they arrive from statistical data filed monthly, quarterly, or annually by numerous local jurisdictions and, in most states, several trial and appellate court systems. Moreover, these caseload statistics are primarily collected to assist states in managing their own systems and are not prepared specifically for inclusion in the COSCA/NCSC caseload statistics report series.

Some states either do not publish an annual report or publish only limited caseload statistics for either trial or appellate courts. The Court Statistics Project receives unpublished data from those states in a wide range of forms, including internal management memos, computer-generated output, and the project's statistical and jurisdictional profiles, which are updated by state court administrative office staff.

Extensive telephone contact and follow-up correspondence are used to collect missing data, confirm the accuracy of available data, and determine the legal jurisdiction of each court. Information is also collected concern-

ing the number of judges per court or court system (from annual reports, offices of state court administrators, and appellate court clerks); the state population (based on Bureau of the Census revised estimates); and special characteristics regarding subject matter jurisdiction and court structure. Appendix 2 lists the source of each state's 2001 caseload statistics.

Data Collection Procedures

The following outline summarizes the major tasks involved in compiling the 2001 caseload data reported in this volume:

A. The 2001 state reports were evaluated to note changes in the categories and terminology used for data reporting, changes in the range of available data, and changes in the state's court organization or jurisdiction. This entailed a direct comparison of the 2001 material with the contents of individual states' 2000 annual reports. Project staff used a copy of each state's 2000 trial and appellate court statistical spreadsheets, trial and appellate court jurisdiction guides, and the state court structure chart as worksheets for gathering the 2001 data. Use of the previous year's spreadsheets provides the data collector with a reference point to identify and replicate the logic used in the data collection and ensures consistency over time in the report series. The caseload data were entered onto the 2001 spreadsheets. Caseload terminology is defined by the *State Court Model Statistical Dictionary, 1989*. Prototypes of appellate and trial court statistical spreadsheets can be found in Appendix 3.

B. Caseload numbers were screened for significant changes from the previous year. A record that documents and, where possible, explains such changes is maintained. This process serves as another reliability check by identifying statutory, organizational, or procedural changes that potentially had an effect on the size of the reported court caseload.

C. The data were then transferred from the handwritten copy to computer databases that are created as Excel spreadsheets. Mathematical formulas are embedded in each spreadsheet to compute the caseload totals. Linked spreadsheets contain the information on the number of judges, court jurisdiction, and state population needed to generate caseload tables for the 2001 report.

D. After the data were entered and checked for entry errors and internal consistency, individual spreadsheets were generated for the appellate and trial courts using Excel software. The spreadsheet relates the total for each model reporting category to the category or categories the state used to report its caseload numbers.

E. Trial and appellate court spreadsheets for all 50 states, the District of Columbia, and Puerto Rico are sent directly to the states' administrative offices of the courts and/or the appellate court clerks' offices for verification. This step in the data collection process (which began with the 1989 report) provides further assurance of data accuracy and often yields the bonus of additional caseload data or improved information on the content and accuracy of the data.

F. The final databases are stored in SPSS and Excel at the NCSC. The annual CSP databases are also archived with the Inter-University Consortium for Political and Social Research (ICPSR) at the University of Michigan.

Ongoing Data Collection

Four basic types of data elements are collected by the Court Statistics Project: (1) trial court caseload statistics, (2) trial court jurisdictional/organizational information, (3) appellate court caseload, and (4) appellate court jurisdictional/organizational information.

For trial courts, emphasis is placed on reporting the total number of civil, criminal, juvenile, and traffic/other violation cases according to the model reporting format. Each of these major case types can be reduced to more specific caseload categories. For example, civil cases consist of tort, contract, real property rights, small claims, mental health, estate, and domestic relations cases, as well as trial court civil appeals and appeals of administrative agency cases. In some instances, these case types can be further refined; for example, domestic relations cases can be divided into marriage dissolution, support/custody, interstate support, adoption, paternity, and domestic violence cases.

Currently, only filing and disposition numbers are entered into the database for each case type. Data on pending cases were routinely collected by the project staff until serious comparability problems were identified when compiling the 1984 report. Some courts provide data that include active cases only; others include active and inactive cases. The COSCA Court Statistics Committee recommended that the collection of pending caseload be deferred until a study determines whether and how data can be made comparable across states.

The trial court jurisdictional profile collects an assortment of information relevant to the organization and jurisdiction of each trial court system. Before the use of Excel spreadsheets for reporting statistical data, the main purpose of the profile was to translate the terminology used by the states when reporting statistical information into generic terms recommended by

the *State Court Model Statistical Dictionary*. Each court's spreadsheet captures the state's terminology, and the jurisdiction guide format has been streamlined. The jurisdictional profile currently collects information on number of courts, number of judges, methods of counting cases, availability of jury trials, dollar amount jurisdiction of the court, and time standards for case processing.

There are also statistical spreadsheets and jurisdiction guides for each state appellate court. Two major case types are used on the statistical spreadsheet: mandatory cases that the court must hear on the merits as appeals of right and discretionary petition cases that the court decides whether to accept and then reach a decision on the merits. The statistical spreadsheet also contains the number of petitions granted if it can be determined. Mandatory and discretionary petitions are further differentiated by whether the case is a review of a final trial court judgment or some other matter, such as a request for interlocutory or postconviction relief. When possible, the statistics are classified according to subject matter, chiefly civil, criminal, juvenile, disciplinary, or administrative agency.

The appellate court jurisdiction guide contains information about each court, including number of court locations, number of justices/judges, number of legal support personnel, point at which appeals are counted as cases, procedures used to review discretionary petitions, and use of panels.

Supplementary Data Collection

The Court Statistics Project supplements its ongoing, general data collection efforts by collecting manner of disposition data from the states' general jurisdiction courts. All of the states, the District of Columbia, and Puerto Rico were contacted and asked to supply manner of disposition data to the project. Disposition statistics from these courts present a picture of the way cases are disposed in state trial courts nationally. They are useful in comparing court backlogs, case management systems, and the impact of specialized programs such as arbitration and mediation.

Several obstacles hinder the achievement of comprehensive national statistics on manner of disposition for court cases. First, some states do not collect any disposition data. Second, other states define disposition categories differently, so information may not be comparable. For example, many states have a different definition of what a bench trial is and what is considered a hearing before a judge. States with a very high bench trial rate are using a more liberal definition of what constitutes a bench trial. Third, the mix of cases included in disposition totals may vary. For example, some states report contested and uncontested divorce cases together, while others do not. Also, differ-

ences in subject matter jurisdiction, court structure, and units for counting cases will affect the use of manner of disposition statistics.

Completeness

States vary in their ability to report comprehensive and complete manner of disposition data. For example, in criminal cases, Arizona and Maryland reported only trial dispositions while Louisiana provided the number of criminal cases disposed by jury trials only.

Comparability

Comparability is possible when states count trials similarly, use similar methods for counting cases, and report information for a similar range of case types. The point at which a state counts a jury trial varies widely. The table below shows the relative use of alternative trial definitions.

The definitional differences for trials explain some of the variation in trial rates. Generally, most states providing data define a trial in a way that inflates the number of cases disposed at trial.

| Definitions | Number of states which use definition for criminal | Number of states which use definition for civil |
|---|--|---|
| A) A jury trial is counted when a jury is selected, empaneled, or sworn. A nonjury trial is counted when evidence is first introduced or first witness is sworn. | 34 | 32 |
| B) A jury trial is counted at introduction or swearing of first witness. A nonjury trial is counted when evidence is first introduced or swearing of first witness. | 2 | 3 |
| C) A jury trial is counted at verdict or decision. | 16 | 17 |

On the criminal side, courts also vary in the point at which they count a case as initially filed. Most states count a criminal case as filed at the information or indictment, although some use the arraignment. Since a number of cases will drop out of the system between these two points (usually by a plea or a dismissal), those courts that use an early count will have a higher rate of nontrial dispositions. Courts also differ in case unit of count. As shown on the opposite page, states differ on whether they count charges, defendants, or indictments.

| Definitions for unit of count—Criminal | Number of states |
|--|------------------|
| Single Defendant/Single Charge | 5 |
| Single Defendant/Single Incident | 21 |
| Single Defendant/Single Incident (maximum number of charges) | 0 |
| Single Defendant/One or More Incidents | 10 |
| Single Defendant/Varies with Prosecutor | 6 |
| One or More Defendants/Single Incident | 4 |
| One or More Defendants/One or More Incidents | 4 |
| One or More Defendants/Varies with Prosecutor | 1 |
| Varies with Prosecutor/Varies with Prosecutor | 1 |

| Definition of point of count—Criminal | Number of states |
|---|------------------|
| At the filing of the Information or Indictment | 38 |
| At the filing of the Information or Complaint | 5 |
| At the filing of Complaint (Warrant/Accusation) | 4 |
| At the Arraignment (First Appearance) | 5 |

Footnotes

Footnotes indicate the degree to which a court's statistics conform to the Court Statistics Project's reporting categories defined in the *State Court Model Statistical Dictionary*. Footnoted caseload statistics are either overinclusive in that they contain case types other than those defined for the term in the *Dictionary* or underinclusive in that some case types defined for the term in the *Dictionary* are not included. It is possible for a caseload statistic to contain inapplicable case types while also omitting those which are applicable, making the total or subtotal simultaneously overinclusive and underinclusive.

The 2001 report uses a simplified system of footnotes. An "A" footnote indicates that the caseload statistic for a statewide court system does not include some of the recommended case types; a "B" footnote indicates that the statistic includes some extraneous case types; a "C" footnote indicates that the data are both incomplete and overinclusive. The text of the footnote explains for each court system how the caseload data differ from the reporting category recommended in the *State Court Model Statistical Dictionary*. Caseload statistics that are not qualified by a footnote conform to the *Dictionary's* definition.

Case filings and dispositions are also affected by the unit and method of count used by the states, differing subject matter and dollar amount

jurisdiction, and different court system structures. Most of these differences are described in the figures found in this volume and are summarized in the court structure chart for each state. The most important differences are reported in summary form in the main caseload tables.

Variations in Reporting Periods

As indicated in Figure A, most states report data by calendar year, others by fiscal year, and a few appellate courts by court term. Therefore, the 12-month period covered in this report is not the same for all courts.

This report reflects court organization and jurisdiction in 2001. Since 1975, new courts have been created at both the appellate and trial level, additional courts report data to the Court Statistics Project, and courts may have merged and/or changed counting or reporting methods. The dollar amount limits of civil jurisdiction in many trial courts also vary. Care is therefore required when comparing 2001 data to previous years. The trend analysis used in this report offers a model for undertaking such comparisons.

Final Note

Comments, corrections, suggestions, and requests for information can be sent to:

Director, Court Statistics Project
National Center for State Courts
300 Newport Avenue (Zip 23185)
P.O. Box 8798
Williamsburg, VA 23187-8798

Phone: (800) 616-6109
Fax: (757) 564-2098

www.ncsconline.org/D_Research/csp/CSPFORM.HTM

Appendix 2: *Sources of 2001*

State Court Caseload Statistics

Sources of 2001 State Court Caseload Statistics

| State | Courts of Last Resort | Intermediate Appellate | General Jurisdiction | Limited Jurisdiction |
|----------------------|--|---|--|--|
| Alabama | Unpublished data were provided by the Clerk of the Court. | Unpublished data were provided by the clerks of these courts. | Unpublished data were provided by the Administrative Office of the Courts. | Unpublished data were provided by the Administrative Office of the Courts. |
| Alaska | Alaska Court System 2001 Annual Report. Unpublished data provided by the Clerk of the Court. | Alaska Court System 2001 Annual Report. Unpublished data provided by the Clerk of the Court. | Alaska Court System 2001 Annual Report. | Alaska Court System 2001 Annual Report. |
| Arizona | Unpublished data were provided by the Administrative Office of the Courts. | Unpublished data were provided by the Administrative Office of the Courts. | Data were provided by the Administrative Office of the Courts. | Data were provided by the Administrative Office of the Courts. |
| Arkansas | Unpublished data were provided by the Administrative Office of the Courts. | Unpublished data were provided by the Administrative Office of the Courts. | Unpublished data were provided by the Administrative Office of the Courts. | Unpublished data were provided by the Administrative Office of the Courts. |
| California | Data were provided by the Administrative Office of the Courts. | Data were provided by the Administrative Office of the Courts. | Judicial Council of California www.courtinfo.ca.gov . Unpublished data provided by the Administrative Office of the Court. | Judicial Council of California www.courtinfo.ca.gov . Unpublished data provided by the Administrative Office of the Court. |
| Colorado | Colorado Judicial Branch Annual Report FY 2001 Statistical Supplement www.courts.state.co.us | Colorado Judicial Branch Annual Report FY 2001 Statistical Supplement www.courts.state.co.us | Colorado Judicial Branch FY 2001 Annual Report Statistical Supplement www.courts.state.co.us | Colorado Judicial Branch FY 2001 Annual Report Statistical Supplement www.courts.state.co.us |
| Connecticut | Unpublished data were provided by the Appellate Court Clerk. | Unpublished data were provided by the Appellate Court Clerk. | Unpublished data were provided by the Office of the Chief Court Administrator. | Unpublished data were provided by the Office of the Chief Court Administrator. |
| Delaware | 2001 Annual Report of the Delaware Judiciary. | _____ | 2001 Annual Report of the Delaware Judiciary & 2001 Statistical Report. www.courts.state.de.us | 2001 Annual Report of the Delaware Judiciary & 2001 Statistical Report. www.courts.state.de.us |
| District of Columbia | District of Columbia Courts Annual Report, 2001. Additional unpublished data were provided by the Office of the Clerk. | _____ | District of Columbia Courts Annual Report, 2001. | _____ |
| Florida | Unpublished data were provided by the Office of the State Court Administrator. | Unpublished data were provided by the Office of the State Court Administrator. | Unpublished data were provided by the Office of the State Court Administrator. | Unpublished data were provided by the Office of the State Court Administrator. |
| Georgia | Unpublished data were provided by the Clerk of the Supreme Court. | Unpublished data were provided by the Clerk of the Court of Appeals. | Unpublished data were provided by the State Court Administrator. | Unpublished data were provided by the State Court Administrator. |
| Hawaii | Data provided by the Clerk of the Courts. | Data provided by the Clerk of the Courts | The Judiciary State of Hawaii: Annual Report 2001 & Statistical Supplement. Additional data provided by the Administrative Office of the Court. | The Judiciary State of Hawaii: Annual Report 2001 & Statistical Supplement. Additional data provided by the Administrative Office of the Court. |
| Idaho | Unpublished data were provided by the Office of the Court Administrator. | Unpublished data were provided by the Office of the Court Administrator. | Unpublished data provided by the Office of Trial Court Services and Information Systems. | Unpublished data provided by the Office of Trial Court Services and Information Systems. |
| Illinois | 2001 Administrative Summary of the Annual Report of the Illinois Courts. | 2001 Administrative Summary of the Annual Report of the Illinois Courts. | 2001 Administrative Summary of the Annual Report of the Illinois Courts. | _____ |
| Indiana | 2001 Indiana Judicial Service Report. | 2001 Indiana Judicial Service Report. Unpublished data were provided by the Administrator for the Court of Appeals and the Tax Court Administrator. | 2001 Indiana Judicial Service Report. www.courts.state.in.us | 2001 Indiana Judicial Service Report. www.courts.state.in.us |

Sources of 2001 State Court Caseload Statistics

| State | Courts of Last Resort | Intermediate Appellate | General Jurisdiction | Limited Jurisdiction |
|---------------|--|--|--|--|
| Iowa | Unpublished data were provided by the Clerk of the Appellate Court. | Unpublished data were provided by the Clerk of the Appellate Court. | Unpublished data were provided by the State Court Administrator. | |
| Kansas | Annual Report of the Courts of Kansas: FY 2001. | Annual Report of the Courts of Kansas: FY 2001. | Annual Report of the Courts of Kansas: FY 2001. | Annual Report of the Kansas Municipal Courts: FY 2001. |
| Kentucky | Unpublished data were provided by the Clerk of the Supreme Court. | Unpublished data were provided by the Clerk of the Court of Appeals. | www.kycourts.net | www.kycourts.net |
| Louisiana | Annual Report 2001 of the Judicial Council of the Supreme Court. Unpublished data were provided by the Clerk of the Supreme Court. | Annual Report 2001 of the Judicial Council of the Supreme Court. Unpublished data were provided by the Judicial Administrator. | Unpublished data were provided by the Judicial Administrator. | Unpublished data were provided by the Judicial Administrator. |
| Maine | Unpublished data were provided by the Administrative Office of the Courts. | | Unpublished data were provided by the Administrative Office of the Courts. | Unpublished data were provided by the Administrative Office of the Courts. |
| Maryland | Annual Report of the Maryland Judiciary and 2000-2001 Statistical Abstract. Unpublished data were provided by Office of the Court Administrator. | Annual Report of the Maryland Judiciary and 2000-2001 Statistical Abstract. Unpublished data were provided by Office of the Court Administrator. | Annual Report of the Maryland Judiciary and 2000-2001 Statistical Abstract. Unpublished data were provided by Office of the Court Administrator. | Annual Report of the Maryland Judiciary and 2000-2001 Statistical Abstract. Unpublished data were provided by Office of the Court Administrator. |
| Massachusetts | FY 2001 Annual Report on the State of the Massachusetts Court System. Unpublished data were provided by the Clerk of the Supreme Court. | FY 2001 Annual Report on the State of the Massachusetts Court System. Unpublished data were provided by the Clerk of the Appeals Court. | FY 2001 Annual Report on the State of the Massachusetts Court System www.state.ma.us | FY 2001 Annual Report on the State of the Massachusetts Court System www.state.ma.us |
| Michigan | Unpublished data were provided by the Clerk of the Supreme Court. | Unpublished data were provided by the Clerk of the Court of Appeals. | Annual Report 2001 www.courts.mi.gov | Annual Report 2001 www.courts.mi.gov |
| Minnesota | Unpublished data were provided by the State Court Administrator. | Unpublished data were provided by the State Court Administrator. | Unpublished data were provided by the State Court Administrator. | |
| Mississippi | Unpublished data were provided by the Appellate Court Clerk. | Unpublished data were provided by the Appellate Court Clerk. | Data were not available. | Data were not available. |
| Missouri | Missouri Judicial Report Supplement, FY 2001. Unpublished data were provided by the State Court Administrator. | Missouri Judicial Report Supplement, FY 2001. Unpublished data were provided by the State Court Administrator. | Missouri Judicial Report Supplement, FY 2001. Unpublished data were provided by the State Court Administrator. | Missouri Judicial Report Supplement, FY 2001. Unpublished data were provided by the State Court Administrator. |
| Montana | Unpublished data were provided by the Clerk of the Supreme Court. | | 2001 Annual Report of the Montana Judiciary. | 2001 Annual Report of the Montana Judiciary. |
| Nebraska | The Courts of Nebraska 2001 Annual Caseload Report. Additional unpublished data were provided by the State Court Administrator. | The Courts of Nebraska 2001 Annual Caseload Report. Additional unpublished data were provided by the State Court Administrator. | The Courts of Nebraska 2001 Annual Caseload Report. | The Courts of Nebraska 2001 Annual Caseload Report. Additional unpublished data were provided by the Administrative Office of the Courts. |
| Nevada | Annual Report of the Nevada Judiciary, FY2000-01 | | Annual Report of the Nevada Judiciary, FY2000-01 | Annual Report of the Nevada Judiciary, FY2000-01 |
| New Hampshire | Unpublished data were provided by the Clerk of the Supreme Court. | | Unpublished data were provided by the Director, Administrative Office of the Courts. | Unpublished data were provided by the Director, Administrative Office of the Courts. |

| State | Courts of Last Resort | Intermediate Appellate | General Jurisdiction | Limited Jurisdiction |
|----------------|--|--|--|---|
| New Jersey | Unpublished data were provided by the Clerk of the Supreme Court. | Unpublished data were provided by the Clerk of the Appellate Court. | New Jersey Judiciary Superior Court Caseload Reference Guide, 1997-2001. Unpublished data were provided by the Administrative Office of the Courts. | Unpublished data were provided by the Administrative Office of the Courts. |
| New Mexico | New Mexico State Courts, 2001 Annual Report & Statistical Addendum. | New Mexico State Courts, 2001 Annual Report & Statistical Addendum. Unpublished data were provided by the Clerk of the Court of Appeals. | New Mexico State Courts, 2000 Annual Report & Statistical Addendum. | New Mexico State Courts, 2000 Annual Report & Statistical Addendum. |
| New York | 2001 Annual Report of the Clerk of Court, Court of Appeals of the State of New York. Additional unpublished data were provided by the Clerk. | 2001 Annual Report of the Clerk of Court, Court of Appeals of the State of New York. | Unpublished data were provided by the Chief Administrator of Courts. | Unpublished data were provided by the Chief Administrator of Courts. |
| North Carolina | Unpublished data were provided by the Administrative Office of the Courts. www.nccourts.org | Unpublished data were provided by the Administrative Office of the Courts. www.nccourts.org | Unpublished data were provided by the Administrative Office of the Courts. www.nccourts.org | Unpublished data were provided by the Administrative Office of the Courts. www.nccourts.org |
| North Dakota | Unpublished data were provided by the Clerk. | ----- | Unpublished data were provided by the Administrative Office of the Courts. | Unpublished data were provided by the Administrative Office of the Courts. www.court.nd.us |
| Ohio | Unpublished data were provided by the Clerk of the Supreme Court. | Unpublished data were provided by the Clerk of the Supreme Court. | Unpublished data were provided by the Administrative Director. | Unpublished data were provided by the Administrative Director. |
| Oklahoma | Data were not available. | Data were not available. | Data were not available. | Data were not available. |
| Oregon | Unpublished data were provided by the Clerk of the Supreme Court. | Unpublished data were provided by the Clerk of Court of Appeals. | Unpublished data were provided by the State Court Administrator. | Unpublished data were provided by the State Court Administrator. |
| Pennsylvania | Unpublished data were provided by the Clerk of the Supreme Court. | Unpublished data were provided by the clerks of these courts. | Unpublished data were provided by the State Court Administrator. | Unpublished data were provided by the State Court Administrator. |
| Puerto Rico | Unpublished data were provided by the Office of Courts Administration. | Unpublished data were provided by the Office of Courts Administration. | Unpublished data were provided by the Administrative Director of Courts. | ----- |
| Rhode Island | Unpublished data were provided by the Clerk of the Supreme Court. | ----- | Unpublished data were provided by the Administrative Office of the Courts. | Unpublished data were provided by the Administrative Office of the Courts. |
| South Carolina | Unpublished data were provided by the Clerk of the Supreme Court. | Unpublished data were provided by the Clerk of the Court of Appeals. | Unpublished data were provided by the Director, SC Court Administration. | Unpublished data were provided by the Director, SC Court Administration. |
| South Dakota | SD Courts, The State of the Judiciary, 2001. | ----- | SD Courts, The State of the Judiciary and FY 2001 Annual Report of SD Unified Judicial System. Additional unpublished data provided by the Administrative Office of the Court. | ----- |

Sources of 2001 State Court Caseload Statistics

| State | Courts of Last Resort | Intermediate Appellate | General Jurisdiction | Limited Jurisdiction |
|---------------|--|---|--|--|
| Tennessee | Tennessee Judicial Council Annual Report and Statistical Supplement, 2000-2001. | Tennessee Judicial Council Annual Report and Statistical Supplement, 2000-2001. | Annual Report of the Tennessee Judiciary, FY 2000-2001. Unpublished data were provided by the Clerks of Probate Court. | State of Tennessee Council of Juvenile and Family Court Judges 2001 Annual Statistical Report. Additional unpublished data provided by the State of Tennessee Council of Juvenile and Family Courts. |
| Texas | Texas Judicial System Annual Report, FY 2001. Additional unpublished data provided by the Clerk of Court. | Texas Judicial System Annual Report, FY 2001. | Texas Judicial System Annual Report, FY 2001. | Texas Judicial System Annual Report, FY 2001. |
| Utah | Unpublished data were provided by the Clerk of the Supreme Court. | Unpublished data were provided by the Clerk of the Court of Appeals. | Internet: www.courtlink.utcourts.stats.gov | Internet: www.courtlink.utcourts.stas.gov |
| Vermont | Judicial Statistics, State of Vermont for Year Ending June 30, 2001. Additional unpublished data were provided by the Office of the Court Administrator. | | Judicial Statistics, State of Vermont for Year Ending June 30, 2001. www.vermontjudiciary.org | Judicial Statistics, State of Vermont for Year Ending June 30, 2001. www.vermontjudiciary.org |
| Virginia | Virginia State of the Judiciary, 2001. | Virginia State of the Judiciary, 2001. | Unpublished data were provided by the Office of Court Administration. www.courts.state.va.us | Unpublished data were provided by the Office of Court Administration. www.courts.state.va.us |
| Washington | Internet: www.courts.wa.gov | Internet: www.courts.wa.gov | Unpublished data were provided by the Office of the Administrator for the Courts. | Unpublished data were provided by the Office of the Administrator for the Courts. |
| West Virginia | Unpublished data were provided by the Clerk of the Supreme Court. | | Unpublished data were provided by the Administrative Office of the Courts. | Unpublished data were provided by the Administrative Office of the Courts. |
| Wisconsin | Unpublished data were provided by the Clerk of Court. | Unpublished data were provided by the Clerk of Court. | Unpublished data were provided by the Director of State Courts. | Unpublished data were provided by the Director of State Courts. |
| Wyoming | Unpublished data were provided by the State Court Coordinator. | | Data were not available for 2001. | Data were not available for 2001. |

Appendix 3: *Prototypes of State Appellate Court
and Trial Court Statistical Spreadsheets*

Prototype of State Appellate Court Statistical Spreadsheet

State Name, Court Name
 Court of last resort or intermediate appellate court
 Number of divisions/departments, number of authorized justices/judges
 Total population

| | Beginning pending | Filed | Disposed | End pending |
|--|----------------------|----------------------------|----------|--|
| MANDATORY JURISDICTION: | | | | |
| Appeals of final judgments: | | | | |
| Civil | | | | |
| Criminal: | | | | |
| Capital criminal | | | | |
| Other criminal | | | | |
| Total criminal | | | | |
| Juvenile | | | | |
| Administrative agency | | | | |
| Unclassified | | | | |
| Total final judgments | | | | |
| Other mandatory cases: | | | | |
| Disciplinary matters | | | | |
| Original proceedings | | | | |
| Interlocutory decisions | | | | |
| Advisory opinions | | | | |
| Total other mandatory | | | | |
| Total mandatory cases | | | | |
| | | | | |
| | Filed | Filed Petitions Granted | Disposed | Filed Petitions Granted Disposed |
| DISCRETIONARY JURISDICTION: | | | | |
| Petitions of final judgment: | | | | |
| Civil | | | | |
| Criminal | | | | |
| Juvenile | | | | |
| Administrative agency | | | | |
| Unclassified | | | | |
| Total final judgments | | | | |
| Other discretionary petitions: | | | | |
| Disciplinary matters | | | | |
| Original proceedings | | | | |
| Interlocutory decisions | | | | |
| Advisory opinions | | | | |
| Total other discretionary | | | | |
| Total discretionary cases | | | | |
| GRAND TOTAL | | | | |
| OTHER PROCEEDINGS: | | | | |
| Rehearing/reconsideration requests | | | | |
| Motions | | | | |
| Other matters | | | | |
| Number of supplemental judges/justices | | | | |
| Number of independent appellate courts at this level | | | | |

MANNER OF DISPOSITION

| | Predecision disposition (dismissed/ withdrawn/settled) | Opinions | | Decision without opinion (memo/order) | Transferred | Other |
|------------------------------------|--|-------------------|-----------------------|---|-------------|-------|
| | | Signed opinion | Per curiam opinion | | | |
| MANDATORY JURISDICTION: | | | | | | |
| Appeals of final judgment | | | | | | |
| Civil | | | | | | |
| Criminal | | | | | | |
| Juvenile | | | | | | |
| Administrative agency | | | | | | |
| Unclassified | | | | | | |
| Other mandatory cases: | | | | | | |
| Disciplinary matters | | | | | | |
| Original proceedings | | | | | | |
| Interlocutory decisions | | | | | | |
| Total mandatory jurisdiction cases | | | | | | |
| DISCRETIONARY JURISDICTION: | | | | | | |
| Petitions of final judgments: | | | | | | |
| Civil | | | | | | |
| Criminal | | | | | | |
| Juvenile | | | | | | |
| Administrative agency | | | | | | |
| Unclassified | | | | | | |
| Other discretionary petitions | | | | | | |
| Disciplinary matters | | | | | | |
| Original proceedings | | | | | | |
| Total discretionary cases | | | | | | |
| GRAND TOTAL | | | | | | |

TYPE OF DECISION IN MANDATORY CASES/GRANTED PETITIONS OF FINAL JUDGMENT

| | Civil | Criminal | Juvenile | Administrative agency | Other mandatory cases | Total |
|-------------------------|-------|----------|----------|--------------------------|--------------------------|-------|
| Opinions: | | | | | | |
| Affirmed | | | | | | |
| Modified | | | | | | |
| Reversed | | | | | | |
| Remanded | | | | | | |
| Mixed | | | | | | |
| Dismissed | | | | | | |
| Other | | | | | | |
| Total decisions: | | | | | | |
| Affirmed | | | | | | |
| Modified | | | | | | |
| Reversed | | | | | | |
| Remanded | | | | | | |
| Mixed | | | | | | |
| Dismissed | | | | | | |
| Other | | | | | | |

TYPE OF DECISION IN OTHER DISCRETIONARY PETITIONS

| | Petition granted | Petition denied | Other |
|--|------------------|-----------------|-------|
| Other discretionary petitions: | | | |
| Disciplinary matters | | | |
| Original proceedings | | | |
| Total discretionary jurisdiction cases | | | |

Prototype of State Appellate Court Statistical Spreadsheet

TIME INTERVAL DATA (MONTH/DAYS)

| | Notice of appeal or ready for hearing | | | Ready for hearing or under advisement (submitted or oral argument completed) | | | Under advisement (submitted or oral argument completed) to decision | | | Notice of appeal to decision | | |
|--|---------------------------------------|------|--------|--|------|--------|---|------|--------|------------------------------|------|--------|
| | Number of cases | Mean | Median | Number of cases | Mean | Median | Number of cases | Mean | Median | Number of cases | Mean | Median |
| MANDATORY JURISDICTION: | | | | | | | | | | | | |
| Appeals of final judgment | | | | | | | | | | | | |
| Civil | | | | | | | | | | | | |
| Criminal | | | | | | | | | | | | |
| Juvenile | | | | | | | | | | | | |
| Administrative agency | | | | | | | | | | | | |
| Unclassified | | | | | | | | | | | | |
| Other mandatory cases | | | | | | | | | | | | |
| Disciplinary matters | | | | | | | | | | | | |
| Original proceedings | | | | | | | | | | | | |
| Interlocutory decisions | | | | | | | | | | | | |
| Total mandatory jurisdiction cases | | | | | | | | | | | | |
| DISCRETIONARY JURISDICTION: | | | | | | | | | | | | |
| Petitions of final judgments | | | | | | | | | | | | |
| Civil | | | | | | | | | | | | |
| Criminal | | | | | | | | | | | | |
| Juvenile | | | | | | | | | | | | |
| Administrative agency | | | | | | | | | | | | |
| Unclassified | | | | | | | | | | | | |
| Other discretionary petitions | | | | | | | | | | | | |
| Disciplinary matters | | | | | | | | | | | | |
| Original proceedings | | | | | | | | | | | | |
| Interlocutory decisions | | | | | | | | | | | | |
| Advisory opinions | | | | | | | | | | | | |
| Total discretionary jurisdiction cases | | | | | | | | | | | | |
| GRAND TOTAL | | | | | | | | | | | | |

AGE OF PENDING CASELOAD (DAYS)

| Not ready for hearing | | | | | | | | | | | | Submitted or oral argument completed |
|---|----------------|---------------------|-------------------------------|----------------|---------------------|--------------------------------|----------------|---------------------|----------------------|----------------|---------------------|--|
| Awaiting court reporter's transcript | | | Awaiting appellant's brief | | | Awaiting respondent's brief | | | Ready for hearing | | | |
| 0-60 days | 61-120 days | over 120 days | 0-60 days | 61-120 days | over 120 days | 0-60 days | 61-120 days | over 120 days | 0-60 days | 61-120 days | over 120 days | Average age of pending caseload |

MANDATORY JURISDICTION:

- Appeals of final judgment
 - Civil
 - Criminal
 - Juvenile
 - Administrative agency
 - Unclassified
- Other mandatory cases
 - Disciplinary matters
 - Original proceedings
 - Interlocutory decisions
- Total mandatory jurisdiction cases

DISCRETIONARY JURISDICTION:

- Petitions of final judgments
 - Civil
 - Criminal
 - Juvenile
 - Administrative agency
 - Unclassified
- Other discretionary petitions
 - Disciplinary matters
 - Original proceedings
 - Interlocutory decisions
 - Advisory opinions
- Total discretionary jurisdiction cases

GRAND TOTAL

Prototype of State Trial Court Statistical Spreadsheet

State Name, Court Name
 Court of general jurisdiction or court of limited jurisdiction
 Number of circuits or districts, number of judges
 Total population

| | Beginning Pending | Filed | Disposed | End Pending |
|--|----------------------|-------|----------|----------------|
| CIVIL: | | | | |
| Tort: | | | | |
| Auto tort | | | | |
| Product liability | | | | |
| Medical malpractice | | | | |
| Unclassified tort | | | | |
| Miscellaneous tort | | | | |
| Total Tort | | | | |
| Contract | | | | |
| Real property rights | | | | |
| Small claims | | | | |
| Domestic relations: | | | | |
| Marriage dissolution | | | | |
| Support/custody | | | | |
| Interstate support | | | | |
| Adoption | | | | |
| Paternity | | | | |
| Domestic violence | | | | |
| Miscellaneous | | | | |
| Unclassified | | | | |
| Total domestic relations | | | | |
| Estate: | | | | |
| Probate/wills/intestate | | | | |
| Guardianship/conservatorship/trusteeship | | | | |
| Miscellaneous estate | | | | |
| Unclassified estate | | | | |
| Total estate | | | | |
| Mental health | | | | |
| Appeal: | | | | |
| Appeal of administrative agency case | | | | |
| Appeal of trial court case | | | | |
| Total civil appeals | | | | |
| Miscellaneous civil | | | | |
| Unclassified civil | | | | |
| Total civil | | | | |
| CRIMINAL: | | | | |
| Felony | | | | |
| Misdemeanor | | | | |
| DWI/DUI | | | | |
| Appeal | | | | |
| Miscellaneous criminal | | | | |
| Unclassified criminal | | | | |
| Total Criminal | | | | |
| TRAFFIC/OTHER VIOLATION: | | | | |
| Moving traffic violation | | | | |
| Ordinance violation | | | | |
| Parking violation | | | | |
| Miscellaneous traffic | | | | |
| Unclassified traffic | | | | |
| Total traffic/other violation | | | | |

| | <u>Beginning Pending</u> | <u>Filed</u> | <u>Disposed</u> | <u>End Pending</u> |
|---------------------------|------------------------------|--------------|-----------------|------------------------|
| JUVENILE: | | | | |
| Criminal-type petition | | | | |
| Status offense | | | | |
| Child-victim petition | | | | |
| Miscellaneous juvenile | | | | |
| Unclassified juvenile | | | | |
| Total juvenile | | | | |
| GRAND TOTAL | | | | |
| Drug cases | | | | |
| OTHER PROCEEDINGS: | | | | |
| Postconviction remedy | | | | |
| Preliminary hearings | | | | |
| Sentence review only | | | | |
| Extraordinary writs | | | | |
| Total other proceedings | | | | |

MANNER OF CIVIL DISPOSITIONS

| | <u>Uncontested/ Default</u> | <u>Dismissed</u> | <u>Withdrawn</u> | <u>Settled</u> | <u>Transferred</u> | <u>Arbitration</u> | <u>Total</u> |
|--------------------------------------|---------------------------------|------------------|------------------|----------------|--------------------|--------------------|--------------|
| CIVIL: | | | | | | | |
| Tort: | | | | | | | |
| Auto tort | | | | | | | |
| Product liability | | | | | | | |
| Medical malpractice | | | | | | | |
| Unclassified tort | | | | | | | |
| Miscellaneous tort | | | | | | | |
| Total Tort | | | | | | | |
| Contract | | | | | | | |
| Real property rights | | | | | | | |
| Small claims | | | | | | | |
| Domestic relations: | | | | | | | |
| Marriage dissolution | | | | | | | |
| Support/custody | | | | | | | |
| Interstate support | | | | | | | |
| Adoption | | | | | | | |
| Paternity | | | | | | | |
| Domestic violence | | | | | | | |
| Miscellaneous | | | | | | | |
| Unclassified | | | | | | | |
| Total domestic relations | | | | | | | |
| Estate: | | | | | | | |
| Probate/wills/intestate | | | | | | | |
| Guardianship/conservatorship | | | | | | | |
| /trusteeship | | | | | | | |
| Miscellaneous estate | | | | | | | |
| Unclassified estate | | | | | | | |
| Total estate | | | | | | | |
| Mental health | | | | | | | |
| Appeal: | | | | | | | |
| Appeal of administrative agency case | | | | | | | |
| Appeal of trial court case | | | | | | | |
| Total civil appeals | | | | | | | |
| Miscellaneous civil | | | | | | | |
| Unclassified civil | | | | | | | |
| Total civil | | | | | | | |

MANNER OF CRIMINAL DISPOSITIONS AND TYPE OF DECISION

| | <u>Felony</u> | <u>Misdemeanor</u> | <u>DWI/DUI</u> | <u>Appeal</u> | <u>Miscellaneous criminal</u> | <u>Total</u> |
|--------------------------|---------------|--------------------|----------------|---------------|-----------------------------------|--------------|
| Jury trial: | | | | | | |
| Conviction | | | | | | |
| Guilty plea | | | | | | |
| Acquittal | | | | | | |
| Dismissed | | | | | | |
| Nonjury trial: | | | | | | |
| Conviction | | | | | | |
| Guilty plea | | | | | | |
| Acquittal | | | | | | |
| Dismissed | | | | | | |
| Guilty Plea | | | | | | |
| Dismissed/nolle prosequi | | | | | | |
| Bail forfeiture | | | | | | |
| Bound over | | | | | | |
| Transferred | | | | | | |
| Other | | | | | | |
| Total dispositions | | | | | | |

MANNER OF TRAFFIC/OTHER VIOLATION DISPOSITIONS AND TYPE OF DECISION

| | <u>Moving traffic violation</u> | <u>Ordinance violation</u> | <u>Parking violation</u> | <u>Miscellaneous traffic violation</u> | <u>Total</u> |
|--------------------------|-------------------------------------|--------------------------------|------------------------------|--|--------------|
| Jury trial: | | | | | |
| Conviction | | | | | |
| Guilty plea | | | | | |
| Acquittal | | | | | |
| Dismissed | | | | | |
| Nonjury trial: | | | | | |
| Conviction | | | | | |
| Guilty plea | | | | | |
| Acquittal | | | | | |
| Dismissed | | | | | |
| Guilty Plea | | | | | |
| Dismissed/nolle prosequi | | | | | |
| Bail forfeiture | | | | | |
| Parking fines | | | | | |
| Transferred | | | | | |
| Other | | | | | |
| Total dispositions | | | | | |

MANNER OF DISPOSITION: TRIALS

| | Trial | | | | Trial | | |
|--------------------------------------|-------|---------|-------|---------------------------------|-------|---------|-------|
| | Jury | Nonjury | Total | | Jury | Nonjury | Total |
| CIVIL: | | | | CRIMINAL: | | | |
| Tort: | | | | Felony | | | |
| Auto tort | | | | Misdemeanor | | | |
| Product liability | | | | DWI/DUI | | | |
| Medical malpractice | | | | Appeal | | | |
| Unclassified tort | | | | Miscellaneous criminal | | | |
| Miscellaneous tort | | | | Unclassified criminal | | | |
| Total Tort | | | | Total criminal | | | |
| Contract | | | | | | | |
| Real property rights | | | | TRAFFIC/OTHER VIOLATION: | | | |
| Small claims | | | | Moving traffic violation | | | |
| Domestic relations: | | | | Ordinance violation | | | |
| Marriage dissolution | | | | Parking violation | | | |
| Support/custody | | | | Miscellaneous traffic | | | |
| Interstate support | | | | Unclassified traffic | | | |
| Adoption | | | | Total traffic/other violation | | | |
| Paternity | | | | | | | |
| Domestic violence | | | | JUVENILE: | | | |
| Miscellaneous | | | | Criminal-type petition | | | |
| Unclassified | | | | Status offense | | | |
| Total domestic relations | | | | Child-victim petition | | | |
| Estate: | | | | Miscellaneous juvenile | | | |
| Probate/wills/intestate | | | | Unclassified juvenile | | | |
| Guardianship/conservatorship | | | | Total juvenile | | | |
| /trusteeship | | | | | | | |
| Miscellaneous estate | | | | GRAND TOTAL | | | |
| Unclassified estate | | | | | | | |
| Total estate | | | | | | | |
| Mental health | | | | | | | |
| Appeal: | | | | | | | |
| Appeal of administrative agency case | | | | | | | |
| Appeal of trial court case | | | | | | | |
| Total civil appeals | | | | | | | |
| Miscellaneous civil | | | | | | | |
| Unclassified civil | | | | | | | |
| Total civil | | | | | | | |

AGE OF PENDING CASELOAD (DAYS)

| | 0-30 days | 31-60 days | 61-90 days | 91-180 days | 181-360 days | 361-720 days | over 720 days | Average age of pending cases |
|--|--------------|---------------|---------------|----------------|-----------------|-----------------|------------------|---------------------------------|
| CIVIL: | | | | | | | | |
| Tort: | | | | | | | | |
| Auto tort | | | | | | | | |
| Product liability | | | | | | | | |
| Medical malpractice | | | | | | | | |
| Unclassified tort | | | | | | | | |
| Miscellaneous tort | | | | | | | | |
| Total Tort | | | | | | | | |
| Contract | | | | | | | | |
| Real property rights | | | | | | | | |
| Small claims | | | | | | | | |
| Domestic relations: | | | | | | | | |
| Marriage dissolution | | | | | | | | |
| Support/custody | | | | | | | | |
| Interstate support | | | | | | | | |
| Adoption | | | | | | | | |
| Paternity | | | | | | | | |
| Domestic violence | | | | | | | | |
| Miscellaneous | | | | | | | | |
| Unclassified | | | | | | | | |
| Total domestic relations | | | | | | | | |
| Estate: | | | | | | | | |
| Probate/wills/intestate | | | | | | | | |
| Guardianship/conservatorship/trusteeship | | | | | | | | |
| Miscellaneous estate | | | | | | | | |
| Unclassified estate | | | | | | | | |
| Total estate | | | | | | | | |
| Mental health | | | | | | | | |
| Appeal: | | | | | | | | |
| Appeal of administrative agency case | | | | | | | | |
| Appeal of trial court case | | | | | | | | |
| Total civil appeals | | | | | | | | |
| Miscellaneous civil | | | | | | | | |
| Unclassified civil | | | | | | | | |
| Total civil | | | | | | | | |

AGE OF PENDING CASELOAD (DAYS)

| | <u>0-30</u> <u>days</u> | <u>31-60</u> <u>days</u> | <u>61-90</u> <u>days</u> | <u>91-180</u> <u>days</u> | <u>181-360</u> <u>days</u> | <u>361-720</u> <u>days</u> | <u>over 720</u> <u>days</u> | <u>Average age</u> <u>of pending cases</u> |
|---------------------------------|----------------------------|-----------------------------|-----------------------------|------------------------------|-------------------------------|-------------------------------|--------------------------------|---|
| CRIMINAL: | | | | | | | | |
| Felony | | | | | | | | |
| Misdemeanor | | | | | | | | |
| DWI/DUI | | | | | | | | |
| Appeal | | | | | | | | |
| Miscellaneous criminal | | | | | | | | |
| Unclassified criminal | | | | | | | | |
| Total criminal | | | | | | | | |
| TRAFFIC/OTHER VIOLATION: | | | | | | | | |
| Moving traffic violation | | | | | | | | |
| Ordinance violation | | | | | | | | |
| Parking violation | | | | | | | | |
| Miscellaneous traffic | | | | | | | | |
| Unclassified traffic | | | | | | | | |
| Total traffic/other violation | | | | | | | | |
| JUVENILE: | | | | | | | | |
| Criminal-type petition | | | | | | | | |
| Status offense | | | | | | | | |
| Child-victim petition | | | | | | | | |
| Miscellaneous juvenile | | | | | | | | |
| Unclassified juvenile | | | | | | | | |
| Total juvenile | | | | | | | | |
| GRAND TOTAL | | | | | | | | |
| Drug cases | | | | | | | | |
| OTHER PROCEEDINGS: | | | | | | | | |
| Postconviction remedy | | | | | | | | |
| Preliminary hearings | | | | | | | | |
| Sentence review only | | | | | | | | |
| Extraordinary writs | | | | | | | | |
| Total other proceedings | | | | | | | | |

Appendix 4: *State Populations*

State Populations

Resident Population, 2001

| State or territory | Population (in thousands) | | |
|----------------------------|---------------------------|---------------|---------------|
| | 2001 Juvenile | 2001 Adult | 2001 Total |
| Alabama | 1,129 | 3,335 | 4,464 |
| Alaska | 193 | 442 | 635 |
| Arizona | 1,412 | 3,896 | 5,307 |
| Arkansas | 684 | 2,008 | 2,692 |
| California | 9,419 | 25,082 | 34,501 |
| Colorado | 1,131 | 3,287 | 4,418 |
| Connecticut | 846 | 2,579 | 3,425 |
| Delaware | 197 | 599 | 796 |
| District of Columbia | 115 | 457 | 572 |
| Florida | 3,738 | 12,658 | 16,397 |
| Georgia | 2,222 | 6,162 | 8,384 |
| Hawaii | 299 | 926 | 1,224 |
| Idaho | 376 | 945 | 1,321 |
| Illinois | 3,258 | 9,224 | 12,482 |
| Indiana | 1,584 | 4,531 | 6,115 |
| Iowa | 734 | 2,189 | 2,923 |
| Kansas | 714 | 1,981 | 2,695 |
| Kentucky | 1,000 | 3,065 | 4,066 |
| Louisiana | 1,219 | 3,246 | 4,465 |
| Maine | 304 | 983 | 1,287 |
| Maryland | 1,376 | 3,999 | 5,375 |
| Massachusetts | 1,506 | 4,874 | 6,379 |
| Michigan | 2,608 | 7,383 | 9,991 |
| Minnesota | 1,303 | 3,670 | 4,972 |
| Mississippi | 780 | 2,078 | 2,858 |
| Missouri | 1,436 | 4,194 | 5,630 |
| Montana | 231 | 674 | 904 |
| Nebraska | 451 | 1,263 | 1,713 |
| Nevada | 539 | 1,567 | 2,106 |
| New Hampshire | 315 | 944 | 1,259 |
| New Jersey | 2,104 | 6,380 | 8,484 |
| New Mexico | 512 | 1,317 | 1,829 |
| New York | 4,696 | 14,316 | 19,011 |
| North Carolina | 1,997 | 6,189 | 8,186 |
| North Dakota | 159 | 476 | 634 |
| Ohio | 2,889 | 8,485 | 11,374 |
| Oklahoma | 896 | 2,564 | 3,460 |
| Oregon | 858 | 2,615 | 3,473 |
| Pennsylvania | 2,924 | 9,363 | 12,287 |
| Puerto Rico | 1,114 | 2,726 | 3,840 |

State Populations

Resident Population, 2001 (continued)

| State or territory | Population (in thousands) | | |
|----------------------|---------------------------|---------------|---------------|
| | 2001 Juvenile | 2001 Adult | 2001 Total |
| Rhode Island | 250 | 809 | 1,059 |
| South Carolina | 1,024 | 3,039 | 4,063 |
| South Dakota | 203 | 554 | 757 |
| Tennessee | 1,412 | 4,328 | 5,740 |
| Texas | 6,014 | 15,311 | 21,325 |
| Utah | 731 | 1,539 | 2,270 |
| Vermont | 148 | 465 | 613 |
| Virginia | 1,768 | 5,420 | 7,188 |
| Washington | 1,539 | 4,449 | 5,988 |
| West Virginia | 402 | 1,400 | 1,802 |
| Wisconsin | 1,377 | 4,024* | 5,402 |
| Wyoming | 129 | 365 | 494 |

Source: U.S. Bureau of the Census, 2002.

Total State Population for Trend Tables, 1992-2001

| State or territory | Population (in thousands) | | | | | | | | | |
|----------------------|---------------------------|----------------|----------------|----------------|----------------|----------------|----------------|----------------|----------------|----------------|
| | 1992 | 1993 | 1994 | 1995 | 1996 | 1997 | 1998 | 1999 | 2000 | 2001 |
| Alabama | 4,136 | 4,187 | 4,219 | 4,253 | 4,273 | 4,319 | 4,352 | 4,370 | 4,447 | 4,464 |
| Alaska | 587 | 599 | 606 | 603 | 607 | 609 | 614 | 620 | 627 | 635 |
| Arizona | 3,832 | 3,936 | 4,075 | 4,218 | 4,428 | 4,555 | 4,668 | 4,778 | 5,131 | 5,307 |
| Arkansas | 2,399 | 2,424 | 2,453 | 2,484 | 2,510 | 2,523 | 2,539 | 2,551 | 2,673 | 2,692 |
| California | 30,867 | 31,211 | 31,431 | 31,590 | 31,878 | 32,268 | 32,666 | 33,145 | 33,872 | 34,501 |
| Colorado | 3,470 | 3,566 | 3,656 | 3,746 | 3,823 | 3,893 | 3,971 | 4,056 | 4,301 | 4,418 |
| Connecticut | 3,281 | 3,277 | 3,275 | 3,275 | 3,274 | 3,270 | 3,274 | 3,282 | 3,406 | 3,425 |
| Delaware | 689 | 700 | 707 | 717 | 725 | 732 | 744 | 753 | 784 | 796 |
| District of Columbia | 589 | 578 | 570 | 555 | 543 | 529 | 523 | 519 | 572 | 572 |
| Florida | 13,488 | 13,679 | 13,953 | 14,165 | 14,400 | 14,654 | 14,916 | 15,111 | 15,982 | 16,397 |
| Georgia | 6,751 | 6,917 | 7,055 | 7,201 | 7,353 | 7,486 | 7,642 | 7,788 | 8,186 | 8,384 |
| Hawaii | 1,160 | 1,172 | 1,178 | 1,187 | 1,184 | 1,187 | 1,193 | 1,185 | 1,212 | 1,224 |
| Idaho | 1,067 | 1,099 | 1,133 | 1,163 | 1,189 | 1,210 | 1,229 | 1,252 | 1,294 | 1,321 |
| Illinois | 11,631 | 11,697 | 11,751 | 11,830 | 11,847 | 11,896 | 12,045 | 12,128 | 12,419 | 12,482 |
| Indiana | 5,622 | 5,713 | 5,752 | 5,803 | 5,841 | 5,864 | 5,899 | 5,943 | 6,080 | 6,115 |
| Iowa | 2,812 | 2,814 | 2,829 | 2,842 | 2,852 | 2,852 | 2,862 | 2,870 | 2,926 | 2,923 |
| Kansas | 2,523 | 2,531 | 2,554 | 2,566 | 2,572 | 2,595 | 2,629 | 2,654 | 2,688 | 2,695 |
| Kentucky | 3,755 | 3,789 | 3,827 | 3,861 | 3,884 | 3,908 | 3,936 | 3,961 | 4,042 | 4,066 |
| Louisiana | 4,287 | 4,295 | 4,315 | 4,342 | 4,351 | 4,352 | 4,369 | 4,372 | 4,469 | 4,465 |
| Maine | 1,235 | 1,239 | 1,241 | 1,241 | 1,243 | 1,242 | 1,245 | 1,253 | 1,275 | 1,287 |
| Maryland | 4,908 | 4,965 | 5,006 | 5,042 | 5,072 | 5,094 | 5,135 | 5,171 | 5,296 | 5,375 |
| Massachusetts | 5,988 | 6,012 | 6,041 | 6,074 | 6,092 | 6,118 | 6,147 | 6,175 | 6,349 | 6,379 |
| Michigan | 9,437 | 9,478 | 9,496 | 9,549 | 9,594 | 9,774 | 9,818 | 9,864 | 9,938 | 9,991 |
| Minnesota | 4,480 | 4,517 | 4,567 | 4,609 | 4,658 | 4,686 | 4,725 | 4,776 | 4,920 | 4,972 |
| Mississippi | 2,614 | 2,643 | 2,669 | 2,697 | 2,716 | 2,731 | 2,752 | 2,769 | 2,845 | 2,858 |
| Missouri | 5,193 | 5,234 | 5,278 | 5,324 | 5,359 | 5,402 | 5,439 | 5,468 | 5,595 | 5,630 |
| Montana | 824 | 839 | 856 | 870 | 879 | 879 | 880 | 883 | 902 | 904 |
| Nebraska | 1,606 | 1,607 | 1,623 | 1,637 | 1,652 | 1,657 | 1,663 | 1,666 | 1,711 | 1,713 |
| Nevada | 1,327 | 1,389 | 1,457 | 1,531 | 1,603 | 1,677 | 1,747 | 1,809 | 1,998 | 2,106 |
| New Hampshire | 1,111 | 1,125 | 1,137 | 1,148 | 1,162 | 1,173 | 1,185 | 1,201 | 1,236 | 1,259 |
| New Jersey | 7,789 | 7,879 | 7,903 | 7,946 | 7,988 | 8,053 | 8,115 | 8,143 | 8,414 | 8,484 |
| New Mexico | 1,581 | 1,616 | 1,653 | 1,685 | 1,713 | 1,730 | 1,737 | 1,740 | 1,819 | 1,829 |
| New York | 18,119 | 18,197 | 18,169 | 18,136 | 18,185 | 18,137 | 18,176 | 18,197 | 18,976 | 19,011 |
| North Carolina | 6,843 | 6,945 | 7,070 | 7,195 | 7,323 | 7,425 | 7,547 | 7,651 | 8,049 | 8,186 |
| North Dakota | 636 | 635 | 638 | 641 | 645 | 641 | 639 | 634 | 642 | 634 |
| Ohio | 11,016 | 11,091 | 11,102 | 11,151 | 11,173 | 11,186 | 11,209 | 11,257 | 11,353 | 11,374 |
| Oklahoma | 3,212 | 3,231 | 3,258 | 3,278 | 3,301 | 3,317 | 3,347 | 3,358 | 3,451 | 3,460 |
| Oregon | 2,977 | 3,032 | 3,086 | 3,141 | 3,204 | 3,243 | 3,282 | 3,316 | 3,421 | 3,473 |
| Pennsylvania | 12,009 | 12,048 | 12,053 | 12,072 | 12,056 | 12,020 | 12,002 | 11,994 | 12,281 | 12,287 |
| Puerto Rico | 3,522 | 3,622 | 3,686 | 3,719 | 3,733 | 3,806 | 3,857 | 3,890 | 3,809 | 3,840 |
| Rhode Island | 1,005 | 1,000 | 997 | 990 | 990 | 987 | 989 | 991 | 1,048 | 1,059 |
| South Carolina | 3,603 | 3,643 | 3,664 | 3,673 | 3,699 | 3,760 | 3,836 | 3,886 | 4,012 | 4,063 |
| South Dakota | 711 | 715 | 721 | 729 | 732 | 738 | 738 | 733 | 755 | 757 |
| Tennessee | 5,024 | 5,099 | 5,175 | 5,256 | 5,320 | 5,368 | 5,430 | 5,484 | 5,689 | 5,740 |
| Texas | 17,656 | 18,031 | 18,378 | 18,724 | 19,128 | 19,439 | 19,759 | 20,044 | 20,852 | 21,325 |
| Utah | 1,813 | 1,860 | 1,908 | 1,952 | 2,000 | 2,059 | 2,099 | 2,130 | 2,233 | 2,270 |
| Vermont | 570 | 576 | 581 | 585 | 589 | 589 | 591 | 593 | 609 | 613 |
| Virginia | 6,377 | 6,491 | 6,552 | 6,619 | 6,675 | 6,734 | 6,792 | 6,873 | 7,079 | 7,188 |
| Washington | 5,136 | 5,255 | 5,343 | 5,431 | 5,533 | 5,610 | 5,689 | 5,756 | 5,894 | 5,988 |
| West Virginia | 1,812 | 1,820 | 1,822 | 1,828 | 1,826 | 1,816 | 1,811 | 1,807 | 1,808 | 1,802 |
| Wisconsin | 5,007 | 5,038 | 5,081 | 5,123 | 5,160 | 5,170 | 5,223 | 5,250 | 5,364 | 5,402 |
| Wyoming | 466 | 470 | 476 | 480 | 481 | 480 | 481 | 480 | 494 | 494 |
| TOTAL | 258,553 | 257,904 | 264,026 | 266,477 | 269,018 | 271,442 | 274,156 | 276,578 | 285,231 | 288,637 |

Source: U.S. Bureau of the Census, 2002.

State Court Organization 1998

The Bureau of Justice Statistics and the National Center for State Courts announce *State Court Organization, 1998*. Copies are available from the National Criminal Justice Reference Service and also on the Internet at <http://www.ojp.usdoj.gov/bjs/abstract/sco98.htm>. The newest edition covers most of the topics included in the 1993 edition and several new topics as well. Notable additions are tables on court automation, specialized courts, the administrative authority of presiding trial court judges, and the processing of domestic violence cases. A table of contents appears below:

1. **Courts and Judges**
 - 1 Appellate Courts in the United States
 - 2 Number of Appellate Court Justices
 - 3 Trial Courts and Trial Court Judges of the United States
 - 27 Special Calendars in Appellate Courts
 - 28 Limitations on Oral Argument in Appellate Courts
 - 29 Type of Court Hearing Administrative Agency Appeals
2. **Judicial Selection and Service**
 - 4 Selection of Appellate Court Judges
 - 5 Terms of Appellate Court Judges
 - 6 Qualifications to Serve as an Appellate Court Judge
 - 7 Selection and Terms of Trial Court Judges
 - 8 Qualifications to Serve as a Trial Court Judge
 - 9 Judicial Nominating Commissions
 - 10 Provisions for Mandatory Judicial Education
 - 11 Judicial Performance Evaluation
 - 12 Judicial Discipline: Investigating and Adjudicating Bodies
3. **The Judicial Branch: Governance, Funding, and Administration**
 - 13 Governance of the Judicial Branch
 - 14 The Rule Making Authority of Courts of Last Resort by Specific Areas
 - 15 Judicial Councils and Conferences: Composition and Function
 - 16 Judicial Compensation Commissions
 - 17 Preparation and Submission of the Judicial Branch Budget
 - 18 Sources of Trial Court Funding and Staffing by Selected Expenditure Items
 - 19 Appellate Court Responsibilities and Staffing by Function
 - 20 Administrative Office of the Courts: Trial Court Responsibilities and Staffing by Function
 - 21 Court Automation
4. **Appellate Courts: Jurisdiction, Staffing, and Procedures**
 - 22 Mandatory and Discretionary Jurisdiction of Appellate Courts
 - 23 Structure of Panels Reviewing Discretionary Petitions
 - 24 Clerks of Appellate Courts: Numbers and Method of Selection
 - 25 Provisions of Law Clerks to Appellate Court Judges
 - 26 Expediting Procedures in Appellate Courts
5. **Trial Courts: Administration, Procedures, Specialized Jurisdiction**
 - 30 Authority of Administrative Judges
 - 31 Trial Court Clerks
 - 32 Trial Court Administrators
 - 33 Specialized Court Jurisdiction: Drug Courts
 - 34 Specialized Court Jurisdiction: Family Courts
 - 35 Provisions for Processing Domestic Violence Cases
 - 36 Tribal Courts
 - 37 Media Coverage of Trial and Appellate Courts
 - 38 The Defense of Insanity: Standards and Procedures
6. **The Jury**
 - 39 Trial Juries: Qualifications and Source Lists for Juror Service
 - 40 Trial Juries: Exemptions, Excusals, and Fees
 - 41 Trial Juries: Who Conducts Voir Dire and the Allocation of Peremptory Challenges
 - 42 Trial Juries: Size and Verdict Rules
 - 43 Grand Juries: Composition and Functions
7. **The Sentencing Context**
 - 44 Sentencing Statutes: Key Definitions and Provisions for Sentence Enhancement
 - 45 Jurisdiction for Adjudication and Sentencing of Felony Cases
 - 46 Sentencing Procedures in Capital and Non-Capital Felony Cases
 - 47 The Availability of Intermediate Sanctions
 - 48 Active Sentencing Commissions/Sentencing Guideline Systems
 - 49 Collateral Consequences of a Felony Conviction
 - 50 Good Time Accumulation and Parole
8. **Court Structure Charts**

State Court Organization, 1998, the fourth in a series initiated in 1980, is a joint effort by the Bureau of Justice Statistics, the Conference of State Court Administrators, and the National Center for State Courts.

THE NATIONAL
CENTER
FOR STATE
COURTS



WILLIAMSBURG, VA

300 Newport Avenue (23185)
P.O. Box 8798
Williamsburg, VA 23187-8798

DENVER, CO

1331 17th St., Ste. 402
Denver, CO 80202-1554

ARLINGTON, VA

2425 Wilson Blvd., Ste. 350
Arlington, VA 22201

Association Services

(800) 616-6165

Consulting

(800) 466-3063

Education

(800) 616-6206

Government Relations

(800) 532-0204

Information

(800) 616-6164

International Programs

(800) 797-2545

Publications

(888) 228-6272

Research

(800) 616-6109

Technology

(888) 846-6746

The National Center for State Courts is an independent, nonprofit, tax-exempt organization in accordance with Section 501(c)(3) of the Internal Revenue code. To find out about supporting the work and mission of The National Center, contact The National Center's Development Office at 1-800-616-6110, or development@ncsc.dni.us.

A joint project of the Conference of State Court Administrators,
the Bureau of Justice Statistics, and NCSC



BJS



National Center for State Courts
ISBN 0-89656-222-0