



# State Court Caseload Statistics, 1993

- State Court Structures
- Jurisdiction and Reporting Practices
  - State Court Caseloads
- Court Statistics Project Methodology

Nese  
KF  
180  
C74  
1993  
e.2

---

# State Court Caseload Statistics, 1993

## Court Statistics Project Staff

*Brian J. Ostrom*  
Director

*Neal Kauder*  
Research Associate

*Karen Gillions Way*  
Research Analyst

*Carol R. Flango*  
Research Analyst



A joint project of the Conference of State Court Administrators,  
the State Justice Institute, the Bureau of Justice Statistics,  
and the National Center for State Courts' Court Statistics Project

*held*  
*4-3-95*

Library  
National Center for State Courts  
300 Newport Ave.  
Williamsburg, VA 23187-8798

Copyright 1995  
National Center for State Courts  
ISBN 0-89656-149-6  
National Center Publication Number R-169A

Suggested Citation:  
Court Statistics Project, State Court Caseload Statistics, 1993  
(National Center for State Courts 1995)

This report was developed under Grant SJI-91-07X-C-B-007-P94-1 from the State Justice Institute. Points of view are those of the authors and do not necessarily represent the official position or policies of the State Justice Institute.

## ***Conference of State Court Administrators Court Statistics Committee***

J. Denis Moran, Chairman (1983 to present)  
Director of State Courts, Wisconsin

Robert Barnoski (1990 to present)  
Manager, Research & Information Services, Office  
of the Administrator for the Courts, Washington

John A. Clarke (1988 to present)  
Executive Officer, Los Angeles Superior Court

Hugh M. Collins (1982 to present)  
Judicial Administrator, Louisiana

Howard W. Conyers (1990 to present)  
Administrative Director of the Courts, Oklahoma

Robert L. Doss, Jr. (1990 to present)  
Administrative Director of the Courts, Georgia

Marc Galanter (1986 to present)  
Evjue-Bascom Professor of Law, University  
of Wisconsin

Daniel J. Hall (1990 to present)  
Director of Planning and Analysis, Office  
of the State Court Administrator, Colorado

Judge Aaron Ment (1991 to present)  
Chief Court Administrator, Connecticut

William J. O'Brien (1994 to present)  
State Court Administrator, Missouri

John T. Olivier (1991 to present)  
Deputy Clerk, Supreme Court of Louisiana

Howard P. Schwartz (1992 to present)  
Judicial Administrator, Kansas

## ***National Center for State Courts Board of Directors***

Warren E. Burger, Honorary Chairman  
Chief Justice of the United States, Retired

Chief Justice Ellen Ash Peters, Chairperson  
Supreme Court of Connecticut

Chief Justice Thomas J. Moyer, Chairperson-Elect  
Supreme Court of Ohio

Judge Aaron Ment, Vice-Chairperson  
Chief Court Administrator, Connecticut

K. Kent Batty  
Executive Court Administrator  
3rd Judicial District Court, Michigan

Judge Thelma Cummings-Moore  
Superior Court of Fulton County, Georgia

Associate Justice Christine Meaders Durham  
Supreme Court of Utah

Judge Aubrey Ford, Jr.  
District Court of Macon County, Alabama

Sheila Gonzalez  
Ventura Superior Municipal Courts, California

Judge Sarah Dickinson Grant  
Court of Appeals, Arizona

Judge Marion Guess, Jr.  
Probate Court of DeKalb County, Georgia

Nicholas deB. Katzenbach  
Riker, Danzig, Sherer, Hyland & Perretti  
New Jersey

Judge William G. Kelly  
Michigan District Court

Chief Justice Arthur A. McGiverin  
Supreme Court of Iowa

Mary Campbell McQueen  
State Court Administrator, Washington

Norman H. Meyer, Jr.  
Chief Deputy Clerk, U.S. District Court  
Arizona

William G. Paul  
Sr. Vice-President & General Counsel  
Phillips Petroleum Company, Oklahoma

District Judge Charles H. Pelton  
7th Judicial District, Iowa

Chief Justice Lyle Reid  
Supreme Court of Tennessee

Presiding Judge Jesus Rodriguez  
San Diego County Superior Court, California

Larry L. Sipes  
President, National Center for State Courts

Joseph C. Steele  
State Court Administrator, Nebraska



# Acknowledgments

---

The members of the Court Statistics Project gratefully acknowledge assistance and guidance from throughout the state court community. Our main debt of gratitude is to the state court administrators, the appellate court clerks, and their staffs who have provided the bulk of the information included in *Examining the Work of State Courts, 1993* and *State Court Caseload Statistics, 1993*. They have been consistently patient and helpful in answering written and telephone inquiries for more data or for explanations of the data provided. We owe a special debt of gratitude to the staff members of the administrative offices of the courts and of the appellate courts who serve as contact persons between their offices and the Court Statistics Project.

The content and design of all products produced by the CSP benefit greatly from the guidance of the 12 members of the Conference of State Court Administrators' Court Statistics Committee. The committee members have given generously of their time, talent, and experience, and their participation has been invaluable to the project staff.

The past year was a period of transition for the Court Statistics Project. Two long-time members of the project, Steven E. Hairston and Natalie B. Davis, ended their formal association with the CSP in 1994. Their strong commitment to the work and quality of the CSP is greatly appreciated, and their unfailing good cheer will be missed.

The Court Statistics Project is funded through the generous support of the State Justice Institute. SJI's commitment to the project is greatly appreciated, as is the input from Kathy Schwartz, the project monitor. It should be noted that the points of view stated in *Examining the Work of State Courts* are those of the authors and do not necessarily represent the policies of the State Justice Institute.

A special debt is owed to the advice and editorial skills of our colleagues Roger A. Hanson, David B. Rottman, and Susan L. Keilitz, who offered a range of constructive input that considerably improved the final product. Both *Examining the Work of State Courts, 1993* and *State Court Caseload Statistics, 1993* benefited greatly from the careful editing of Bill Fishback, while the page design and preparation for publication was managed skillfully by Hisako Sayers.

Responsibility for the information and the analysis reported in this document nevertheless rests fully with the Court Statistics Project staff. The more general responsibility for the development of the CSP products and promoting improvements to court statistics is shared with the National Center for State Courts management, working under the policy direction of the COSCA Court Statistics Committee.

# Preface

---

Past users of the *State Court Caseload Statistics: Annual Report* series will notice a different format used in presenting this year's caseload statistics. Previous compilations of caseload statistics by the Court Statistics Project were contained in a one-volume report. Each volume combined statistics, such as those found in this document, with a narrative discussion and analysis of the current work of the state courts and how it has been changing over time.

The decision to reconfigure the *Report* series is a direct result of the different types of requests and inquiries about state court information received each year by the Court Statistics Project. First, are those interested in what these statistics *mean*; that is, how these numbers are relevant to and can help inform ongoing public policy debates. These people want the Project's analysis and interpretation of the data.

The other main group are those people who want specific information about particular court systems. For example, many are interested in doing their own cross-state comparisons or in examining the implications of caseload volume on the work and resource needs of specific state courts. In addition, the Project receives many requests for permission to reprint individual state court structure charts, while others want to construct a more complete descriptive profile by drawing on the broad range of information that is reported state-by-state in the Structure Charts, Figures, and Caseload Tables.

Beginning this year, the CSP is making information available in three distinct formats that we believe will better serve the needs of the Project's constituents. First is this volume, *State Court Caseload Statistics, 1993*. This product offers all interested parties high quality, baseline information on state court structure, jurisdiction, reporting practices, and caseload volume and trends. This information is also available through the Inter-University Consortium or to anyone who requests a copy from the Court Statistics Project.

In a second publication, *Examining the Work of State Courts, 1993*, the CSP provides a readable overview, with easy to understand graphics and tables, of current state court activity and trends. The goal of this work is to provide a comprehensive yet nontechnical presentation of the demands currently being placed on state courts and how caseloads have evolved over the past 10 years. Judges, policymakers, and practitioners will find this document useful for a range of planning and research needs, as well as for gaining a greater appreciation for the business of state courts.

Finally, *State Court Organization, 1993*, which is also available from the National Center for State Courts, provides an exhaustive compilation of information on state court structure and operations. This volume, the third in the series, complements and extends the information on court jurisdiction and reporting practices provided here. A detailed table of contents for *State Court Organization 1993* is reprinted on page 232.

# Introduction

---

## Using State Court Caseload Statistics

This introduction provides an overview to the uses, ingredients, and interpretation of state court caseload statistics. This examination is offered at a time of significant improvements to the quality of court statistics in general and to the comparability of those statistics across the states in particular. To help realize the potential of caseload statistics, three main questions are considered: Why are caseload statistics useful? What are their ingredients? How can they address practical problems?

This is not a “technical” document. Although it is assumed that the reader has an interest in what courts are doing, there is no expectation of statistical expertise. Moreover, virtually all courts and states currently possess the information required to use caseload statistics. A count of the number of cases filed and disposed by month, quarter, or year is all that is needed to get started. Part of the message, however, is that with a small additional investment in effort, the potential exists to enhance appreciably a court’s capacity to identify and solve emerging problems and to present the case for the court system’s achievements and resource needs authoritatively.

## Why Are Caseload Statistics Useful?

Argued in abstract, caseload statistics are important because they are analogous to the financial information business firms use to organize their operations. Because a court case is the one common unit of measurement available to all court managers, caseload statistics are the single best way to describe what courts are doing currently and to predict what they will do.

The pragmatic justification for caseload statistics is more compelling. Few would argue that the state courts are currently funded at a generous level. State budget offices routinely cast a cold eye on requests for additional judgeships, court support staff, or court facilities. Because the executive and legislative branches of the government are sophisticated producers and consumers of statistics, comparable expertise is needed by the judicial branch. Skillfully deployed caseload statistics provide powerful evidence for justifying claims to needed resources.

Occasionally, information on the combined caseload of all the state courts becomes imperative. State courts as a whole are disadvantaged in debates over where to draw the jurisdictional boundaries between the federal and state court systems. Current controversies include diversity-of-citizenship in civil matters and drug cases, which the recent *Report of the Federal Courts Study Committee* proposed be transferred out of the federal courts and into the state courts.<sup>2</sup> What would be the impact of such proposals? Only comprehensive state court caseload statistics can answer this question.

*The secret language of statistics, so appealing in a fact-minded culture, is employed to sensationalize, confuse, and oversimplify. Statistical methods and statistical terms are necessary in reporting the mass data of social and economic trends, business conditions, “opinion” polls, the census. But without writers who use the words with honesty and understanding and readers who know what they mean, the results can be ... nonsense.<sup>1</sup>*

<sup>1</sup> Darrell Huff, *How to Lie with Statistics*. New York: W.W. Horton, 1954, p.8.

<sup>2</sup> *Judicial Council of the United States, Federal Courts Study Committee. Report of the Federal Courts Study Committee: April 2, 1990.* Philadelphia: Federal Courts Study Committee, 1990.

In response to perceived difficulties in using caseload statistics, it must be noted that they are simply counts of court activity. They are not inherently complex or obscure. The day-to-day activities of most court systems can generate the basic information that translates into caseload statistics. No extraordinary effort is required.

Like other statistics, however, caseload statistics are susceptible to twists and turns that can mislead or distort. Those twists and turns become particularly troublesome when comparisons are made across courts in any one state or among states. Yet, valid comparisons are potentially powerful tools for managing a court system, for determining and justifying the need for additional resources, and for planning.

Frequent reference is made throughout this report to a model approach for collecting and using caseload information.<sup>3</sup> The Conference of State Court Administrators and the National Center for State Courts jointly developed that approach over the last 17 years. The key to the approach is comparison: comparison among states and comparison over time. The COSCA/NCSC approach makes comparison possible, although at times it highlights some aspects that remain problematic when building a comprehensive statistical profile of the work of state appellate and trial courts nationally.

## What Are the Ingredients of Caseload Statistics?

Five types of information are required for efficient caseload statistics: (1) counts of pending, filed, and disposed cases; (2) the method by which the count is taken (i.e., the unit of count that constitutes a case and the point at which the count is taken); (3) the composition of the counting categories (the specific types of cases that are included); (4) court structure and jurisdiction to decide cases; and (5) statistical adjustments that enhance the comparability and usefulness of case counts.

**Counts** are taken of the number of cases that are pending at the start of a reporting period, the number of cases filed during the period, the number of cases disposed during the period, and the number of cases left pending at the end of the period. Counts of caseloads are typically organized according to the major types of cases (civil, criminal, juvenile, and traffic/other ordinance violations). However, there is still only limited uniformity among the states in the degree of detail or the specific case categories used despite the direction offered by the *State Court Model Statistical Dictionary*.

**Methods** for taking counts vary. The greatest variation occurs in what, precisely, a court counts as a case. Some courts actually count the number of a particular kind of document, such as an indictment in a criminal case.

3 The current status of that approach is elaborated in the *State Court Model Statistical Dictionary* (1989 edition).

---

There is also variation in the point in the litigation process when the count is taken. For example, some appellate courts count cases when the notice of appeal is filed, others when the trial court record is filed, and still others when both the trial record and briefs are filed with the court.

**Composition** refers to the construction of caseload reporting categories that contain similar types of cases for which counts are taken of pending, filed, or disposed of cases. Once a standard is defined for the types of cases that belong in a category, it becomes possible to compare court caseloads. The standard adopted by the Court Statistics Project is defined in the *State Court Model Statistical Dictionary*.

A count can be complete, meaning that it includes all of the types of cases in the definition; incomplete in that it omits some case types that should be included; overinclusive in that it includes some case types that should not be included; or both incomplete and overinclusive. For instance, the model approach treats an accusation of driving while intoxicated (DWI/ DUI) as part of a court's criminal caseload. If a state includes such offenses with traffic cases rather than criminal cases, the criminal caseload statistics will be incomplete, and the traffic caseload statistics will be overinclusive.

Court structure and jurisdiction to decide cases indicate whether a count includes all of the relevant cases for a given locality or state. Two or more courts in a jurisdiction may share the authority to decide a particular type of case. Thus, in many states, both a court of general jurisdiction and a court of limited jurisdiction may hear misdemeanor cases. Similarly, complaints in torts or contracts below a set maximum dollar amount can often be filed in either court.

In some courts, jurisdiction is restricted to specific proceedings. An example is a preliminary hearing in a lower court to determine whether a defendant should be bound over for trial in the court of general jurisdiction.

Information on court structure and jurisdiction is therefore essential to the use of any state's caseload statistics. Each state has established various levels and types of courts. The lack of uniformity in court structure and jurisdiction even extends to the names given to the courts of various levels. The supreme court in most states is the court of last resort, the appellate court with final jurisdiction over all appeals within the state. In New York, however, the title supreme court denotes the main general jurisdiction trial court. A knowledge of court structure and jurisdiction is necessary before one can determine whether like is being compared to like.

**Adjustments** help make counts of cases more interpretable. Case filings per 100,000 population provide a standard measure of caseload levels that

adjusts for differences in population among the states. The number of case dispositions as a percentage of case filings in a given time period offers a clearance rate, a summary measure of whether a court or state is keeping up with its incoming caseload. The number of case filings or case dispositions per judge is a useful expression of the workload confronting a court.

Such simple adjustments transform counts of cases into comparable measures of court activity. It is also possible to make adjustments to counts of cases to estimate the impact of missing information or to make allowances for differences in methods of count used by state courts. Other calculations reveal important aspects of court activity. For example, the percentage of petitions granted by an appellate court indicates how many cases will be heard on the merits, which require briefing and oral arguments or other steps that create substantial demands on court time and resources.

## **How Should Caseload Statistics Be Used to Solve Problems?**

Caseload statistics can form a response to certain types of problems that courts face. One set of problems relates to the volume of cases that a court must hear and to the composition of that caseload. Drug cases offer an example. Have drug filings risen more rapidly than other types of criminal cases? Are drug cases more likely to be disposed at trial than other felonies? Do they take longer to resolve in the trial court? How common is it for drug cases to be appealed? How does the trend in drug filings in one section of the country compare with trends in other regions?

A related set of problems revolves around the adequacy of court resources. How many cases are typically handled by a judge in the state courts? As caseloads continue to rise, have judicial resources kept pace? Is the provision of judicial support staff in one state adequate when compared to the staff in another state with comparable filings or dispositions per judge?

A third set of problems relates to the pace of litigation. Are more new cases being filed annually than the court is disposing during the year, thus increasing the size of the pending caseload? How long do cases take to be resolved in the trial court? In the appellate court? What proportion of cases is disposed of within the court's or ABA's time standards?

The model approach developed by COSCA and the NCSC answers such questions. Virtually all states, as well as many individual trial courts, publish their caseload statistics in annual reports. Yet the diverse methods that states employ to collect information on caseloads restrict the usefulness of the resulting information. It may seem as if courts in one state use the mark, others the yen, and still others the dollar. This approach looks at how caseload information can be organized nationally to address problems facing state court systems and individual courts.

---

## Comparability

The caseload statistics from each state are collated into a coherent, comprehensive summary of all state court activity and published annually by the Court Statistics Project. The report contains tables, charts, and figures that are often lengthy and crowded with symbols and explanatory matter. This does not negate the underlying simplicity or usefulness of caseload statistics as counts of court activity.

The available statistics reflect the varied responses individual trial courts and states have made to such practical problems as what constitutes a case, whether to count a reopened case as a new filing, and whether a preliminary hearing binding a defendant over to a court of general jurisdiction is a case or merely an event equivalent to a motion.

Comparability is a more substantial issue than completeness. Six reporting categories are used by the Court Statistics Project. Appellate caseloads are divided into mandatory and discretionary cases. Trial court caseloads are divided into criminal, civil, juvenile, and traffic/other ordinance violation cases. Abbreviated definitions of these categories are:

### APPELLATE COURT

*mandatory case:* appeals of right that the court must hear and decide on the merits

*discretionary case:* petitions requesting court review that, if granted, will result in the case being heard and decided on its merits

### TRIAL COURT

*civil case:* requests for an enforcement or protection of a right or the redress or prevention of a wrong

*criminal case:* charges of a state law violation

*juvenile petition:* cases processed through the special procedures that a state established to handle matters relating to individuals defined as juvenile

*traffic/other ordinance violation:* charges that a traffic ordinance or city, town, or village ordinance was violated

These categories represent the lowest common denominator: what one can reasonably expect most states to provide.



The advent of automated information systems means that states increasingly collect more detailed information, distinguishing tort cases from other civil filings and personal injury cases from other tort filings. Similarly, some states distinguish between various types of felonies and misdemeanors within their criminal caseloads, including the separation of drug cases from others.

Another aspect of comparability is whether the caseload count from a particular court includes all the relevant cases for a given locality or state. In some states, one court may have complete jurisdiction over a particular type of case, while in others the jurisdiction is shared between two or more courts. For example, to get a complete count of discretionary filings at the appellate level, one may only have to check the count in the COLR (states without an intermediate appellate court (IAC) or states where the IAC has only mandatory jurisdiction) or it may be necessary to examine both the COLR and the IAC (states that allocate discretionary jurisdiction to both the COLR and IAC). Therefore, when making comparisons with state court caseload statistics, it is essential to have an awareness of the variation on court structure and jurisdiction.

The court structure charts summarize in a one-page diagram the key features of each state's court organization. The format meets two objectives: (1) it is comprehensive, indicating all court systems in the state and their interrelationship; and (2) it describes the jurisdiction of the court systems using a comparable set of terminology and symbols. The court structure charts employ the common terminology developed by the NCSC Court Statistics Project for reporting court statistics.

The charts identify all the state courts in operation during the year and describe each court system's geographic and subject matter jurisdiction. The charts also provide basic descriptive information, such as the number of authorized judicial posts and whether funding is primarily local or state. Routs of appeal are indicated by lines, with an arrow showing which court receives the appeal or petition.

## Conclusion

Caseload statistics are less complex and more practical than often imagined. By following relatively simple steps, courts, state court administrative offices, trial court administrative offices, trial court administrators, and others can more effectively use the statistics that they currently produce. A useful point of reference when considering an upgrade to the quality and quantity of information currently being collected is the *State Court Statistical Dictionary*.

---

The flexibility and power of automated record systems means that the information compiled nationally to describe state court caseloads is becoming more comparable year by year. Caseload data available for the 1990s will be significantly more comparable across the states than what has been published in the past. Differences among states in the criminal and juvenile unit of count will continue to make comparisons tentative for those cases. Still, those differences do not affect comparisons of clearance rates or of trends.

What can be done to realize the potential that caseload statistics offer for planning and policymaking? There are three priorities. First, reliable statistics on the size of the active pending caseload are needed. Unless courts routinely review their records to identify inactive cases, an accurate picture of their backlogs is not possible. Second, information on the number of cases that reach key stages in the adjudication process would be an important addition. How many "trial notes of issue" are filed in civil cases? In what proportion of civil cases is no answer ever filed by the defendant? Third, revisions to court record systems should consider the feasibility of including information on the workload burden being imposed on the court through pretrial conferences, hearings, and trial settings.

Accurate and comprehensive statistics are ultimately important because they form part of the currency when public policy is debated and decided in a "fact-minded culture." Those organizations and interests that master the statistics that describe their work and output are at an advantage in the competition for scarce resources. The Court Statistics Project offers the state court community a resource for both examining itself and representing its case to the larger commonwealth.

# Contents

---

v	<b>Acknowledgments</b>
vii	<b>Preface</b>
ix	<b>Introduction</b>
ix	Using State Court Caseload Statistics
ix	Why Are Caseload Statistics Useful?
x	What Are the Ingredients of Caseload Statistics?
xii	How Should Caseload Statistics Be Used to Solve Problems?
xiii	Comparability
xiv	Conclusion
1	<b>State Court Structure Charts</b>
3	Understanding the Court Structure Charts
3	Appellate Courts
4	Trial Courts
5	Symbols and Abbreviations
61	<b>Jurisdiction and State Court Reporting Practices</b>
63	Figure A: Reporting Periods for All State Courts, 1993
65	Figure B: Methods of Counting Cases in State Appellate Courts, 1993
72	Figure C: Dollar Amount Jurisdiction for Original Tort, Contract, Real Property Rights, and Small Claims Filings in State Trial Courts, 1993
78	Figure D: Criminal Case Unit of Count Used by State Trial Courts, 1993
84	Figure E: Juvenile Unit of Count Used in State Trial Courts, 1993
89	Figure F: State Trial Courts with Incidental Appellate Jurisdiction, 1993
95	Figure G: Number of Judges/Justices in State Trial Courts, 1993
97	Figure H: Method of Counting Civil Cases in State Trial Courts, 1993
103	<b>State Court Caseload Tables</b>
105	TABLE 1: Reported National Caseload for State Appellate Courts, 1993. Mandatory jurisdiction cases and discretionary jurisdiction petitions in courts of last resort and intermediate appellate courts.
106	TABLE 2: Reported Total Caseload for All State Appellate Courts, 1993. Total mandatory cases, total discretionary petitions, and total discretionary petitions granted that are filed and disposed. The number of and filed-per-judge figures for both the sum of mandatory cases and discretionary petitions, and the sum of mandatory cases and discretionary petitions granted. Court type and the point at which cases are counted.
117	TABLE 3: Selected Caseload and Processing Measures for Mandatory Cases in State Appellate Courts, 1993. Court type. Filed and disposed cases. Disposed as a percent of filed. Number of judges. Filed per judge. Filed per 100,000 population.
122	TABLE 4: Selected Caseload and Processing Measures for Discretionary Petitions in State Appellate Courts, 1993. Court type. Filed and disposed cases. Disposed as a percent of filed. Number of judges. Filed per judge. Filed per 100,000 population.

127	TABLE 5:	Selected Caseload and Processing Measures for Discretionary Petitions Granted in State Appellate Courts, 1993. Court type. Filed, filed granted, and granted disposed cases. Granted as a percent of filed. Disposed as a percent of granted. Number of judges. Filed granted per judge.
132	TABLE 6:	Opinions Reported by State Appellate Courts, 1993. Opinion unit of count. Composition of opinion count. Signed opinions. Number of justices/judges. Number of lawyer support personnel.
136	TABLE 7:	Reported National Civil and Criminal Caseloads for State Trial Courts, 1993. Civil and criminal cases in general jurisdiction and limited jurisdiction courts.
138	TABLE 8:	Reported Grand Total State Trial Court Caseload, 1993. Jurisdiction, parking, criminal unit of count, and support/custody codes. Case filings and dispositions. Dispositions as a percentage of filings. Filings per 100,000 total population.
147	TABLE 9:	Reported Total State Trial Court Civil Caseload, 1993. Jurisdiction, support/custody codes. Case filings and dispositions. Dispositions as a percentage of filings. Filings per 100,000 total population.
155	TABLE 10:	Reported Total State Trial Court Criminal Caseload, 1993. Jurisdiction, criminal unit of count, and point of filing codes. Case filings and dispositions. Dispositions as a percentage of filings. Filings per 100,000 adult population.
163	TABLE 11:	Reported Total State Trial Court Traffic/Other Violation Caseload, 1993. Jurisdiction, parking codes. Case filings and dispositions. Dispositions as a percentage of filings. Filings per 100,000 total population.
170	TABLE 12:	Reported Total State Trial Court Juvenile Caseload, 1993. Jurisdiction, point of filing codes. Case filings and dispositions. Dispositions as a percentage of filings. Filings per 100,000 juvenile population.
174	TABLE 13:	Mandatory Caseload in State Appellate Courts, 1984-1993. Case filings and dispositions, 1984-1993.
184	TABLE 14:	Discretionary Caseload in State Appellate Courts, 1984-1993. Case filings and dispositions, 1984-1993.
192	TABLE 15:	Felony Caseload in State Trial Courts, 1984-1993. Case filings, 1984-1993.
196	TABLE 16:	Tort Caseload in State Trial Courts, 1984-1993. Case filings, 1984-1993.
199	<b>Appendix 1. Methodology</b>	
201	Court Statistics Project: Goals and Organization	
201	Evolution of the Court Statistics Project	
202	Sources of Data	
203	Data Collection Procedures	
204	Ongoing Data Collection	
205	Periodic Data Collection	
206	Completeness	
206	Comparability	
207	Footnotes	
208	Variations in Reporting Periods	
208	Final Note	

---

209	<b>Appendix 2. Sources of 1993 State Court Caseload Statistics</b>
215	<b>Appendix 3. Prototypes of State Appellate Court and Trial Court Statistical Spreadsheets</b>
227	<b>Appendix 4. State Populations</b>
229	Resident Population, 1993
231	Total State Population for Trend Tables, 1986-93

# **S**ate Court Structure Charts

# Understanding the Court Structure Charts

---

The court structure charts summarize in a one-page diagram the key features of each state's court organization. The format meets two objectives: (1) it is comprehensive, indicating all court systems in the state and their interrelationships, and (2) it describes the jurisdiction of the court systems, using a standard set of terminology and symbols. The court structure charts employ the common terminology developed by the National Center for State Court's Court Statistics Project for reporting caseload statistics.

The first chart is a prototype. It represents a state court organization in which there is one of each of the four court system levels recognized by the Court Statistics Project: courts of last resort, intermediate appellate courts, general jurisdiction trial courts, and limited jurisdiction trial courts. Routes of appeal from one court to another are indicated by lines, with an arrow showing which court receives the appeal or petition.

The charts also provide basic descriptive information, such as the number of authorized justices, judges, and magistrates (or other judicial officers). Each court system's subject matter jurisdiction is indicated using the Court Statistics Project case types. Information is also provided on the use of districts, circuits, or divisions in organizing the courts within the system and the number of courts.

The case types, which define a court system's subject matter jurisdiction, require the most explanation.

## Appellate Courts

The rectangle representing each appellate court contains information on the number of authorized justices; the number of geographic divisions, if any; whether court decisions are made en banc, in panels, or both; and the Court Statistics Project case types that are heard by the court. The case types are shown separately for mandatory and discretionary cases. The case types themselves are defined in other Court Statistics Project publications, especially *1984 State Appellate Court Jurisdiction Guide for Statistical Reporting* and *State Court Model Statistical Dictionary: 1989 Edition*.

An appellate court can have both mandatory and discretionary jurisdiction over the same Court Statistics Project case type. This arises, in part, because the Court Statistics Project case types are defined broadly to be applicable to every state's courts. There are, for example, only two appellate Court Statistics Project case types for criminal appeals: capital and noncapital. A court may have mandatory jurisdiction over felony cases, but discretionary jurisdiction over misdemeanors. The list of case

types would include “criminal” for both mandatory and discretionary jurisdiction. The duplication of a case type under both headings can also occur if appeals from one lower court for that case type are mandatory, while appeals from another lower court are discretionary. Also, statutory provisions or court rules in some states automatically convert a mandatory appeal into a discretionary petition—for example, when an appeal is not filed within a specified time limit. A more comprehensive description of each appellate court’s subject matter jurisdiction can be found in the *1984 State Appellate Court Jurisdiction Guide for Statistical Reporting*.

## **Trial Courts**

The rectangle representing each trial court also lists the applicable Court Statistics Project case types. These include civil, criminal, traffic/other violation, and juvenile. Where a case type is simply listed, it means that the court system shares jurisdiction over it with other courts. The presence of exclusive jurisdiction is always explicitly stated.

The absence of a case type from a list means that the court does not have that subject matter jurisdiction. The dollar amount jurisdiction is shown where there is an upper or a lower limit to the cases that can be filed in a court. A dollar limit is not listed if a court does not have a minimum or maximum dollar amount jurisdiction for general civil cases. In criminal cases, jurisdiction is distinguished between “felony,” where the court can try a felony case to verdict and sentencing, and “preliminary hearings,” which applies to those limited jurisdiction courts that can conduct preliminary hearings that bind a defendant over for trial in a higher court.

Trial courts can have what is termed incidental appellate jurisdiction. The presence of such jurisdiction over the decisions of other courts is noted in the list of case types as either “civil appeals,” “criminal appeals,” or “administrative agency appeals.” A trial court that hears appeals directly from an administrative agency has an “A” in the upper right corner of the rectangle.

For each trial court, the chart states the authorized number of judges and whether the court can impanel a jury. The rectangle representing the court also indicates the number of districts, divisions, or circuits into which the court system is divided. These subdivisions are stated using the court system’s own terminology. The descriptions, therefore, are not standardized across states or court systems.

Some trial courts are totally funded from local sources and some receive some form of state funds. Locally funded court systems are drawn with broken lines. A solid line indicates some or all of the funding is derived from state funds.



---

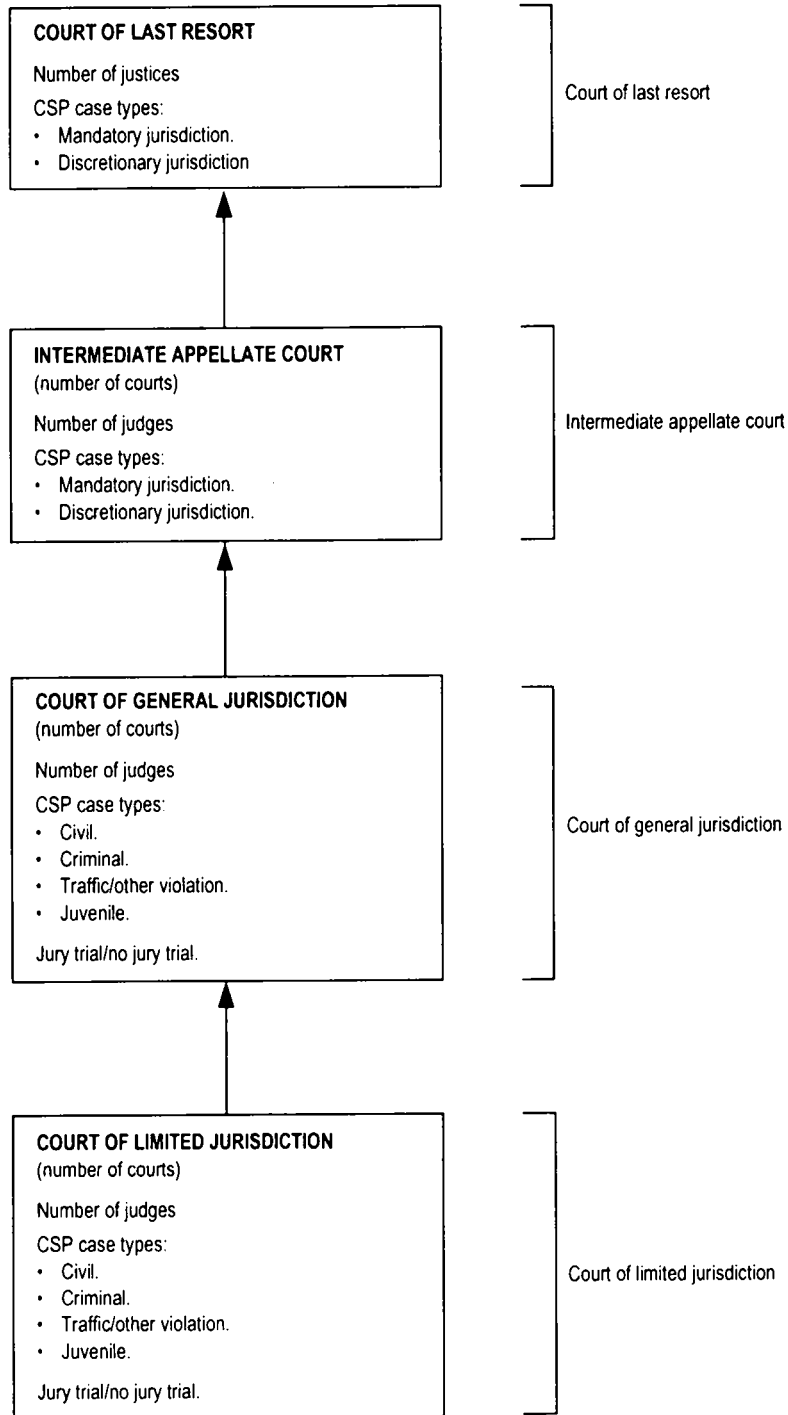
## Symbols and Abbreviations

An “A” in the upper right corner of a rectangle, representing either an appellate or a trial court, indicates that the court receives appeals directly from the decisions of an administrative agency. Where “administrative agency appeals” is listed as a case type, it indicates that the court hears appeals from decisions of another court on an administrative agency’s actions. It is possible for a court to have both an “A” designation and to have “administrative agency appeals” listed as a case type. Such a court hears appeals directly from an administrative agency (“A”) and has appellate jurisdiction over the decisions of a lower court that has already reviewed the decision of the administrative agency.

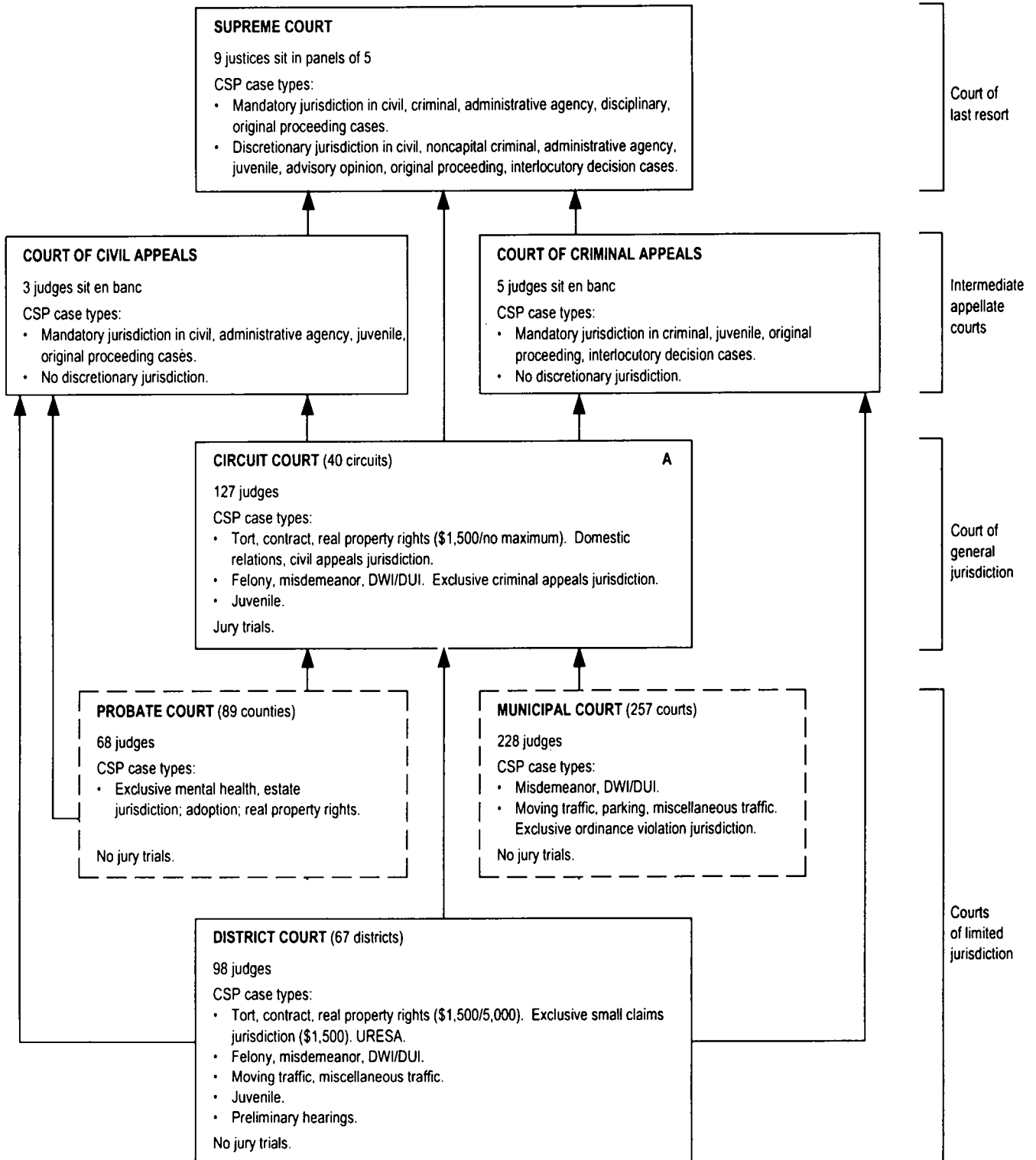
The number of justices or judges is sometimes stated as “FTE.” This represents “full-time equivalent” authorized judicial positions. “DWI/DUI” stands for “driving while intoxicated/driving under the influence.” The “SC” abbreviation stands for “small claims.” The dollar amount jurisdiction for civil cases is indicated in parentheses with a dollar sign. Where the small claims dollar amount jurisdiction is different, it is noted.

The court structure charts are convenient summaries. They do not substitute for the detailed descriptive material contained in the 47 tables of *State Court Organization, 1993*. Moreover, they are based on the Court Statistics Project’s terminology and categories. This means that a state may have established courts that are not included in these charts. Some states have courts of special jurisdiction to receive complaints on matters that are more typically directed to administrative boards and agencies. Since these courts adjudicate matters that do not fall within the Court Statistics Project case types, they are not included in the charts. The existence of such courts, however, is recognized in a footnote to the state’s court structure chart.

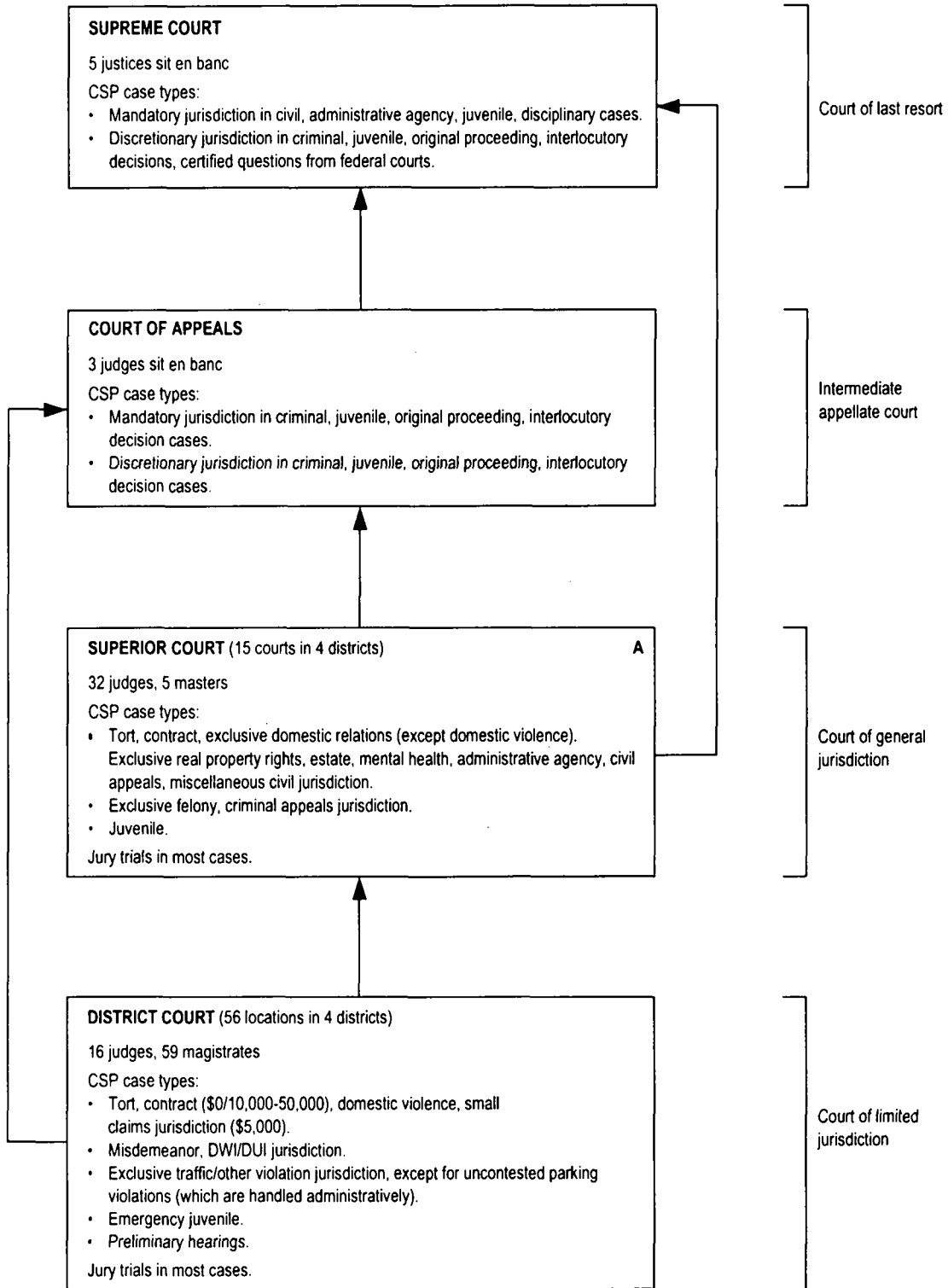
# STATE COURT STRUCTURE PROTOTYPE, 1993



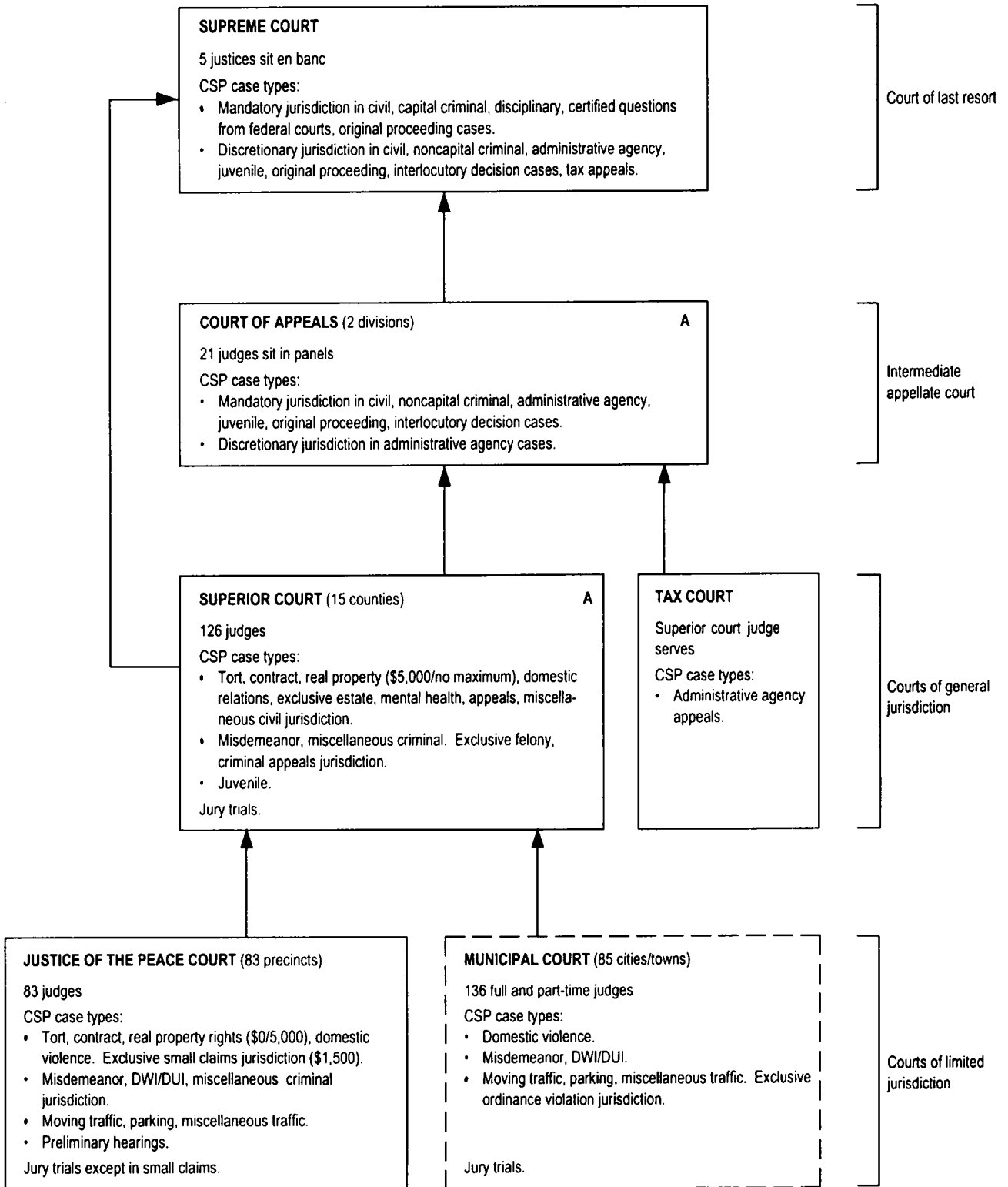
## ALABAMA COURT STRUCTURE, 1993



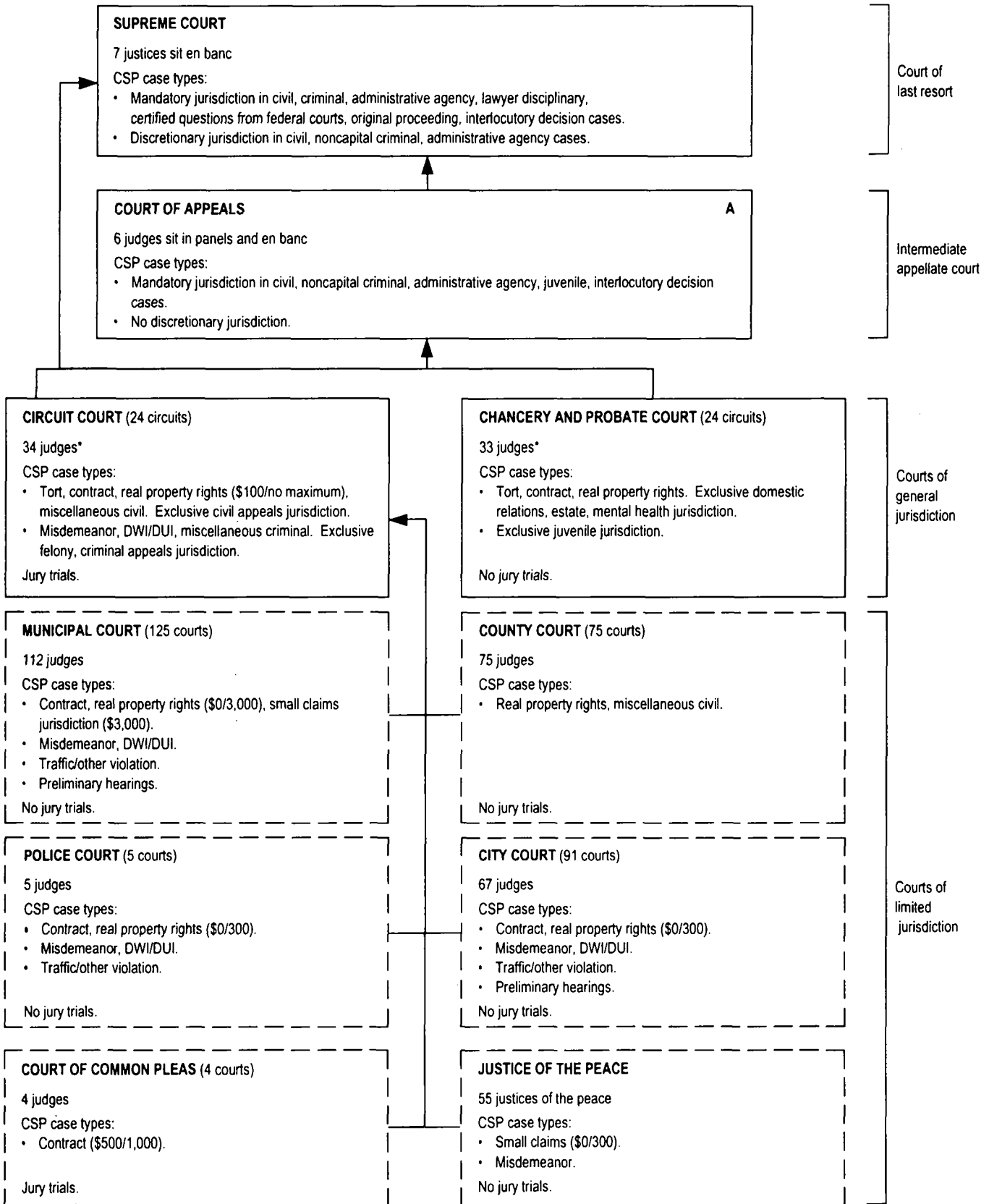
## ALASKA COURT STRUCTURE, 1993



## ARIZONA COURT STRUCTURE, 1993

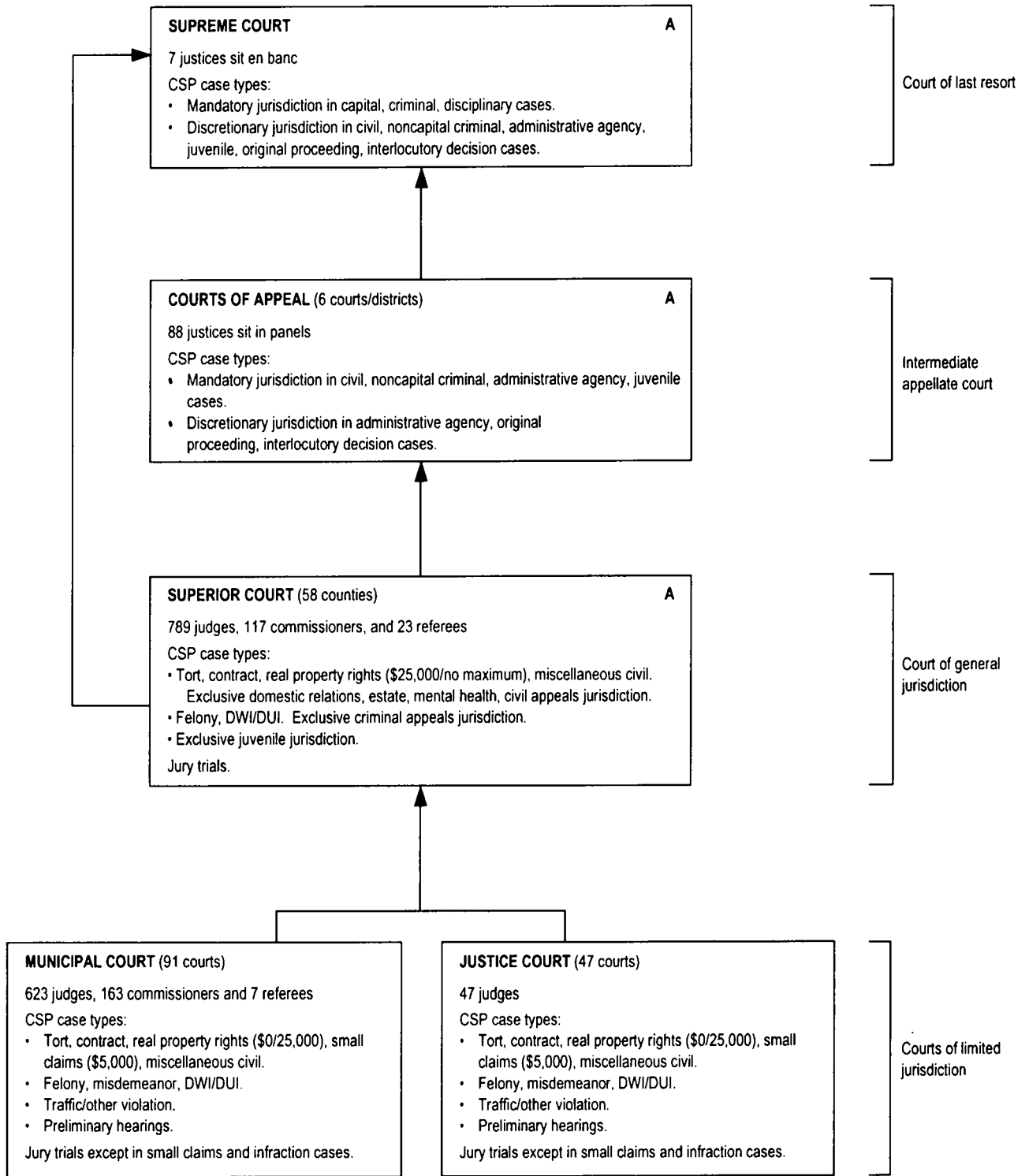


# ARKANSAS COURT STRUCTURE, 1993

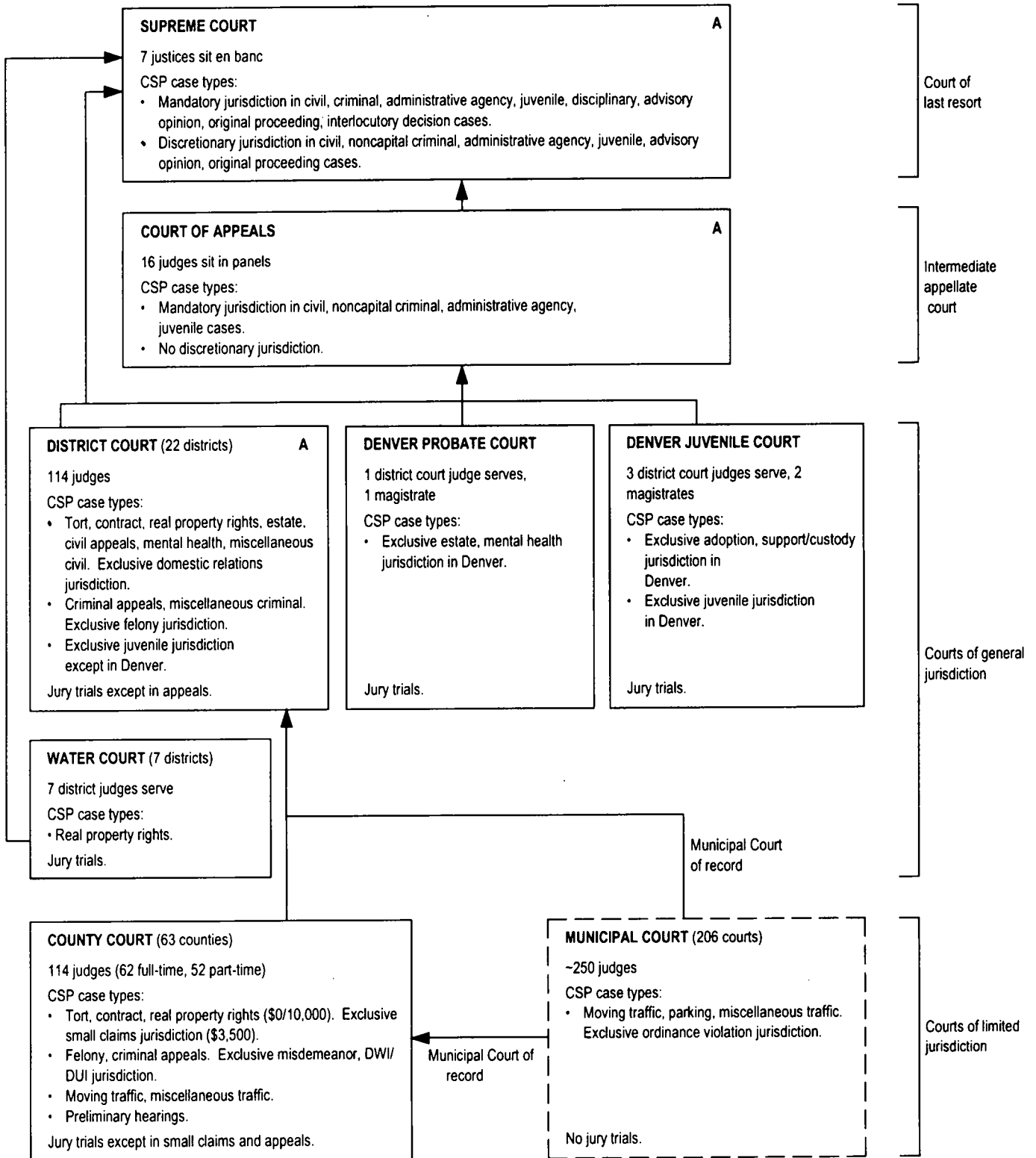


\* Thirty-three additional judges serve both circuit and chancery courts, 27 of which are primarily responsible for the juvenile division of chancery court.

## CALIFORNIA COURT STRUCTURE, 1993

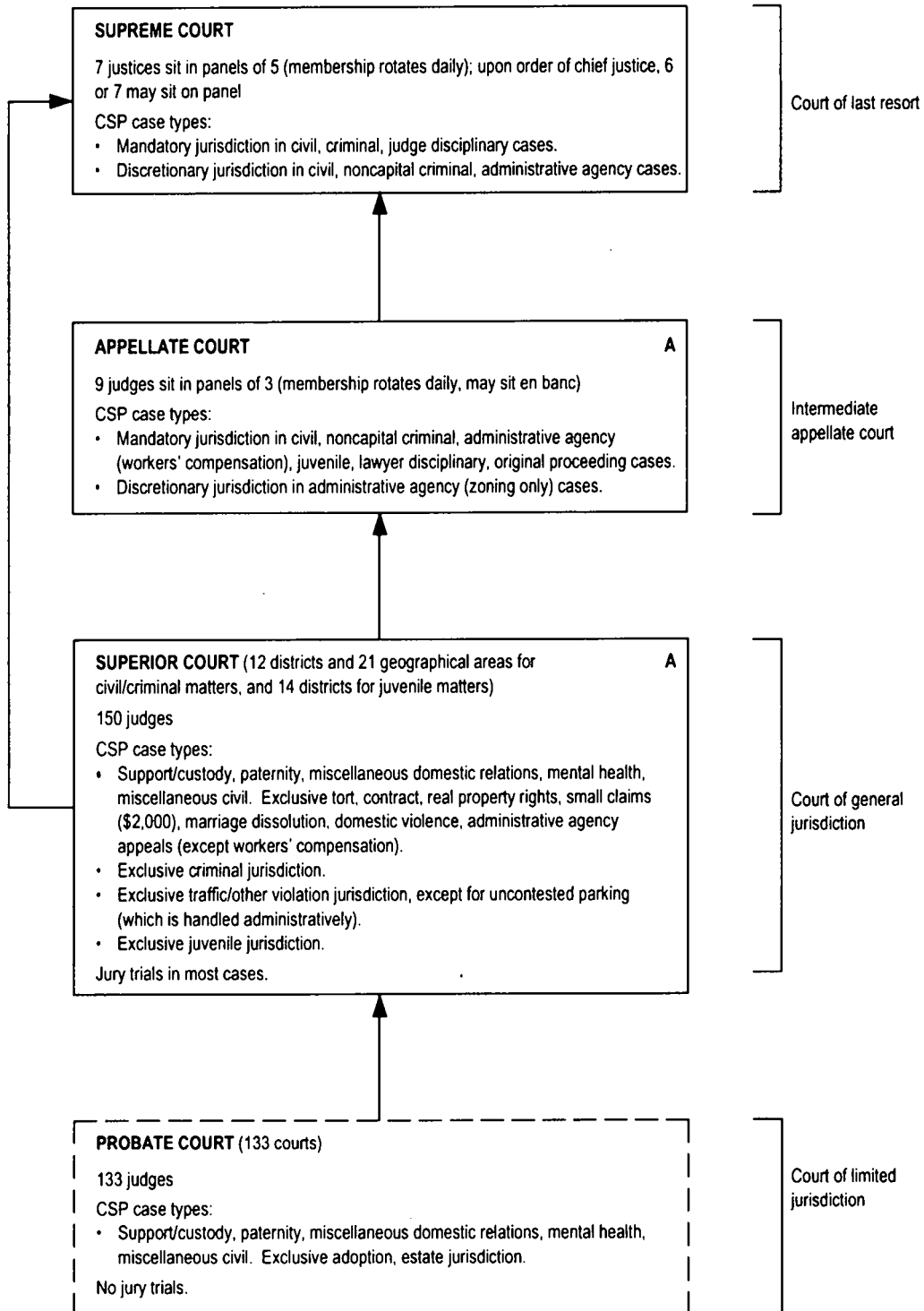


## COLORADO COURT STRUCTURE, 1993

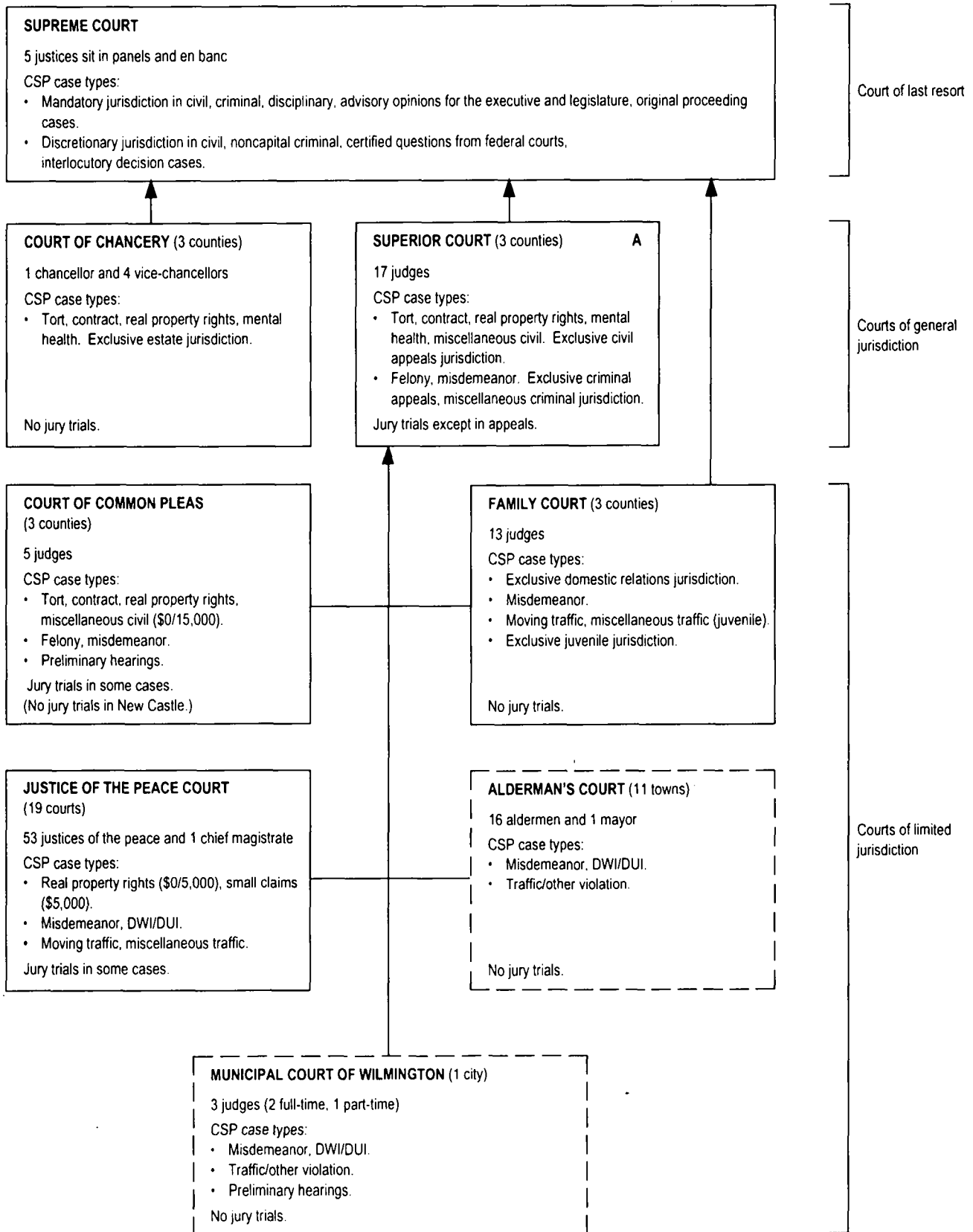




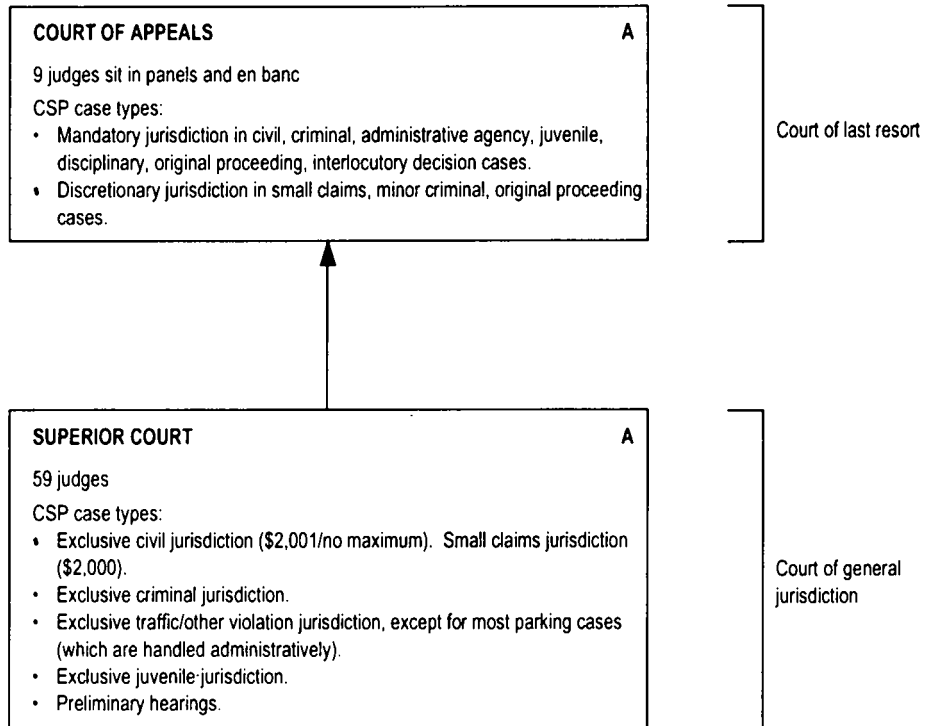
## CONNECTICUT COURT STRUCTURE, 1993



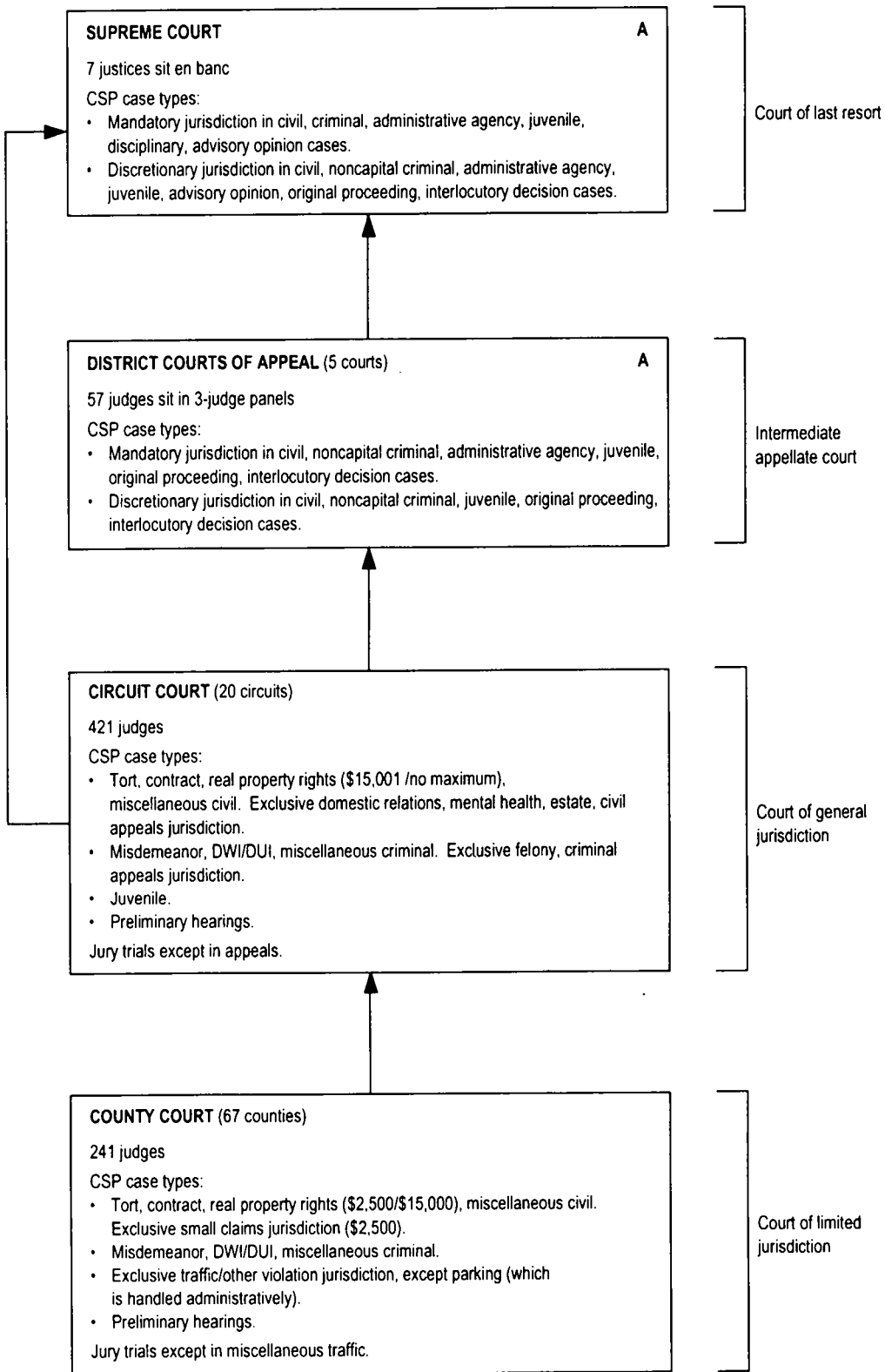
## DELAWARE COURT STRUCTURE, 1993



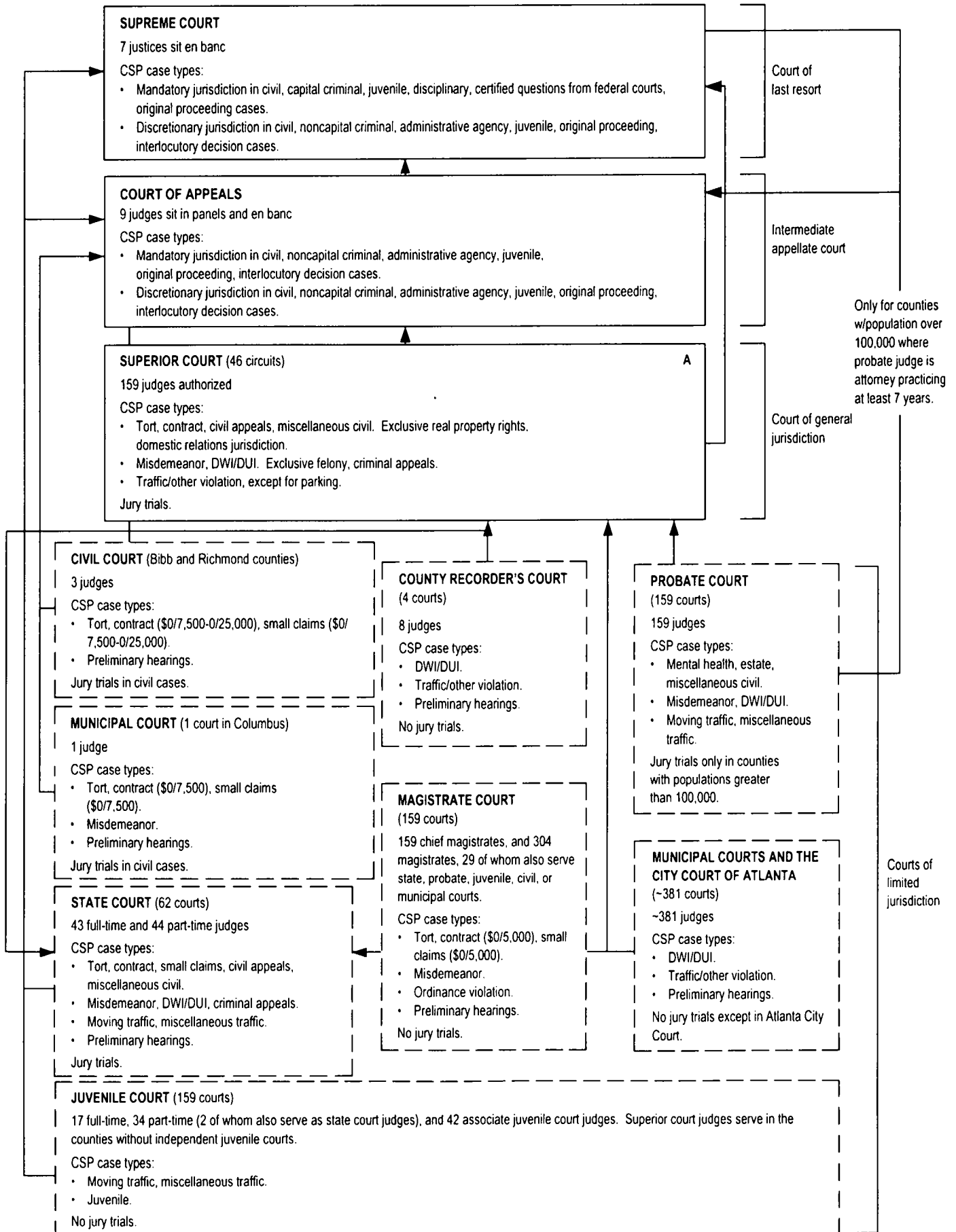
## DISTRICT OF COLUMBIA COURT STRUCTURE, 1993



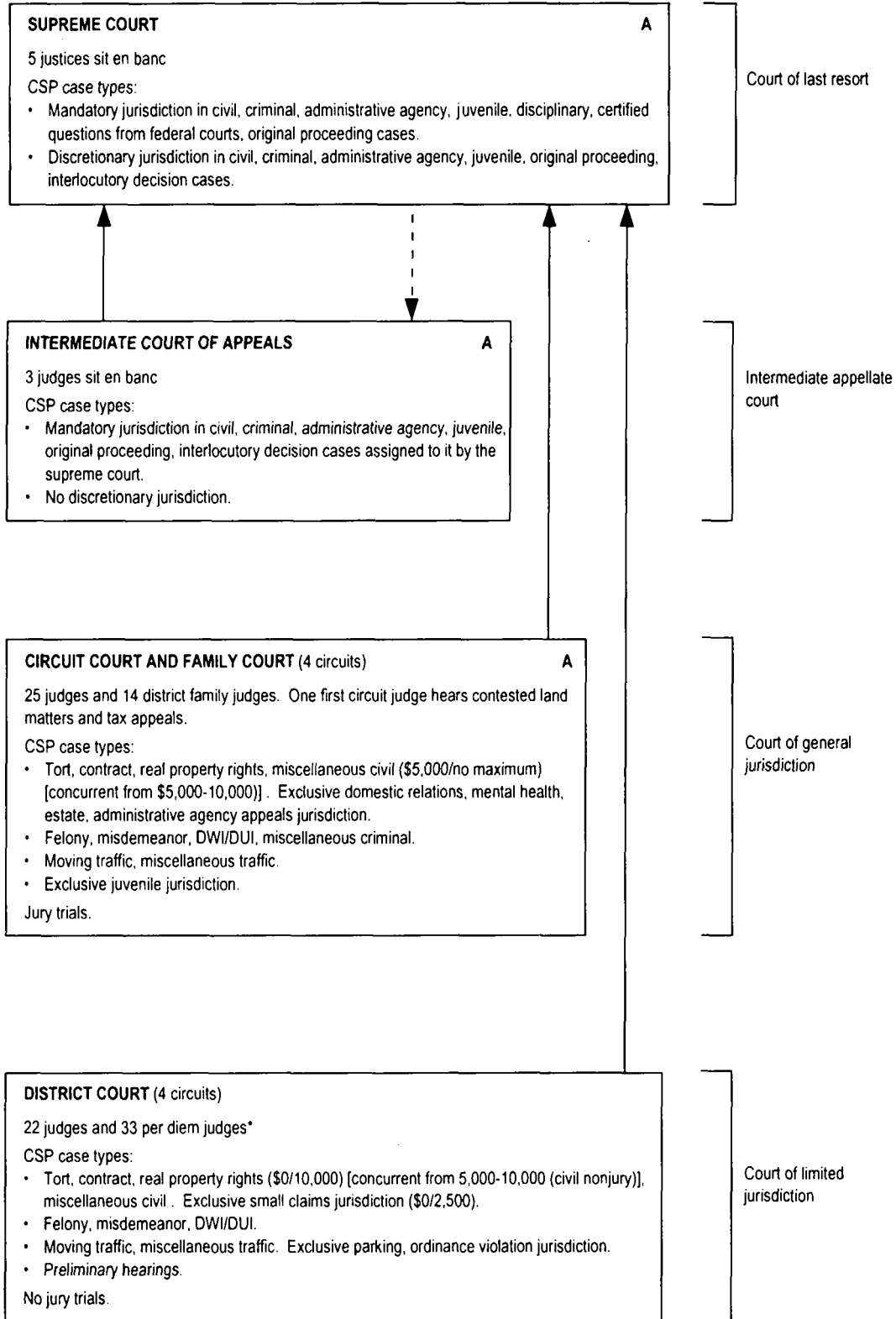
**FLORIDA COURT STRUCTURE, 1993**



# GEORGIA COURT STRUCTURE, 1993



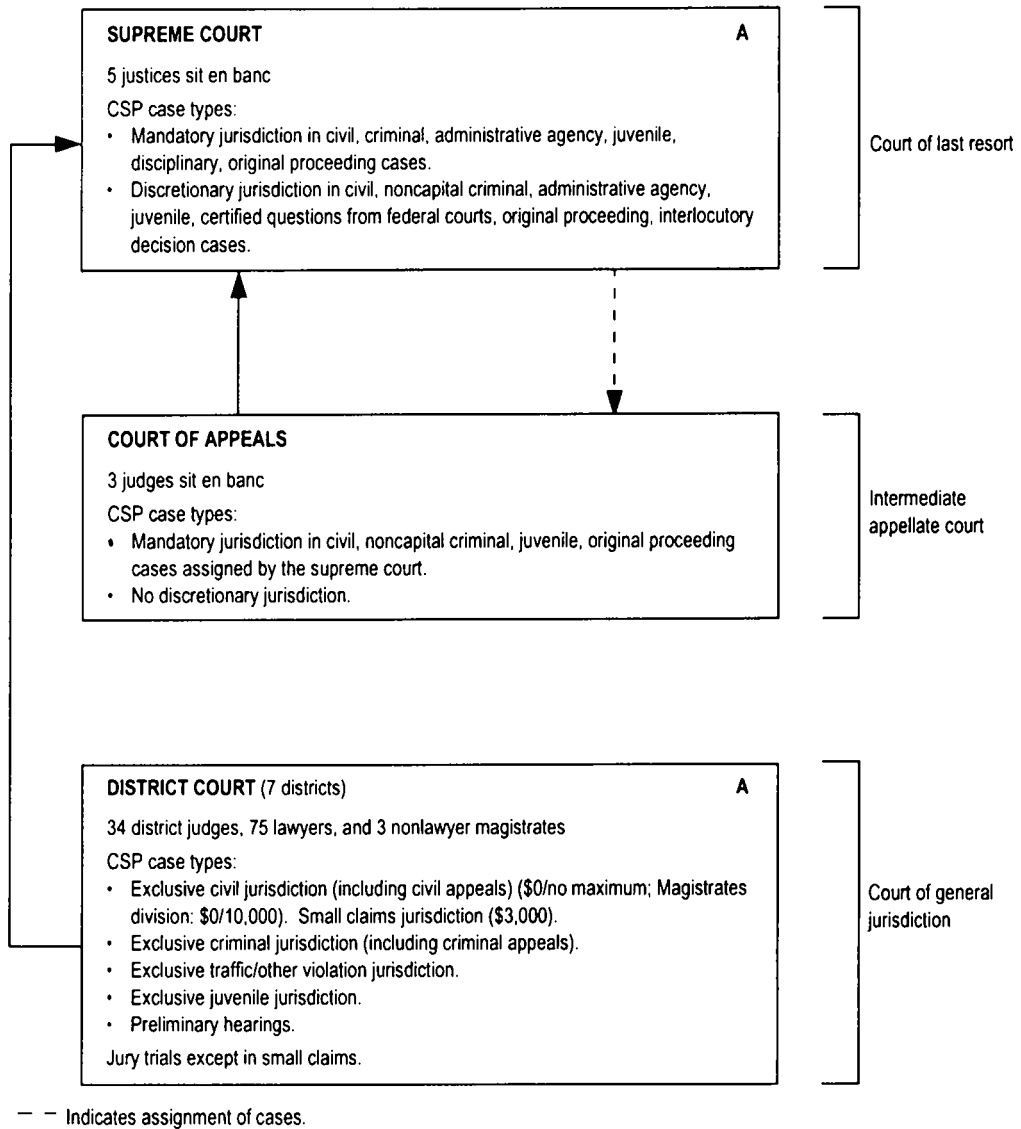
## HAWAII COURT STRUCTURE, 1993



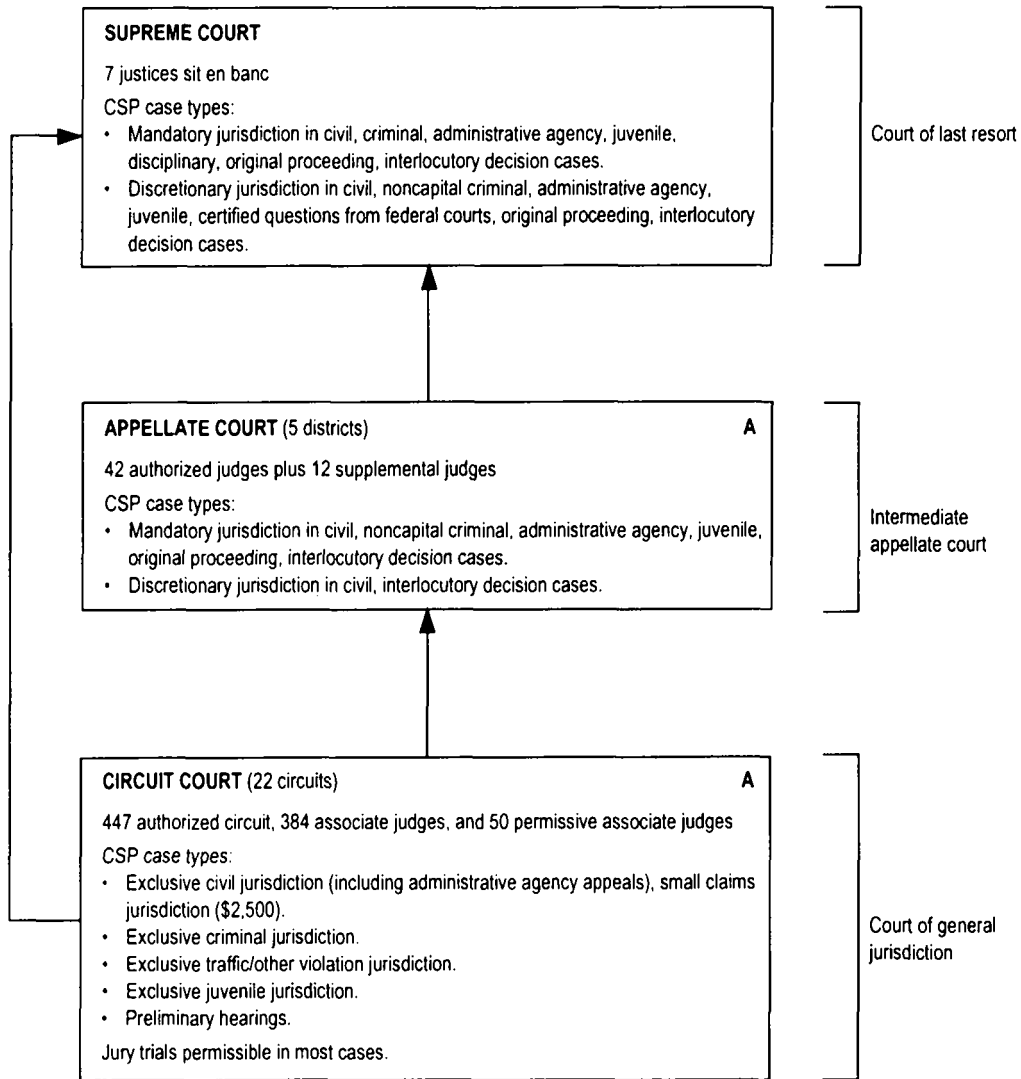
— — Indicates assignment of cases.

- Some per diem judges are assigned to serve as per diem district and family court judges in the first circuit.

## IDAHO COURT STRUCTURE, 1993

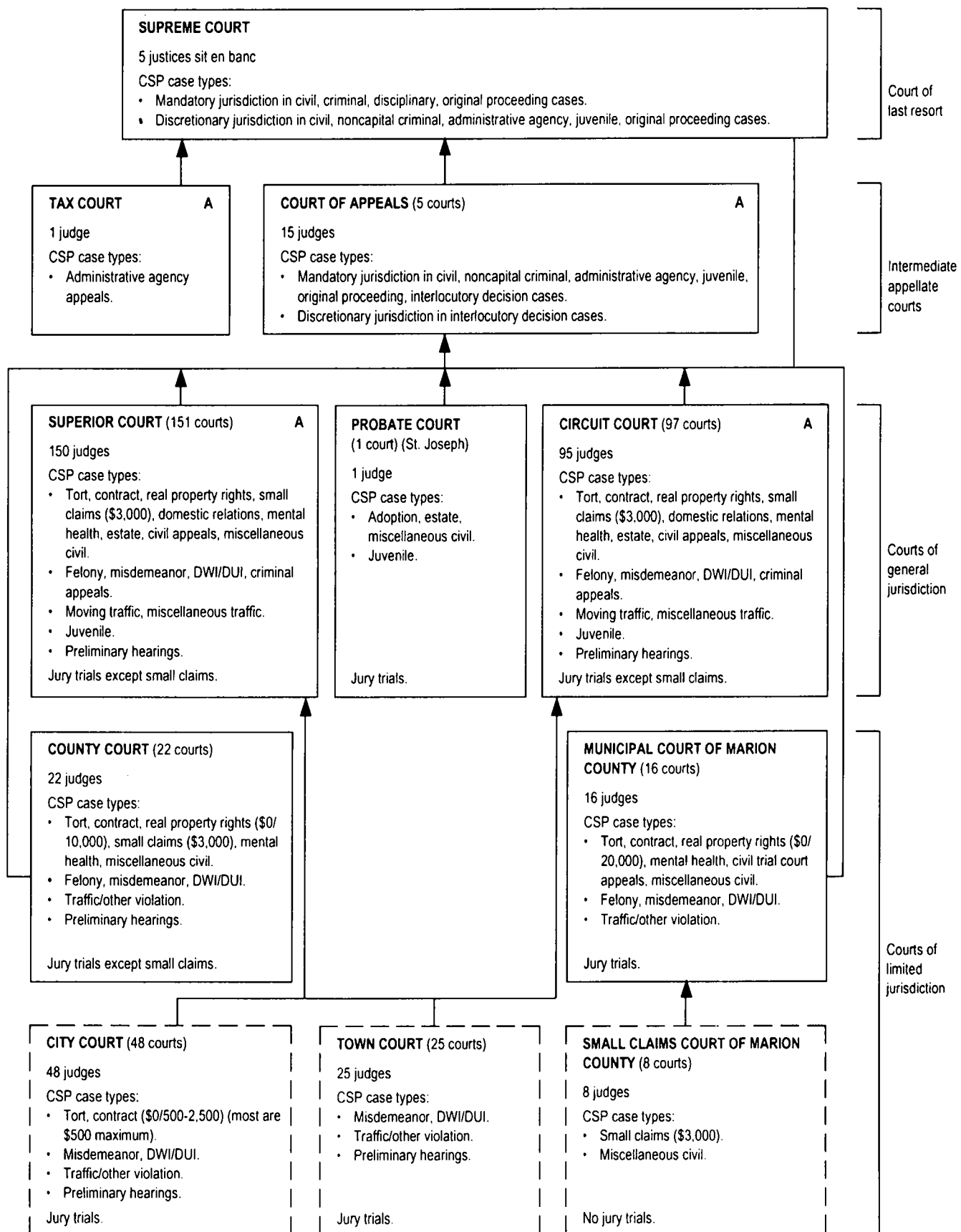


## ILLINOIS COURT STRUCTURE, 1993

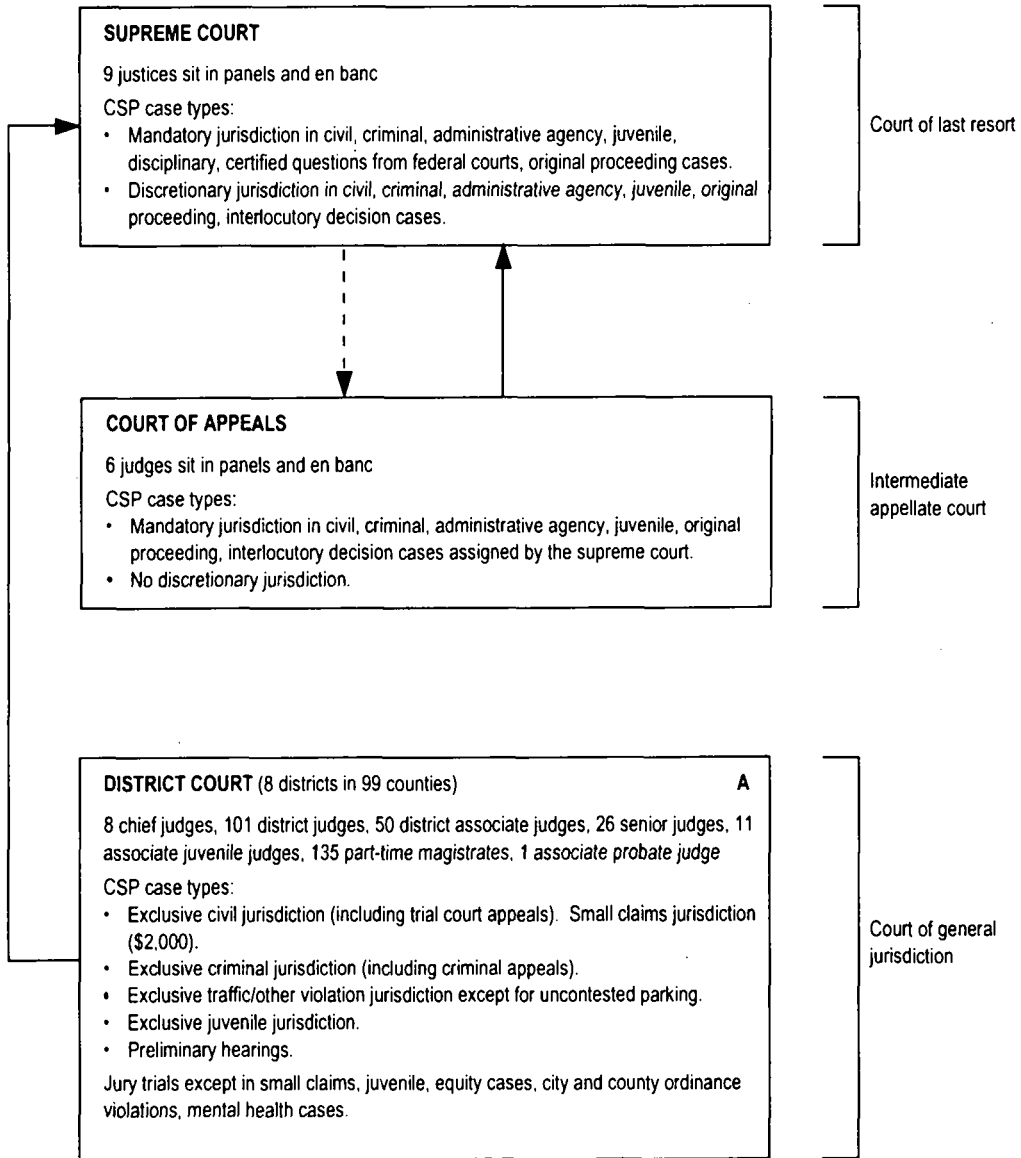




## INDIANA COURT STRUCTURE, 1993

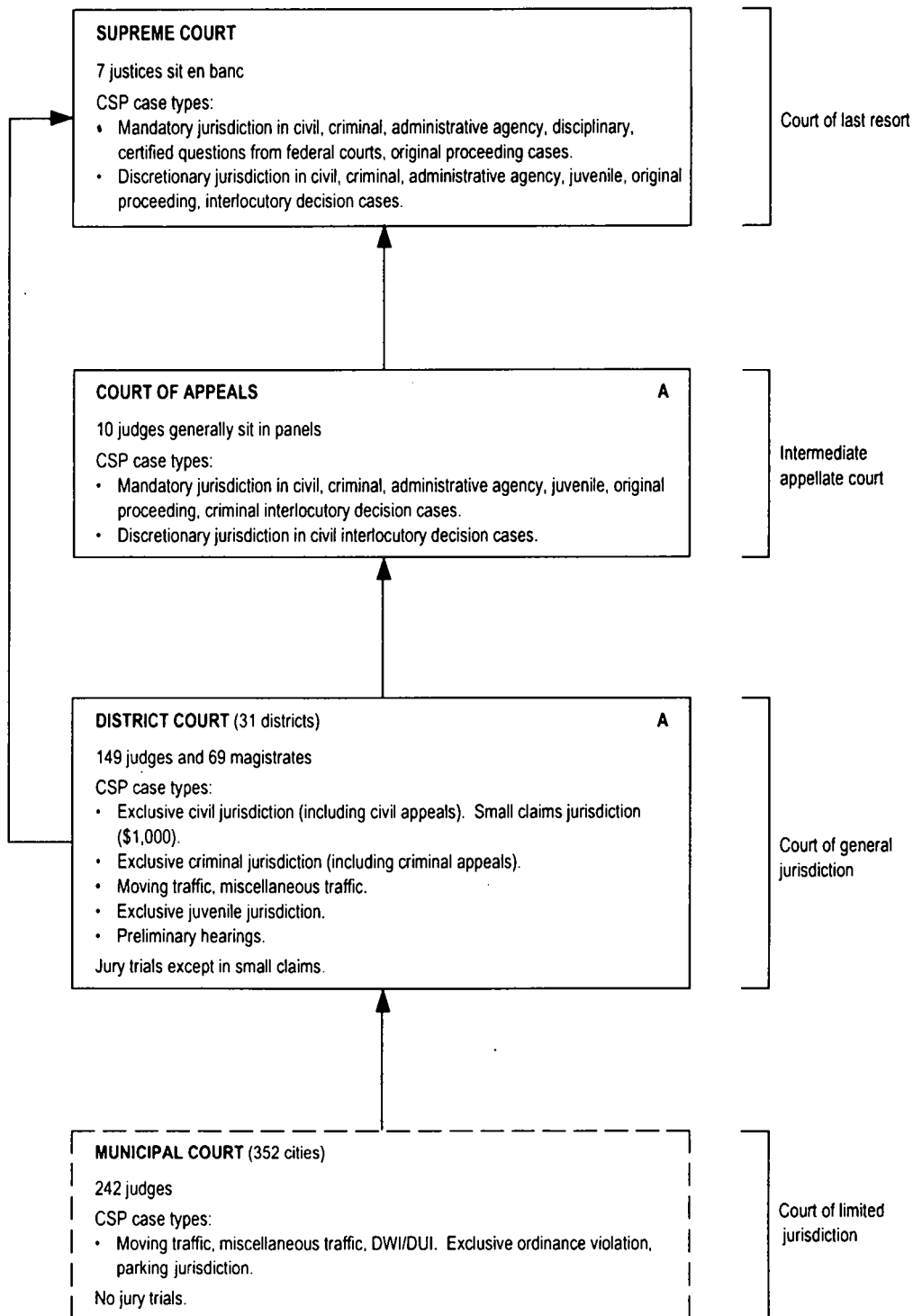


## IOWA COURT STRUCTURE, 1993

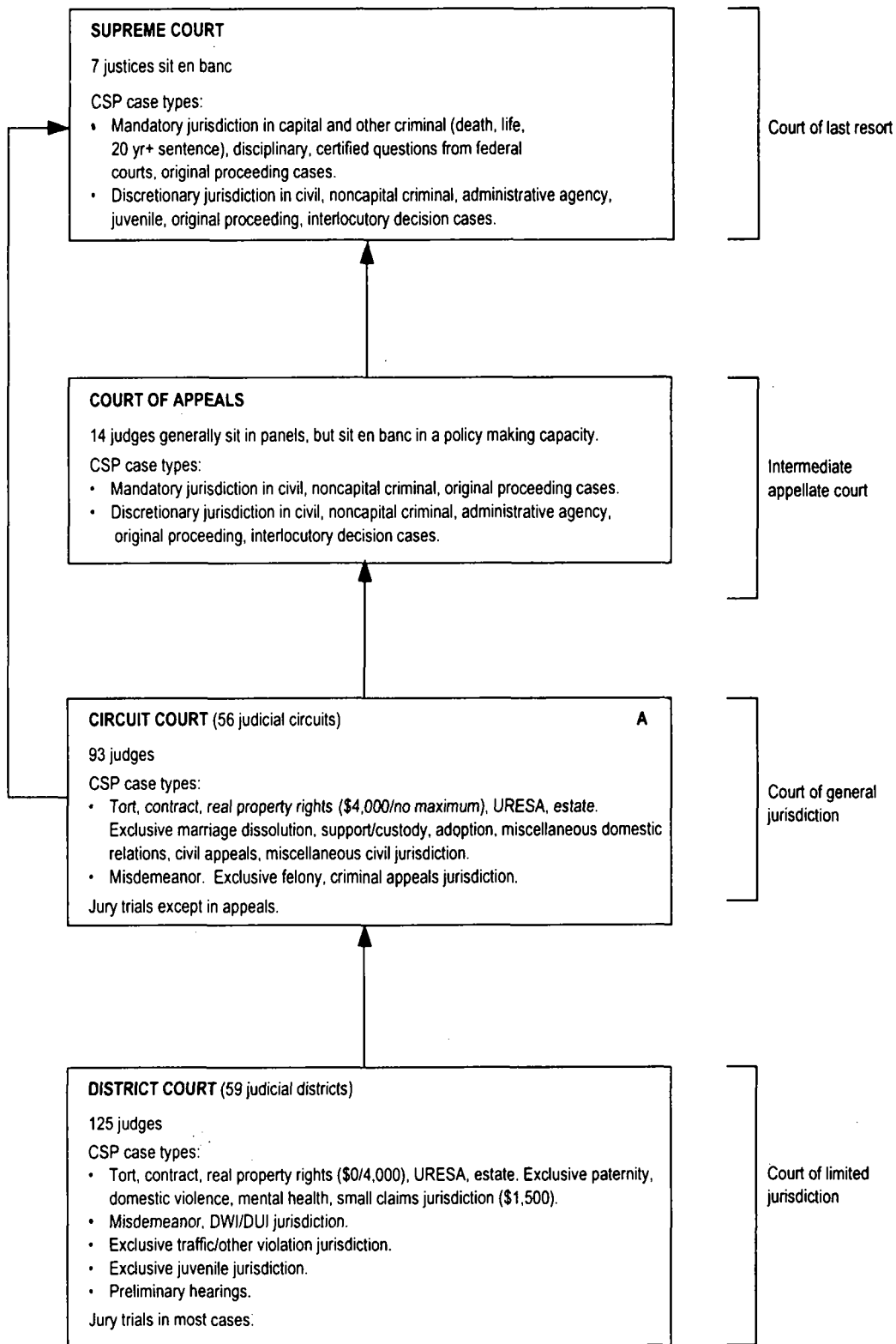


-- Indicates assignment of cases.

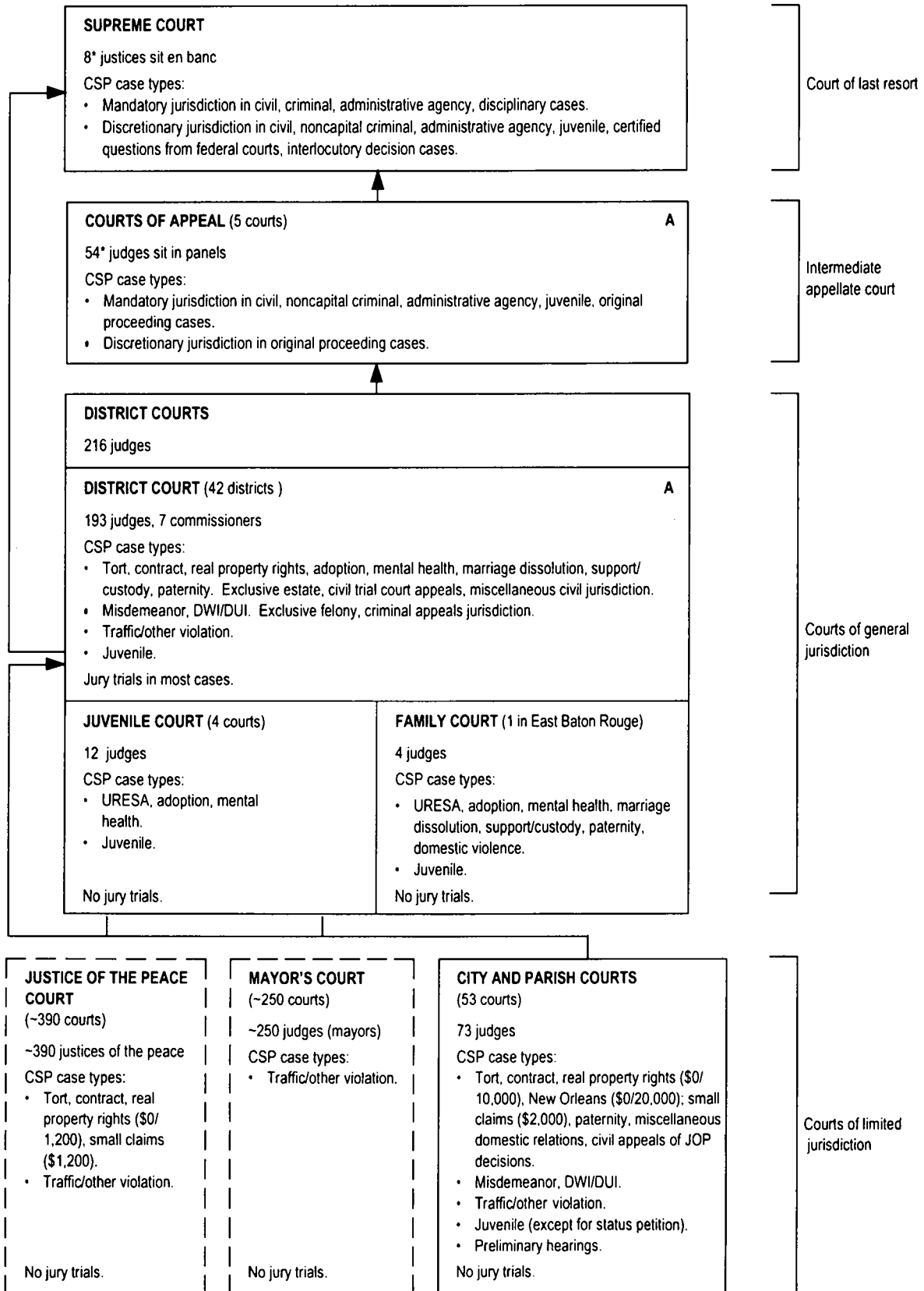
## KANSAS COURT STRUCTURE, 1993



## KENTUCKY COURT STRUCTURE, 1993

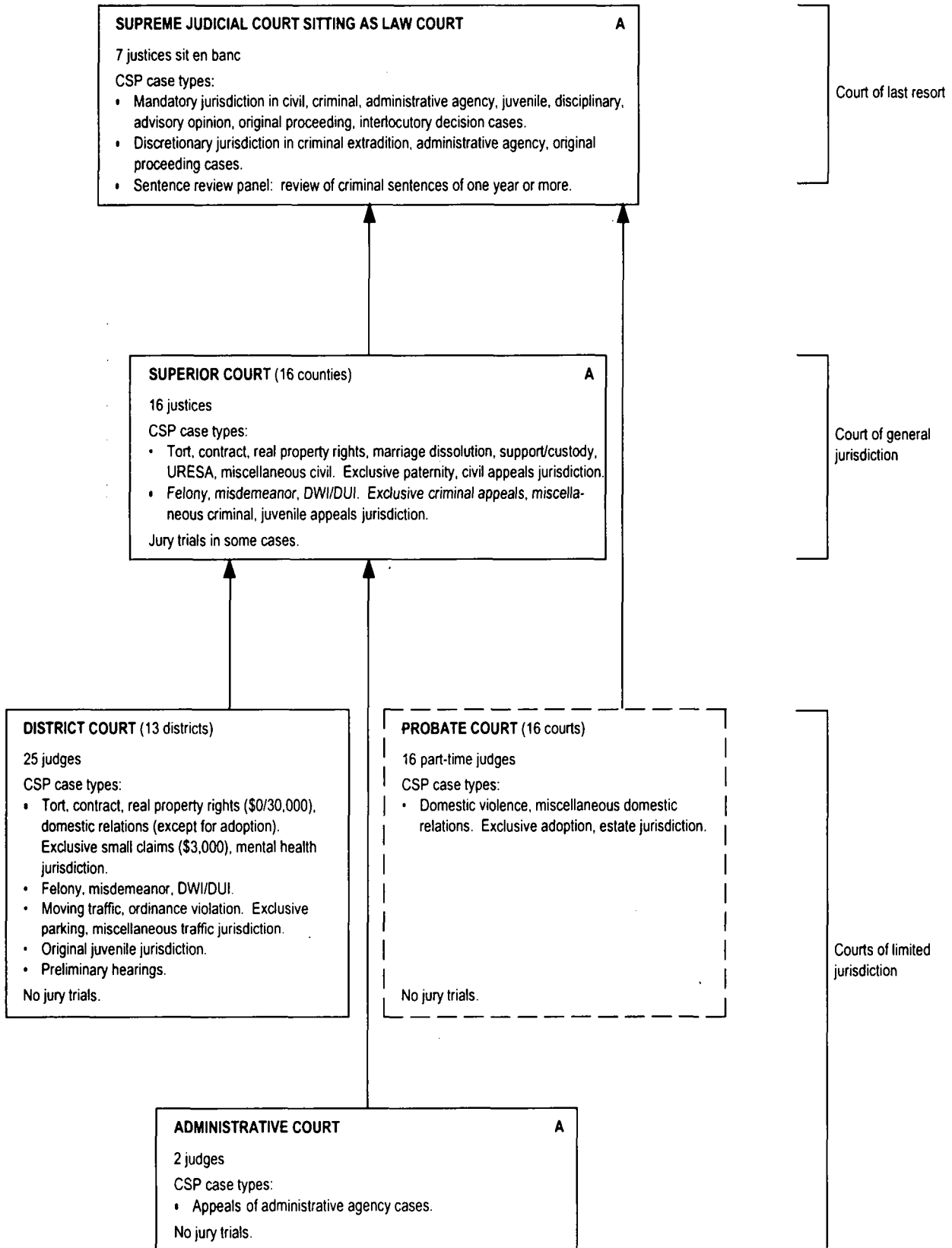


## LOUISIANA COURT STRUCTURE, 1993

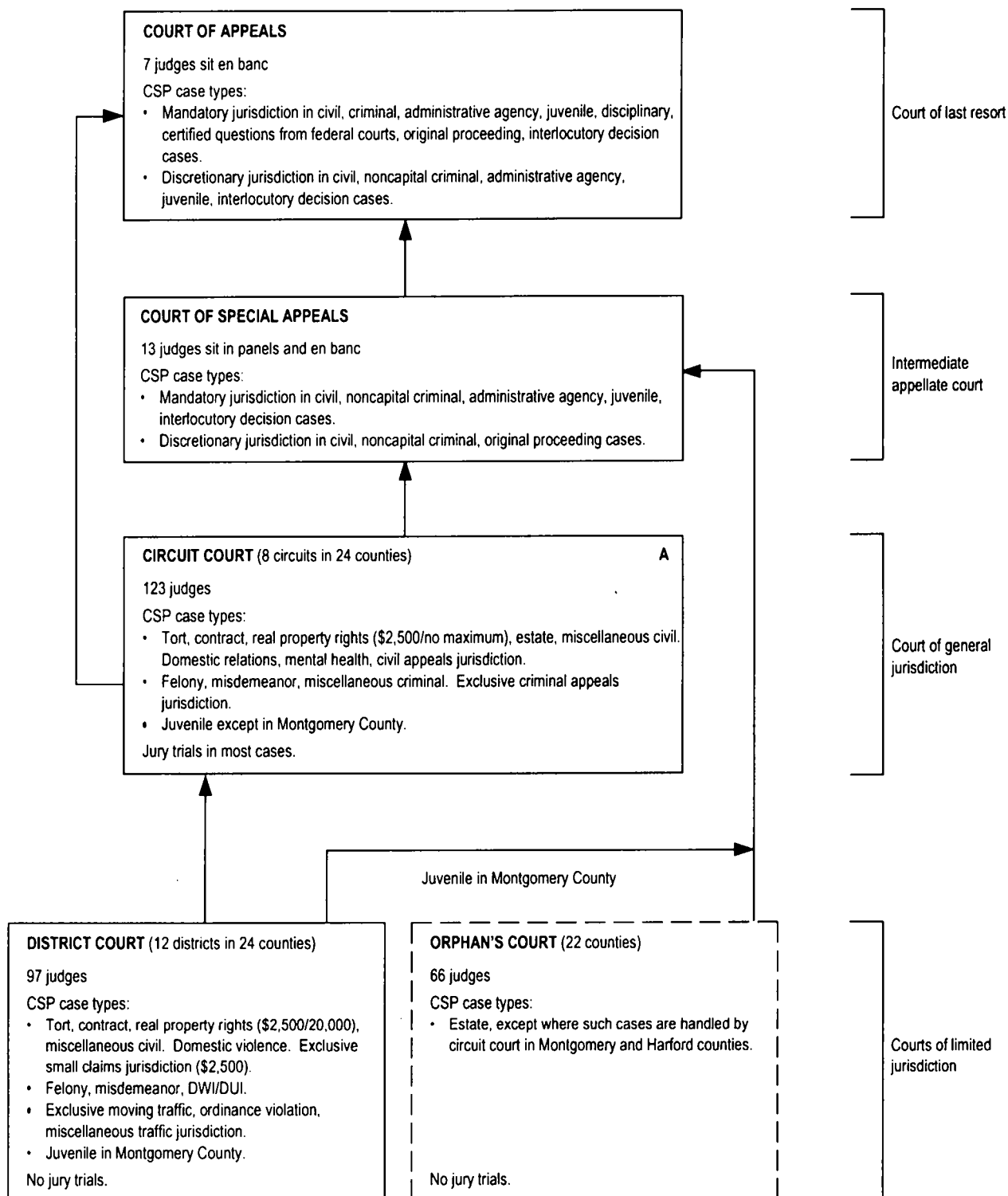


\* The supreme court has 7 elected justices and 1 justice assigned from the courts of appeal. The assigned justice would bring the number of courts of appeal judges to 55. (This assignment is by state statute.)

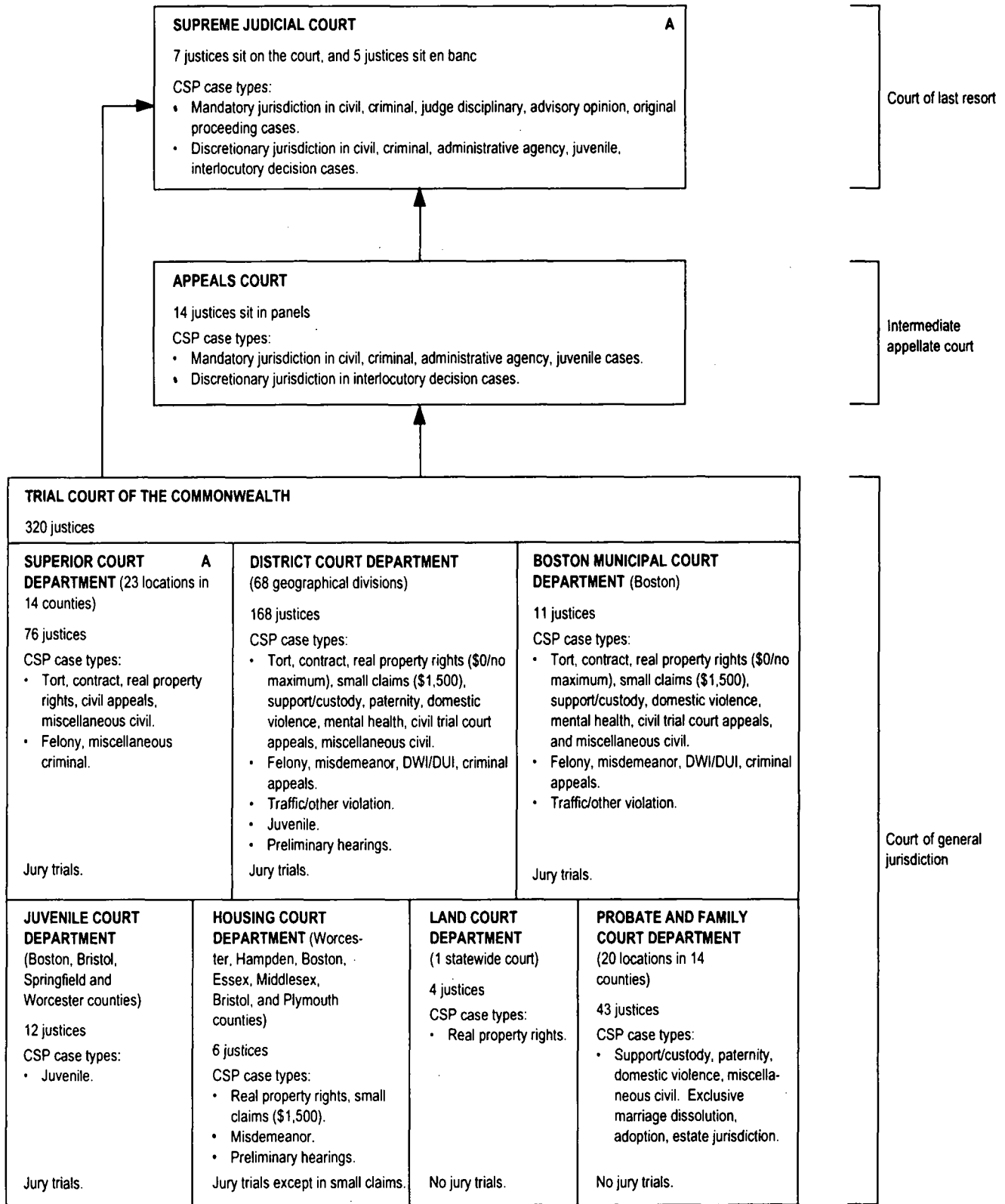
## MAINE COURT STRUCTURE, 1993



## MARYLAND COURT STRUCTURE, 1993

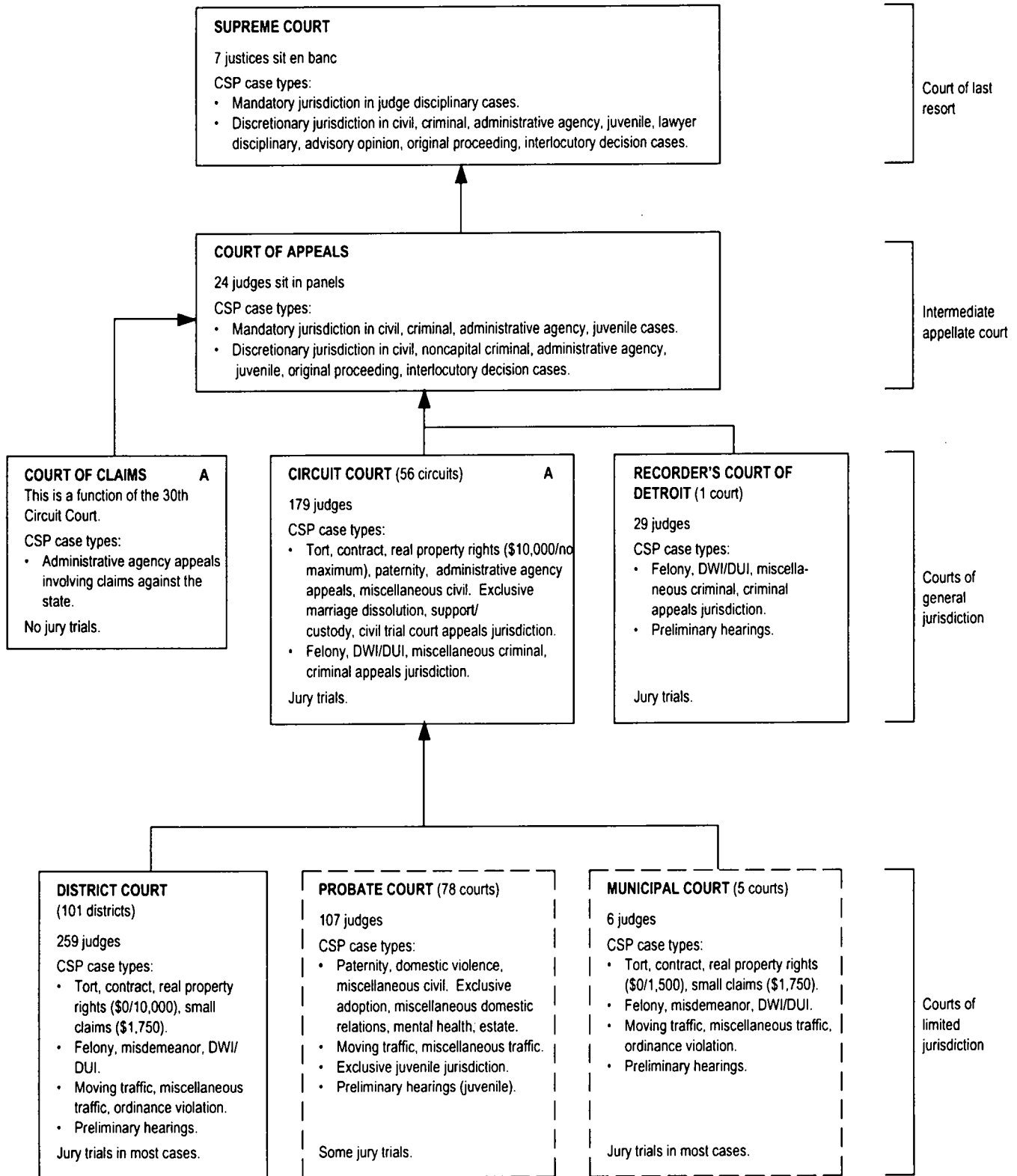


## MASSACHUSETTS COURT STRUCTURE, 1993

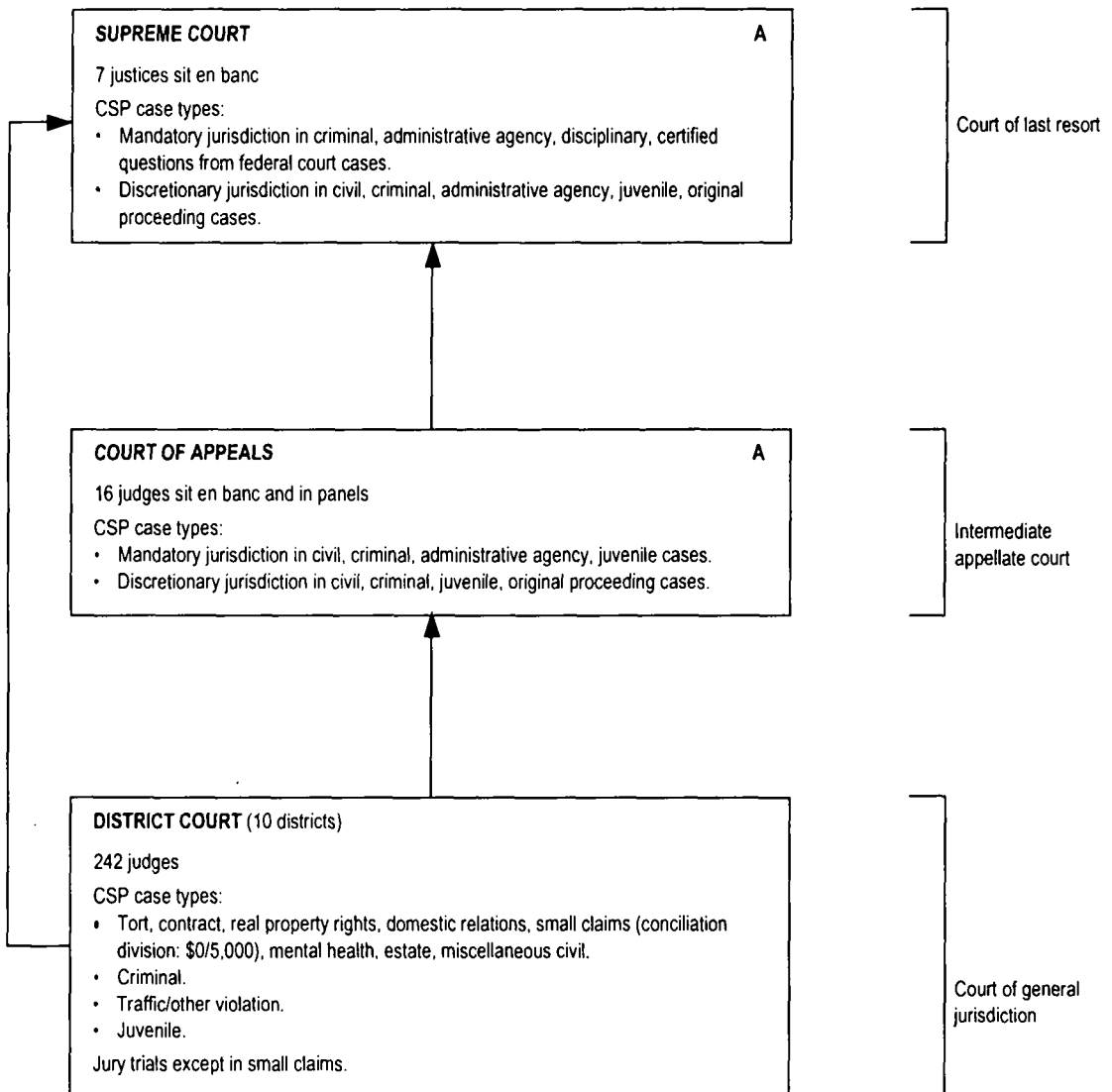




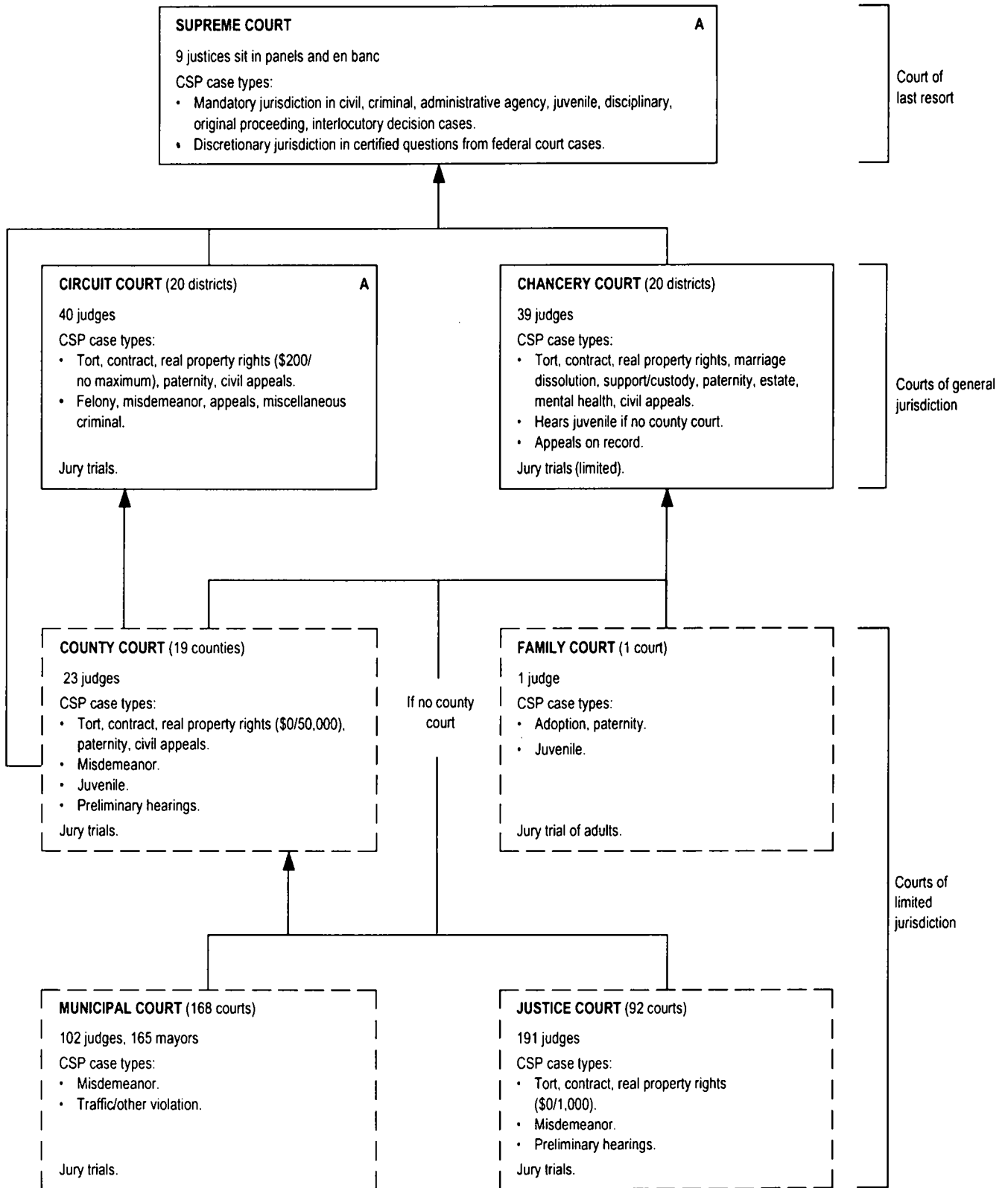
## MICHIGAN COURT STRUCTURE, 1993



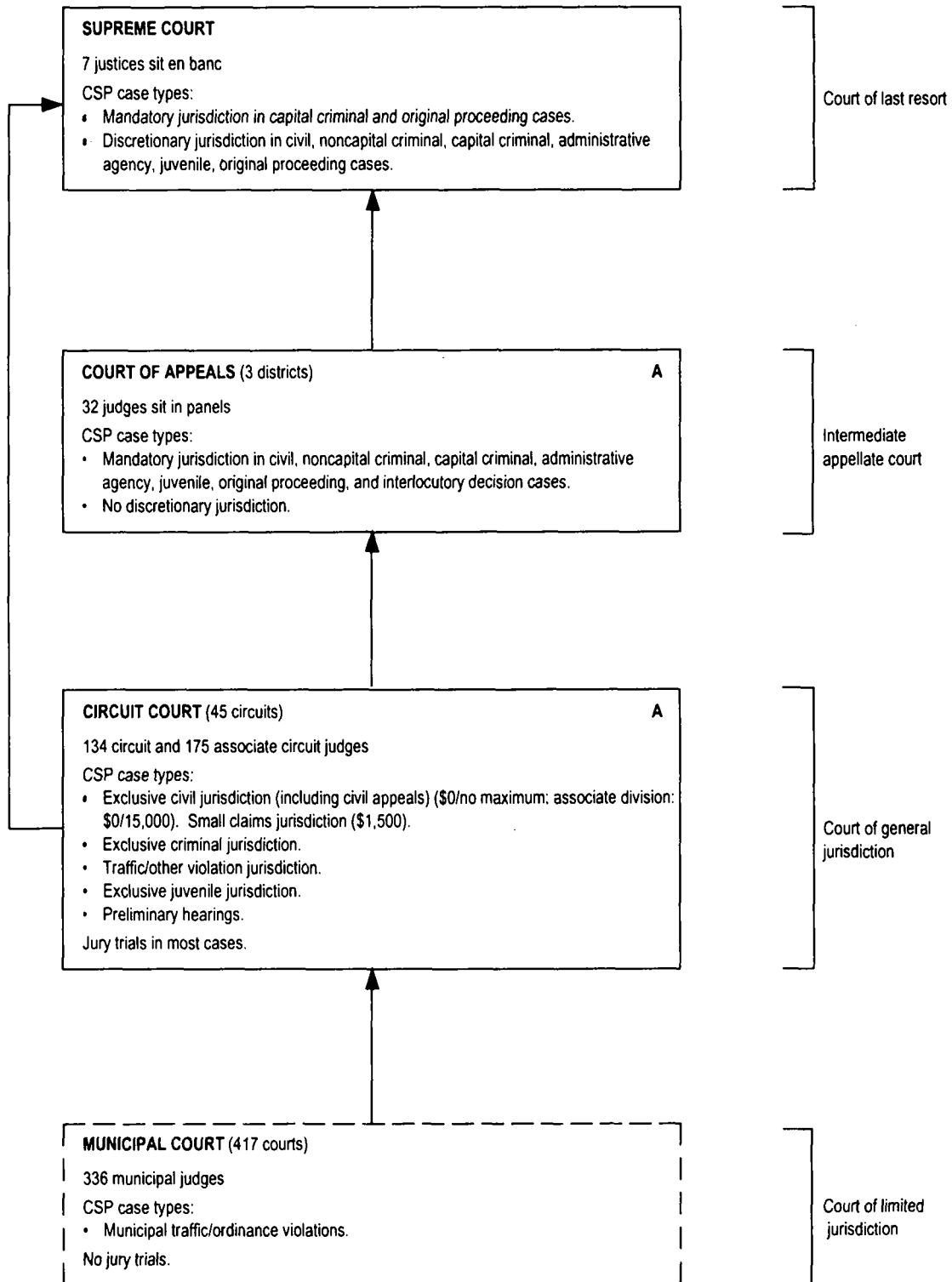
# MINNESOTA COURT STRUCTURE, 1993



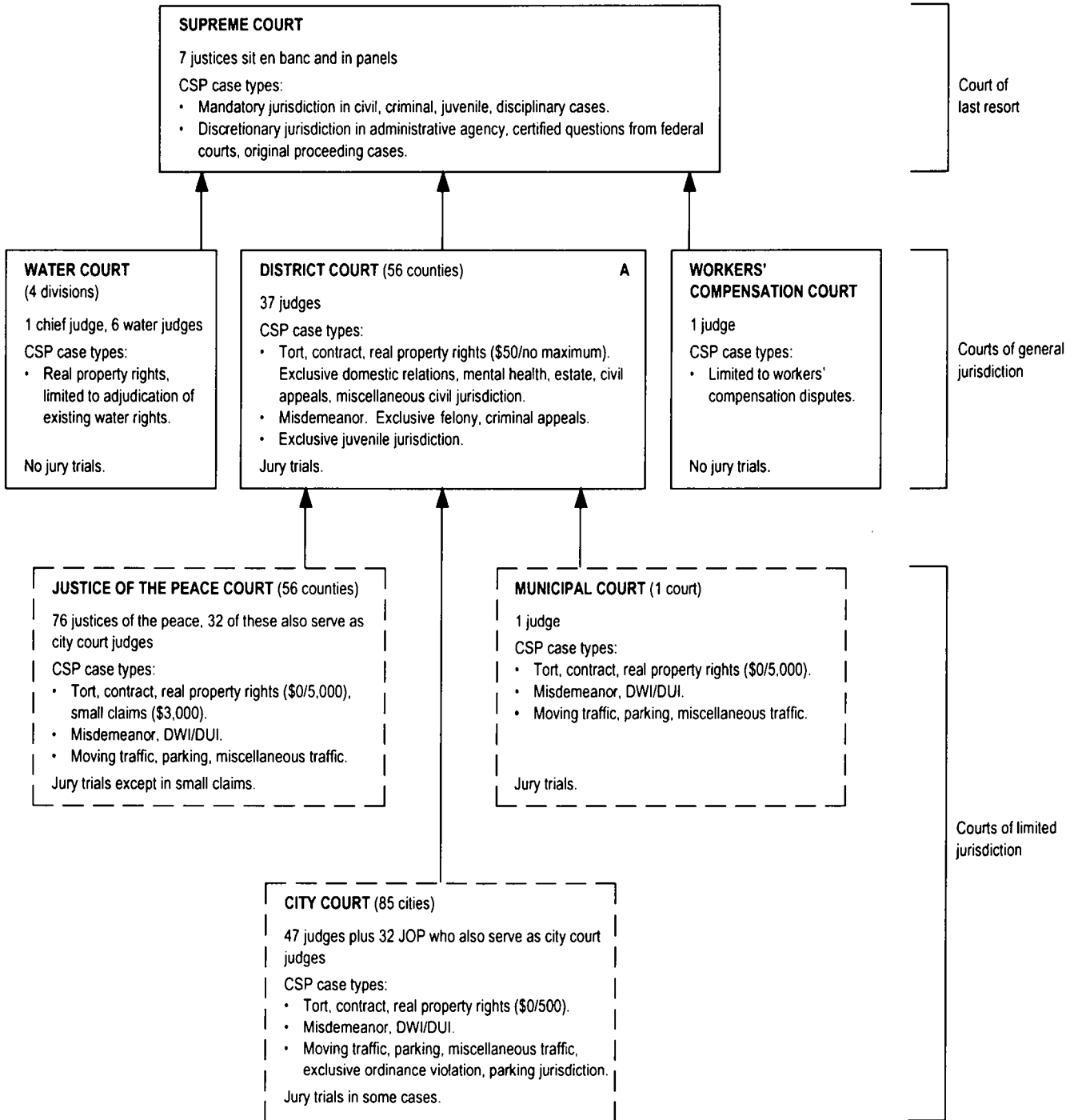
## MISSISSIPPI COURT STRUCTURE, 1993



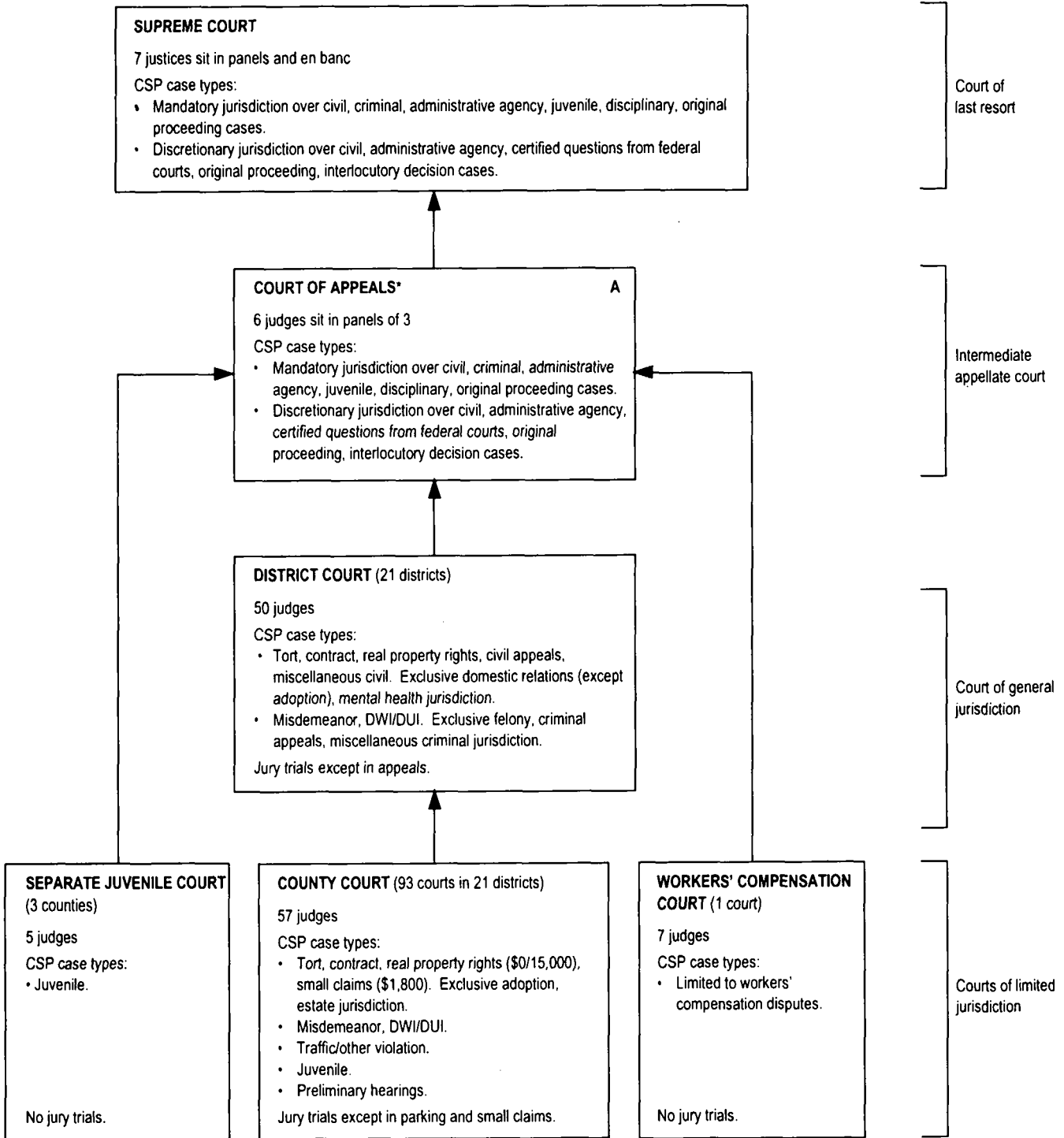
## MISSOURI COURT STRUCTURE, 1993



# MONTANA COURT STRUCTURE, 1993

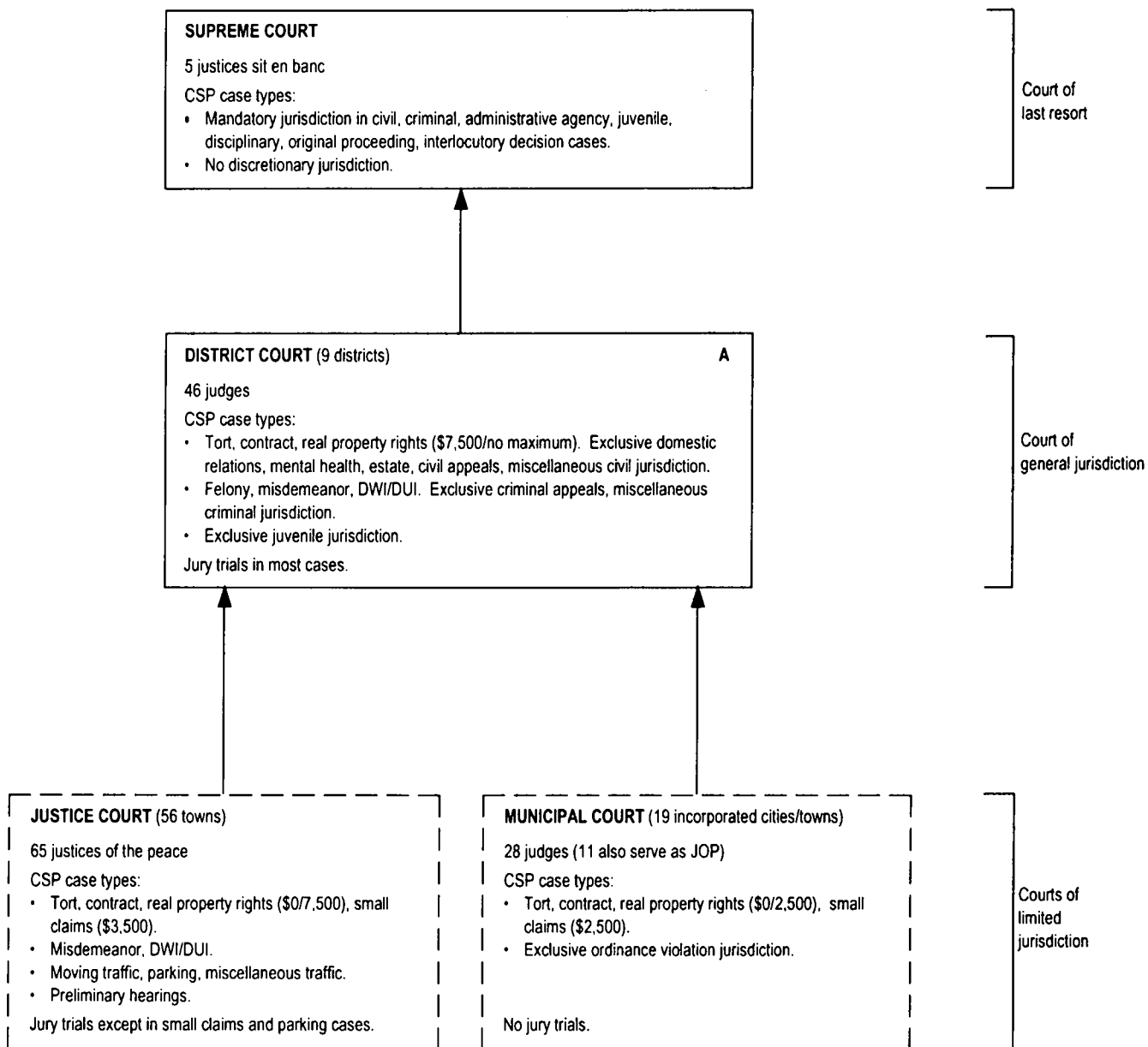


## NEBRASKA COURT STRUCTURE, 1993

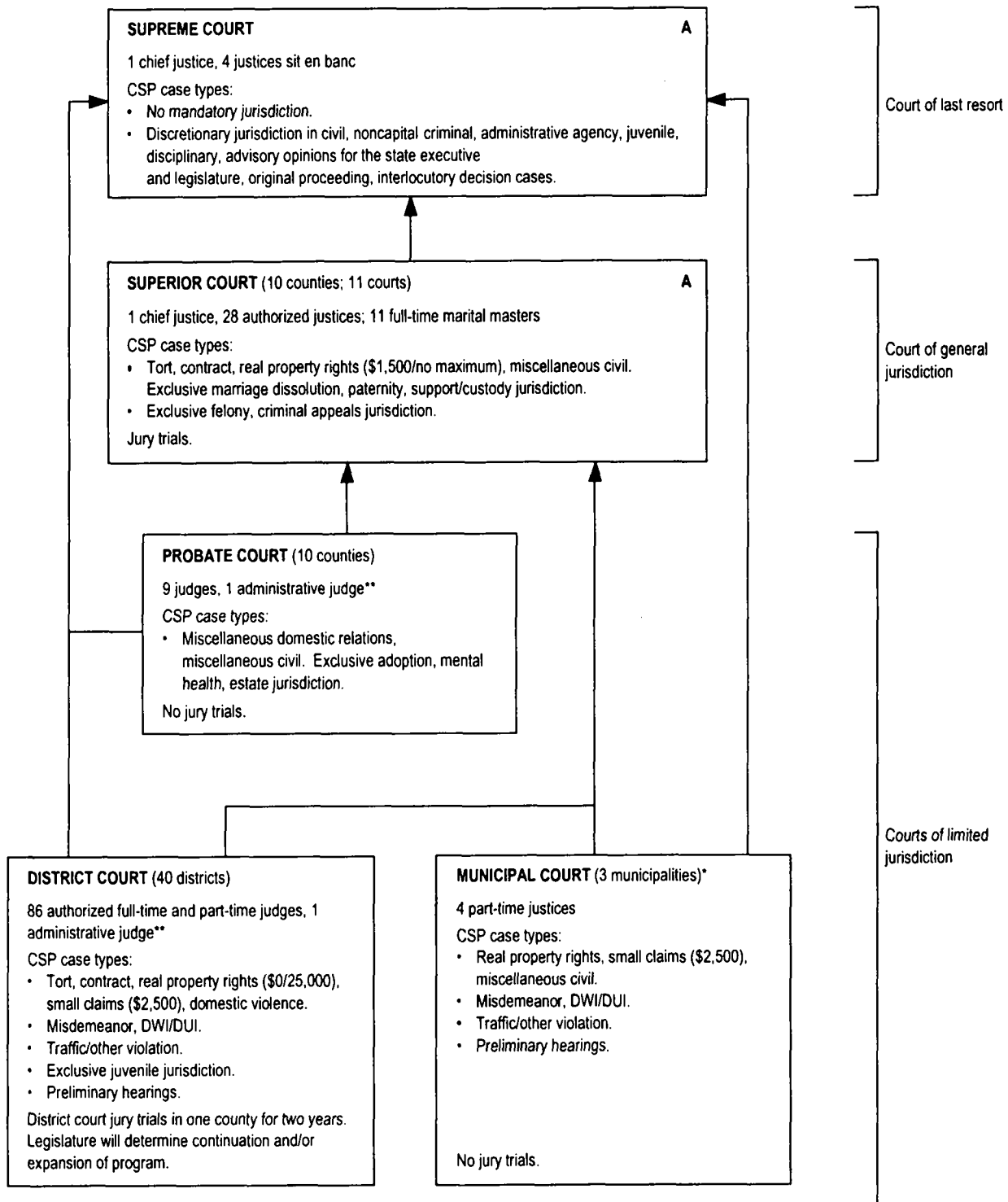


\* The Nebraska Court of Appeals was established September 6, 1991.

## NEVADA COURT STRUCTURE, 1993



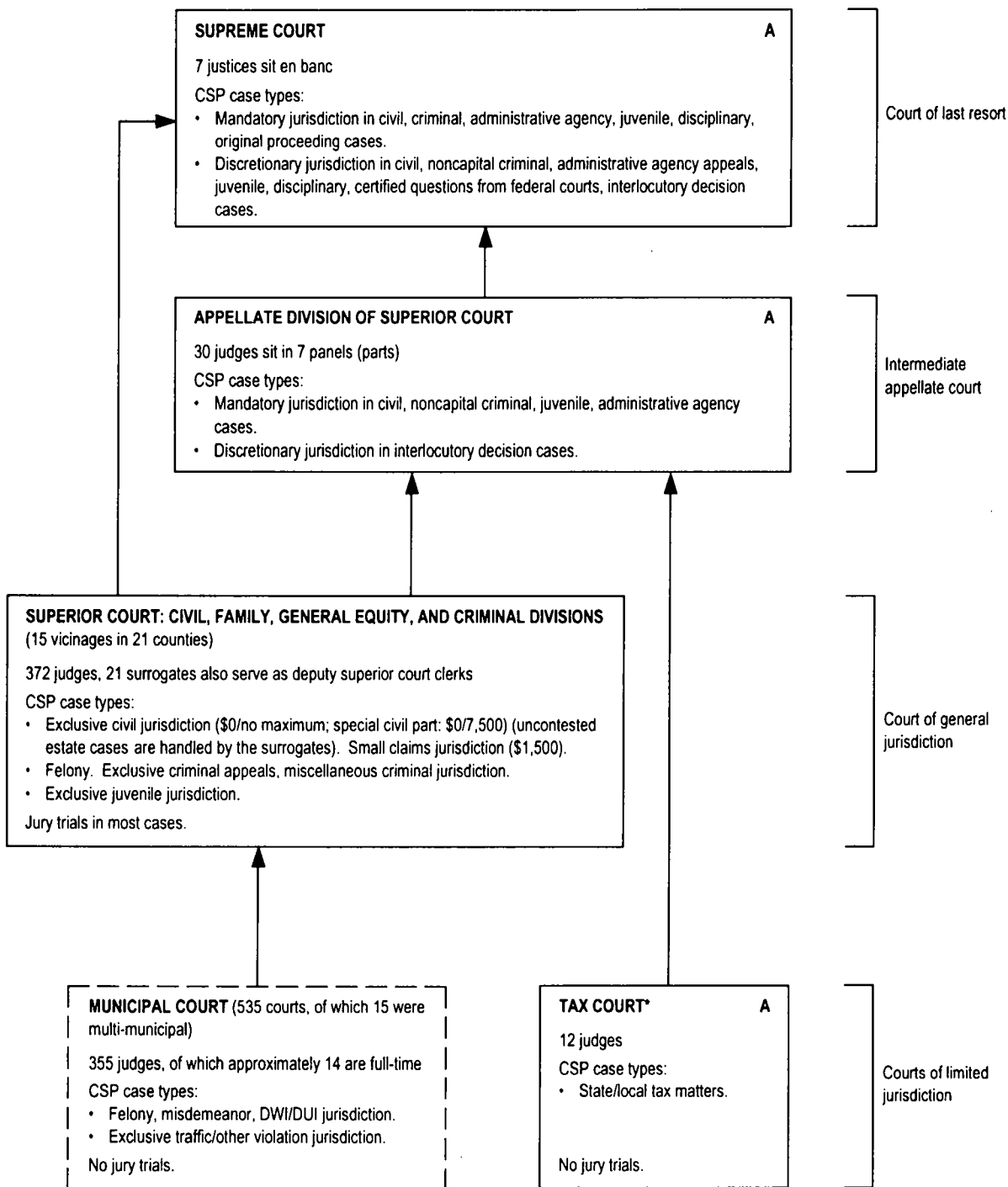
## NEW HAMPSHIRE COURT STRUCTURE, 1993



\* The municipal court is being phased out (by statute) upon retirement and/or resignation of sitting justices.  
 \*\* Administrative judges also sit on the bench.

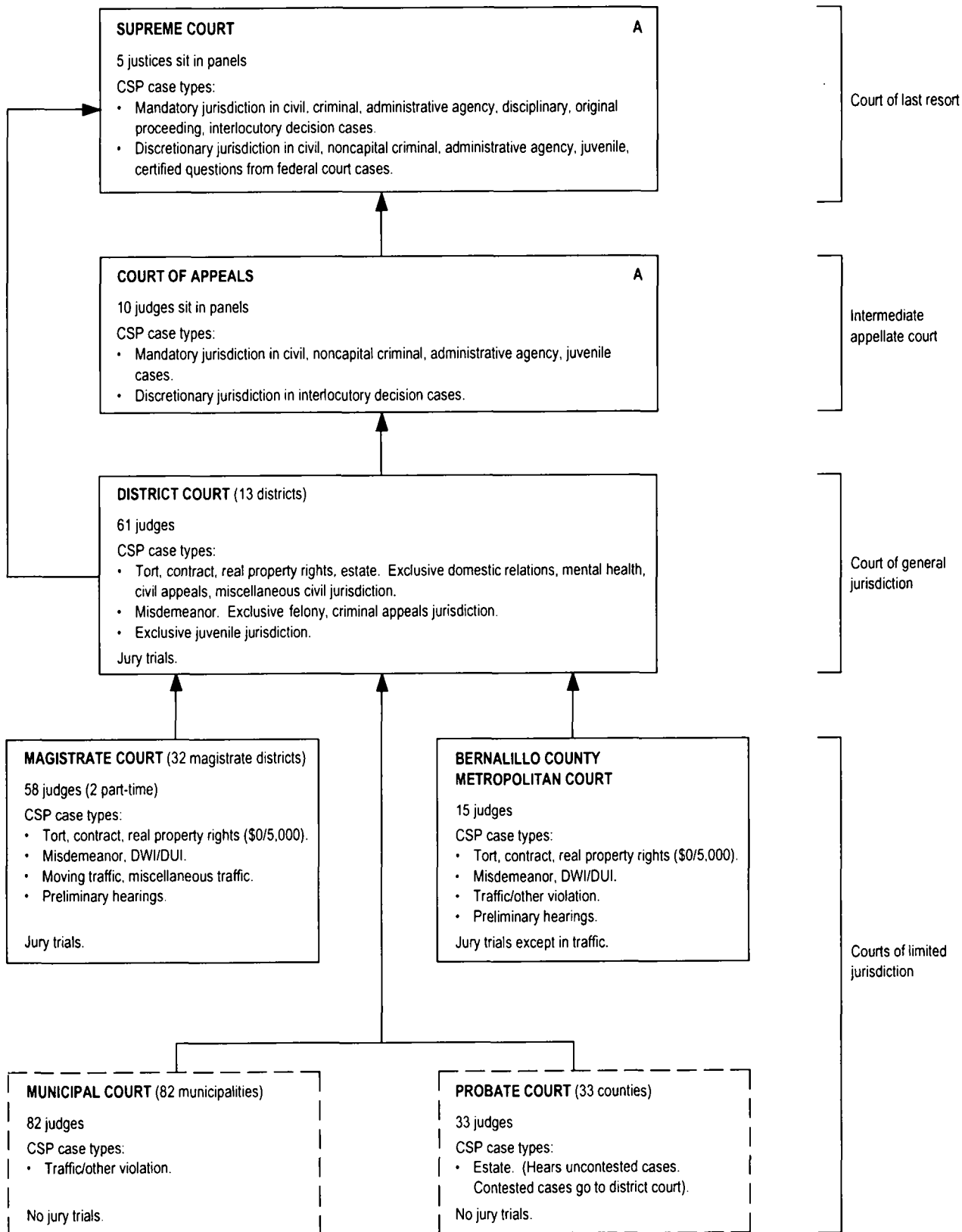


## NEW JERSEY COURT STRUCTURE, 1993

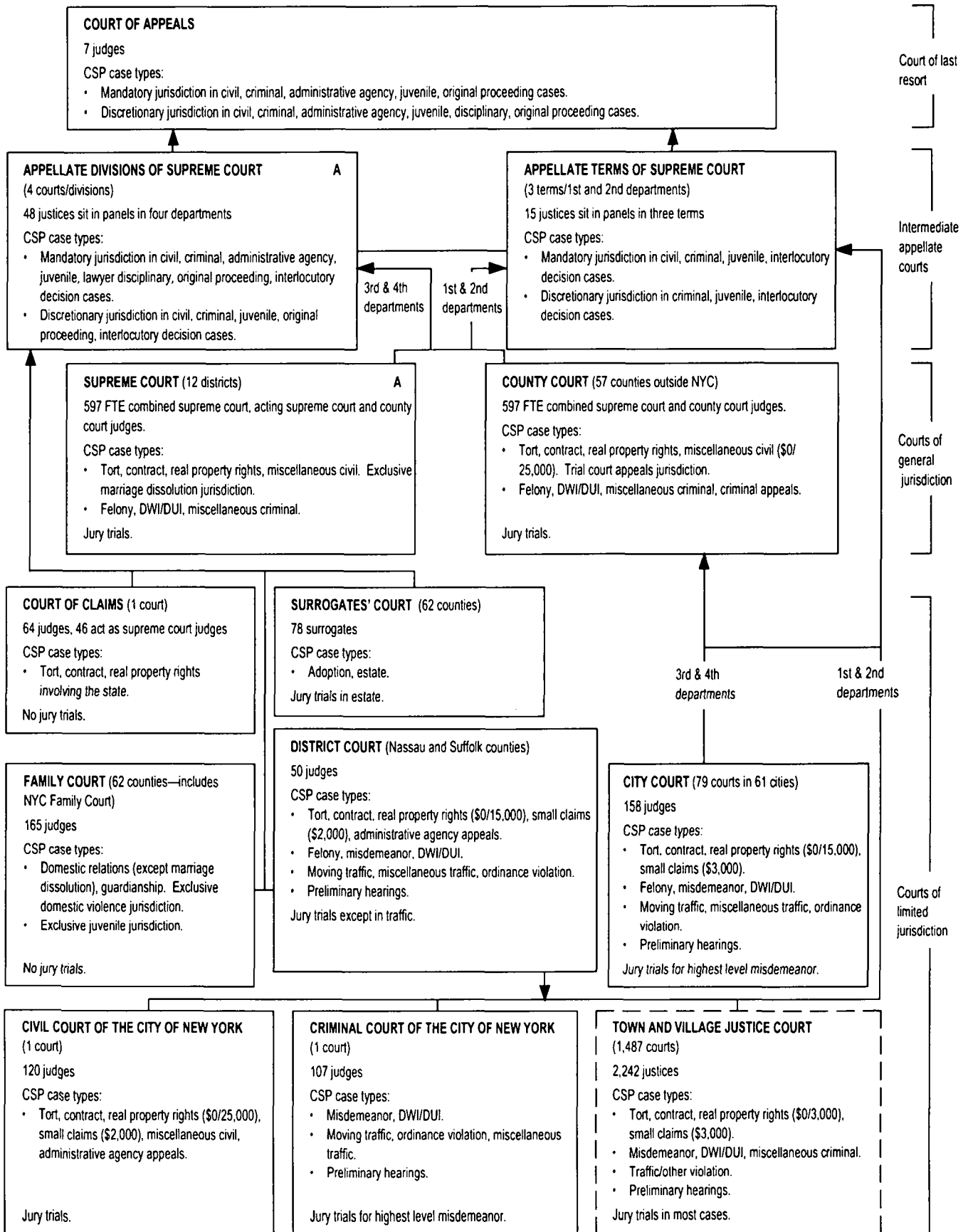


\* Tax court is considered a limited jurisdiction court because of its specialized subject matter. Nevertheless, it receives appeals from administrative bodies and its cases are appealed to the intermediate appellate court. Tax court judges have the same general qualifications and terms of service as superior court judges and can be cross assigned.

## NEW MEXICO COURT STRUCTURE, 1993

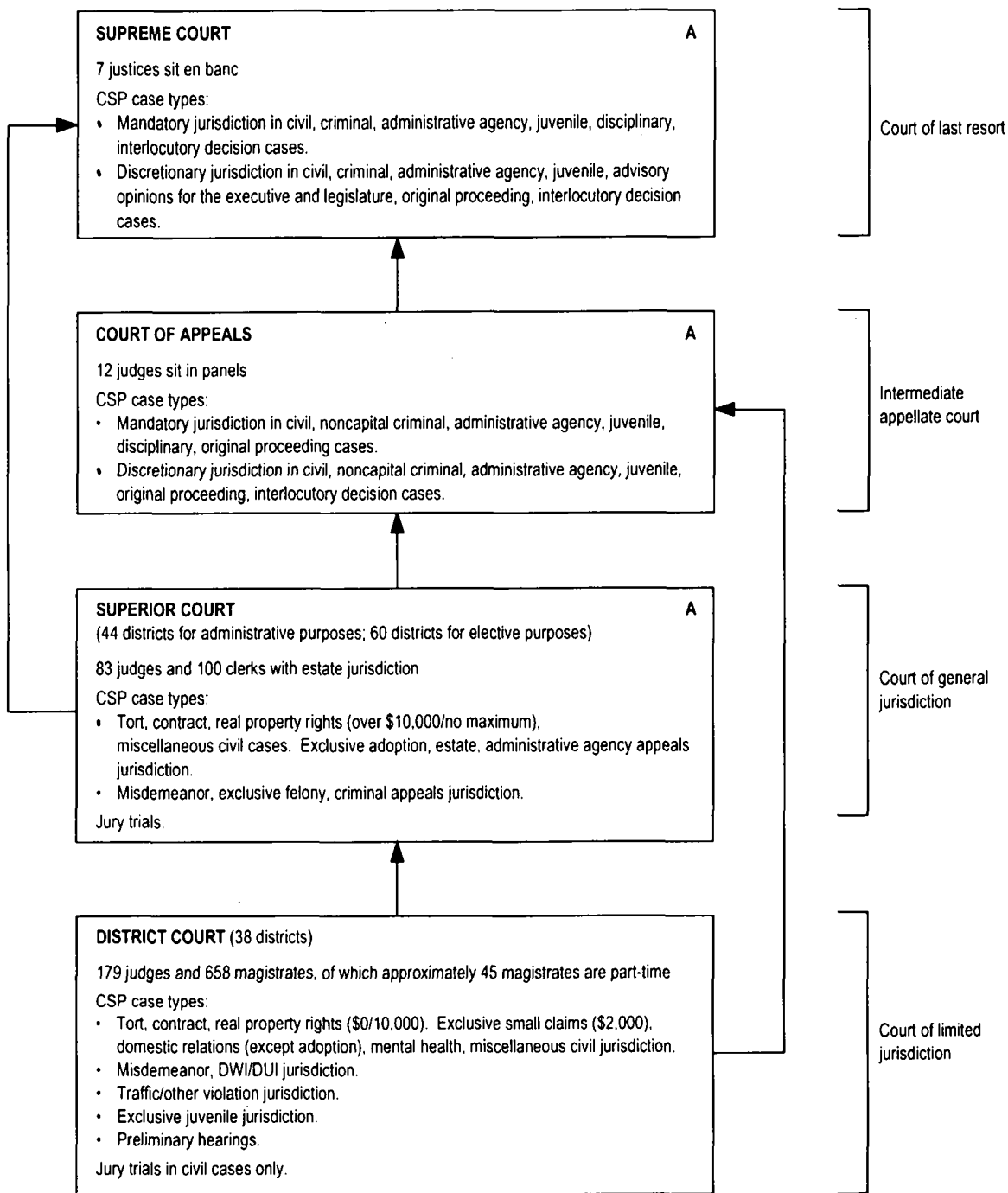


## NEW YORK COURT STRUCTURE, 1993\*

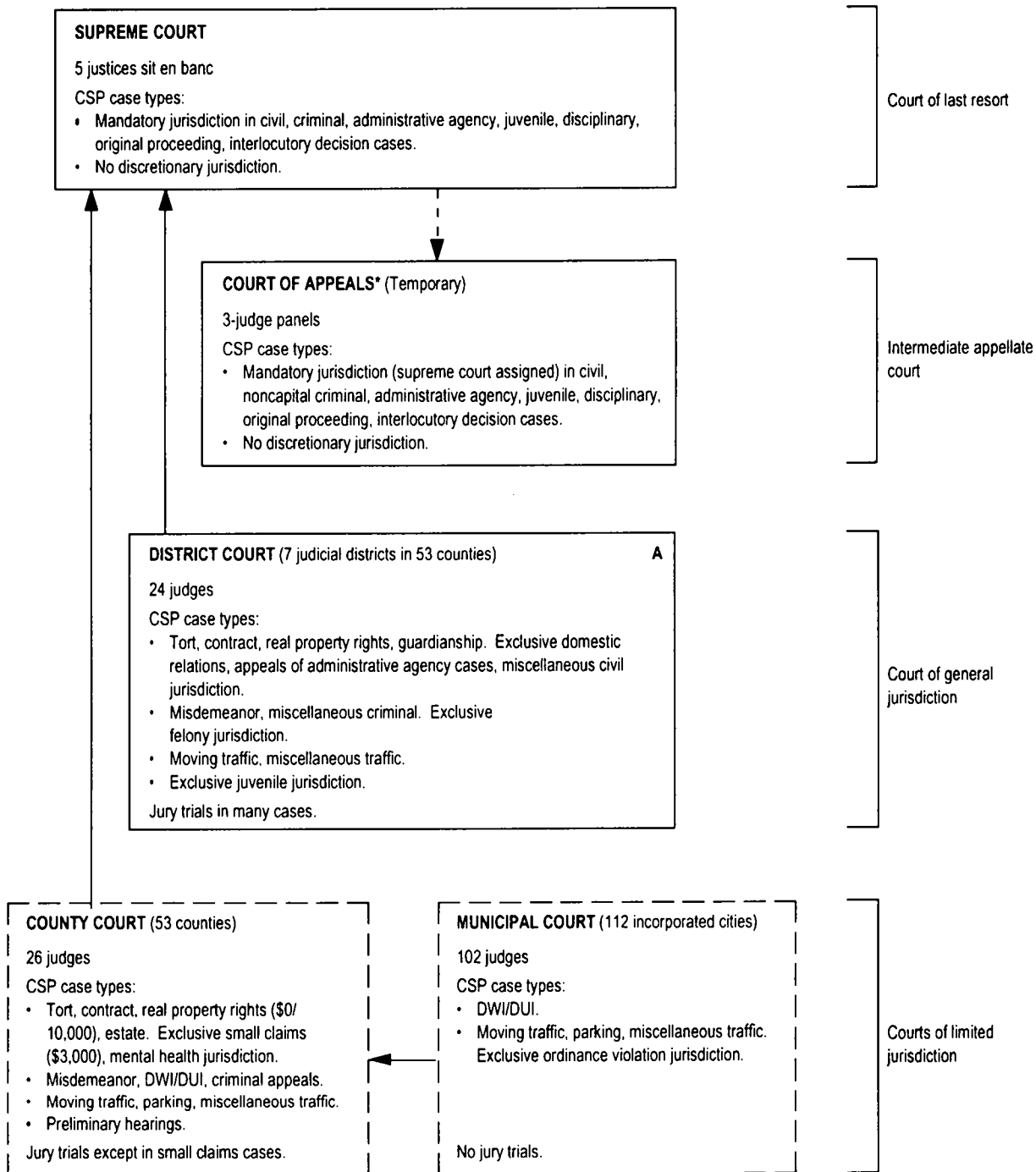


\* Unless otherwise noted numbers reflect statutory authorization. Many judges sit in more than one court so the number of judgeships indicated in this chart does not reflect the actual number of judges in the system.

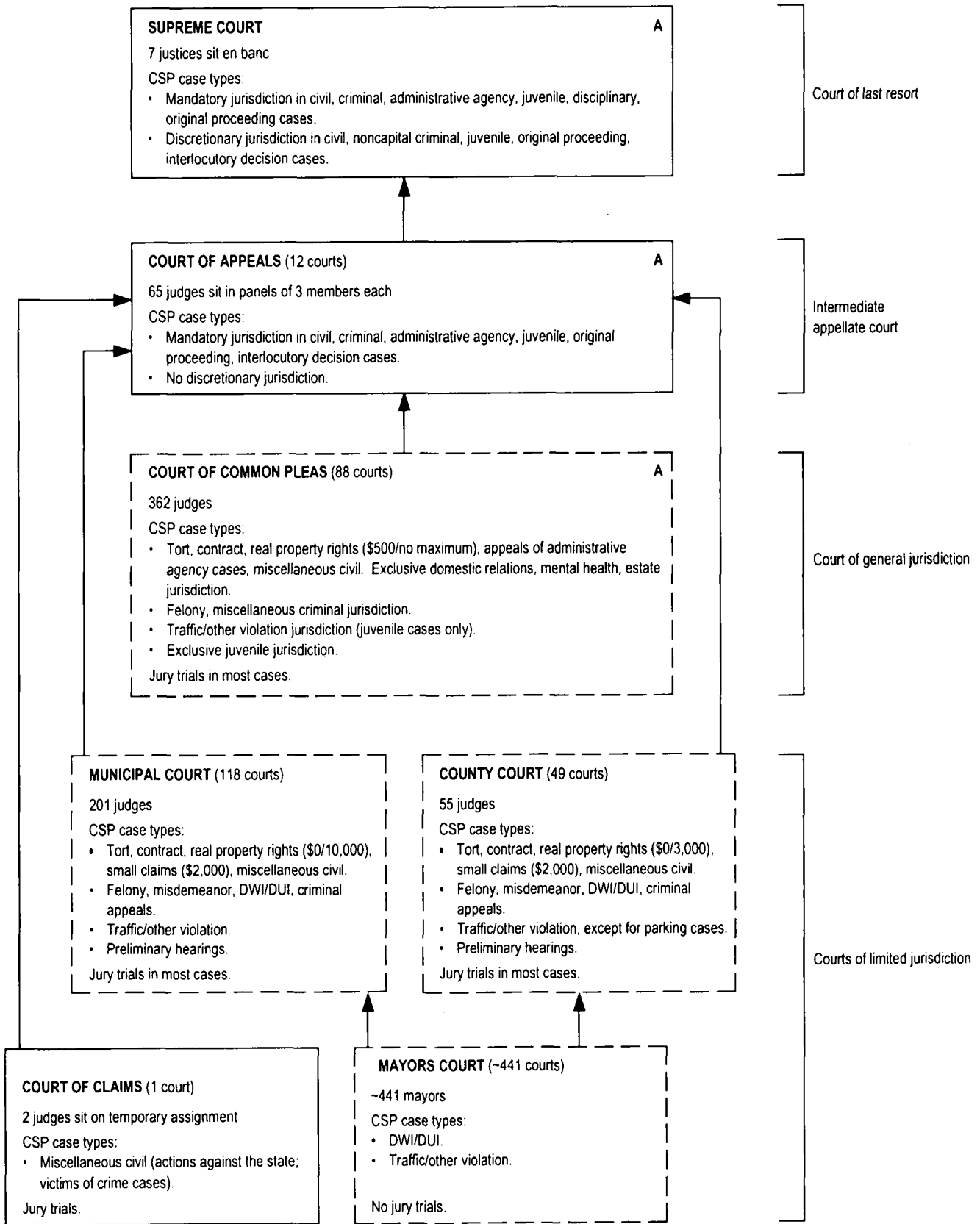
## NORTH CAROLINA COURT STRUCTURE, 1993



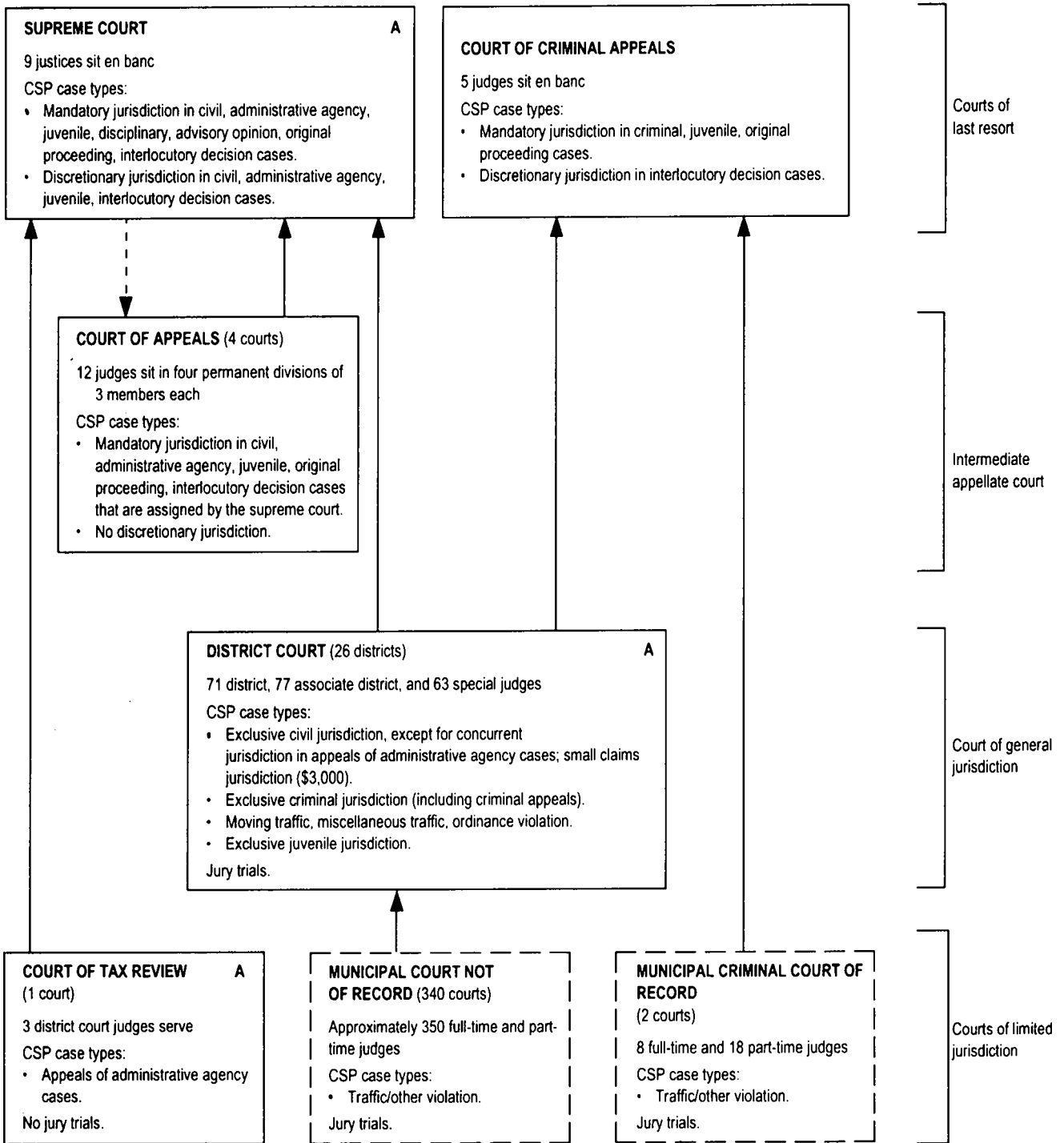
## NORTH DAKOTA COURT STRUCTURE, 1993



## OHIO COURT STRUCTURE, 1993



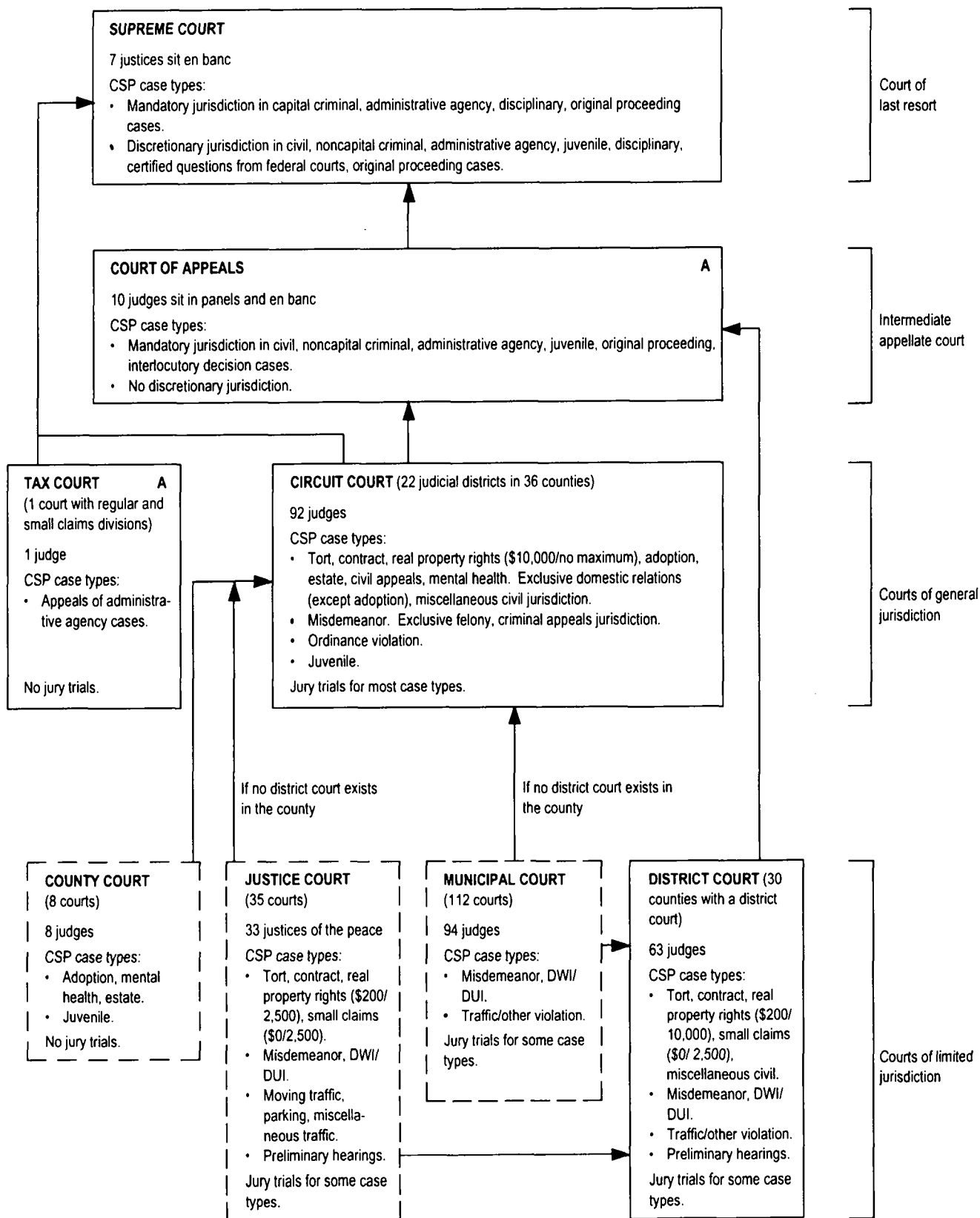
## OKLAHOMA COURT STRUCTURE, 1993



— — Indicates assignment of cases.

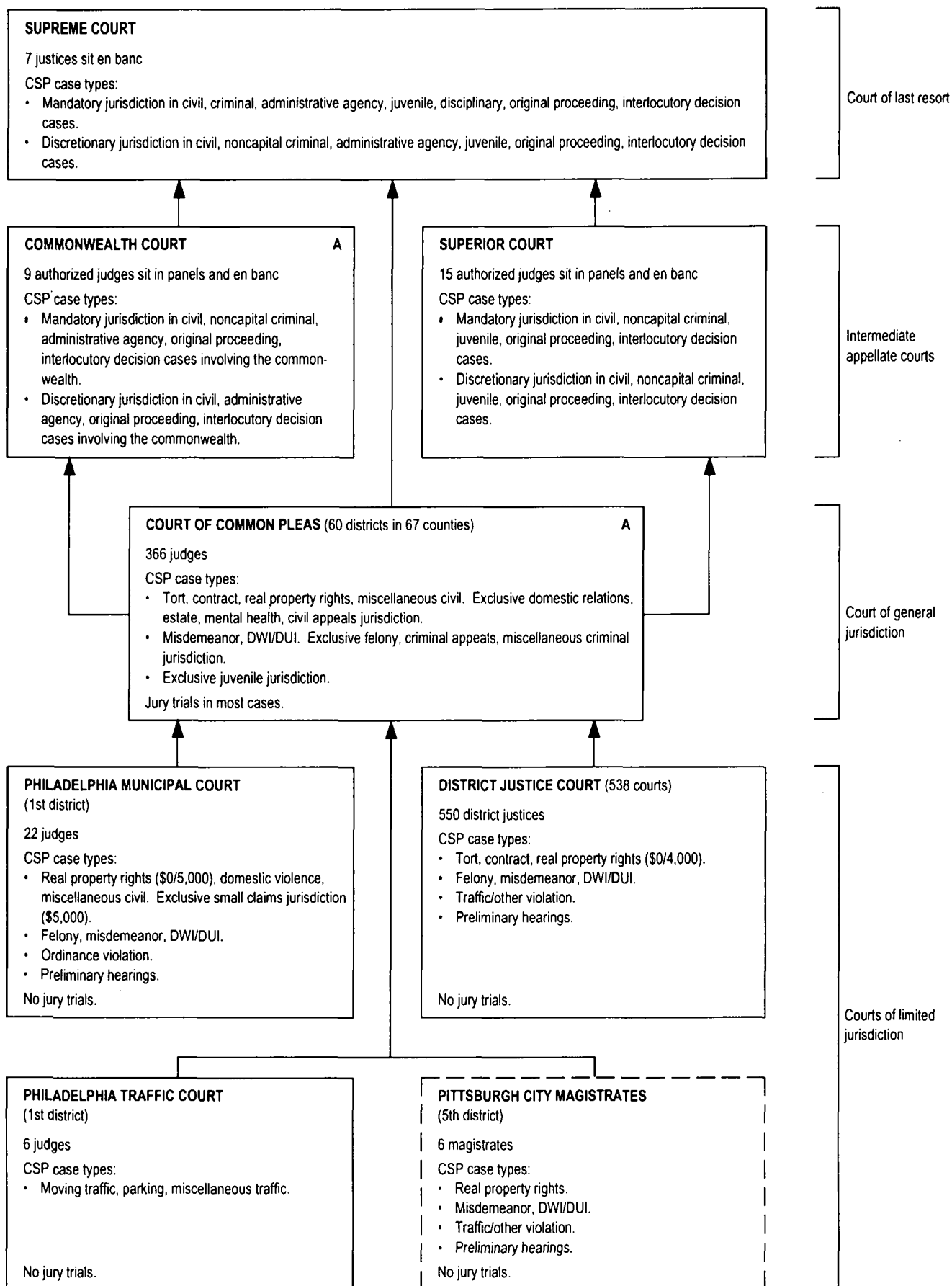
Oklahoma has a workers' compensation court, which hears complaints that are handled exclusively by administrative agencies in other states.

# OREGON COURT STRUCTURE, 1993

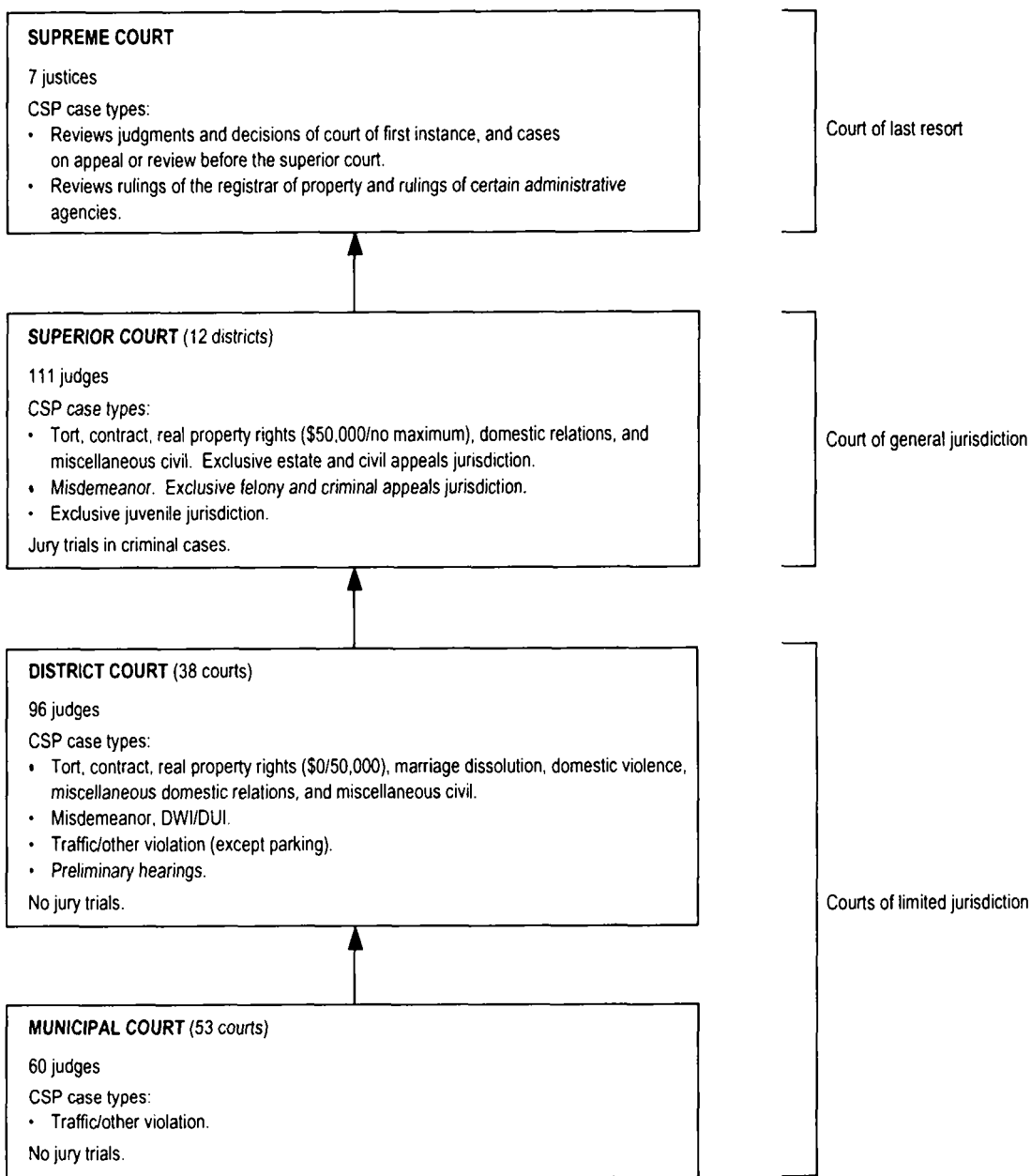




## PENNSYLVANIA COURT STRUCTURE, 1993

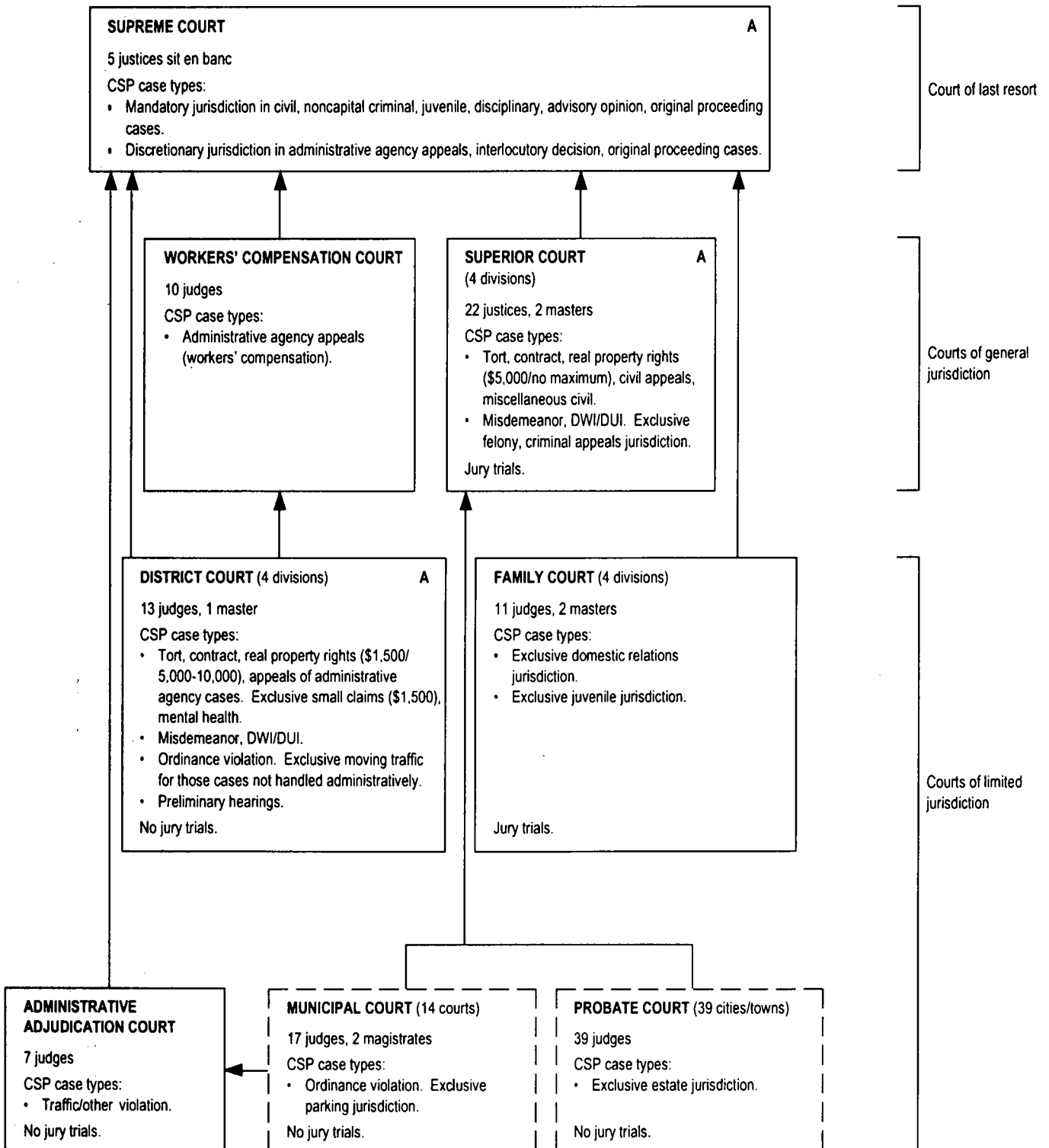


## PUERTO RICO COURT STRUCTURE, 1993

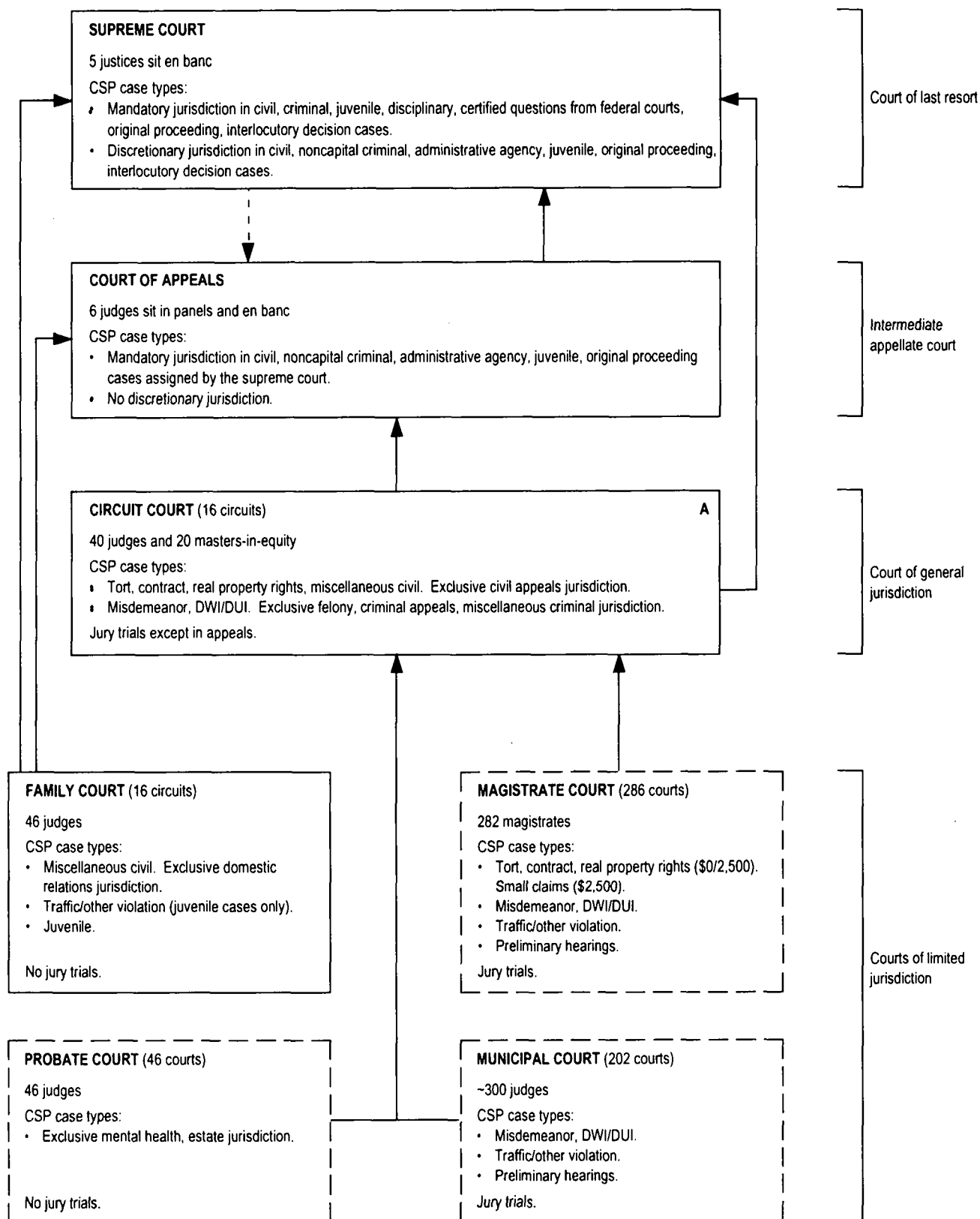


Note: Since June 30, 1991, the justice of the peace court was eliminated according to Law #17 of July 21, 1990. This jurisdiction is now with the municipal court.

## RHODE ISLAND COURT STRUCTURE, 1993

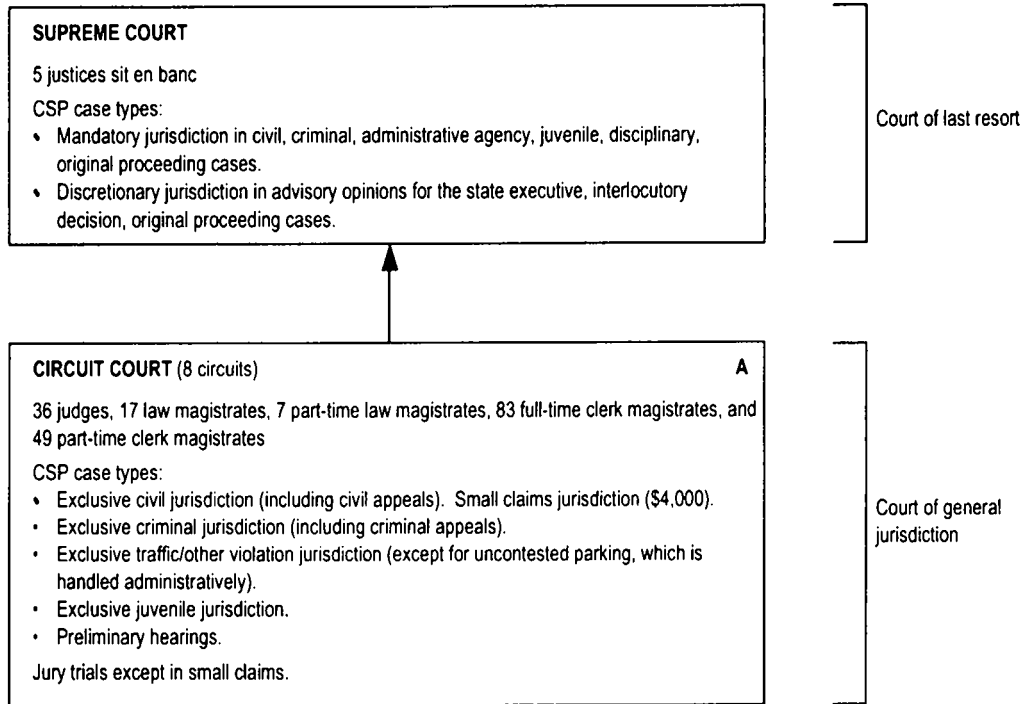


## SOUTH CAROLINA COURT STRUCTURE, 1993

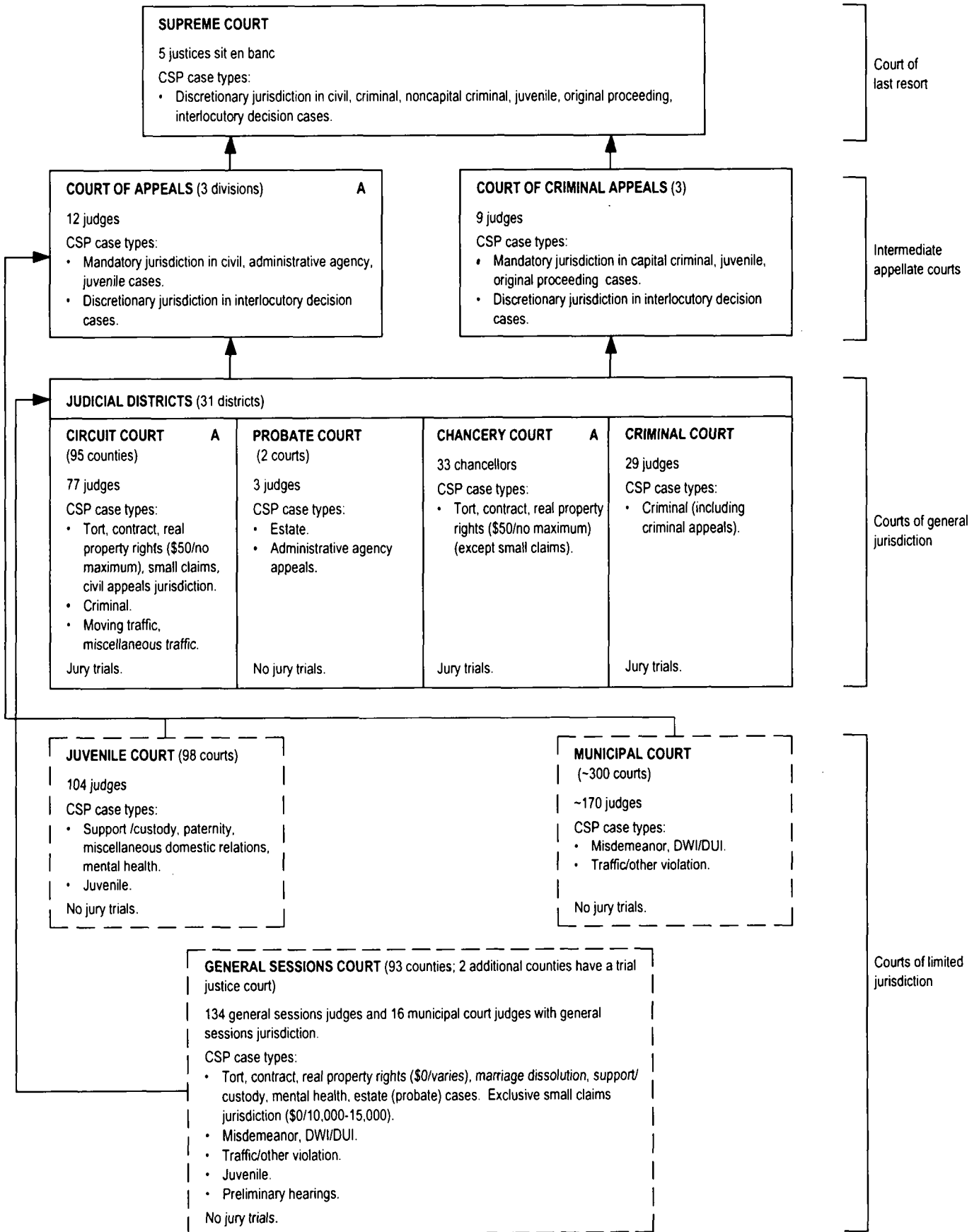


— — Indicates assignment of cases.

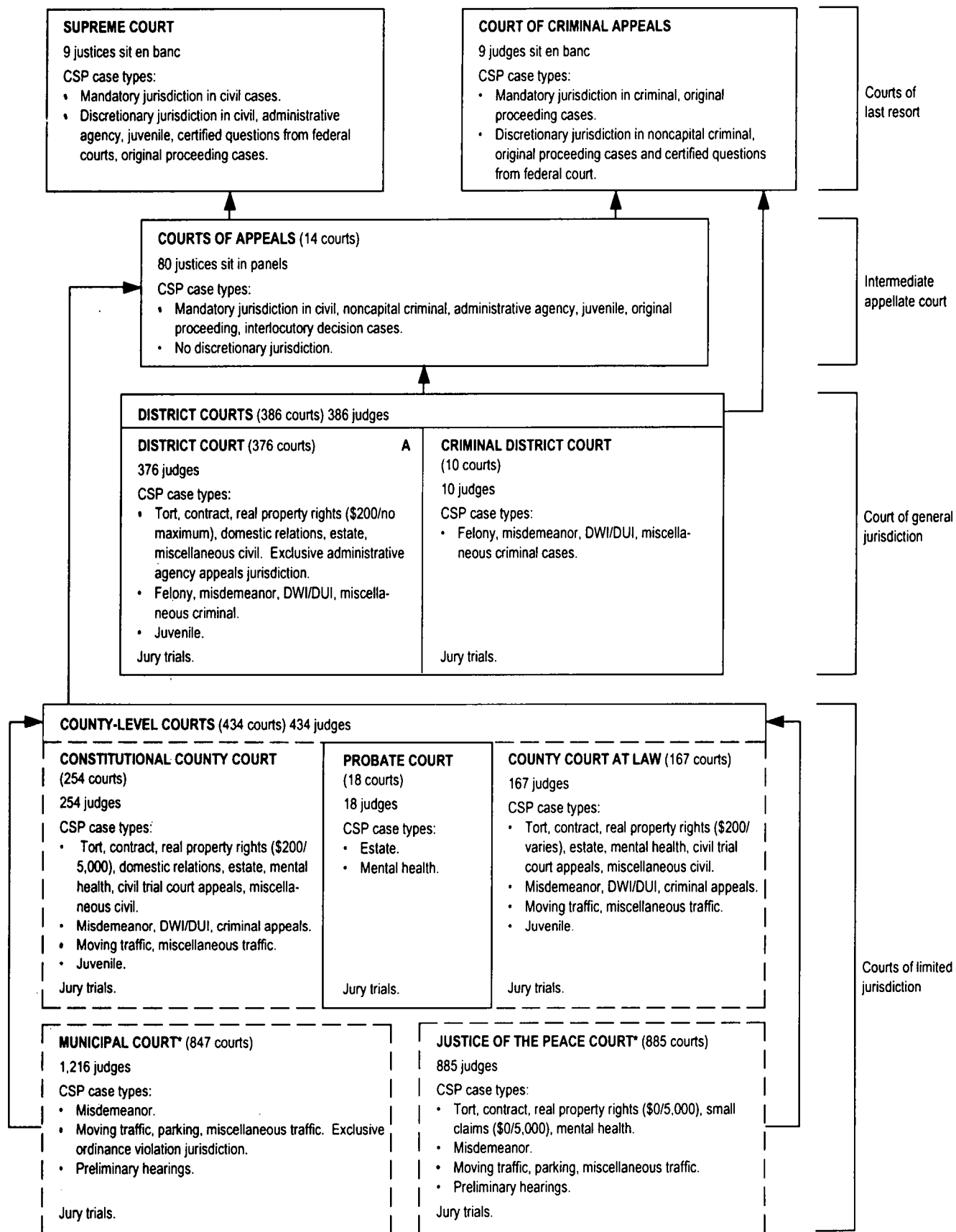
## SOUTH DAKOTA COURT STRUCTURE, 1993



# TENNESSEE COURT STRUCTURE, 1993

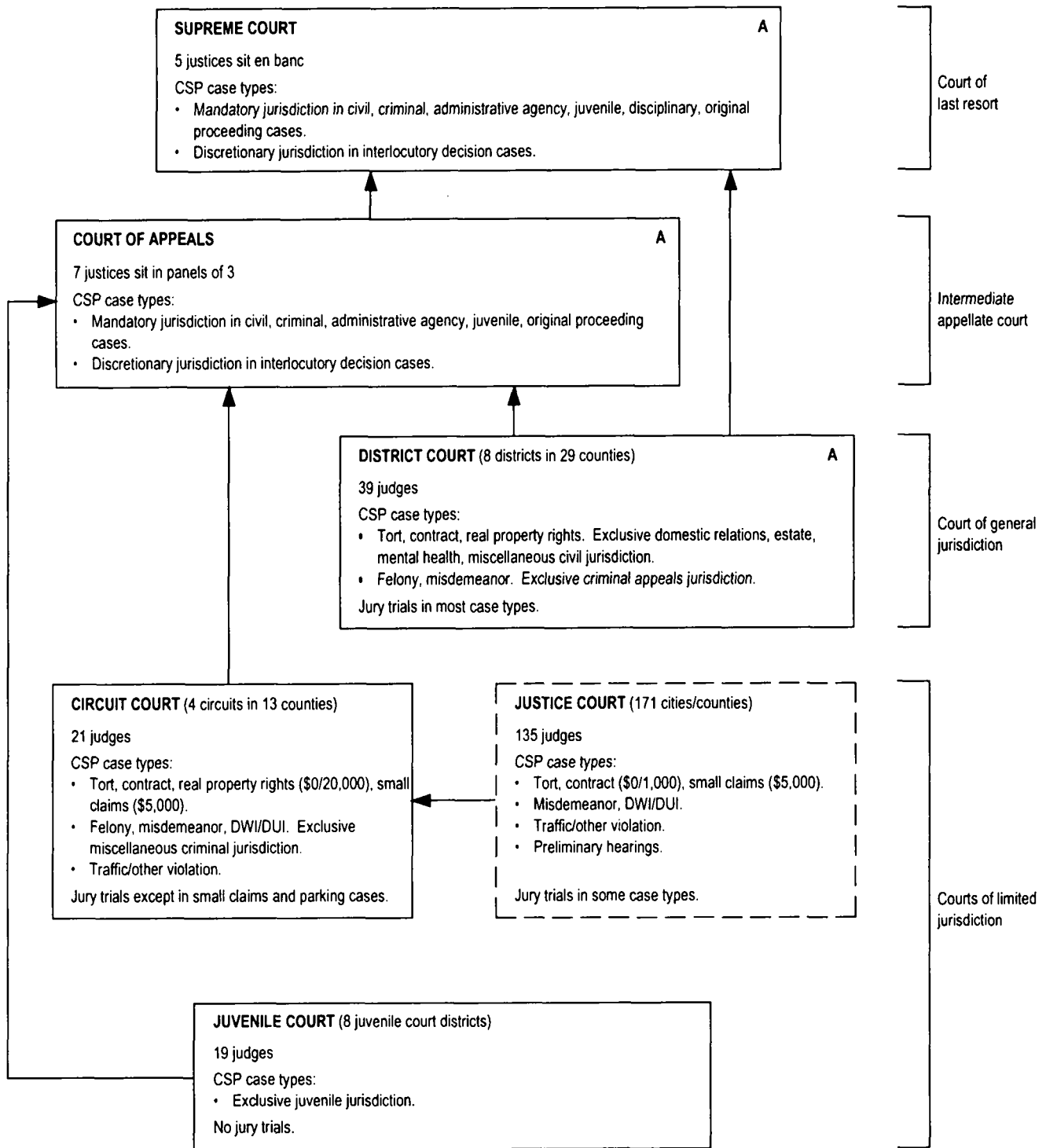


## TEXAS COURT STRUCTURE, 1993



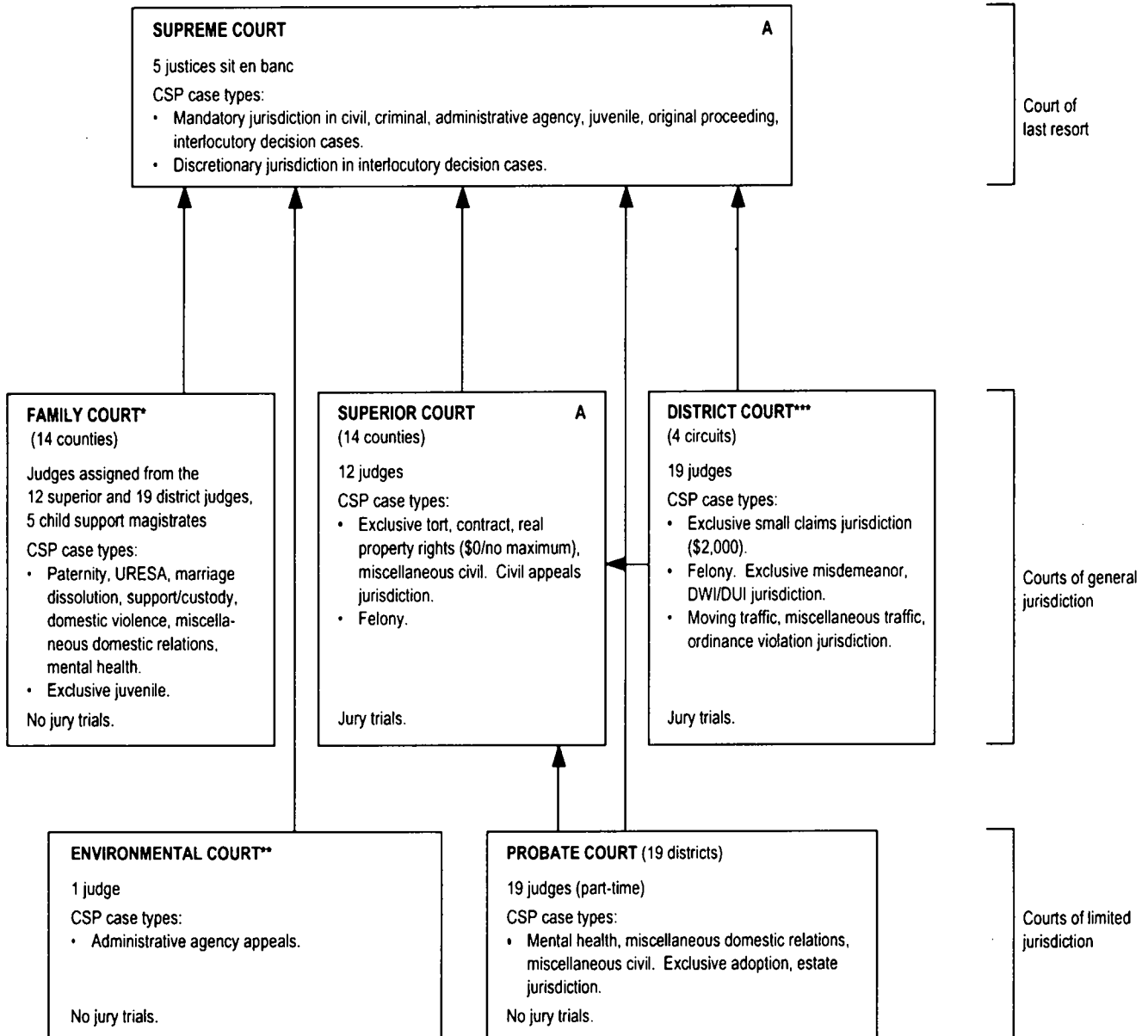
\* Some municipal and justice of the peace courts may appeal to the district court.

## UTAH COURT STRUCTURE, 1993





## VERMONT COURT STRUCTURE, 1993

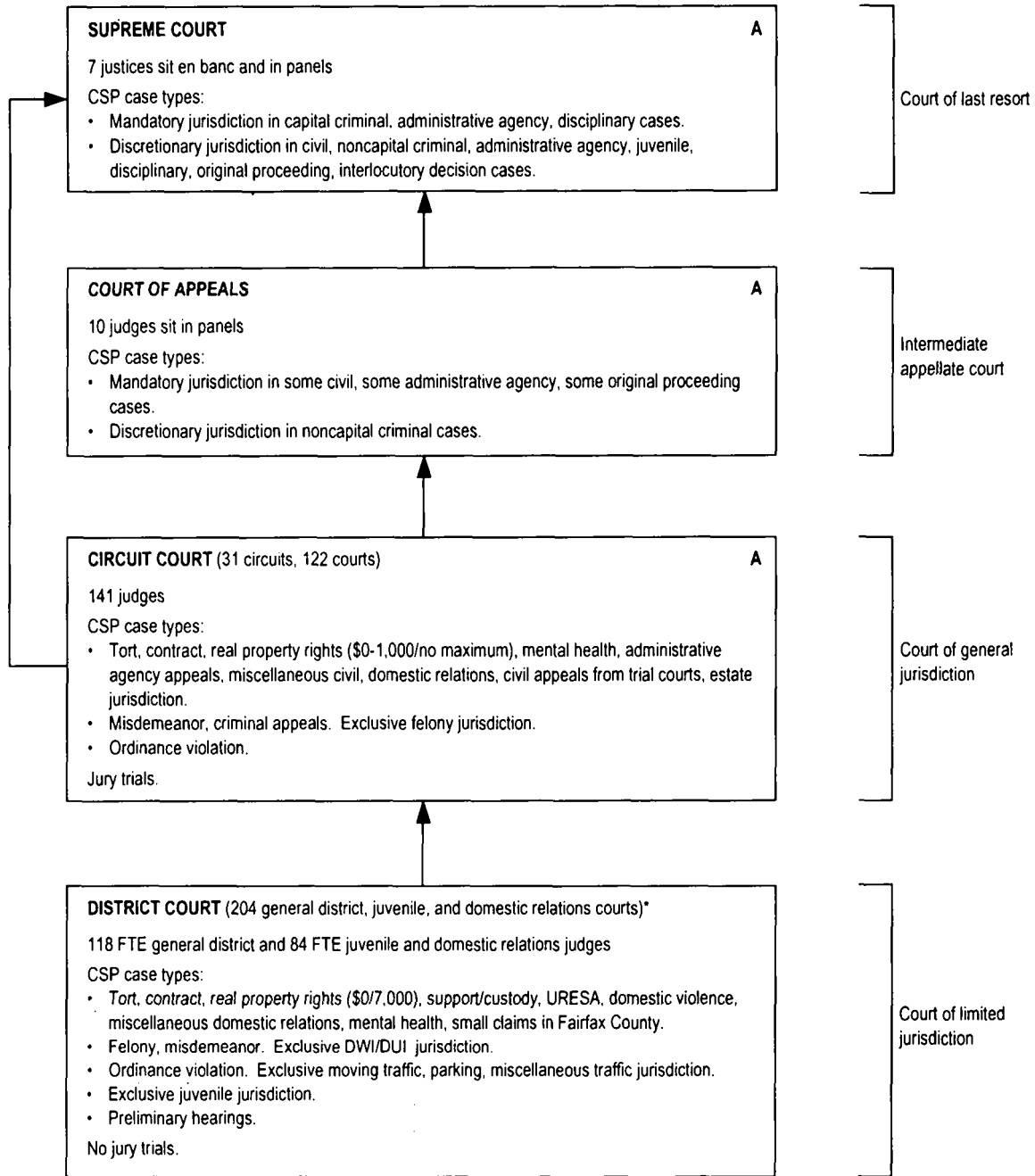


\* Vermont established a family court in 1990.

\*\* Vermont established an environmental court in 1990.

\*\*\* The district court, although created as a court of limited jurisdiction, has steadily increased its scope to include almost all criminal matters. In 1983, the district court was granted jurisdiction over all criminal cases, and has become the court of general jurisdiction for most criminal matters. A small number of appeals go to the superior court. Effective July 1, 1990, most traffic offenses became civil violations and were placed in the jurisdiction of the Vermont Traffic Bureau.

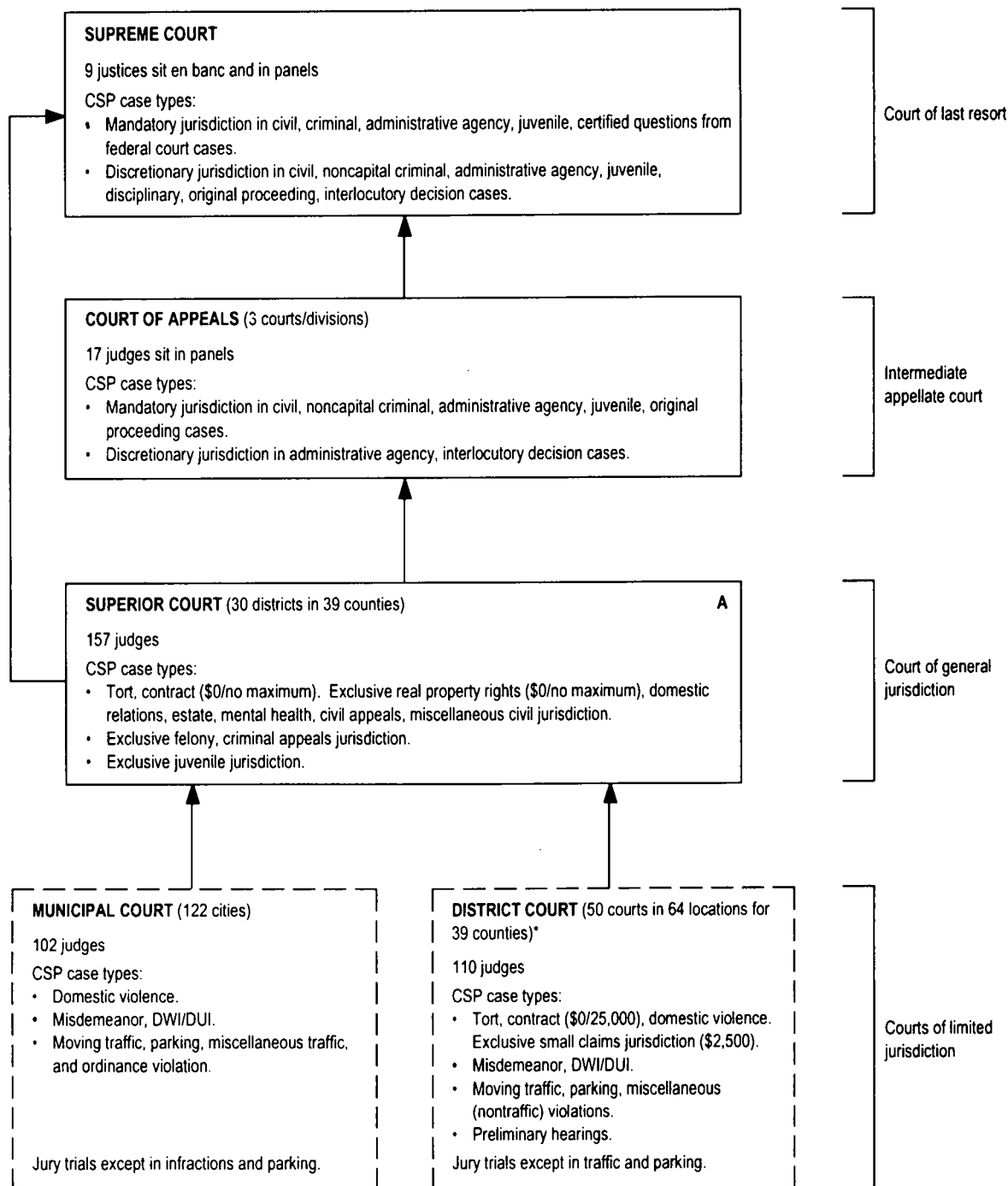
## VIRGINIA COURT STRUCTURE, 1993



\* The district court is referred to as the juvenile and domestic relations court when hearing juvenile and domestic relations cases, and as the general district court for the balance of the cases.

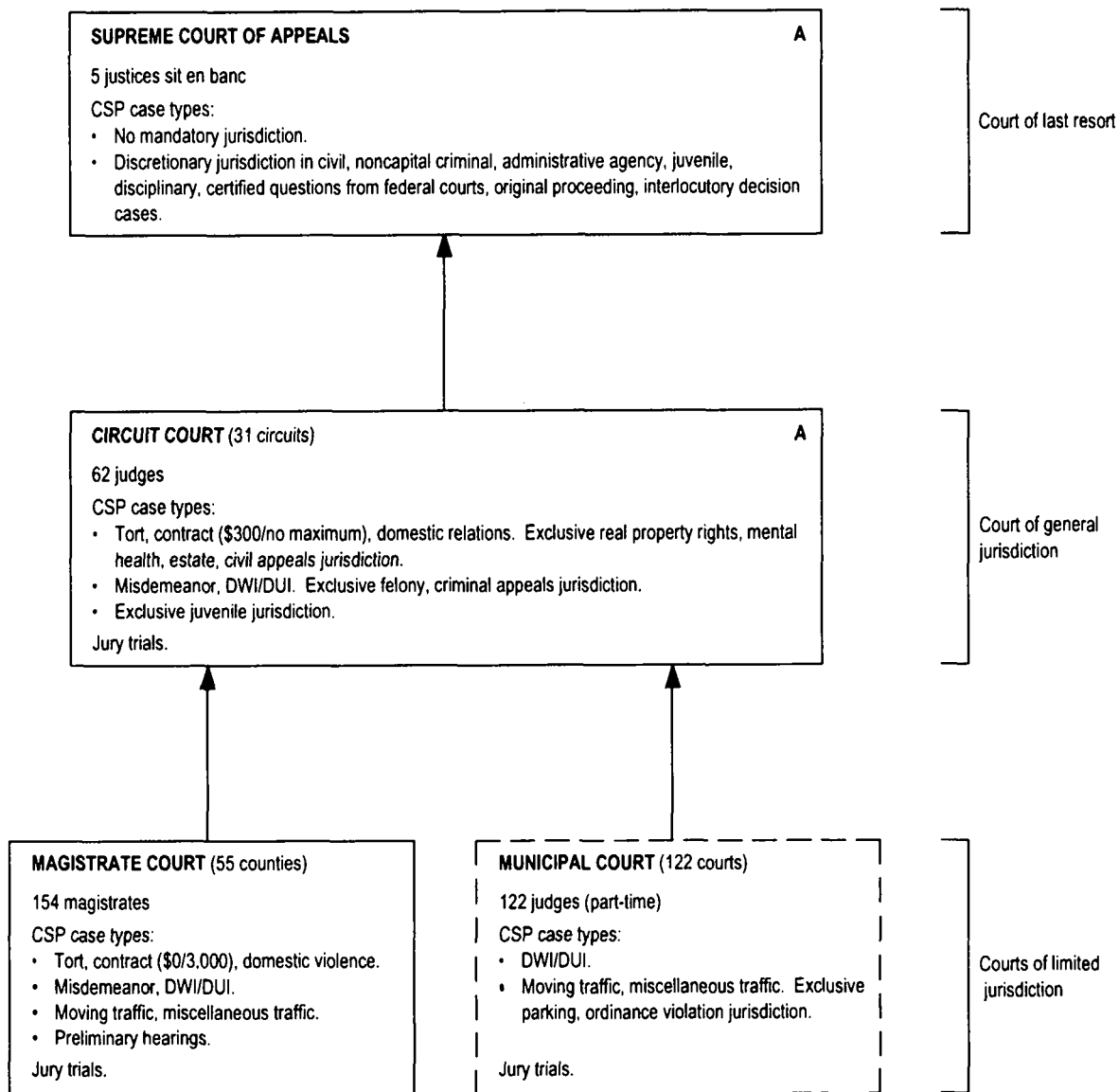
NOTE: A family court pilot project authorized by legislation passed in the 1989 session of the general assembly became operational on January 2, 1990, and concluded its two-year pilot operation on December 31, 1991.

## WASHINGTON COURT STRUCTURE, 1993

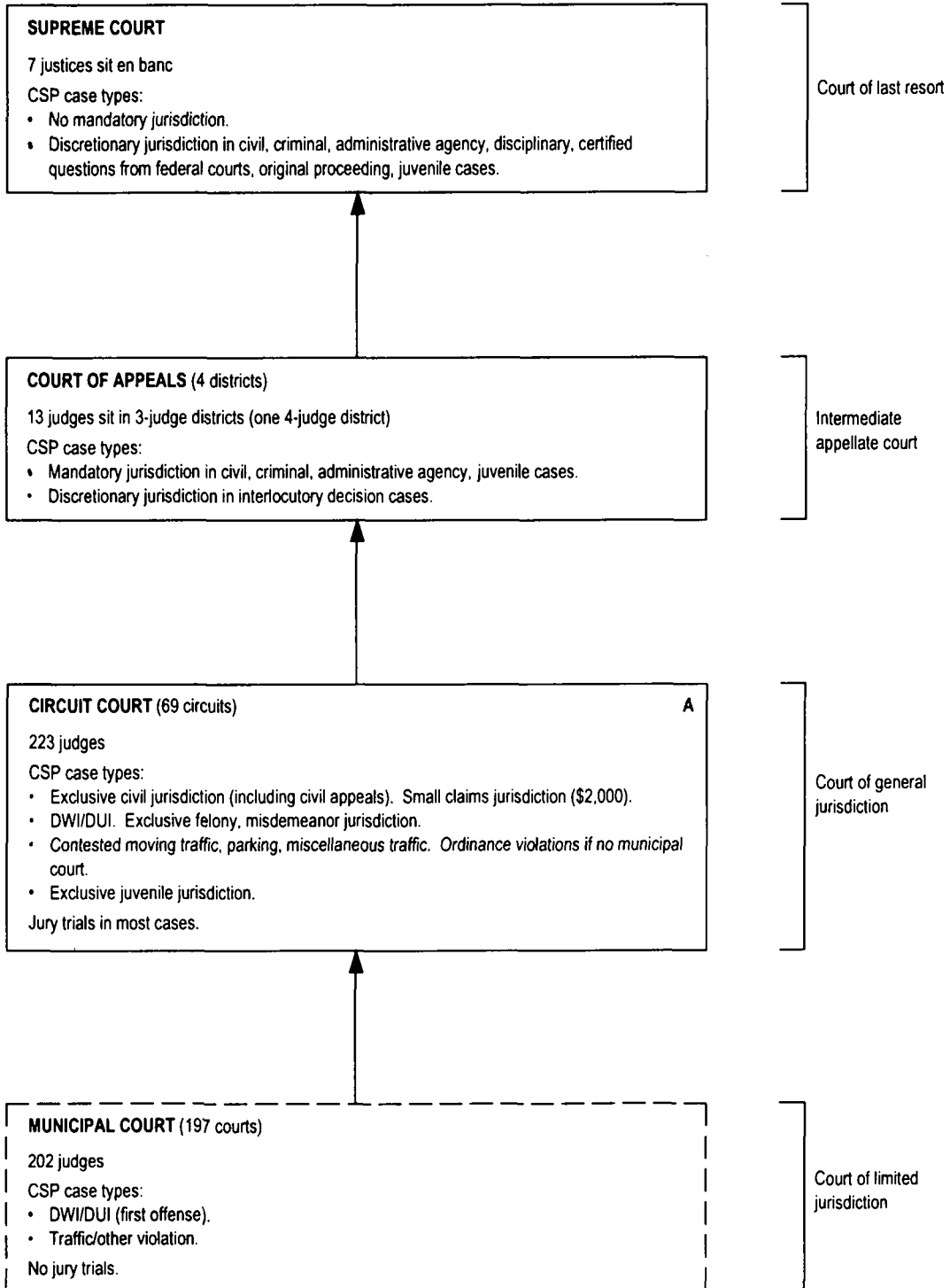


\* District court provides services to municipalities that do not have a municipal court.

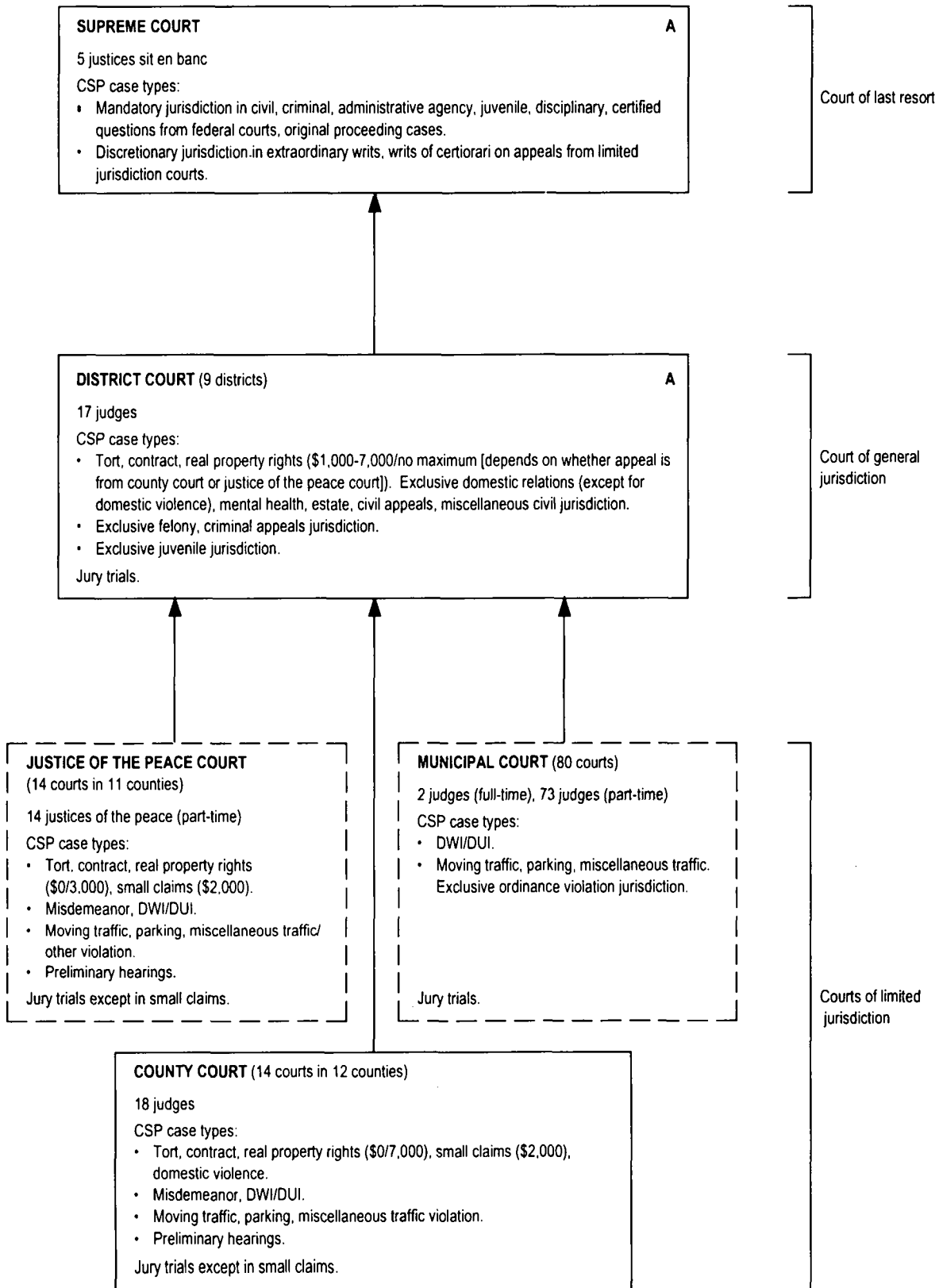
## WEST VIRGINIA COURT STRUCTURE, 1993



## WISCONSIN COURT STRUCTURE, 1993



## WYOMING COURT STRUCTURE, 1993



# **J**urisdiction and State Court Reporting Practices

**FIGURE A: Reporting Periods for All State Courts, 1993**

State	Reporting periods			
	January 1, 1993 to December 31, 1993	July 1, 1992 to June 30, 1993	September 1, 1992 to August 31, 1993	October 1, 1992 to September 30, 1993
Alabama				X
Alaska		X		
Arizona		X		
Arkansas		X		
California		X		
Colorado		X		
Connecticut	X Probate Court	X		
Delaware		X		
District of Columbia	X			
Florida	X			
Georgia	X Court of Appeals Superior Court State Court Juvenile Court	X Magistrate Court Probate Court	X Supreme Court (Aug. 1, 1992- July 31, 1993)	
Hawaii		X		
Idaho	X			
Illinois	X			
Indiana	X			
Iowa	X			
Kansas		X		
Kentucky		X		
Louisiana	X			
Maine	X Supreme Court	X (Trial Courts)		
Maryland		X		
Massachusetts	X (District Court Department only)	X Trial Court (all but District Court Department)		X Supreme Judicial Court Appeals Court
Michigan	X Court of Appeals (Trial Courts)	X Supreme Court		
Minnesota	X			
Mississippi	X			
Missouri		X		
Montana	X Supreme Court District Court	X City Court Justice of the Peace Court Municipal Court		
Nebraska	X Supreme Court Court of Appeals District Court County Court Separate Juvenile	X Workers' Compensation Court		

(continued on next page)



FIGURE A: Reporting Periods for All State Courts, 1993 (continued)

State	Reporting periods			
	January 1, 1993 to December 31, 1993	July 1, 1992 to June 30, 1993	September 1, 1992 to August 31, 1993	October 1, 1992 to September 30, 1993
Nevada	X District Court		X Supreme Court (April 1992 - March 1993)	
New Hampshire	X Supreme Court Superior Court District Court Municipal Court	X Probate Court		
New Jersey		X		
New Mexico		X		
New York	X			
North Carolina		X		
North Dakota	X			
Ohio	X			
Oklahoma		X		
Oregon	X			
Pennsylvania	X			
Puerto Rico		X		
Rhode Island	X (Trial Courts)			X Supreme Court
South Carolina	X			
South Dakota		X		
Tennessee		X		
Texas			X	
Utah	X Supreme Court	X (Trial Courts)		
Vermont		X		
Virginia	X			
Washington	X			
West Virginia	X			
Wisconsin	X			
Wyoming	X			

Note: Unless otherwise indicated, an "X" means that all of the trial and appellate courts in that state report data for the time period indicated by the column.

Source: State administrative offices of the courts.

**FIGURE B: Methods of Counting Cases in State Appellate Courts, 1993**

State/Court name:	Court type	Case counted at:				Case filed with:		Does the court count reinstated/reopened cases in its count of new filings?		
		Filing of				Trial court	Appellate court	No	Rarely	Yes, or frequently as new case
		Notice of appeal	the trial record	Record plus briefs	Other point					
<b>ALABAMA:</b>										
Supreme Court	COLR	X	0	0	0	X	0	X	0	0
Court of Civil Appeals	IAC	X	0	0	0	X	0	X	0	0
Court of Criminal Appeals	IAC	X	0	0	0	X	0	X	0	0
<b>ALASKA:</b>										
Supreme Court	COLR	X	0	0	0	X	0	IDENTIFIED SEPARATELY		
Court of Appeals	IAC	X	0	0	0	X	0	IDENTIFIED SEPARATELY		
<b>ARIZONA:</b>										
Supreme Court	COLR	X-CR	0	0	X *	0	0	X	COUNTED SEPARATELY	
Court of Appeals	IAC	X-CR *	X *	X *	X	0	X	X	COUNTED SEPARATELY	
						(except industrial cases & civil petition for special action)	(only industrial cases & civil petition for special action)			
<b>ARKANSAS:</b>										
Supreme Court	COLR	0	X	0	0	X	0	0	X	0
Court of Appeals	IAC	0	X	0	0	X	0	0	X	0
<b>CALIFORNIA:</b>										
Supreme Court	COLR	X*	X	0	0	X (death penalty only)	COLR (if petition for review of IAC)	X	0	0
Courts of Appeal	IAC	0	X	0	0	X	0	X	0	0
<b>COLORADO:</b>										
Supreme Court	COLR	X	0	0	0	0	X	IDENTIFIED SEPARATELY		
Court of Appeals	IAC	X	0	0	0	0	X	IDENTIFIED SEPARATELY		
<b>CONNECTICUT:</b>										
Supreme Court	COLR	X	0	0	0	X	0	X	0	0
Appellate Court	IAC	X	0	0	0	X	0	(if motion to open) X	0	0
								(if motion to open or if remand by COLR)		
<b>DELAWARE:</b>										
Supreme Court	COLR	X	0	0	0	0	X	X	0	0
<b>DISTRICT OF COLUMBIA:</b>										
Court of Appeals	COLR	X	0	0	0	X	0	IDENTIFIED SEPARATELY		

(continued on next page)

FIGURE B: Methods of Counting Cases in State Appellate Courts, 1993 (continued)

State/Court name:	Court type	Case counted at:				Case filed with:		Does the court count reinstated/reopened cases in its count of new filings?		
		Filing of				Trial court	Appellate court	No	Rarely	Yes, or frequently as new case
		Notice of appeal	the trial record	Record plus briefs	Other point					
<b>FLORIDA:</b>										
Supreme Court	COLR	X	0	0	0	X	IAC	X	0	0
District Courts of Appeal	IAC	X	0	0	0	X	(ADM. AGY. and Workers' Comp.)	X	0	0
<b>GEORGIA:</b>										
Supreme Court	COLR	0	X	0	X	0	X (notice of appeal)	0	0	X (if new appeal)
Court of Appeals	IAC	0	X	0	0	X	X	X	0	0
<b>HAWAII:</b>										
Supreme Court	COLR	0	X	0	0	X	X (original proceeding)	0	0	X
Intermediate Court of Appeals	IAC	0	0	0	X (when assigned by COLR)	0	0	0	0	X
<b>IDAHO:</b>										
Supreme Court	COLR	X	0	0	X (appeal from trial court)	X (COLR if appeal from IAC)	X	0	X	0
Court of Appeals	IAC	0	0	0	X (when assigned by COLR)	0	0	0	X	0
<b>ILLINOIS:</b>										
Supreme Court	COLR	X	0	0	0	0	X	X	0	0
Appellate Court	IAC	X	0	0	0	X	0	X	0	0
<b>INDIANA:</b>										
Supreme Court	COLR	0	0	0	X (any first filing, notice, record, brief, or motion)	X (only death penalty and/or sentence over 10 years)	X (if petition for transfer from IAC)	0	0	X
Court of Appeals	IAC	0	0	0	X (any first filing)	X (praecipe)	0	0	0	X
Tax Court	IAC	0	0	0	X	0	0	0	0	X

(continued on next page)

FIGURE B: Methods of Counting Cases in State Appellate Courts, 1993 (continued)

State/Court name:	Court type	Case counted at:				Case filed with:		Does the court count reinstated/reopened cases in its count of new filings?		
		Filing of				Trial court	Appellate court	No	Rarely	Yes, or frequently as new case
		Notice of appeal	the trial record	Record plus briefs	Other point					
<b>IOWA:</b>										
Supreme Court	COLR	X	0	0	0	X (if appeal from trial court)	X (COLR if appeal from IAC)	X	0	0
Court of Appeals	IAC	0	0	0	TRANSFER (if appeal from trial court)	X	0	X	0	0
<b>KANSAS:</b>										
Supreme Court	COLR	0	0	0	X*	X	0	0	0	X
Court of Appeals	IAC	0	0	0	X*	X	0	0	0	X
<b>KENTUCKY:</b>										
Supreme Court	COLR	0	0	0	X*	X (COLR if review is sought from IAC)	X	X	0	0
Court of Appeals	IAC	0	0	0	X	X	0	X	0	0
<b>LOUISIANA:</b>										
Supreme Court	COLR	0	X	0	0	0	X	X	0	0
Court of Appeals	IAC	0	X	0	0	0	X	X	0	0
<b>MAINE:</b>										
Supreme Judicial Court Sitting as Law Court	COLR	X	0	0	0	X	0	X (if remanded)	0	X (if new appeal)
<b>MARYLAND:</b>										
Court of Appeals	COLR	0	X	0	0	X (if direct appeal)	X (IAC if appeal from IAC)	0	0	X
Court of Special Appeals	IAC	0	X	0	0	X	0	0	0	X
<b>MASSACHUSETTS:</b>										
Supreme Judicial Court	COLR	0	X	0	0	X	0	X	0	0
Appeals Court	IAC	0	X	0	0	X	0	0	X (if originally dismissed as premature)	0

(continued on next page)

FIGURE B: Methods of Counting Cases in State Appellate Courts, 1993 (continued)

State/Court name:	Court type	Case counted at:				Case filed with:		Does the court count reinstated/reopened cases in its count of new filings?		
		Filing of				Trial court	Appellate court	No	Rarely	Yes, or frequently as new case
		Notice of appeal	the trial record	Record plus briefs	Other point					
<b>MICHIGAN:</b>										
Supreme Court	COLR	X	0	0	0	0	X	X	0	X
								(if remanded w/jurisdiction retained)	X	(if new appeal)
Court of Appeals	IAC	X	0	0	0	0	X	0	0	X
<b>MINNESOTA:</b>										
Supreme Court	COLR	X	0	0	0	0	X	X	0	0
Court of Appeals	IAC	X	0	0	0	0	X	X	0	0
<b>MISSISSIPPI:</b>										
Supreme Court	COLR	X	0	0	0	X	0	IDENTIFIED SEPARATELY		
<b>MISSOURI:</b>										
Supreme Court	COLR	X	0	0	0	X	0	X	0	0
Court of Appeals	IAC	X	0	0	0	X	0	X	0	0
<b>MONTANA:</b>										
Supreme Court	COLR	X (notice plus any other filing: fee, record, motion)	0	0	0	X	0	X	0	0
<b>NEBRASKA:</b>										
Supreme Court	COLR	X	0	0	0	X	0	X	0	0
Court of Appeals	IAC	X	0	0	0	X	0	X	0	0
<b>NEVADA:</b>										
Supreme Court	COLR	0	X	0	0	0	X	IDENTIFIED SEPARATELY		
<b>NEW HAMPSHIRE:</b>										
Supreme Court	COLR	X	0	0	0	0	X	X	0	X
								(if remanded & jurisdiction retained)		
<b>NEW JERSEY:</b>										
Supreme Court	COLR	X	0	0	0	0	X	IDENTIFIED SEPARATELY		
Appellate Division of Superior Court	IAC	X	0	0	0	0	X	IDENTIFIED SEPARATELY		

(continued on next page)

FIGURE B: Methods of Counting Cases in State Appellate Courts, 1993 (continued)

State/Court name:	Court type	Case counted at:				Case filed with:		Does the court count reinstated/reopened cases in its count of new filings?		
		Filing of				Trial court	Appellate court	No	Rarely	Yes, or frequently as new case
		Notice of appeal	the trial record	Record plus briefs	Other point					
<b>NEW MEXICO:</b>										
Supreme Court	COLR	0	0	0	X (within 30 days of notice)	X	0	X	0	0
Court of Appeals	IAC	0	0	0	X (within 30 days of notice)	X	0	IDENTIFIED SEPARATELY		
<b>NEW YORK:</b>										
Court of Appeals	COLR	X	0	0	0	X	0	0	0	X
Appellate Divisions of Supreme Court	IAC	0	X	0	0	X	0	X (if remit for specific issues)	0	X (if remand for new trial)
Appellate Terms of Supreme Court	IAC	0	X	0	0	X	0	X	0	0
<b>NORTH CAROLINA:</b>										
Supreme Court	COLR	0	X	0	0	X (if direct appeal)	X (COLR if appeal from IAC)	X (if petition to rehear)	X	0
Court of Appeals	IAC	0	X	0	0	X	0	X (if reconsidering dismissal)	X	0
<b>NORTH DAKOTA:</b>										
Supreme Court	COLR	X	0	0	0	X	0	0	0	X
<b>OHIO:</b>										
Supreme Court	COLR	X	0	0	0	0	IAC	X	0	0
Court of Appeals	IAC	X	0	0	0	X*	0	X	0	0
<b>OKLAHOMA:</b>										
Supreme Court	COLR	X*	0	0	0	X	0	X*	0	X*
Court of Criminal Appeals	COLR	0 (notice plus transcript)	X	0	0	X	0	X*	0	X*
Court of Appeals	IAC	0	0	0	TRANSFER	0	COLR	X*	0	X*
<b>OREGON:</b>										
Supreme Court	COLR	X	0	0	0	0	X	IDENTIFIED SEPARATELY		
Court of Appeals	IAC	X	0	0	0	0	X	IDENTIFIED SEPARATELY		

(continued on next page)

FIGURE B: Methods of Counting Cases in State Appellate Courts, 1993 (continued)

State/Court name:	Court type	Case counted at:				Case filed with:		Does the court count reinstated/reopened cases in its count of new filings?		
		Filing of				Trial court	Appellate court	No	Rarely	Yes, or frequently as new case
		Notice of appeal	the trial record	Record plus briefs	Other point					
<b>PENNSYLVANIA:</b>										
Supreme Court	COLR	X (direct appeal only)	0	0	X (discretionary certiorari granted)	X*	X*	X (if re-instated to enforce order)	X (if new appeal)	0 0
Superior Court	IAC	X	0	0	0	X	0	X	0	0
Commonwealth Court	IAC	X	0	0	0	X	X	0 (ADM. AGY.)	0	X
<b>PUERTO RICO:</b>										
Supreme Court	COLR	X	0	0	0	CR	CV	X IDENTIFIED SEPARATELY	X IDENTIFIED SEPARATELY	X IDENTIFIED SEPARATELY
<b>RHODE ISLAND:</b>										
Supreme Court	COLR	0	X	0	0	0	X	0	0	X
<b>SOUTH CAROLINA:</b>										
Supreme Court	COLR	0	X	0	0	X	X	X	0	0
Court of Appeals	IAC	0	0	0	TRANSFER	0	0	X	0	0
<b>SOUTH DAKOTA:</b>										
Supreme Court	COLR	X	0	0	0	X	0	X	0	0
<b>TENNESSEE:</b>										
Supreme Court	COLR	X	0	0	0	0	X	IDENTIFIED SEPARATELY		
Court of Appeals	IAC	X	0	0	0	0	X (Court of Appeals)	IDENTIFIED SEPARATELY		
Court of Criminal Appeals	IAC	X	0	0	0	0	X (Court of Criminal Appeals)	IDENTIFIED SEPARATELY		
<b>TEXAS:</b>										
Supreme Court	COLR	X	0	0	0	0	X	IDENTIFIED SEPARATELY		
Court of Criminal Appeals	COLR	0	0	0	X (any first filing)	X	X (Court of Crim. Appeals)	IDENTIFIED SEPARATELY		
Court of Appeals	IAC	X (Civil only)	0	0	0	X	0	IDENTIFIED SEPARATELY		
<b>UTAH:</b>										
Supreme Court	COLR	X	0	0	0	0	X (ADM. AGY.)	0	0	0
Court of Appeals	IAC	X	0	0	0	X	X	0	X	0

(continued on next page)

FIGURE B: Methods of Counting Cases in State Appellate Courts, 1993 (continued)

State/Court name:	Court type	Case counted at:				Case filed with:		Does the court count reinstated/reopened cases in its count of new filings?		
		Filing of				Trial court	Appellate court	No	Rarely	Yes, or frequently as new case
		Notice of appeal	the trial record	Record plus briefs	Other point					
<b>VERMONT:</b>										
Supreme Court	COLR	X	0	0	0	X	0	X	0	X
								(if dismissed & reinstated)		(if after final decision or if statistical period has ended)
<b>VIRGINIA:</b>										
Supreme Court	COLR	X	0	0	0	0	X	X	0	0
Court of Appeals	IAC	X	0	0	0	X	0	X	0	0
<b>WASHINGTON:</b>										
Supreme Court	COLR	X	0	0	0	X	0	X	0	0
Court of Appeals	IAC	X	0	0	0	X	0	X	0	0
<b>WEST VIRGINIA:</b>										
Supreme Court	COLR	X	0	0	0	X	0	X	0	0
								(counted as new filings as of 8/86)		
<b>WISCONSIN:</b>										
Supreme Court	COLR	0	0	0	X	0	X	0	0	X
					(when accepted by court)					
Court of Appeals	IAC	X	0	0	0	X	0	0	0	X
<b>WYOMING:</b>										
Supreme Court	COLR	X	0	0	0	0	X	0	0	X

ADM. AGY. = Administrative agency cases only.  
 CR = Criminal cases only.  
 CV = Civil cases only.  
 DP = Death penalty cases only.  
 COLR = Court of last resort.  
 IAC = Intermediate appellate court.  
 X = Yes  
 0 = No

Kansas: Cases are counted at the docketing, which occurs 21 days after a notice of appeal is filed in the trial court.

Kentucky: Cases are counted at either the filing of the brief or request for intermediate relief.

Ohio-Court of Appeals: The clerk of the trial court is also the clerk of the Court of Appeals.

Oklahoma: The notice of appeal refers to the petition in error. The courts do not count reinstated cases as new filings, but do count any subsequent appeal of an earlier decided case as a new filing.

Pennsylvania-Supreme Court: Mandatory cases are filed with the trial court, and discretionary cases are filed with the appellate court.

Source: State administrative offices of the courts.

**FOOTNOTES\***

Arizona-Supreme Court: Civil cases are counted when the fee is paid within 30 days after trial record is filed.

Arizona-Court of Appeals: Civil cases are counted when the fee is paid within 30 days after trial record is filed. Juvenile/industrial/habeas corpus cases are counted at receipt of notice or at receipt of the trial record.

California-Supreme Court: Cases are counted at the notice of appeal for discretionary review cases from the IAC.



**FIGURE C: Dollar Amount Jurisdiction for Original Tort, Contract, Real Property Rights, and Small Claims Filings in State Trial Courts, 1993**

State/Court name:	Jurisdiction	Unlimited dollar amount torts, contracts, real property	Limited dollar amount torts, contracts, real property	Small claims			
		Minimum/maximum	Minimum/maximum	Maximum dollar amount	Jury trials	Summary procedures	Lawyers permitted
<b>ALABAMA:</b>							
Circuit Court	G	\$1,500/No maximum	-	-	-	-	-
District Court	L	-	\$1,500/\$5,000	\$1,500	No	Yes	Optional
<b>ALASKA:</b>							
Superior Court	G	0/No maximum	-	-	-	-	-
District Court	L	-	0/\$50,000	\$5,000	No	Yes	Yes
<b>ARIZONA:</b>							
Superior Court	G	\$5,000/No maximum	-	-	-	-	-
Justice of the Peace Court	L	-	0/\$5,000	\$1,500	No	Yes	No
<b>ARKANSAS:</b>							
Circuit Court	G	\$100/No maximum	-	-	-	-	-
Court of Common Pleas	L	-	\$500/\$1,000 (contract only)	-	-	-	-
Municipal Court	L	-	0/\$3,000 (contract and real property)	\$3,000	No	Yes	No
City Court, Police Court	L	-	0/\$300 (contract and real property)	-	-	-	-
Justice of the Peace	L	-	-	\$300	No	Yes	No
<b>CALIFORNIA:</b>							
Superior Court	G	\$25,000/No maximum	-	-	-	-	-
Municipal Court	L	-	0/\$25,000	\$5,000	No	Yes	No
Justice Court	L	-	0/\$25,000	\$5,000	No	Yes	No
<b>COLORADO:</b>							
District Court	G	0/No maximum	-	-	-	-	-
Water Court	G	0/No maximum	-	-	-	-	-
County Court	L	-	0/\$10,000	\$3,500	No	Yes	No
<b>CONNECTICUT:</b>							
Superior Court	G	0/No maximum	-	\$2,000	No	Yes	Yes
<b>DELAWARE:</b>							
Court of Chancery	G	0/No maximum	-	-	-	-	-
Superior Court	G	0/No maximum	-	-	-	-	-
Court of Common Pleas	L	-	0/\$15,000	-	-	-	-
Justice of the Peace Court	L	-	0/\$5,000	\$5,000	No	Yes	Yes
<b>DISTRICT OF COLUMBIA:</b>							
Superior Court	G	\$2,001/No maximum (no minimum for real property)	-	\$2,000	Yes	Yes	Yes
<b>FLORIDA:</b>							
Circuit Court	G	\$15,001/No maximum	-	-	-	-	-
County Court	L	-	\$2,500/\$15,000	\$2,500	Yes	Yes	Yes

(continued on next page)

FIGURE C: Dollar Amount Jurisdiction for Original Tort, Contract, Real Property Rights, and Small Claims Filings in State Trial Courts, 1993  
(continued)

State/Court name:	Jurisdiction	Unlimited dollar amount torts, contracts, real property	Limited dollar amount torts, contracts, real property	Small claims			
		Minimum/maximum	Minimum/maximum	Maximum dollar amount	Jury trials	Summary procedures	Lawyers permitted
<b>GEORGIA:</b>							
Superior Court	G	0/No maximum	-	No max	Yes	No	Yes
State Court	L	0/No maximum (No real property)	-	No max	Yes	No	Yes
Civil Court (Bibb & Richmond counties only)	L	-	0/\$7,500 - 0/\$25,000 (Bibb) - (Richmond)	\$25,000	Yes	Yes	Yes
Magistrate Court	L	-	0/\$5,000 (No real property)	\$5,000	No	Yes	Yes
Municipal Court (Columbus)	L	-	0/ \$7,500	\$7,500	Yes	Yes	Yes
<b>HAWAII:</b>							
Circuit Court	G	\$5,000/No maximum	-	-	-	-	-
District Court	L	-	0/\$10,000 (No maximum in summary possession or ejection)	\$2,500 (Except in residential security de- posit cases)	No	Yes	Yes
<b>IDAHO:</b>							
District Court: (Magistrates Division)	G	0/No maximum	-	-	-	-	-
	L	-	0/\$10,000	\$3,000	No	Yes	No
<b>ILLINOIS:</b>							
Circuit Court	G	0/No maximum	-	\$2,500	Yes	Yes	Yes
<b>INDIANA:</b>							
Superior Court and Circuit Court	G	0/No maximum	-	\$3,000	No	Yes	Yes
County Court	L	-	0/\$10,000	\$3,000	No	Yes	Yes
Municipal Court of Marion County	L	-	0/\$20,000	-	-	-	-
Small Claims Court of Marion County	L	-	-	\$3,000	No	Yes	Yes
City Court	L	-	0/ \$500- \$2,500 (No real property)	-	-	-	-
<b>IOWA:</b>							
District Court	G	0/No maximum	-	\$2,000	No	Yes	Yes
<b>KANSAS:</b>							
District Court	G	0/No maximum	-	\$1,000	No	Yes	No
<b>KENTUCKY:</b>							
Circuit Court	G	\$4,000/No maximum	-	-	-	-	-
District Court	L	-	0/ \$4,000	\$1,500	No	Yes	Yes
<b>LOUISIANA:</b>							
District Court	G	0/No maximum	-	-	-	-	-
City Court, Parish Court (New Orleans City Court)	L	-	0/\$10,000	\$2,000	No	Yes	Yes
	L	-	0/\$20,000	\$2,000	No	Yes	Yes
Justice of the Peace Court	L	-	0/ \$1,200	\$1,200	No	Yes	Yes

(continued on next page)

FIGURE C: Dollar Amount Jurisdiction for Original Tort, Contract, Real Property Rights, and Small Claims Filings in State Trial Courts, 1993  
(continued)

State/Court name:	Jurisdiction	Unlimited dollar amount	Limited dollar amount	Small claims			
		torts, contracts, real property	torts, contracts, real property	Maximum dollar amount	Jury trials	Summary procedures	Lawyers permitted
		Minimum/maximum	Minimum/maximum				
<b>MAINE:</b>							
Superior Court	G	0/No maximum	-	-	-	-	-
District Court	L	-	0/\$30,000	\$3,000	No	Yes	Yes
<b>MARYLAND:</b>							
Circuit Court	G	\$2,500/No maximum	-	-	-	-	-
District Court	L	0/No maximum (real property)	\$2,500/\$20,000 (tort, contract)	\$2,500	No	Yes	Yes
<b>MASSACHUSETTS:</b>							
Trial Court of the Commonwealth:							
Superior Court Dept.	G	0/No maximum	-	-	-	-	-
Housing Court Dept.	G	0/No maximum	-	\$1,500	No	No	Yes
District Court Dept.	G	0/No maximum	-	\$1,500	Yes	Yes	Yes
Boston Municipal Court Dept.	G	0/No maximum	-	\$1,500	Yes	Yes	Yes
<b>MICHIGAN:</b>							
Circuit Court	G	\$10,000/No maximum	-	-	-	-	-
District Court	L	-	0/\$10,000	\$1,750	No	Yes	No
Municipal Court	L	-	0/ \$1,500				
<b>MINNESOTA:</b>							
District Court	G	0/No maximum	-	\$5,000	No	Yes	Yes
<b>MISSISSIPPI:</b>							
Circuit Court	G	\$200/No maximum					
County Court	L	0/\$50,000					
Justice Court	L	0/\$1,000					
<b>MISSOURI:</b>							
Circuit Court	G	0/No maximum	-	-	-	-	-
(Associate Division)	L	-	0/\$15,000	\$1,500	No	Yes	Yes
<b>MONTANA:</b>							
District Court	G	\$50/No maximum	-	-	-	-	-
Justice of the Peace Court	L	-	0/\$5,000	\$3,000	No	Yes	No
Municipal Court	L	-	0/ \$5,000	\$3,000	No	Yes	No
City Court	L	-	0/ \$500	-	-	-	-
<b>NEBRASKA:</b>							
District Court	G	0/No maximum	-	-	-	-	-
County Court	L	-	0/\$15,000	\$1,800	No	Yes	No
<b>NEVADA:</b>							
District Court	G	\$7,500/No maximum	-	-	-	-	-
Justice Court	L	-	0/ \$7,500	\$7,500	No	Yes	Yes
Municipal Court	L	-	0/ \$2,500	-	-	-	-
<b>NEW HAMPSHIRE:</b>							
Superior Court	G	\$1,500/No maximum	-	-	-	-	-
District Court	L	-	0/\$25,000	\$2,500	No	Yes	Yes
Municipal Court	L	-	0/ \$2,500	\$2,500	No	Yes	Yes
			(only landlord-tenant, and small claims)				

(continued on next page)

FIGURE C: Dollar Amount Jurisdiction for Original Tort, Contract, Real Property Rights, and Small Claims Filings in State Trial Courts, 1993  
(continued)

State/Court name:	Jurisdiction	Unlimited dollar amount torts, contracts, real property	Limited dollar amount torts, contracts, real property	Small claims			
		Minimum/maximum	Minimum/maximum	Maximum dollar amount	Jury trials	Summary procedures	Lawyers permitted
<b>NEW JERSEY:</b>							
Superior Court (Law Division and Chancery Division)	G	0/No maximum	-	-	-	-	-
(Law Division, Special Civil Part)	L	-	0/ \$7,500	\$1,500	No	Yes	Yes
<b>NEW MEXICO:</b>							
District Court	G	0/No maximum	-	-	-	-	-
Magistrate Court	L	-	0/ \$5,000	-	-	-	-
Metropolitan Court of Bernalillo County	L	-	0/ \$5,000	-	-	-	-
<b>NEW YORK:</b>							
Supreme Court	G	0/No maximum	-	-	-	-	-
County Court	G	-	0/\$25,000	-	-	-	-
Civil Court of the City of New York	L	-	0/\$25,000	\$3,000	-	Yes	Yes
City Court	L	-	0/\$15,000	\$3,000	-	Yes	Yes
District Court	L	-	0/\$15,000	\$3,000	-	Yes	Yes
Court of Claims	L	0/No maximum	-	-	-	-	-
Town Court and Village Justice Court	L	-	0/ \$3,000	\$3,000	-	Yes	Yes
<b>NORTH CAROLINA:</b>							
Superior Court	G	\$10,000/No maximum	-	-	-	-	-
District Court	L	-	0/\$10,000	\$2,000	No	Yes	Yes
<b>NORTH DAKOTA:</b>							
District Court	G	0/No maximum	-	-	-	-	-
County Court	L	-	0/\$10,000	\$3,000	No	Yes	Varies
<b>OHIO:</b>							
Court of Common Pleas	G	\$500/No maximum	-	-	-	-	-
County Court	L	-	0/ \$3,000	\$2,000	No	Yes	Yes
Municipal Court	L	-	0/\$10,000	\$2,000	No	Yes	Yes
<b>OKLAHOMA:</b>							
District Court	G	0/No maximum	-	\$3,000	Yes	Yes	Yes
<b>OREGON:</b>							
Circuit Court	G	\$10,000/No maximum	-	-	-	-	-
District Court	L	-	\$200/\$10,000	\$2,500	No	Yes	No
Justice Court	L	-	\$200/ \$2,500	\$2,500	No	Yes	No
<b>PENNSYLVANIA:</b>							
Court of Common Pleas	G	0/No maximum	-	-	-	-	-
District Justice Court	L	-	0/ \$4,000	-	-	-	-
Philadelphia Municipal Court	L	-	0/ \$5,000 (only real property)	\$5,000	No	Yes	Yes
Pittsburgh City Magistrates Court	L	-	0/No maximum (only real property)	-	-	-	-
<b>PUERTO RICO:</b>							
Superior Court	G	\$50,000/No maximum	-	-	-	-	-
District Court	L	-	0/\$50,000	-	-	-	-

(continued on next page)

FIGURE C: Dollar Amount Jurisdiction for Original Tort, Contract, Real Property Rights, and Small Claims Filings in State Trial Courts, 1993  
(continued)

State/Court name:	Jurisdiction	Unlimited dollar amount torts, contracts, real property	Limited dollar amount torts, contracts, real property	Small claims			
		Minimum/maximum	Minimum/maximum	Maximum dollar amount	Jury trials	Summary procedures	Lawyers permitted
<b>RHODE ISLAND:</b>							
Superior Court	G	\$5,000/No maximum	-	-	-	-	-
District Court	L	-	\$1,500/ \$5,000- \$10,000	\$1,500	No	Yes	Yes
<b>SOUTH CAROLINA:</b>							
Circuit Court	G	0/No maximum	-	-	-	-	-
Magistrate Court	L	-	0/ \$2,500 (no max. in landlord-tenant)	\$2,500	Yes	Yes	Yes
<b>SOUTH DAKOTA:</b>							
Circuit Court	G	0/No maximum	-	\$4,000	No	Yes	Yes
<b>TENNESSEE:</b>							
Circuit Court, Chancery Court	G	\$50/No maximum	-	-	-	-	-
General Sessions Court	L	0/No maximum (Forcible entry, detainer, and in actions to recover personal property)	0/\$10,000(All civil actions in counties with population under 700,000); 0/\$15,000 (All civil actions in counties with popula- tion over 700,000)	\$10,000	No	Yes	Yes
<b>TEXAS:</b>							
District Court	G	\$200/No maximum	-	-	-	-	-
County Court at Law, Consti- tutional County Court	L	-	\$200/varies	-	-	-	-
Justice of the Peace Court	L	-	0/ \$5,000	\$5,000	Yes	Yes	Yes
<b>UTAH:</b>							
District Court	G	0/No maximum	-	-	-	-	-
Circuit Court	L	-	0/\$10,000	\$2,000	No	Yes	Yes
Justice Court	L	-	0/\$1,000	\$2,000	No	Yes	Yes
<b>VERMONT:</b>							
Superior Court	G	0/No maximum	-	-	-	-	-
District Court	G	-	-	\$2,000	Yes	Yes	Yes
<b>VIRGINIA:</b>							
Circuit Court	G	0-\$1,000/No maximum 0/No maximum(real property)	-	-	-	-	-
District Court	L	-	0/ \$7,000	-	-	-	-
<b>WASHINGTON:</b>							
Superior Court	G	0/No maximum	-	-	-	-	-
District Court	L	-	0/\$25,000	\$2,500	No	Yes	No
<b>WEST VIRGINIA:</b>							
Circuit Court	G	\$300/No maximum	-	-	-	-	-
Magistrate Court	L	-	0/ \$3,000 (No real property)	-	-	-	-

(continued on next page)

FIGURE C: Dollar Amount Jurisdiction for Original Tort, Contract, Real Property Rights, and Small Claims Filings in State Trial Courts, 1993  
(continued)

State/Court name:	Jurisdiction	Unlimited dollar amount	Limited dollar amount	Small claims			
		torts, contracts, real property	torts, contracts, real property	Maximum dollar amount	Jury trials	Summary procedures	Lawyers permitted
		Minimum/maximum	Minimum/maximum				
<b>WISCONSIN:</b>							
Circuit Court	G	0/No maximum	-	\$2,000	Yes	Yes	Yes
<b>WYOMING:</b>							
District Court	G	\$1,000-\$7,000/No maximum	-	-	-	-	-
County Court	L	-	0/ \$7,000	\$2,000	No	Yes	Yes
Justice of the Peace Court	L	-	0/ \$3,000	\$2,000	No	Yes	Yes

**JURISDICTION CODES:**

- G = General jurisdiction court.
- L = Limited jurisdiction court.
- = Information not available.

Source: State administrative offices of the courts.

**FIGURE D: Criminal Case Unit of Count Used by State Trial Courts, 1993**

State/Court name:	Jurisdiction	Point of counting a criminal case	Number of defendants		Contents of charging document		
			One	One or more	Single charge	Single incident (set # of charges per case)	Single incident (unlimited # of charges)
<b>ALABAMA:</b>							
Circuit Court	G	Information/Indictment	X				X
District Court	L	Complaint	X				X
Municipal Court	L	Complaint	X		X		
<b>ALASKA:</b>							
Superior Court	G	Indictment	X		multiple charges		X
District Court	L	Complaint	X		multiple counts		X
<b>ARIZONA:</b>							
Superior Court	G	Information/indictment	X				X
Justice of the Peace Court	L	Complaint				Varies with jurisdiction*	
Municipal Court	L	Complaint				Varies with jurisdiction*	
<b>ARKANSAS:</b>							
Circuit Court	G	Information/indictment		X			X
Municipal Court	L	Complaint	X		X		
City Court, Police Court	L	Complaint	X		X		
<b>CALIFORNIA:</b>							
Superior Court	G	Information/indictment	X				X
Justice Court	L	Complaint	X				X
Municipal Court	L	Complaint	X				X
<b>COLORADO:</b>							
District Court	G	Complaint	X				X
County Court	L	Complaint/summons	X				X
<b>CONNECTICUT:</b>							
Superior Court	G	Information	X				(varies among local police departments)
<b>DELAWARE:</b>							
Superior Court	G	Information/indictment	X				X
Family Court	L	Petition	X				X
Justice of the Peace Court	L	Complaint	X		X		
Court of Common Pleas	L	Complaint	X		X		
Municipal Court of Wilmington	L	Complaint	X		X		
Alderman's Court	L	Complaint	X		X		
<b>DISTRICT OF COLUMBIA:</b>							
Superior Court	G	Complaint/information/indictment	X				X
<b>FLORIDA:</b>							
Circuit Court	G	Information/indictment	X				(prosecutor decides)
County Court	L	Complaint	X				X

(continued on next page)

FIGURE D: Criminal Case Unit of Count Used by State Trial Courts, 1993 (continued)

State/Court name:	Jurisdiction	Point of counting a criminal case	Number of defendants		Contents of charging document		
			One	One or more	Single charge	Single incident (set # of charges per case)	Single incident (unlimited # of charges)
<b>GEORGIA:</b>							
Superior Court	G	Indictment/accusation		X			X
State Court	L	Accusation/citation		X			X
Magistrate Court	L	Accusation/citation	X				X
Probate Court	L	Accusation/citation	X				X
Municipal Court	L	No data reported					
Civil Court	L	No data reported					
County Recorder's Court	L	No data reported					
Municipal Courts and the City Court of Atlanta	L	No data reported					
<b>HAWAII:</b>							
Circuit Court	G	Complaint/indictment	X				X (most serious charge)
District Court	L	First appearance/information	X		X		
<b>IDAHO:</b>							
District Court	G	Information	X				X
(Magistrates Division)	L	Complaint	X				X
<b>ILLINOIS:</b>							
Circuit Court	G	Complaint/information/indictment		X			X
<b>INDIANA:</b>							
Superior Court and Circuit Court	G	Information/indictment	X				X (may not be consistent)
County Court	L	Information/complaint	X				X (may not be consistent)
Municipal Court of Marion County	L	Information/complaint	X				X (may not be consistent)
City Court and Town Court	L	Information/complaint	X				X (may not be consistent)
<b>IOWA:</b>							
District Court	G	Information/indictment	X				X
<b>KANSAS:</b>							
District Court	G	First appearance	X				X
<b>KENTUCKY:</b>							
Circuit Court	G	Information/indictment	X				X
District Court	L	Complaint/citation	X				X
<b>LOUISIANA:</b>							
District Court	G	Information/indictment	Varies				Varies
City and Parish Court	L	Information/complaint	X		X		
<b>MAINE:</b>							
Superior Court	G	Information/indictment	X				X
District Court	L	Information/complaint	X		X		

(continued on next page)



FIGURE D: Criminal Case Unit of Count Used by State Trial Courts, 1993 (continued)

State/Court name:	Jurisdiction	Point of counting a criminal case	Number of defendants		Contents of charging document			
			One	One or more	Single charge	Single incident (set # of charges per case)	Single incident (unlimited # of charges)	One or more incidents
<b>MARYLAND:</b>								
Circuit Court	G	Information/indictment	X				X	
District Court	L	Citation/information	X				X	
<b>MASSACHUSETTS:</b>								
Trial Court of the Commonwealth:								
Superior Court Dept.	G	Information/indictment	X					X
Housing Court Dept.	L	Complaint	X					X
District Court Dept.	L	Complaint	X					X
Boston Municipal Ct.	L	Complaint	X					X
<b>MICHIGAN:</b>								
Circuit Court	G	Information	X			Varies, depending on prosecutor		
District Court	L	Complaint	X			Varies, depending on prosecutor		
Municipal Court	L	Complaint	X			Varies, depending on prosecutor		
<b>MINNESOTA:</b>								
District Court	G	First appearance	X				X	
<b>MISSISSIPPI:</b>								
Circuit Court	G	Indictment	X				X	
County Court	L	Indictment	X				X	
Justice Court	L	Indictment	X				X	
<b>MISSOURI:</b>								
Circuit Court	G	Information/indictment		X			X	
(Associate Division)	L	Complaint/Information		X			X	
<b>MONTANA:</b>								
District Court	G	Information/indictment		X			X	
Justice of Peace Court	L	Complaint	X				X	
Municipal Court	L	Complaint	X				X	
City Court	L	Complaint	X				X	
<b>NEBRASKA:</b>								
District Court	G	Information/indictment	X				X	(not consistently observed statewide)
County Court	L	Information/complaint	X				X	
<b>NEVADA:</b>								
District Court	G	Information/indictment	Varies			Varies, depending on prosecutor		
Justice Court	L	Complaint	Varies			Varies, depending on prosecutor		
Municipal Court	L	Complaint	Varies			Varies, depending on prosecutor		
<b>NEW HAMPSHIRE:</b>								
Superior Court	G	Information/indictment	X		X			
District Court	L	Complaint	X		X			
Municipal Court	L	Complaint	X		X			
<b>NEW JERSEY:</b>								
Superior Court (Law Division)	G	Accusation/indictment	X				X	X
Municipal Court	L	Complaint	X				X	X

(continued on next page)

FIGURE D: Criminal Case Unit of Count Used by State Trial Courts, 1993 (continued)

State/Court name:	Jurisdiction	Point of counting a criminal case	Number of defendants		Contents of charging document		
			One	One or more	Single charge	Single incident (set # of charges per case)	Single incident (unlimited # of charges)
<b>NEW MEXICO:</b>							
District Court	G	Indictment/information	X				X (may vary with prosecutor)
Magistrate Court	L	Complaint	X				X
Bernalillo County Metropolitan Court	L	Complaint	X				X
<b>NEW YORK:</b>							
Supreme Court	G	Defendant/indictment		X		Varies depending on prosecutor	
County Court	G	Defendant/indictment		X		Varies depending on prosecutor	
Criminal Court of the City of New York	L	Defendant/docket		X		Varies depending on prosecutor	
District Court and City Court	L	Defendant/docket		X		Varies depending on prosecutor	
Town Court and Village Justice Court	L	N/A				Varies depending on prosecutor	
<b>NORTH CAROLINA:</b>							
Superior Court	G	Transfer (from District Court) Indictment (when case originates in Superior Court)	X			Varies depending on prosecutor	
District Court	L	Warrant/summons (includes citations, Magistrates order, misdemeanor statement of charges)	X			Varies depending on prosecutor	
<b>NORTH DAKOTA:</b>							
District Court	G	Information/indictment	X				X (may vary)
County Court	L	Complaint/information	X				Varies
Municipal Court	L	Complaint	X				X
<b>OHIO:</b>							
Court of Common Pleas	G	Arraignment	X				X
County Court	L	Warrant/summons	X				X
Municipal Court	L	Warrant/summons	X				X
Mayor's Court	L	No data reported					
<b>OKLAHOMA:</b>							
District Court	G	Information/indictment		X			X
<b>OREGON:</b>							
Circuit Court	G	Complaint/indictment		X		(number of charges not consistent statewide)	
District Court	L	Complaint/indictment		X		(number of charges not consistent statewide)	
Justice Court	L	Complaint		X		(number of charges not consistent statewide)	
Municipal Court	L	Complaint		X	X		
<b>PENNSYLVANIA:</b>							
Court of Common Pleas	G	Information/docket transcript	X				X
District Justice Court	L	Complaint	X				X
Philadelphia Municipal Court	L	Complaint	X				X
Pittsburgh City Magistrates Ct.	L	Complaint	X				X
<b>PUERTO RICO:</b>							
Superior Court	G	Accusation	X		X		
District Court	L	Filing of Charge	X		X		

(continued on next page)

FIGURE D: Criminal Case Unit of Count Used by State Trial Courts, 1993 (continued)

State/Court name:	Jurisdiction	Point of counting a criminal case	Number of defendants		Contents of charging document			
			One	One or more	Single charge	Single incident (set # of charges per case)	Single incident (unlimited # of charges)	One or more incidents
<b>RHODE ISLAND:</b>								
Superior Court	G	Information/indictment	X					X
District Court	L	Complaint	X			X		
<b>SOUTH CAROLINA:</b>								
Circuit Court	G	Warrant/summons	X		X			
Magistrate Court	L	Warrant/summons	X		X			
Municipal Court	L	Warrant/summons	X		X			
<b>SOUTH DAKOTA:</b>								
Circuit Court	G	Complaint	X					X
<b>TENNESSEE:</b>								
Circuit Court and Criminal Court	G	Information/indictment	Not consistent statewide					
General Sessions Court	L	No data reported						
Municipal Court	L	No data reported						
<b>TEXAS:</b>								
District Court and Criminal District Court	G	Information/indictment	X				X	
County-level Courts	L	Complaint/information	X				X	
Municipal Court	L	Complaint	X		X			
Justice of the Peace Court	L	Complaint	X		X			
<b>UTAH:</b>								
District Court	G	Information		X				X
Circuit Court	L	Information/citation	X				X	
Justice Court	L	Citation	X				X	
<b>VERMONT:</b>								
District Court	G	Arraignment	X					X
<b>VIRGINIA:</b>								
Circuit Court	G	Information/indictment	X		X			
District Court	L	Warrant/summons	X		X			
<b>WASHINGTON:</b>								
Superior Court	G	(Original) Information	X					X
District Court	L	Complaint/citation	X			X (2 max)		
Municipal Court	L	Complaint/citation	X			X (2 max)		
<b>WEST VIRGINIA:</b>								
Circuit Court	G	Information/indictment	X					X
Magistrate Court	L	Complaint			X			X
Municipal Court	L	Complaint	X		X			
<b>WISCONSIN:</b>								
Circuit Court	G	Initial appearance	X					X
Municipal Court	L	Citation*	X		X			

(continued on next page)

FIGURE D: Criminal Case Unit of Count Used by State Trial Courts, 1993 (continued)

State/Court name:	Jurisdiction	Point of counting a criminal case	Number of defendants		Contents of charging document			
			One	One or more	Single charge	Single incident (set # of charges per case)	Single incident (unlimited # of charges)	One or more incidents
<b>WYOMING:</b>								
District Court	G	Information/indictment		X				X
County Court	L	Citation/information		X				X
Justice of the Peace Court	L	Citation/information		X				X
Municipal Court	L	Citation/information	X		X			

**JURISDICTION CODES:**

- G = General jurisdiction court.
- L = Limited jurisdiction court.

**FOOTNOTES\***

Arizona-Varies in limited jurisdiction courts. Prosecutor can file long form. Long form can involve one or more defendants and/or charges. Misdemeanors can also be included on citations.

Wisconsin-Municipal Court-The court has exclusively civil jurisdiction, but its caseload includes first offense DWI/DUI cases. The *State Court Model Statistical Dictionary* treats all DWI/DUI cases as a subcategory of criminal cases.

Source: State administrative offices of the courts.

**FIGURE E: Juvenile Unit of Count Used in State Trial Courts, 1993**

State/Court name:	Jurisdiction	Filings are counted		Disposition counted		Age at which juvenile jurisdiction transfers to adult courts
		At intake or referral	At filing of petition or complaint	At adjudication of petition	At disposition of juvenile	
<b>ALABAMA:</b>						
Circuit Court	G		X	X		18
District Court	L		X	X		18
<b>ALASKA:</b>						
Superior Court	G		X	X		18
<b>ARIZONA:</b>						
Superior Court	G		X	X		18
<b>ARKANSAS:</b>						
Chancery Court	G		X		X	18
<b>CALIFORNIA:</b>						
Superior Court	G		X	X		18
<b>COLORADO:</b>						
District Court (includes Denver Juvenile Court)	G		X		X	18
<b>CONNECTICUT:</b>						
Superior Court	G	X			X	16
<b>DELAWARE:</b>						
Family Court	L (special)		X	X		18
<b>DISTRICT OF COLUMBIA:</b>						
Superior Court	G	X			X	18*
<b>FLORIDA:</b>						
Circuit Court	G		X	X		18
<b>GEORGIA:</b>						
Superior Court and Juvenile Court	G (special)		X		X	17*
<b>HAWAII:</b>						
Circuit Court	G (Family Court Division)	X		X		16
<b>IDAHO:</b>						
District Court	G		X	X		18
<b>ILLINOIS:</b>						
Circuit Court	G		X		X	17 (15 for first-degree murder, aggravated criminal sexual assault, armed robbery, robbery with a firearm, and unlawful use of weapons on school grounds)

(continued on next page)

FIGURE E: Juvenile Unit of Count Used in State Trial Courts, 1993 (continued)

State/Court name:	Jurisdiction	Filings are counted		Disposition counted		Age at which juvenile jurisdiction transfers to adult courts
		At intake or referral	At filing of petition or complaint	At adjudication of petition	At disposition of juvenile	
<b>INDIANA:</b>						
Superior Court and Circuit Court	G		X	X		18
Probate Court	L		X	X		18
<b>IOWA:</b>						
District Court	G		X	Disposition data are not collected		18
<b>KANSAS:</b>						
District Court	G		X		X	18 14 (for traffic violation) 16 (for fish and game or charged with felony with two prior juvenile adjudications, which would be considered a felony)
<b>KENTUCKY:</b>						
District Court	L		X	X		18
<b>LOUISIANA:</b>						
District Court	G		X	X		17
Family Court and Juvenile Court	G		X	X		15 (for first- and second-degree murder, manslaughter, and aggravated rape)
City Court	L		X	X		16 (for armed robbery, aggravated burglary, and aggravated kidnapping)
<b>MAINE:</b>						
District Court	L		X		X	18
<b>MARYLAND:</b>						
Circuit Court	G		X		X	18
District Court	L		X		X	18
<b>MASSACHUSETTS:</b>						
Trial Court of the Commonwealth:	G					
District Court Dept.			X	X		17
Juvenile Court Dept.			X	X		17
<b>MICHIGAN:</b>						
Probate Court	L		X		X	17
<b>MINNESOTA:</b>						
District Court	G		X	X		18

(continued on next page)

FIGURE E: Juvenile Unit of Count Used in State Trial Courts, 1993 (continued)

State/Court name:	Jurisdiction	Filings are counted		Disposition counted		Age at which juvenile jurisdiction transfers to adult courts	
		At intake or referral	At filing of petition or complaint	At adjudication of petition	At disposition of juvenile		
<b>MISSISSIPPI:</b>							
County Court	L		X	X			
Family Court	L		X	X			
<b>MISSOURI:</b>							
Circuit Court	G		X	X		17	
<b>MONTANA:</b>							
District Court	G		X		X	18	
<b>NEBRASKA:</b>							
Separate Juvenile Court	L		X		X	18	
County Court	L		X		X	18	
<b>NEVADA:</b>							
District Court	G		Varies by district		Varies by district		18*
<b>NEW HAMPSHIRE:</b>							
District Court	L		X		X	18 16 (for traffic violation) 15 (for some felony charges)	
<b>NEW JERSEY:*</b>							
Superior Court	G	X		X		18 complaint	
<b>NEW MEXICO:</b>							
District Court	G		X	X		18	
<b>NEW YORK:</b>							
Family Court	L		X		X	16 (except for specified felonies, 13, 14, 15)	
<b>NORTH CAROLINA:</b>							
District Court	L		X (first filing only)	X		16 (14- and 15-year olds may be transferred (after the courts finds probable cause) only as follows: if the offense is first degree murder, the judge must transfer jurisdiction; for other felony-level offenses, the judge may exercise discretion to transfer jurisdiction.)	
<b>NORTH DAKOTA:</b>							
District Court	G		X		X	18	
<b>OHIO:</b>							
Court of Common Pleas	G	X (warrant)			X	18	

(continued on next page)

FIGURE E: Juvenile Unit of Count Used in State Trial Courts, 1993 (continued)

State/Court name:	Jurisdiction	Filings are counted		Disposition counted		Age at which juvenile jurisdiction transfers to adult courts
		At intake or referral	At filing of petition or complaint	At adjudication of petition	At disposition of juvenile	
OKLAHOMA: District Court	G		X (case number)	X		18
OREGON: Circuit Court	G		X			18
County Court	L		X		Dispositions are not counted	18
PENNSYLVANIA: Court of Common Pleas	G	X		X		18
PUERTO RICO: Superior Court	G		X	X		18
RHODE ISLAND: Family Court	L		X	X		18
SOUTH CAROLINA: Family Court	L		X	X		17
SOUTH DAKOTA: Circuit Court	G	X		X		18
TENNESSEE: General Sessions Court	L	X			X	18
Juvenile Court	L	X			X	18
TEXAS: District Court	G		X		X	17
County Court at Law, Constitutional County Court, Probate Court	L		X		X	17
UTAH: Juvenile Court	L		X		X	18
VERMONT: Family Court	G		X		X	16
VIRGINIA: District Court	L		X		X	18
WASHINGTON: Superior Court	G		X	X		18
WEST VIRGINIA: Circuit Court	G		X		X	18
WISCONSIN: Circuit Court	G		X	X		18
WYOMING: District Court	G		X	X		19

(continued on next page)



FIGURE E: Juvenile Unit of Count Used in State Trial Courts, 1993 (continued)

---

**JURISDICTION CODES:**

G = General jurisdiction court.  
L = Limited jurisdiction court.

New Jersey-All signed juvenile delinquency complaints are filed with the court and are docketed upon receipt (and therefore counted). Once complaints have been docketed they are screened by Court Intake Services and decisions are made as to how complaints will be processed (e.g., diversion, court hearings, etc.)

**FOOTNOTES\***

District of Columbia-Depending on the severity of the offense a juvenile between the ages of 16-18 can be charged as an adult.

Nevada-Unless certified at a younger age because of felony charged.

Georgia-Age 18 for deprived juveniles.

Source: State administrative offices of the courts.

**FIGURE F: State Trial Courts with Incidental Appellate Jurisdiction, 1993**

State/Court name:	Jurisdiction	Administrative Agency Appeals	Trial Court Appeals		Type of Appeal	Source of Trial Court Appeal
			Civil	Criminal		
ALABAMA: Circuit Court	G	X	X	X	de novo	District, Probate, Municipal Courts
ALASKA: Superior Court	G	X	O	O	de novo	
		X	X	X	on the record	District Court
ARIZONA: Superior Court	G	X	X	X	de novo (if no record)	Justice of the Peace, Municipal Court
ARKANSAS: Circuit Court	G	O	X	X	de novo	Court of Common Pleas, County, Municipal, City, and Police Courts, and Justice of the Peace
CALIFORNIA: Superior Court	G	X	X	X	de novo on the record	Justice Court, Municipal Court
COLORADO: District Court	G	X	X	O	on the record	County and Municipal Court of Record
County Court	L	O	X	X	de novo not of record	Municipal Court
CONNECTICUT: Superior Court	G	X	X	O	de novo or on the record	Probate Court
DELAWARE: Superior Court	G	O	X	X	de novo	Municipal Court of Wilmington, Alderman's, Justice of Peace Courts
		O	(arbitration) O	X	on the record	Family Court
		O	X (arbitration)	O		Superior Court
		O	X	X		Court of Common Pleas
DISTRICT OF COLUMBIA: Superior Court	G	X	O	O	on the record	Office of Employee Appeals, Administrative Traffic Agency
FLORIDA: Circuit Court	G	O	X	O	de novo on the record	County Court
		O	O	X	on the record	County Court

(continued on next page)

FIGURE F: State Trial Courts with Incidental Appellate Jurisdiction, 1993 (continued)

State/Court name:	Jurisdiction	Administrative Agency Appeals	Trial Court Appeals		Type of Appeal	Source of Trial Court Appeal
			Civil	Criminal		
<b>GEORGIA:</b>						
Superior Court	G	X	X	O	de novo or on the record	Probate Court, Magistrate Court
		O	O	X	de novo, on the record, or certiorari	Probate Court, Municipal Court, Magistrate Court, County Recorder's Court
State Court	L	O	X	O	certiorari on the record	Magistrate Court
		O	O	X		County Recorder's Court
<b>HAWAII:</b>						
Circuit Court	G	X	O	O	de novo	
<b>IDAHO:</b>						
District Court	G	X (small claims only)	X	X	de novo	Magistrates Division
		O	X	O	on the record	Magistrates Division
<b>ILLINOIS:</b>						
Circuit Court	G	X	O	O	on the record	
<b>INDIANA:</b>						
Superior Court and Circuit Court	G	X	X	X	de novo	City and Town Courts
Municipal Court of Marion County	L	O	X	O	de novo	Small Claims Court of Marion County
<b>IOWA:</b>						
District Court	G	X	O	O	de novo	
		O	X	X	on the record	Magistrates Division
<b>KANSAS:</b>						
District Court	G	X	X	X	criminal on the record civil on the record	Criminal (from Municipal Court) Civil (from limited jurisdiction judge)
<b>KENTUCKY:</b>						
Circuit Court	G	X	X	X	on the record	District Court
<b>LOUISIANA:</b>						
District Court	G	X	X	X	on the record de novo	City and Parish Justice of the Peace, Mayor's Courts
<b>MAINE:</b>						
Superior Court	G	X	X	X	on the record	District Court, Administrative Court
<b>MARYLAND:</b>						
Circuit Court	G	X	X	X	de novo, on the record	District Court

(continued on next page)

FIGURE F: State Trial Courts with Incidental Appellate Jurisdiction, 1993 (continued)

State/Court name:	Jurisdiction	Administrative Agency Appeals	Trial Court Appeals		Type of Appeal	Source of Trial Court Appeal
			Civil	Criminal		
<b>MASSACHUSETTS:</b>						
Superior Court Department	G	X	X	O	de novo, on the record	Other departments
District Court Department and Boston Municipal Court	G	X	X	X	de novo, first instance	Other departments
<b>MICHIGAN:</b>						
Circuit Court	G	X	X	X	de novo on the record	Municipal Court District, Municipal, and Probate Courts
<b>MINNESOTA:</b>						
District Court	G	O	X		de novo	Conciliation Division
<b>MISSISSIPPI:</b>						
Circuit Court	G	X	X	X	on the record	County and Municipal Courts
Chancery Court	G	X	X	X	on the record	Commission
<b>MISSOURI:</b>						
Circuit Court	G	X	O	O	on the record	
		X	X	O	de novo	Municipal Court, Associate Divisions
<b>MONTANA:</b>						
District Court	G	X	X	O	de novo and on the record	Justice of Peace, Municipal, City Courts, and State Boards
		O	O	X	de novo	
<b>NEBRASKA:</b>						
District Court	G	X	O	O	de novo on the record	
		O	X	X	on the record	County Court
<b>NEVADA:</b>						
District Court	G	X	X	X	on the record	Justice Court
		O	O	X	de novo	Municipal Court
		O	O	X	de novo on the record	Municipal Court designated court of record
<b>NEW HAMPSHIRE:</b>						
Superior Court	G	X	O	X	de novo	District, Municipal, Probate Courts
<b>NEW JERSEY:</b>						
Superior Court	G	O	O	X	de novo on the record	Municipal Court
<b>NEW MEXICO:</b>						
District Court	G	X	X	X	de novo	Magistrate, Probate, Municipal, Bernalillo County Metropolitan Courts

(continued on next page)

FIGURE F: State Trial Courts with Incidental Appellate Jurisdiction, 1993 (continued)

State/Court name:	Jurisdiction	Administrative Agency Appeals	Trial Court Appeals		Type of Appeal	Source of Trial Court Appeal
			Civil	Criminal		
NEW YORK: County Court	G	O	X	X	on the record	City, Town and Village Justice Courts
NORTH CAROLINA: Superior Court	G	X X X	O O O	X O O	de novo de novo on the record on the record	District Court
NORTH DAKOTA: District Court County Court	G L	X O	O X	O X	Varies de novo	Municipal Court
OHIO: Court of Common Pleas County Court Municipal Court Court of Claims	G L L L	X O O X	O O O O	O X X O	de novo and on the record de novo de novo de novo	Mayor's Court Mayor's Court
OKLAHOMA: District Court Court of Tax Review	G L	X X	O O	X O	de novo on the record de novo on the record	Municipal Court Not of Record
OREGON: Circuit Court Tax Court	G G	X X	X O	X O	on the record on the record	County Court, Municipal Court (in counties with no District Court), Justice Court (in counties with no District Court)
PENNSYLVANIA: Court of Common Pleas Magistrates Court	G	X O	X O	O X	on the record de novo	Philadelphia Municipal Court, District Justice, Philadelphia Traffic, Pittsburgh City
PUERTO RICO: Superior Court	G	X	X	X	-	District Court
RHODE ISLAND: Superior Court District Court	G L	X O X	O X O	O X O	on the record de novo on the record	District, Municipal, Probate Courts
SOUTH CAROLINA: Circuit Court	G	X	X	X	de novo on the record	Magistrate, Probate, Municipal Courts

(continued on next page)

FIGURE F: State Trial Courts with Incidental Appellate Jurisdiction, 1993 (continued)

State/Court name:	Jurisdiction	Administrative Agency Appeals	Trial Court Appeals		Type of Appeal	Source of Trial Court Appeal
			Civil	Criminal		
SOUTH DAKOTA: Circuit Court	G	X	O	O	de novo and on the record	Magistrates Division
		O	X	X	de novo	
TENNESSEE: Circuit, Criminal and Chancery Courts	G	X	X	X	de novo	General Sessions, Municipal, and Juvenile Courts
TEXAS: District Court	G	X	O	O	de novo	Municipal Court not of record, Justice of the Peace Courts Municipal Courts of record
					de novo on the record	
County-level Courts	L	O	X	X	de novo	Municipal Court not of record, Justice of the Peace Courts Municipal Courts of record
					de novo on the record	
UTAH: District Court	G	X	X	X	de novo	Justice of the Peace Courts Justice of the Peace Courts
Circuit Court	L	O	X	X	de novo	
VERMONT: Superior Court	G	X	X	O	de novo or on the record	Probate Court, Small Claims from District Court Probate Court, Traffic Complaint Bureau
District Court	G	O	X	O	de novo or on the record	
VIRGINIA: Circuit Court	G	X	O	O	on the record	District Court
		O	X	X	de novo	
WASHINGTON: Superior Court	G	X	X	X	de novo and de novo on the record	District, Municipal Courts
WEST VIRGINIA: Circuit Court	G	X	O	O	on the record	Municipal Court Magistrate Court
		O	X	X	de novo	
WISCONSIN: Circuit Court	G	O	X	X	de novo	Municipal Court
				(first offense DWI/DUI only)		
WYOMING: District Court	G	X	X	X	de novo on the record	Justice of the Peace, Municipal, County Courts

(continued on next page)

**JURISDICTION CODES:**

- G = General jurisdiction court.
- L = Limited jurisdiction court.
- = Information not available.
- X = Yes
- O = No

**Definitions of types of appeal:**

certiorari: An appellate court case category in which a petition is presented to an appellate court asking the court to review the judgment of a trial court or administrative agency, or the decision of an intermediate appellate court.

first instance: If dissatisfied with the de novo verdict of the judge, defendant can go before the jury.

de novo: An appeal from one trial court to another trial court that results in a totally new set of proceedings and a new trial court judgment.

de novo on the record: An appeal from one trial court to another trial court that is based on the record and results in a new trial court judgment.

on the record: An appeal from one trial court to another trial court in which procedural challenges to the original trial proceedings are claimed, and an evaluation of those challenges are made—there is not a new trial court judgment on the case.

Source: State administrative offices of the courts.

**FIGURE G: Number of Judges/Justices in State Courts, 1993**

State:	Court(s) of last resort	Intermediate appellate court(s)	General jurisdiction court(s)	Limited jurisdiction court(s)
ALABAMA	9	8	127	394 (includes 228 part-time judges)
ALASKA	5	3	37 (includes 5 masters)	75 (includes 59 magistrates)
ARIZONA	5	21	126	219 (includes 83 justices of the peace, 60 part-time judges)
ARKANSAS	7	6	100	318 (includes 55 justices of the peace)
CALIFORNIA	7	88	929 (includes 117 commissioners and 23 referees)	840 (includes 163 commissioners and 7 referees)
COLORADO	7	16	117 (includes 3 magistrates)	364 (includes 52 part-time judges)
CONNECTICUT	7	9	150	133
DELAWARE	5	-	22 (includes 1 chancellor and 4 vice-chancellors)	92 (includes 53 justices of the peace, 1 chief magistrate, 16 aldermen, 1 part-time judge, 1 mayor)
DISTRICT OF COLUMBIA	9	-	59	-
FLORIDA	7	57	421	241
GEORGIA	7	9	159 (authorized)	1,224 (includes 78 part-time judges, 159 chief magistrates, 304 full-time and 29 part-time magistrates, and 42 associate juvenile court judges)
HAWAII	5	3	39 (includes 14 family court judges)	55 (includes 33 per diem judges)
IDAHO	5	3	112 (includes 75 lawyer and 3 nonlawyer magistrates)	-
ILLINOIS	7	54 (includes 12 supplemental judges)	881 (includes 384 associate judges and 50 permissive associate judges)	-
INDIANA	5	16 (includes 1 tax court judge)	246	119
IOWA	9	6	332 (includes 135 part-time magistrates, 11 associate juvenile judges, and 1 associate probate judge)	-
KANSAS	7	10	218 (includes 69 district magistrates)	242
KENTUCKY	7	14	93	125
LOUISIANA	8 (includes one assigned from courts of appeal)	54	216 (includes 7 commissioners)	713 (includes 390 justices of the peace, 250 mayors)
MAINE	7	-	16	43 (includes 16 part-time judges)
MARYLAND	7	13	123	163
MASSACHUSETTS	7	14	320	-
MICHIGAN	7	24	208	372
MINNESOTA	7	16	242 *	- *
MISSISSIPPI	9	-	79 (includes 39 chancellors)	482 (includes 165 mayors, 191 justices of the peace)
MISSOURI	7	32	309	336
MONTANA	7	-	45	124 (includes 32 justices of the peace that also serve on the city court)
NEBRASKA	7	6 *	50	69
NEVADA	5	-	46	93 (includes 65 justices of the peace)

(continued on next page)



FIGURE G: Number of Judges/Justices in State Courts, 1993 (continued)

State:	Court(s) of last resort	Intermediate appellate court(s)	General jurisdiction court(s)	Limited jurisdiction court(s)
NEW HAMPSHIRE	5	—	40 (includes 11 full-time marital masters)	101 (includes part-time judges)
NEW JERSEY	7	30	393 (includes 21 surrogates)	367 (includes 341 part-time judges)
NEW MEXICO	5	10	61	188
NEW YORK	7	63	597	2,938 (includes 78 surrogates, 2,242 justices of the peace)
NORTH CAROLINA	7	12	183 (includes 100 clerks who hear uncontested probate)	837 (includes 658 magistrates of which approximately 45 are part-time)
NORTH DAKOTA	5	3*	24	128
OHIO	7	65	362	699 (includes 441 mayors)
OKLAHOMA	14	12	211 (includes 63 special judges)	376 (includes part-time judges)
OREGON	7	10	92	198 (includes 33 justices of the peace)
PENNSYLVANIA	7	24	366	584 (includes 550 district justices and 6 magistrates)
PUERTO RICO	7	—	111	156
RHODE ISLAND	5	—	34 (includes 2 masters)	92 (includes 3 masters, 2 magistrates)
SOUTH CAROLINA	5	6	60 (includes 20 masters-in-equity)	674 (includes 282 magistrates)
SOUTH DAKOTA	5	—	192 (includes 7 part-time law magistrates, 17 law magistrates, 83 full-time clerk magistrates, 49 part-time clerk magistrates)	—
TENNESSEE	5	21	142 (includes 33 chancellors)	408
TEXAS	18	80	386	2,540 (includes 885 justices of the peace)
UTAH	5	7	39	175 (includes 135 justices of the peace)
VERMONT	5	—	36 (includes 5 child support magistrates)	20 (part-time)
VIRGINIA	7	10	141	202 (includes 84 FTE juvenile and domestic relations judges)
WASHINGTON	9	17	157	207
WEST VIRGINIA	5	—	62	278 (includes 156 magistrates and 122 part-time judges)
WISCONSIN	7	13	223	202
WYOMING	5	—	17	107 (includes 14 part-time justices of the peace and 73 part-time judges)
<b>Total</b>	<b>356</b>	<b>860</b>	<b>9,751</b>	<b>18,316</b>

— □ The state does not have a court at the indicated level.

NOTE: This table identifies, in parentheses, all individuals who hear cases but are not titled judges/justices. Some states may have given the title "judge" to officials who are called magistrates, justices of the peace, etc., in other states.

Source: State administrative offices of the courts.

**FOOTNOTES\***

Minnesota—General jurisdiction and limited jurisdiction courts were consolidated in 1987.

Nebraska—The Nebraska Court of Appeals was established September 6, 1991.

North Dakota—Court of Appeals effective July 1, 1987 through January 1, 1996. A temporary court of appeals was established to exercise appellate and original jurisdiction as delegated by the supreme court.

**FIGURE H: Method of Counting Civil Cases in State Trial Courts, 1993**

State/Court name:	Jurisdiction	Are reopened cases counted as new filings, or identified separately as reopened cases?	Qualifications or Conditions	Are enforcement/collection proceedings counted? If yes, are they counted separately from new case filings?	Are temporary injunctions counted? If yes, are they counted separately from new case filings?
<b>ALABAMA:</b>					
Circuit Court	G	New filings		No	No
District Court	L	New filings		No	No
<b>ALASKA:</b>					
Superior Court	G	Reopened		No	No
District Court	L	Reopened		No	No
<b>ARIZONA:</b>					
Superior Court	G	New filings		No	No
Justice of the Peace Court	L	New filings		No	No
<b>ARKANSAS:</b>					
Circuit Court	G	Reopened		No	No
Chancery and Probate Court	G	Reopened		No	No
<b>CALIFORNIA:</b>					
Superior Court	G	Reopened	Retried cases	No	No
Municipal Court	L	Reopened	Retried cases	No	NA
Justice Court	L	Reopened	Retried cases	No	NA
<b>COLORADO:</b>					
District Court	G	Reopened	Post activities	No	No
Water Court	G	Reopened	Post activities	No	No
County Court	L	Reopened	Post activities	No	No
Municipal Court	L	NA		NA	NA
<b>CONNECTICUT:</b>					
Superior Court	G	New filings		No	No If heard separately (rarely occurs)
<b>DELAWARE:</b>					
Court of Chancery	G	Reopened		No	No
Superior Court	G	New filings reopened	If remanded Case rehearing	No	Yes/No
Justice of the Peace Court	L	New filings		No	Yes/No
Family Court	L	New filings are heard separately Reopened if rehearing of total case	If part of original proceeding	No	No
Court of Common Pleas	L	New filings reopened	If remanded rehearing	No	No
<b>DISTRICT OF COLUMBIA:</b>					
Superior Court	G	Reopened		Yes/No	Yes/No
<b>FLORIDA:</b>					
County Court	L	Reopened		Yes/No	Yes/No
Circuit Court	G	Reopened		Yes/No	Yes/No

(continued on next page)

FIGURE H: Method of Counting Civil Cases in State Trial Courts, 1993 (continued)

State/Court name:	Jurisdiction	Are reopened cases counted as new filings, or identified separately as reopened cases?	Qualifications or Conditions	Are enforcement/ collection proceedings counted? If yes, are they counted separately from new case filings?	Are temporary injunctions counted? If yes, are they counted separately from new case filings?
<b>GEORGIA:</b>					
Superior Court	G	New filings		Yes	No
Civil Court	L	NC		NC	NC
State Court	L	New filings		Yes	No
Probate Court	L	New filings		NC	NC
Magistrate Court	L	New filings		Yes	No
Municipal Court	L	NC		NC	NC
<b>HAWAII:</b>					
Circuit Court	G	New filings		Yes/Yes Special proceedings	Yes/Yes Circuit Court: Special proceedings
Family Court	G	New filings			Yes/No
District Court	L	New filings		No	Yes/No (included as new case filing)
<b>IDAHO:</b>					
District Court	G	Reopened		Yes/No	No
<b>ILLINOIS:</b>					
Circuit Court	G	Reopened		No	No
<b>INDIANA:</b>					
Superior Court	G	Reopened	Redocketed	No	No
Circuit Court	G	Reopened	Redocketed	No	No
County Court	L	Reopened	Redocketed	No	No
Municipal Court of Marion County	L	Reopened	Redocketed	No	No
City Court	L	NA	NA	NA	N/Applicable
Small Claims Court of Marion County	L	NA	NA	NA	NA
<b>IOWA:</b>					
District Court	G	New filings		Contempt actions are counted as separate cases; other enforcement proceedings are not counted	No
<b>KANSAS:</b>					
District Court	G	Reopened		No	Yes/No
<b>KENTUCKY:</b>					
Circuit Court	G	Reopened		No	Yes/Yes
District Court	L	Reopened		No	Yes/Yes
<b>LOUISIANA:</b>					
District Court	G	New filings		Yes/Yes	Yes/No
Juvenile Court	G	New filings		Yes/Yes	No
Family Court	G	New filings		No	No
City & Parish Courts	L	New filings		Yes/Yes	No
<b>MAINE:</b>					
Superior Court	G	New filings		No	Yes/No
District Court	L	NC		No	No
Probate Court	L	NC		No	No

(continued on next page)

FIGURE H: Method of Counting Civil Cases in State Trial Courts, 1993 (continued)

State/Court name:	Jurisdiction	Are reopened cases counted as new filings, or identified separately as reopened cases?	Qualifications or Conditions	Are enforcement/collection proceedings counted? If yes, are they counted separately from new case filings?	Are temporary injunctions counted? If yes, are they counted separately from new case filings?
<b>MARYLAND:</b>					
Circuit Court	G	Reopened, but included with new filings		No	NA
District Court	L	NA		NA	Yes/No
<b>MASSACHUSETTS:</b>					
Trial Court of the Commonwealth:					
Superior Court Dept.	G	NC		NA	Yes/No
District Court Dept.	G	NC		Yes/Yes	NA
Boston Municipal Court Dept.	G	NC		Yes/Yes	NA
Housing Court Dept.	G	NC		Yes/Yes	NA
Land Court Dept.	G	NC		N/Applicable	NA
<b>MICHIGAN:</b>					
Court of Claims	G	Reopened		No	No
Circuit Court	G	Reopened		No	No
District Court	L	New filings		NA	NA
Municipal Court	L	New filings		NA	NA
<b>MINNESOTA:</b>					
District Court	G	Identified separately	No	No	
<b>MISSISSIPPI:</b>					
Circuit Court	G	NA		NA	NA
Chancery Court	G	NA		NA	NA
County Court	L	NA		NA	NA
Family Court	L	NA		NA	NA
Justice Court	L	NA		NA	NA
<b>MISSOURI:</b>					
Circuit Court	G	New filings		Yes/No	Yes/No
<b>MONTANA:</b>					
District Court	G	New filings		Yes/Yes	Yes/No
Justice of the Peace Court	L	NA		NA	NA
Municipal Court	L	NA		NA	NA
City Court	L	NA		NA	NA
<b>NEBRASKA:</b>					
District Court	G	Reopened		No	No
County Court	L	Reopened		No	No
<b>NEVADA:</b>					
District Court	G	Reopened	May not be reopened but refers back to original case	Varies/Varies	Varies
<b>NEW HAMPSHIRE:</b>					
Superior Court	G	Reopened		No	No
District Court	L	NC		No	No
Municipal Court	L	NC		No	No

(continued on next page)

FIGURE H: Method of Counting Civil Cases in State Trial Courts, 1993 (continued)

State/Court name:	Jurisdiction	Are reopened cases counted as new filings, or identified separately as reopened cases?	Qualifications or Conditions	Are enforcement/ collection proceedings counted? If yes, are they counted separately from new case filings?	Are temporary injunctions counted? If yes, are they counted separately from new case filings?
<b>NEW JERSEY:</b>					
Superior Court: Civil, Family, General Equity, and Criminal Divisions	G	Reopened		Yes/No	Yes/No (except for domestic violence)
<b>NEW MEXICO:</b>					
District Court	G	Reopened		Yes/Yes	No
Magistrate Court	L	Reopened		No	No
Metropolitan Court of Bernalillo County	L	Reopened		No	No
<b>NEW YORK:</b>					
Supreme Court	G	Reopened		Yes/No	Yes/No
County Court	L	NC		No	No
Court of Claims	L	NC		No	No
Family Court	L	Reopened		Yes/No	No
District Court	L	NC		No	No
City Court	L	NC		No	No
Civil Court of the City of New York	L	NC		No	No
Town & Village Justice Court	L	NC		No	No
<b>NORTH CAROLINA:</b>					
Superior Court	G	NC		No	No
District Court	L	NC		Yes/No	No
<b>NORTH DAKOTA:</b>					
District Court	G	New filings		Yes/Yes (only counted if a hearing was held)	Yes/Yes
County Court	L	New filings		No	No
<b>OHIO:</b>					
Court of Common Pleas	G	Reopened		Yes/No (are counted separately in domestic relations cases)	Yes/No
Municipal Court	L	Reopened		Yes	Yes
County Court	L	Reopened		Yes	Yes
Court of Claims	L	NA		NA	NA
<b>OKLAHOMA:</b>					
District Court	G	Reopened		No	No
<b>OREGON:</b>					
Circuit Court	G	Reopened, not counted		Yes/No	Yes/No
Justice Court	L	NA		NA	NA
Municipal Court	L	NA		NA	NA
District Court	L	Reopened, not counted		NA	NA
<b>PENNSYLVANIA:</b>					
Court of Common Pleas	G	Reopened		No	No
District Justice Court	L	New filings		NA	NA
<b>PUERTO RICO:</b>					
Superior Court	G	New filings		Yes/No	No
District Court	L	New filings		Yes/No	No

(continued on next page)

FIGURE H: Method of Counting Civil Cases in State Trial Courts, 1993 (continued)

State/Court name:	Jurisdiction	Are reopened cases counted as new filings, or identified separately as reopened cases?	Qualifications or Conditions	Are enforcement/collection proceedings counted? If yes, are they counted separately from new case filings?	Are temporary injunctions counted? If yes, are they counted separately from new case filings?
<b>RHODE ISLAND:</b>					
Superior Court	G	Reopened		No	Yes/No
District Court	L	Reopened		No	Yes/Yes
Family Court	L	Reopened		No	Yes/Yes
Probate Court	L	NA		NA	NA
<b>SOUTH CAROLINA:</b>					
Circuit Court	G	New filings		No	No (Permanent
Family Court	L	New filings		No	No injunctions
Magistrate Court	L	New filings		No	No are counted
Probate Court	L	New filings		No	No as a new filing)
<b>SOUTH DAKOTA:</b>					
Circuit Court	G	NC		No	Yes/No
<b>TENNESSEE:</b>					
Circuit Court	G	Reopened	(varies based on local practice)		(varies based on local practice)
Chancery Court	G	Reopened	(varies based on local practice)		(varies based on local practice)
General Sessions Court	L	Reopened	(varies based on local practice)		(varies based on local practice)
<b>TEXAS:</b>					
District Court	G	Reopened		No	No
Constitutional County Court	L	Reopened		No	No
County Court at Law	L	Reopened		No	No
Justice Court	L	New filings		No	No
<b>UTAH:</b>					
District Court	G	NC		No	Yes/Yes
Circuit Court	L	NC		No	Yes/Yes
Justice Court	L	NC		No	Yes/Yes
<b>VERMONT:</b>					
Superior Court	G	NC		No	Yes/No
District Court	G	Reopened		No	Yes/No
Family Court	G	NC		No	Yes/No
Probate Court	L	NC		No	N/Applicable
<b>VIRGINIA:</b>					
Circuit Court	G	Reopened	Reinstated cases		
District Court	L	New filings		Yes/No	No
<b>WASHINGTON:</b>					
Superior Court	G	Reopened		No	Yes/No
Municipal Court	L	New filings		NA	NA
District Court	L	New filings		No	NA
<b>WEST VIRGINIA:</b>					
Circuit Court	G	NC		No	Yes/No
Magistrate Court	L	NC		No	N/Applicable

(continued on next page)

FIGURE H: Method of Counting Civil Cases in State Trial Courts, 1993 (continued)

State/Court name:	Jurisdiction	Are reopened cases counted as new filings, or identified separately as reopened cases?	Qualifications or Conditions	Are enforcement/ collection proceedings counted? If yes, are they counted separately from new case filings?	Are temporary injunctions counted? If yes, are they counted separately from new case filings?
<b>WISCONSIN:</b>					
Circuit Court	G	New filings	Identified with R (reopened) suffix, but included in total count	No	Yes/Yes
<b>WYOMING:</b>					
District Court	G	Reopened		No	No
Justice of the Peace Court	L	Reopened		No	NA
County Court	L	Reopened		No	NA

**JURISDICTION CODES:**

G = General Jurisdiction Court

L = Limited Jurisdiction Court

NA = Information is not available

NC = Information is not collected/counted

N/Applicable = Civil case types heard by this court are not applicable to this figure.

Source: State administrative offices of the courts.

# **S**ate Court Caseload Tables



## *1993 State Court Caseload Tables*

- 105      TABLE 1:      Reported National Caseload for State Appellate Courts, 1993.  
Mandatory jurisdiction cases and discretionary jurisdiction petitions  
in courts of last resort and intermediate appellate courts.
- 106      TABLE 2:      Reported Total Caseload for All State Appellate Courts, 1993.  
Total mandatory cases, total discretionary petitions, and total discretionary petitions  
granted that are filed and disposed. The number of and filed-per-judge figures for both  
the sum of mandatory cases and discretionary petitions, and the sum of mandatory cases  
and discretionary petitions granted. Court type and the point at which cases are counted.
- 117      TABLE 3:      Selected Caseload and Processing Measures for Mandatory Cases in State  
Appellate Courts, 1993. Court type. Filed and disposed cases. Disposed as a percent  
of filed. Number of judges. Filed per judge. Filed per 100,000 population.
- 122      TABLE 4:      Selected Caseload and Processing Measures for Discretionary Petitions in State Appellate  
Courts, 1993. Court type. Filed and disposed cases. Disposed as a percent of filed.  
Number of judges. Filed per judge. Filed per 100,000 population.
- 127      TABLE 5:      Selected Caseload and Processing Measures for Discretionary Petitions Granted in State  
Appellate Courts, 1993. Court type. Filed, filed granted, and granted disposed cases.  
Granted as a percent of filed. Disposed as a percent of granted. Number of judges.  
Filed granted per judge.
- 132      TABLE 6:      Opinions Reported by State Appellate Courts, 1993.  
Opinion unit of count. Composition of opinion count. Signed opinions.  
Number of justices/judges. Number of lawyer support personnel.
- 136      TABLE 7:      Reported National Civil and Criminal Caseloads for State Trial Courts, 1993.  
Civil and criminal cases in general jurisdiction and limited jurisdiction courts.
- 138      TABLE 8:      Reported Grand Total State Trial Court Caseload, 1993.  
Jurisdiction, parking, criminal unit of count, and support/custody codes.  
Case filings and dispositions. Dispositions as a percentage of filings.  
Filings per 100,000 total population.
- 147      TABLE 9:      Reported Total State Trial Court Civil Caseload, 1993.  
Jurisdiction, support/custody codes. Case filings and dispositions. Dispositions as  
a percentage of filings. Filings per 100,000 total population.
- 155      TABLE 10:      Reported Total State Trial Court Criminal Caseload, 1993.  
Jurisdiction, criminal unit of count, and point of filing codes. Case filings  
and dispositions. Dispositions as a percentage of filings. Filings per  
100,000 adult population.
- 163      TABLE 11:      Reported Total State Trial Court Traffic/Other Violation Caseload, 1993.  
Jurisdiction, parking codes. Case filings and dispositions. Dispositions as a  
percentage of filings. Filings per 100,000 total population.
- 170      TABLE 12:      Reported Total State Trial Court Juvenile Caseload, 1993.  
Jurisdiction, point of filing codes. Case filings and dispositions. Dispositions  
as a percentage of filings. Filings per 100,000 juvenile population.
- 174      TABLE 13:      Mandatory Caseload in State Appellate Courts, 1984-1993.  
Case filings and dispositions, 1984-1993.
- 184      TABLE 14:      Discretionary Caseload in State Appellate Courts, 1984-1993.  
Case filings and dispositions, 1984-1993.
- 192      TABLE 15:      Felony Caseload in State Trial Courts, 1984-1993.  
Case filings, 1984-1993.
- 196      TABLE 16:      Tort Caseload in State Trial Courts, 1984-1993.  
Case filings, 1984-1993.

**TABLE 1: Reported National Caseload for State Appellate Courts, 1993**

<u>Reported Caseload</u>	<u>Filed</u>	<u>Disposed</u>	
<b>Courts of last resort:</b>			
I. Mandatory jurisdiction cases:			
A. Number of reported complete cases .....	22,719	19,254	
Number of courts reporting complete data .....	41	34	
B. Number of reported complete cases that include some discretionary petitions .....	1,760	4,868	
Number of courts reporting complete data with some discretionary petitions .....	5	9	
C. Number of reported cases that are incomplete .....	691	441	
Number of courts reporting incomplete data .....	2	1	
D. Number of reported cases that are incomplete data and include some discretionary petitions .....	912	922	
Number of courts reporting incomplete data that include some discretionary petitions .....	2	2	
II. Discretionary jurisdiction petitions:			
A. Number of reported complete petitions .....	48,777	41,140	
Number of courts reporting complete petitions .....	42	33	
B. Number of reported complete petitions that include some mandatory cases .....	0	4,516	
Number of courts reporting complete petitions that include some mandatory cases .....	0	3	
C. Number of reported petitions that are incomplete .....	1,094	1,334	
Number of courts reporting incomplete petitions .....	3	4	
<b>Intermediate appellate courts:</b>			
I. Mandatory jurisdiction cases:			
A. Number of reported complete cases .....	118,593	119,562	
Number of courts reporting complete data .....	38	37	
B. Number of reported complete cases that include some discretionary petitions .....	32,702	37,609	
Number of courts reporting complete data with some discretionary petitions .....	5	5	
C. Number of reported cases that are incomplete .....	4,208	3,837	
Number of courts reporting incomplete data .....	1	1	
II. Discretionary jurisdiction petitions:			
A. Number of reported complete petitions .....	23,547	20,683	
Number of courts reporting complete petitions .....	21	18	
B. Number of reported complete petitions that include some mandatory cases .....	0	0	
Number of courts reporting complete petitions that include some mandatory cases .....	0	0	
C. Number of reported petitions that are incomplete .....	0	0	
Number of courts reporting incomplete petitions .....	0	0	
<b>Summary section for all appellate courts:</b>			
	<b>Reported Filings</b>		
	<u>COLR</u>	<u>IAC</u>	<u>Total</u>
A. Number of reported complete cases/petitions .....	71,496	142,140	213,636
B. Number of reported complete cases/petitions that include other case types .....	1,760	32,702	34,462
C. Number of reported cases/petitions that are incomplete .....	1,785	4,208	5,993
D. Number of reported cases/petitions that are incomplete and include other case types .....	912	-	912
Total .....	75,953	179,050	255,003
	<b>Reported Dispositions</b>		
	<u>COLR</u>	<u>IAC</u>	<u>Total</u>
A. Number of reported complete cases/petitions .....	60,424	140,245	200,669
B. Number of reported complete cases/petitions that include other case types .....	9,384	37,609	46,993
C. Number of reported cases/petitions that are incomplete .....	1,775	3,837	5,612
D. Number of reported cases/petitions that are incomplete and include other case types .....	922	-	922
Total .....	72,505	181,691	254,196

**TABLE 2: Reported Total Caseload for All State Appellate Courts, 1993**

State/Court name:	TOTAL CASES FILED						
	Total mandatory cases filed	Total discretionary petitions filed	Total discretionary petitions filed granted	Sum of mandatory cases and discretionary petitions filed		Sum of mandatory cases and discretionary petitions filed granted	
				Number	Filed per judge	Number	Filed per judge
<b>States with one court of last resort and one intermediate appellate court</b>							
<b>ALASKA</b>							
Supreme Court	365	226	32	591	118	397	79
Court of Appeals	411	50	2	461	154	413	138
State Total	776	276	34	1,052	132	810	101
<b>ARIZONA</b>							
Supreme Court	94	1,309	NA	1,403	281		
Court of Appeals	3,722	205	NA	3,927	187		
State Total	3,816	1,514		5,330	205		
<b>ARKANSAS</b>							
Supreme Court	514 C	NA	NA				
Court of Appeals	1,129	NJ	NJ	1,129	188	1,129	188
State Total	1,643 *					1,570 *	
<b>CALIFORNIA</b>							
Supreme Court	38	5,810	84 A	5,848	835	122	17
Courts of Appeal	14,308	7,163	394	21,471	244	14,702	167
State Total	14,346	12,973	478 *	27,319	288	14,824	156
<b>COLORADO</b>							
Supreme Court	170 A	1,081	NA	1,251	179		
Court of Appeals	2,209	NJ	NJ	2,209	138	2,209	138
State Total	2,379 *	1,081		3,460	150		
<b>CONNECTICUT</b>							
Supreme Court	158	NA	NA				
Appellate Court	1,164	0	NA	1,164	129		
State Total	1,322						
<b>FLORIDA</b>							
Supreme Court	706	1,247	NA	1,953	279		
District Courts of Appeal	15,799	2,883	NA	18,682	328		
State Total	16,505	4,130		20,635	322		
<b>GEORGIA</b>							
Supreme Court	613	1,179	162	1,792	256	775	111
Court of Appeals	2,601	925	269	3,526	392	2,870	319
State Total	3,214	2,104	431	5,318	332	3,645	228
<b>HAWAII</b>							
Supreme Court	916	48	0	964	193	916	183
Intermediate Court of Appeals	311	NJ	NJ	311	104	311	104
State Total	1,227	48	0	1,275	159	1,227	153
<b>IDAHO</b>							
Supreme Court	398 C	101	NA	499	100		
Court of Appeals	239	NJ	NJ	239	80	239	80
State Total	637 *	101		738	92		

TOTAL CASES DISPOSED

Total mandatory cases disposed	Total discretionary petitions disposed	Total discretionary petitions granted disposed	Sum of mandatory cases and discretionary petitions disposed	Sum of mandatory cases and discretionary petitions granted disposed	Court type	Point at which cases are counted
<b>States with one court of last resort and one intermediate appellate court</b>						
303	241	NA	544		COLR	1
440	52	NA	492		IAC	1
743	293		1,036			
88	1,237	0	1,325	88	COLR	6
4,815	177	NA	4,992		IAC	6
4,903	1,414		6,317			
506 C	NA	NA			COLR	2
1,064	NJ	NJ	1,064	1,064	IAC	2
25	5,775	3,814	5,800	3,839	COLR	6
14,574	7,216	NA	21,790		IAC	2
14,599	12,991		27,590			
NA	1,261 B	NA			COLR	1
2,269	NJ	NJ	2,269	2,269	IAC	1
1,261 *						
255	NA	NA			COLR	1
1,033	NA	NA			IAC	1
1,288						
681	1,250	NA	1,931		COLR	1
15,766	2,703	NA	18,469		IAC	1
16,447	3,953		20,400			
679	983	NA	1,662		COLR	2
2,695	919	NA	3,614		IAC	2
3,374	1,902		5,276			
599	49	NA	648		COLR	2
132	NJ	NJ	132	132	IAC	2
731	49		780			
416 C	94	NA	510		COLR	1
268	NJ	NJ	268	268	IAC	4
684 *	94		778			

(continued on next page)

TABLE 2: Reported Total Caseload for All State Appellate Courts, 1993 (continued)

State/Court name:	TOTAL CASES FILED						
	Total mandatory cases filed	Total discretionary petitions filed	Total discretionary petitions filed granted	Sum of mandatory cases and discretionary petitions filed		Sum of mandatory cases and discretionary petitions filed granted	
				Number	Filed per judge	Number	Filed per judge
<b>ILLINOIS</b>							
Supreme Court	881	1,572	116	2,453	350	997	142
Appellate Court	9,116 B	NA	NA				
State Total	9,997 *						
<b>IOWA</b>							
Supreme Court	1,324	NA	42			1,366	152
Court of Appeals	673	NJ	NJ	673	112	673	112
State Total	1,997		42			2,039	136
<b>KANSAS</b>							
Supreme Court	201	508	27	709	101	228	33
Court of Appeals	1,488 B	NA	NA			1,353 B	NA
State Total	1,689 *					1,651 *	
<b>KENTUCKY</b>							
Supreme Court	289	771	NA	1,060	151		
Court of Appeals	2,924	114	NA	3,038	217		
State Total	3,213	885		4,098	195		
<b>LOUISIANA</b>							
Supreme Court	175	3,021	497	3,196	457	672	96
Courts of Appeal	4,007	4,773	1,543	8,780	166	5,550	105
State Total	4,182	7,794	2,040	11,976	200	6,222	104
<b>MARYLAND</b>							
Court of Appeals	253	765	111	1,018	145	364	52
Court of Special Appeals	2,031	332	23	2,363	182	2,054	158
State Total	2,284	1,097	134	3,381	169	2,418	121
<b>MASSACHUSETTS</b>							
Supreme Judicial Court	93	670	199	763	109	292	42
Appeals Court	1,814	996	NA	2,810	201		
State Total	1,907	1,666		3,573	170		
<b>MICHIGAN</b>							
Supreme Court	2	2,747	87	2,749	393	89	13
Court of Appeals	12,494 B	NA	NA				
State Total	12,496 *						
<b>MINNESOTA</b>							
Supreme Court	222	733	86	955	136	308	44
Court of Appeals	2,337	66	NA	2,403	150		
State Total	2,559	799		3,358	146		
<b>MISSOURI</b>							
Supreme Court	291	734	60	1,025	146	351	50
Court of Appeals	4,032	NJ	NJ	4,032	126	4,032	126
State Total	4,323	734	60	5,057	130	4,383	112

TOTAL CASES DISPOSED

Total mandatory cases disposed	Total discretionary petitions disposed	Total discretionary petitions granted disposed	Sum of mandatory cases and discretionary petitions disposed	Sum of mandatory cases and discretionary petitions granted disposed	Court type	Point at which cases are counted
839	1,499	0	2,338	39	COLR	1
8,746 B	NA	NA			IAC	1
9,585 *						
1,207 B	159 A	NA	1,366		COLR	1
660	NJ	NJ	660	660	IAC	4
1,867 *	159 *		2,026			
298	NA	NA			COLR	5
NA					IAC	5
297	725	NA	1,022		COLR	6
2,841	118	NA	2,959		IAC	3
3,138	843		3,981			
152	2,832	497	2,984	649	COLR	2
4,297	4,659	1,494	8,956	5,791	IAC	2
4,449	7,491	1,991	11,940	6,440		
222	767	NA	989		COLR	2
2,047	332	NA	2,379		IAC	2
2,269	1,099		3,368			
NA	NA	NA			COLR	2
1,763	996	NA	2,759		IAC	2
NA	2,516 B	NA			COLR	1
13,037 B	NA	NA			IAC	1
231	628	86	859	317	COLR	1
2,409	53	NA	2,462		IAC	1
2,640	681		3,321			
283	712	0	995	283	COLR	1
3,786	NJ	NJ	3,786	3,786	IAC	1
4,069	712	0	4,781	4,069		

(continued on next page)

TABLE 2: Reported Total Caseload for All State Appellate Courts, 1993 (continued)

State/Court name:	TOTAL CASES FILED						
	Total mandatory cases filed	Total discretionary petitions filed	Total discretionary petitions filed granted	Sum of mandatory cases and discretionary petitions filed		Sum of mandatory cases and discretionary petitions filed granted	
				Number	Filed per judge	Number	Filed per judge
<b>NEBRASKA</b>							
Supreme Court	32 B	NA	NA				
Court of Appeals	1,103	NA	NA				
State Total	1,135 *						
<b>NEW JERSEY</b>							
Supreme Court	389	2,770	131	3,159	451	520	74
App. Div. of Super. Ct.	6,712	0	NA	6,712	224		
State Total	7,101	2,770		9,871	267		
<b>NEW MEXICO</b>							
Supreme Court	236	453	NA	689	138		
Court of Appeals	778	33	0	811	81	778	78
State Total	1,014	486		1,500	100		
<b>NORTH CAROLINA</b>							
Supreme Court	120	341	69	461	66	189	27
Court of Appeals	1,329	361	45	1,690	141	1,374	114
State Total	1,449	702	114	2,151	113	1,563	82
<b>NORTH DAKOTA</b>							
Supreme Court	403	NJ	NJ	403	81	403	81
Court of Appeals	6	NJ	NJ	6	2	6	2
State Total	409	0	0	409	51	409	51
<b>OHIO</b>							
Supreme Court	705	1,932	163	2,637	377	868	124
Courts of Appeals	11,010	NJ	NJ	11,010	169	11,010	169
State Total	11,715	1,932	163	13,647	190	11,878	165
<b>OREGON</b>							
Supreme Court	172	873	100	1,045	149	272	39
Court of Appeals	4,410	NJ	NJ	4,410	441	4,410	441
State Total	4,582	873	100	5,455	321	4,682	275
<b>SOUTH CAROLINA</b>							
Supreme Court	417	74	74	491	98	491	98
Court of Appeals	585	NJ	NJ	585	98	585	98
State Total	1,002	74	74	1,076	98	1,076	98
<b>UTAH</b>							
Supreme Court	592	45	NA	637	127		
Court of Appeals	830	NA	NA				
State Total	1,422						
<b>VIRGINIA</b>							
Supreme Court	82	1,854	348	1,936	277	430	61
Court of Appeals	600	1,990	367	2,590	259	967	97
State Total	682	3,844	715	4,526	266	1,397	82

TOTAL CASES DISPOSED

Total mandatory cases disposed	Total discretionary petitions disposed	Total discretionary petitions granted disposed	Sum of mandatory cases and discretionary petitions disposed	Sum of mandatory cases and discretionary petitions granted disposed	Court type	Point at which cases are counted
429 B 1,159 1,588 *	NA NA	NA NA			COLR 1	1
391 6,601 6,992	2,806 0 2,806	NA NA	3,197 6,601 9,798		COLR IAC	1 1
196 NA 196	436 0 436	NA NA	632 0 632		COLR IAC	5 5
89 1,158 1,247	317 307 624	61 NA	406 1,465 1,871	150	COLR IAC	2 2
382 7 389	NJ NJ 0	NJ NJ 0	382 7 389	382 7 389	COLR IAC	1
594 11,325 11,919	1,700 NJ 1,700	117 NJ 117	2,294 11,325 13,619	711 11,325 12,036	COLR IAC	1 1
290 B 5,625 5,915 *	797 NJ 797	(B) NJ	1,087 5,625 6,712	5,625	COLR IAC	1 1
572 B 602 1,174 *	NA NJ	NA NJ	602	602	COLR IAC	2 4
718 B 847 1,565 *	NA NA	NA NA			COLR IAC	1 1
66 NA	1,446 2,491 3,937	0 NA	1,512	66	COLR IAC	1 1

(continued on next page)



TABLE 2: Reported Total Caseload for All State Appellate Courts, 1993 (continued)

State/Court name:	TOTAL CASES FILED						
	Total mandatory cases filed	Total discretionary petitions filed	Total discretionary petitions filed granted	Sum of mandatory cases and discretionary petitions filed		Sum of mandatory cases and discretionary petitions filed granted	
				Number	Filed per judge	Number	Filed per judge
<b>WASHINGTON</b>							
Supreme Court	146 B	1,054 A	NA	1,200	133		
Court of Appeals	3,396	358	NA	3,754	221		
State Total	3,542 *	1,412 *		4,954	191		
<b>WISCONSIN</b>							
Supreme Court	NJ	1,156	0	1,156	165	0	0
Court of Appeals	3,290	NA	NA				
State Total	3,290						
<b>States with no intermediate appellate court</b>							
<b>DELAWARE</b>							
Supreme Court	542 B	0 A	NA	542	108		
<b>DISTRICT OF COLUMBIA</b>							
Court of Appeals	1,724	21	NA	1,745	194		
<b>MAINE</b>							
Supreme Judicial Court	654 B	NA	NA				
<b>MISSISSIPPI</b>							
Supreme Court	1,113	69	0	1,182	131	1,113	124
<b>MONTANA</b>							
Supreme Court	521 A	138	NA	659	94		
<b>NEVADA</b>							
Supreme Court	1,138	NJ	NJ	1,138	228	1,138	228
<b>NEW HAMPSHIRE</b>							
Supreme Court	NJ	864	NA	864	173		
<b>RHODE ISLAND</b>							
Supreme Court	449	288	NA	737	147		
<b>SOUTH DAKOTA</b>							
Supreme Court	386 B	40 A	10	426	85	396	79
<b>VERMONT</b>							
Supreme Court	622	27	0	649	130	622	124
<b>WEST VIRGINIA</b>							
Supreme Court of Appeals	NJ	2,113	660	2,113	423	660	132
<b>WYOMING</b>							
Supreme Court	306	NJ	NJ	306	61	306	61

TOTAL CASES DISPOSED

Total mandatory cases disposed	Total discretionary petitions disposed	Total discretionary petitions granted disposed	Sum of mandatory cases and discretionary petitions disposed	Sum of mandatory cases and discretionary petitions granted disposed	Court type	Point at which cases are counted
131 B	1,058 A	0	1,189	131	COLR	6
3,350	374	NA	3,724		IAC	6
3,481 *	1,432 *		4,913			
NJ	888	97	888	97	COLR	6
3,226	NA	NA			IAC	6
3,226						
552 B	0 A	NA	552		COLR	1
1,655	46	NA	1,701		COLR	1
544 B	NA	NA			COLR	1
718	38	0	756	718	COLR	2
441 A	117 A	NA	558		COLR	1
943	NJ	NJ	943	943	COLR	2
NJ	662	NA	662		COLR	1
400	292	NA	692		COLR	1
425 B	NA	NA			COLR	2
673	26	NA	699		COLR	1
NJ	2,100	615	2,100	615	COLR	1
306	NJ	NJ	306	306	COLR	1

(continued on next page)

TABLE 2: Reported Total Caseload for All State Appellate Courts, 1993 (continued)

State/Court name:	TOTAL CASES FILED						
	Total mandatory cases filed	Total discretionary petitions filed	Total discretionary petitions granted	Sum of mandatory cases and discretionary petitions filed		Sum of mandatory cases and discretionary petitions filed granted	
				Number	Filed per judge	Number	Filed per judge
<b>States with multiple appellate courts at any level</b>							
<b>ALABAMA</b>							
Supreme Court	1,241	737	NA	1,978	220		
Court of Civil Appeals	830	NJ	NJ	830	277	830	277
Court of Criminal Appeals	2,094	NJ	13	2,094	419	2,107	421
State Total	4,165	737		4,902	288		
<b>INDIANA</b>							
Supreme Court	231	604	NA	835	167		
Court of Appeals	1,872	0	55	1,872	144	1,927	148
Tax Court	101	NJ	NJ	101	8	101	8
State Total	2,204	604		2,808	91		
<b>NEW YORK</b>							
Court of Appeals	NA	4,489	NA	4,489	641		
App. Div. of Sup. Ct.	10,326 B	NA	NA				
App. Terms of Sup. Ct.	2,502 B	NA	NA				
State Total	12,828 *						
<b>OKLAHOMA</b>							
Supreme Court	1,458	507	NA	1,965	218		
Court of Criminal Appeals	1,268	NJ	NJ	1,268	254	1,268	254
Court of Appeals	1,495	NJ	NJ	1,495	125	1,495	125
State Total	4,221	507		4,728	182		
<b>PENNSYLVANIA</b>							
Supreme Court	289	2,734	NA	3,023	432		
Superior Court	6,964	NJ	NJ	6,964	464	6,964	464
Commonwealth Court	4,208 A	29	NA	4,237	471		
State Total	11,461 *	2,763		14,224	459		
<b>TENNESSEE</b>							
Supreme Court	271	782	61	1,053	211	332	66
Court of Criminal Appeals	1,007	165	38	1,172	130	1,045	116
Court of Appeals	1,050	259	43	1,309	109	1,093	91
State Total	2,328	1,206	142	3,534	136	2,470	95
<b>TEXAS</b>							
Supreme Court	2	1,441	197	1,443	160	199	22
Court of Criminal Appeal	2,870	1,610	169	4,480	498	3,039	338
Courts of Appeals	9,420	NJ	NJ	9,420	118	9,420	118
State Total	12,292	3,051	366	15,343	157	12,658	129

**COURT TYPE:**

COLR = Court of last resort

IAC = Intermediate appellate court

2 = At the filing of trial record

3 = At the filing of trial record and complete briefs

4 = At transfer

5 = Other

**POINTS AT WHICH CASES ARE COUNTED:**

1 = At the notice of appeal

6 = Varies

TOTAL CASES DISPOSED

Total mandatory cases disposed	Total discretionary petitions disposed	Total discretionary petitions granted disposed	Sum of mandatory cases and discretionary petitions disposed	Sum of mandatory cases and discretionary petitions granted disposed	Court type	Point at which cases are counted
<b>States with multiple appellate courts at any level</b>						
1,277	757	85	2,034	1,362	COLR	1
761	NJ	NJ	761	761	IAC	1
2,110	NJ	NJ	2,110	2,110	IAC	1
4,148	757	85	4,905	4,233		
228	592	0	820	228	COLR	6
1,592	74	57	1,666	1,649	IAC	6
1,592	74	57	1,666	1,649	IAC	6
3,412	740	114	4,152	3,526		
296	4,792	202	5,088	498	COLR	1
12,475 B	NA	0		12,475	IAC	2
1,998 B	NA	NA			IAC	2
14,769 *						
1,700	652	NA	2,352		COLR	1
1,388	NJ	NJ	1,388	1,388	COLR	2
1,260	NJ	NJ	1,260	1,260	IAC	4
4,348	652		5,000			
304	2,459	NA	2,763		COLR	6
7,417	NJ	NJ	7,417	7,417	IAC	1
3,837 A	NA	NA			IAC	1
11,558 *						
NA	739 B	61			COLR	1
863	109	NA	972		IAC	1
1,069	103	NA	1,172		IAC	1
	951 *					
3	1,574	0	1,577	3	COLR	1
2,723	1,666	249	4,389	2,972	COLR	5
9,654	NJ	NJ	9,654	9,654	IAC	1
12,380	3,240	249	15,620	12,629		

**NOTE:**

NA = Indicates that the data are unavailable. Blank spaces indicate that a calculation is inappropriate.

NJ = This case type is not handled in this court.

( ) = **Mandatory and discretionary jurisdiction** cases cannot be separately identified. Data are reported within the jurisdiction where the court has the majority of its caseload.

**QUALIFYING FOOTNOTES:**

An absence of a qualifying footnote indicates that the data are complete.

\* See the qualifying footnote for each court within the state. Each footnote has an effect on the state's total.

\*\* Total mandatory cases filed and disposed in the Illinois Supreme Court do not include the **miscellaneous record cases**.

(continued on next page)

TABLE 2: Reported Total Caseload for All State Appellate Courts, 1993 (continued)

- \*\*\* Total mandatory cases filed in the New Mexico Supreme Court do not include **petitions for extension of time** in criminal cases.
- \*\*\*\* Total cases filed in the Virginia Supreme Court reflect data reported by the clerk's office. See methodology for further discussion.

A: The following courts' data are incomplete:

- California—Supreme Court—Total **discretionary petitions** granted filed data do not include **original proceedings** and **administrative agency** cases.
- Colorado—Supreme Court—Total mandatory filed data do not include some reopened cases, some **disciplinary matters**, and some **interlocutory decisions**.
- Delaware—Supreme Court—Total **discretionary petitions** filed and disposed data do not include some **discretionary interlocutory petitions** and some **discretionary advisory opinions**.
- Iowa—Supreme Court—**Discretionary petitions** granted and disposed data do not include some **discretionary original proceedings**.
- Montana—Supreme Court—Total mandatory filed and disposed data do not include **administrative agency, advisory opinions, and original proceedings**. Total **discretionary petitions** disposed do not include **criminal appeals**.
- Pennsylvania—Commonwealth Court—Total mandatory filed and disposed data do not include some **administrative agency** cases and some **original proceedings**.
- South Dakota—Supreme Court—Total **discretionary petitions** filed data do not include **advisory opinions**, which are reported with mandatory jurisdiction cases.
- Washington—Supreme Court—Total **discretionary petitions** filed and disposed data do not include some **discretionary petitions**.

B: The following courts' data are overinclusive:

- Colorado—Supreme Court—Total **discretionary petitions** disposed data include all **mandatory jurisdiction** cases.
- Delaware—Supreme Court—Total mandatory filed and disposed data include some **discretionary petitions**.
- Illinois—Appellate Court—Total mandatory filed and disposed data include all **discretionary petitions**.
- Iowa—Supreme Court—Total mandatory disposed data include some **discretionary petitions** that were dismissed by the

Court, which are reported with **mandatory jurisdiction** cases.

Kansas—Court of Appeals—Total mandatory filed and disposed data include all **discretionary petitions**.

Maine—Supreme Judicial Court—Total mandatory filed and disposed data include **discretionary petitions**.

Massachusetts—Supreme Court—Total **discretionary petitions** granted disposed data include all **mandatory jurisdiction** cases.

Michigan—Supreme Court—Total **discretionary petitions** disposed data include **mandatory cases** disposed.

—Court of Appeals—Total mandatory filed and disposed data include **discretionary petitions**.

Nebraska—Supreme Court—Total mandatory filed and disposed data include all **discretionary petitions**.

New York—Appellate Divisions of Supreme Court—Total mandatory filed and disposed data include all **discretionary petitions**.

—Appellate Terms of Supreme Court—Total mandatory filed and disposed data include all **discretionary petitions**.

Oregon—Supreme Court—Total mandatory disposed data include all **discretionary petitions** that were granted.

South Carolina—Supreme Court—Total mandatory disposed data include all **discretionary petitions** that were disposed.

South Dakota—Supreme Court—Total mandatory filed data include **discretionary advisory opinions**. Total mandatory disposed data include all **discretionary petitions**.

Tennessee—Supreme Court—Total **discretionary petitions** disposed data include all **mandatory jurisdiction** cases.

Utah—Supreme Court—Total mandatory disposed data include all **discretionary petitions**.

Washington—Supreme Court—Total mandatory filed and disposed data include some **discretionary petitions**.

C: The following courts' data are both incomplete and overinclusive:

Arkansas—Supreme Court—Total mandatory filed and disposed data include a few **discretionary petitions**, but do not include **mandatory attorney disciplinary** cases and **certified questions from the federal courts**.

Idaho—Supreme Court—Total mandatory filed and disposed data include **discretionary original proceedings, interlocutory decisions and advisory opinions**, but do not include **mandatory interlocutory decisions**.

**TABLE 3: Selected Caseload and Processing Measures for Mandatory Cases in State Appellate Courts, 1993**

<u>State/Court name:</u>	<u>Court type</u>	<u>Filed</u>	<u>Disposed</u>	<u>Disposed as a percent of filed</u>	<u>Number of judges</u>	<u>Filed per judge</u>	<u>Filed per 100,000 population</u>
<b>States with one court of last resort and one intermediate appellate court</b>							
<b>ALASKA</b>							
Supreme Court	COLR	365	303	83	5	73	61
Court of Appeals	IAC	411	440	107	3	137	69
State Total		776	743	96	8	97	130
<b>ARIZONA</b>							
Supreme Court	COLR	94	88	94	5	19	2
Court of Appeals	IAC	3,722	4,815	129	21	177	95
State Total		3,816	4,903	128	26	147	97
<b>ARKANSAS</b>							
Supreme Court	COLR	514 C	506 C	98	7	73	21
Court of Appeals	IAC	1,129	1,064	94	6	188	47
State Total		1,643 *	1,570 *	96	13	126	68
<b>CALIFORNIA</b>							
Supreme Court	COLR	38	25	66	7	5	1
Courts of Appeal	IAC	14,308	14,574	102	88	163	46
State Total		14,346	14,599	102	95	151	46
<b>COLORADO</b>							
Supreme Court	COLR	170 A	NA		7	24	5
Court of Appeals	IAC	2,209	2,269	103	16	138	62
State Total		2,379 *			23	103	67
<b>CONNECTICUT</b>							
Supreme Court	COLR	158	255	161	7	23	5
Appellate Court	IAC	1,164	1,033	89	9	129	36
State Total		1,322	1,288	97	16	83	40
<b>FLORIDA</b>							
Supreme Court	COLR	706	681	96	7	101	5
District Courts of Appeal	IAC	15,799	15,766	100	57	277	115
State Total		16,505	16,447	100	64	258	121
<b>GEORGIA</b>							
Supreme Court	COLR	613	679	111	7	88	9
Court of Appeals	IAC	2,601	2,695	104	9	289	38
State Total		3,214	3,374	105	16	201	46
<b>HAWAII</b>							
Supreme Court	COLR	916	599	65	5	183	78
Intermediate Court of Appeals	IAC	311	132	42	3	104	27
State Total		1,227	731	60	8	105	
<b>IDAHO</b>							
Supreme Court	COLR	398 C	416 C	105	5	80	36
Court of Appeals	IAC	239	268	112	3	80	22
State Total		637 *	684 *	107	8	80	58
<b>ILLINOIS</b>							
Supreme Court	COLR	881 B	839 B	95	7	126	8
Appellate Court	IAC	9,116 B	8,746 B	96	42	217	78
State Total		9,997 *	9,585 *	96	49	204	85

(continued on next page)

TABLE 3: Selected Caseload and Processing Measures for Mandatory Cases in State Appellate Courts, 1993 ( continued)

<u>State/Court name:</u>	<u>Court type</u>	<u>Filed</u>	<u>Disposed</u>	<u>Disposed as a percent of filed</u>	<u>Number of judges</u>	<u>Filed per judge</u>	<u>Filed per 100,000 population</u>
<b>IOWA</b>							
Supreme Court	COLR	1,324	1,207 B		9	147	47
Court of Appeals	IAC	673	660	98	6	112	24
State Total		1,997	1,867 *		15	133	71
<b>KANSAS</b>							
Supreme Court	COLR	201	298	148	7	29	8
Court of Appeals	IAC	1,488 B	1,353 B	91	10	149	59
State Total		1,689 *	1,651 *	98	17	99	67
<b>KENTUCKY</b>							
Supreme Court	COLR	289	297	103	7	41	8
Court of Appeals	IAC	2,924	2,841	97	14	209	77
State Total		3,213	3,138	98	21	153	85
<b>LOUISIANA</b>							
Supreme Court	COLR	175	152	87	7	25	4
Courts of Appeal	IAC	4,007	4,297	107	53	76	93
State Total		4,182	4,449	106	60	70	97
<b>MARYLAND</b>							
Court of Appeals	COLR	253	222	88	7	36	5
Court of Special Appeals	IAC	2,031 B	2,047 B	101	13	156	41
State Total		2,284 *	2,269 *	99	20	114	46
<b>MASSACHUSETTS</b>							
Supreme Judicial Court	COLR	93	NA		7	13	2
Appeals Court	IAC	1,814	1,763	97	14	130	30
State Total		1,907			21	91	32
<b>MICHIGAN</b>							
Supreme Court	COLR	2	NA		7	0	0
Court of Appeals	IAC	12,494 B	13,037 B	104	24	521	132
State Total		12,496 *			31	403	132
<b>MINNESOTA</b>							
Supreme Court	COLR	222	231	104	7	32	5
Court of Appeals	IAC	2,337	2,409	103	16	146	52
State Total		2,559	2,640	103	23	111	57
<b>MISSOURI</b>							
Supreme Court	COLR	291	283	97	7	42	6
Court of Appeals	IAC	4,032	3,786	94	32	126	77
State Total		4,323	4,069	94	39	111	83
<b>NEBRASKA</b>							
Supreme Court	COLR	32 B	429 B	1,341	7	5	2
Court of Appeals	IAC	1,103	1,159	105	7	158	69
State Total		1,135 *	1,588 *	140	14	81	71
<b>NEW JERSEY</b>							
Supreme Court	COLR	389	391	101	7	56	5
App. Div. of Super. Ct.	IAC	6,712	6,601	98	30	224	85
State Total		7,101	6,992	98	37	192	90
<b>NEW MEXICO</b>							
Supreme Court	COLR	236	196	83	5	47	15
Court of Appeals	IAC	778	NA		10	78	48
State Total		1,014	196	19	15	68	63

(continued on next page)

TABLE 3: Selected Caseload and Processing Measures for Mandatory Cases in State Appellate Courts, 1993 ( continued)

<u>State/Court name:</u>	<u>Court type</u>	<u>Filed</u>	<u>Disposed</u>	<u>Disposed as a percent of filed</u>	<u>Number of judges</u>	<u>Filed per judge</u>	<u>Filed per 100,000 population</u>
<b>NORTH CAROLINA</b>							
Supreme Court	COLR	120	89	74	7	17	2
Court of Appeals	IAC	1,329	1,158	87	12	111	19
State Total		1,449	1,247	86	19	76	21
<b>NORTH DAKOTA</b>							
Supreme Court	COLR	403	382	95	5	81	63
Court of Appeals	IAC	6	7	117	3	2	1
State Total		409	389	95	8	51	64
<b>OHIO</b>							
Supreme Court	COLR	705	594	84	7	101	6
Courts of Appeals	IAC	11,010	11,325	103	65	169	99
State Total		11,715	11,919	102	72	163	106
<b>OREGON</b>							
Supreme Court	COLR	172	290 B		7	25	6
Court of Appeals	IAC	4,410	5,625	128	10	441	145
State Total		4,582	5,915 *		17	270	151
<b>SOUTH CAROLINA</b>							
Supreme Court	COLR	417	572 B		5	83	11
Court of Appeals	IAC	585	602	103	6	98	16
State Total		1,002	1,174 *		11	91	28
<b>UTAH</b>							
Supreme Court	COLR	592	718 B		5	118	32
Court of Appeals	IAC	830	847	102	7	119	45
State Total		1,422	1,565 *		12	118	76
<b>VIRGINIA</b>							
Supreme Court	COLR	82	66	80	7	12	1
Court of Appeals	IAC	600	NA		10	60	9
State Total		682			17	40	11
<b>WASHINGTON</b>							
Supreme Court	COLR	146 B	131 B	90	9	16	3
Court of Appeals	IAC	3,396	3,350	99	17	200	65
State Total		3,542 *	3,481 *	98	26	136	67
<b>WISCONSIN</b>							
Supreme Court	COLR	NJ	NJ		7		
Court of Appeals	IAC	3,290	3,226	98	15	219	65
State Total		3,290	3,226	98	22	150	65
<b>States with no intermediate appellate court</b>							
<b>DELAWARE</b>							
Supreme Court	COLR	542 B	552 B	102	5	108	77
<b>DISTRICT OF COLUMBIA</b>							
Court of Appeals	COLR	1,724	1,655	96	9	192	298
<b>MAINE</b>							
Supreme Judicial Court	COLR	654 B	544 B	83	7	93	53
<b>MISSISSIPPI</b>							
Supreme Court	COLR	1,113	718	65	9	124	42

(continued on next page)



TABLE 3: Selected Caseload and Processing Measures for Mandatory Cases in State Appellate Courts, 1993 ( continued)

<u>State/Court name:</u>	<u>Court type</u>	<u>Filed</u>	<u>Disposed</u>	<u>Disposed as a percent of filed</u>	<u>Number of judges</u>	<u>Filed per judge</u>	<u>Filed per 100,000 population</u>
<b>MONTANA</b>							
Supreme Court	COLR	521 A	441 A	85	7	74	62
<b>NEVADA</b>							
Supreme Court	COLR	1,138	943	83	5	228	82
<b>NEW HAMPSHIRE</b>							
Supreme Court	COLR	NJ	NJ		5		
<b>RHODE ISLAND</b>							
Supreme Court	COLR	449	400	89	5	90	45
<b>SOUTH DAKOTA</b>							
Supreme Court	COLR	386 B	425 B	110	5	77	54
<b>VERMONT</b>							
Supreme Court	COLR	622	673	108	5	124	108
<b>WEST VIRGINIA</b>							
Supreme Court of Appeals	COLR	NJ	NJ		5		
<b>WYOMING</b>							
Supreme Court	COLR	306	306	100	5	61	65
<b>States with multiple appellate courts at any level</b>							
<b>ALABAMA</b>							
Supreme Court	COLR	1,241	1,277	103	9	138	30
Court of Civil Appeals	IAC	830	761	92	3	277	20
Court of Criminal Appeals	IAC	2,094	2,110	101	5	419	50
State Total		4,165	4,148	100	17	245	99
<b>INDIANA</b>							
Supreme Court	COLR	231	228	99	5	46	4
Court of Appeals	IAC	1,872	1,592	85	13	144	33
Tax Court	IAC	101	77	76	1	101	2
State Total		2,204 *	1,897	86	19	116	39
<b>NEW YORK</b>							
Court of Appeals	COLR	0	296		7		
App. Div. of Sup. Ct.	IAC	10,326 B	12,475 B	121	47	220	57
App. Terms of Sup. Ct.	IAC	2,502 B	1,998 B	80	15	167	14
State Total		12,828 *	14,769 *	115	69	186	70
<b>OKLAHOMA</b>							
Supreme Court	COLR	1,458	1,700	117	9	162	45
Court of Criminal Appeals	COLR	1,268	1,388	109	5	254	39
Court of Appeals	IAC	1,495	1,260	84	12	125	46
State Total		4,221	4,348	103	26	162	131
<b>PENNSYLVANIA</b>							
Supreme Court	COLR	289	304	105	7	41	2
Superior Court	IAC	6,964	7,417	107	15	464	58
Commonwealth Court	IAC	4,208 A	3,837 A	91	9	468	35
State Total		11,461 *	11,558 *	101	31	370	95

(continued on next page)

TABLE 3: Selected Caseload and Processing Measures for Mandatory Cases in State Appellate Courts, 1993 ( continued)

State/Court name:	Court type	Filed	Disposed	Disposed as a percent of filed	Number of judges	Filed per judge	Filed per 100,000 population
<b>TENNESSEE</b>							
Supreme Court	COLR	271	NA		5	54	5
Court of Appeals	IAC	1,050	1,069	102	12	88	21
Court of Criminal Appeals	IAC	1,007	863	86	9	112	20
State Total		2,328			26	90	46
<b>TEXAS</b>							
Supreme Court	COLR	2	3	150	9	0	0
Court of Criminal Appeal	COLR	2,870	2,723	95	9	319	16
Courts of Appeals	IAC	9,420	9,654	102	80	118	52
State Total		12,292	12,380	101	98	125	68

**COURT TYPE:**

COLR = Court of last resort  
 IAC = Intermediate appellate court

**NOTE:**

NA = Data are unavailable. Blank spaces indicate that a calculation is inappropriate.  
 NJ = This case type is not handled in this court.  
 — = Inapplicable

(B) = **Mandatory jurisdiction** cases cannot be separately identified and are reported with **discretionary petitions**. (See Table 4.)

**QUALIFYING FOOTNOTES:**

The absence of a qualifying footnote indicates that data are complete.

\* See the qualifying footnote for each court in the state. Each footnote has an effect on the state total.

A: The following courts' data are incomplete:

- Colorado—Supreme Court—Total mandatory filed data do not include some reopened cases some **disciplinary matters** and some **interlocutory decisions**.
- Montana—Supreme Court—Total mandatory filed and disposed data do not include **administrative agency appeals, advisory opinions, and original proceedings**.
- Pennsylvania—Commonwealth Court—Total mandatory filed and disposed data do not include some **administrative agency cases** and some **original proceedings**.

B: The following courts' data are overinclusive:

- Delaware—Supreme Court—Total mandatory filed and disposed data include some **discretionary petitions** and **discretionary petitions** that were granted.
- Illinois—Appellate Court—Total mandatory filed and disposed data include all **discretionary petitions**.

Iowa—Supreme Court—Total mandatory disposed data include some **discretionary cases** that were dismissed.

Kansas—Court of Appeals—Total mandatory filed and disposed data include all **discretionary petitions**.

Maine—Supreme Judicial Court—Total mandatory filed and disposed data include **discretionary petitions**.

Michigan—Court of Appeals—Total mandatory filed and disposed data include **discretionary petitions**.

Nebraska—Supreme Court—Total mandatory filed and disposed data include all **discretionary petitions**.

New York—Appellate Divisions of Supreme Court—Total mandatory filed and disposed data include all **discretionary petitions** that were granted.

—Appellate Terms of Supreme Court—Total mandatory filed and disposed data include all **discretionary petitions** that were granted.

Oregon—Supreme Court—Total mandatory disposed data include all **discretionary petitions** that were granted.

South Carolina—Supreme Court—Total mandatory disposed data include all **discretionary petitions** that were disposed.

South Dakota—Supreme Court—Total mandatory filed data include **discretionary advisory opinions**. Total mandatory disposed data include all **discretionary advisory opinions**.

Utah—Supreme Court—Total mandatory disposed data include all **discretionary petitions**.

Washington—Supreme Court—Total mandatory filed and disposed data include some **discretionary petitions**.

C: The following courts' data are both incomplete and overinclusive:

Arkansas—Supreme Court—Total mandatory filed and disposed data include a few **discretionary petitions**, but do not include **mandatory attorney disciplinary cases** and **certified questions from the federal courts**.

Idaho—Supreme Court—Total mandatory filed and disposed data include **discretionary original proceedings, interlocutory decisions** and **advisory opinions**, but do not include **mandatory interlocutory decisions**.

**TABLE 4: Selected Caseload and Processing Measures for Discretionary Petitions in State Appellate Courts, 1993**

<u>State/Court name:</u>	<u>Court type</u>	<u>Filed</u>	<u>Disposed</u>	<u>Disposed as a percent of filed</u>	<u>Number of judges</u>	<u>Filed per judge</u>	<u>Filed per 100,000 population</u>
<b>States with one court of last resort and one intermediate appellate court</b>							
<b>ALASKA</b>							
Supreme Court	COLR	226	241	107	5	45	38
Court of Appeals	IAC	50	52	104	3	17	8
State Total		276	293	106	8	34	46
<b>ARIZONA</b>							
Supreme Court	COLR	1,309	1,237	94	5	262	33
Court of Appeals	IAC	205	177	86	21	10	5
State Total		1,514	1,414	93	26	58	38
<b>ARKANSAS</b>							
Supreme Court	COLR	NA	NA		7		
Court of Appeals	IAC	NJ	NJ		6		
State Total					13		
<b>CALIFORNIA</b>							
Supreme Court	COLR	5,810	5,775	99	7	830	19
Courts of Appeal	IAC	7,163	7,216	101	88	81	23
State Total		12,973	12,991	100	95	137	42
<b>COLORADO</b>							
Supreme Court	COLR	1,081	1,261 B		7	154	30
Court of Appeals	IAC	NJ	NJ		16		
State Total		1,081	1,261 *		23	47	30
<b>CONNECTICUT</b>							
Supreme Court	COLR	NA	NA		7		
Appellate Court	IAC	0	NA		9		
State Total					16		
<b>FLORIDA</b>							
Supreme Court	COLR	1,247	1,250	100	7	178	9
District Courts of Appeal	IAC	2,883	2,703	94	57	51	21
State Total		4,130	3,953	96	64	65	30
<b>GEORGIA</b>							
Supreme Court	COLR	1,179	983	83	7	168	17
Court of Appeals	IAC	925	919	99	9	103	13
State Total		2,104	1,902	90	16	132	30
<b>HAWAII</b>							
Supreme Court	COLR	48	49	102	5	10	4
Intermediate Court of Appeals	IAC	NJ	NJ		3		
State Total		48	49	102	8	6	4
<b>IDAHO</b>							
Supreme Court	COLR	101	94	93	5	20	9
Court of Appeals	IAC	NJ	NJ		3		
State Total		101	94	93	8	13	9
<b>ILLINOIS</b>							
Supreme Court	COLR	1,572	1,499	95	7	225	13
Appellate Court	IAC	NA	NA		42		
State Total					49		
<b>IOWA</b>							
Supreme Court	COLR	NA	159 A		9		
Court of Appeals	IAC	NJ	NJ		6		
State Total		159 *			15		

(continued on next page)

TABLE 4: Selected Caseload and Processing Measures for Discretionary Petitions in State Appellate Courts, 1993 (continued)

<u>State/Court name:</u>	<u>Court type</u>	<u>Filed</u>	<u>Disposed</u>	<u>Disposed as a percent of filed</u>	<u>Number of judges</u>	<u>Filed per judge</u>	<u>Filed per 100,000 population</u>
<b>KANSAS</b>							
Supreme Court	COLR	508	NA		7	73	20
Court of Appeals	IAC	NA	NA		10		
State Total					17		
<b>KENTUCKY</b>							
Supreme Court	COLR	771	725	94	7	110	20
Court of Appeals	IAC	114	118	104	14	8	3
State Total		885	843	95	21	42	23
<b>LOUISIANA</b>							
Supreme Court	COLR	3,021	2,832	94	7	432	70
Courts of Appeal	IAC	4,773	4,659	98	53	90	111
State Total		7,794	7,491	96	60	130	181
<b>MARYLAND</b>							
Court of Appeals	COLR	765	767	100	7	109	15
Court of Special Appeals	IAC	332	332	100	13	26	7
State Total		1,097	1,099	100	20	55	22
<b>MASSACHUSETTS</b>							
Supreme Judicial Court	COLR	670	NA		7	96	11
Appeals Court	IAC	996	996	100	14	71	17
State Total		1,666			21	79	28
<b>MICHIGAN</b>							
Supreme Court	COLR	2,747	2,516 B		7	392	29
Court of Appeals	IAC	NA	NA		24		
State Total					31		
<b>MINNESOTA</b>							
Supreme Court	COLR	733	628	86	7	105	16
Court of Appeals	IAC	66	53	80	16	4	1
State Total		799	681	85	23	35	18
<b>MISSOURI</b>							
Supreme Court	COLR	734	712	97	7	105	14
Court of Appeals	IAC	NJ	NJ		32		
State Total		734	712	97	39	19	14
<b>NEBRASKA</b>							
Supreme Court	COLR	NA	NA		7		
Court of Appeals	IAC	NA	NA		7		
State Total					14		
<b>NEW JERSEY</b>							
Supreme Court	COLR	2,770	2,806	101	7	396	35
App. Div. of Super. Ct.	IAC	0	0		30		
State Total		2,770	2,806	101	37	75	35
<b>NEW MEXICO</b>							
Supreme Court	COLR	453	436	96	5	91	28
Court of Appeals	IAC	33	0		10	3	2
State Total		486	436	90	15	32	30
<b>NORTH CAROLINA</b>							
Supreme Court	COLR	341	317	93	7	49	5
Court of Appeals	IAC	361	307	85	12	30	5
State Total		702	624	89	19	37	10

(continued on next page)

TABLE 4: Selected Caseload and Processing Measures for Discretionary Petitions in State Appellate Courts, 1993 (continued)

<u>State/Court name:</u>	<u>Court type</u>	<u>Filed</u>	<u>Disposed</u>	<u>Disposed as a percent of filed</u>	<u>Number of judges</u>	<u>Filed per judge</u>	<u>Filed per 100,000 population</u>
<b>NORTH DAKOTA</b>							
Supreme Court	COLR	NJ	NJ		5		
Court of Appeals	IAC	NJ	NJ		3		
State Total		0	0		8	0	0
<b>OHIO</b>							
Supreme Court	COLR	1,932	1,700	88	7	276	17
Courts of Appeals	IAC	NJ	NJ		65		
State Total		1,932	1,700	88	72	27	17
<b>OREGON</b>							
Supreme Court	COLR	873	797	91	7	125	29
Court of Appeals	IAC	NJ	NJ		10		
State Total		873	797	91	17	51	29
<b>SOUTH CAROLINA</b>							
Supreme Court	COLR	74	NA		5	15	2
Court of Appeals	IAC	NJ	NJ		6		
State Total		74			11	7	2
<b>UTAH</b>							
Supreme Court	COLR	45	NA		5	9	2
Court of Appeals	IAC	NA	NA		7		
State Total					12		
<b>VIRGINIA</b>							
Supreme Court	COLR	1,854	1,446	78	7	265	29
Court of Appeals	IAC	1,990	2,491	125	10	199	31
State Total		3,844	3,937	102	17	226	59
<b>WASHINGTON</b>							
Supreme Court	COLR	1,054 A	1,058 A	100	9	117	20
Court of Appeals	IAC	358	374	104	17	21	7
State Total		1,412 *	1,432 *	101	26	54	27
<b>WISCONSIN</b>							
Supreme Court	COLR	1,156	888	77	7	165	23
Court of Appeals	IAC	NA	NA		15		
State Total					22		
<b>States with no intermediate appellate court</b>							
<b>DELAWARE</b>							
Supreme Court	COLR	0 A	0 A		5		
<b>DISTRICT OF COLUMBIA</b>							
Court of Appeals	COLR	21	46	219	9	2	4
<b>MAINE</b>							
Supreme Judicial Court	COLR	NA	NA		7		
<b>MISSISSIPPI</b>							
Supreme Court	COLR	69	38	55	9	8	3
<b>MONTANA</b>							
Supreme Court	COLR	138	117 A		7	20	16

(continued on next page)

TABLE 4: Selected Caseload and Processing Measures for Discretionary Petitions in State Appellate Courts, 1993 (continued)

<u>State/Court name:</u>	<u>Court type</u>	<u>Filed</u>	<u>Disposed</u>	<u>Disposed as a percent of filed</u>	<u>Number of judges</u>	<u>Filed per judge</u>	<u>Filed per 100,000 population</u>
<b>NEVADA</b>							
Supreme Court	COLR	NJ	NJ		5		
<b>NEW HAMPSHIRE</b>							
Supreme Court	COLR	864	662	77	5	173	77
<b>RHODE ISLAND</b>							
Supreme Court	COLR	288	292	101	5	58	29
<b>SOUTH DAKOTA</b>							
Supreme Court	COLR	40 A	NA		5	8	6
<b>VERMONT</b>							
Supreme Court	COLR	27	26	96	5	5	5
<b>WEST VIRGINIA</b>							
Supreme Court of Appeals	COLR	2,113	2,100	99	5	423	116
<b>WYOMING</b>							
Supreme Court	COLR	NJ	NJ		5		
<b>States with multiple appellate courts at any level</b>							
<b>ALABAMA</b>							
Supreme Court	COLR	737	757	103	9	82	18
Court of Civil Appeals	IAC	NJ	NJ		3		
Court of Criminal Appeals	IAC	NJ	NJ		5		
State Total		737	757	103	17	43	18
<b>INDIANA</b>							
Supreme Court	COLR	604	592	98	5	121	11
Court of Appeals	IAC	0	74		13		
Tax Court	IAC	NJ	NJ		1		
State Total		604 *	666	110	19	32	11
<b>NEW YORK</b>							
Court of Appeals	COLR	4,489	4,792	107	7	641	25
App. Div. of Sup. Ct.	IAC	NA	NA		47		
App. Terms of Sup. Ct.	IAC	NA	NA		15		
State Total					69		
<b>OKLAHOMA</b>							
Supreme Court	COLR	507	652	129	9	56	16
Court of Criminal Appeals	COLR	NJ	NJ		5		
Court of Appeals	IAC	NJ	NJ		12		
State Total		507	652	129	26	20	16
<b>PENNSYLVANIA</b>							
Supreme Court	COLR	2,734	2,459	90	7	391	23
Superior Court	IAC	NJ	NJ		15		
Commonwealth Court	IAC	29	NA		9	3	0
State Total		2,763			31	89	23

(continued on next page)

TABLE 4: Selected Caseload and Processing Measures for Discretionary Petitions in State Appellate Courts, 1993 (continued)

<u>State/Court name:</u>	<u>Court type</u>	<u>Filed</u>	<u>Disposed</u>	<u>Disposed as a percent of filed</u>	<u>Number of judges</u>	<u>Filed per judge</u>	<u>Filed per 100,000 population</u>
<b>TENNESSEE</b>							
Supreme Court	COLR	782	739 B		5	156	15
Court of Appeals	IAC	259	103	40	12	22	5
Court of Criminal Appeals	IAC	165	109	66	9	18	3
State Total		1,206	951 *		26	46	24
<b>TEXAS</b>							
Supreme Court	COLR	1,441	1,574	109	9	160	8
Court of Criminal Appeal	COLR	1,610	1,666	103	9	179	9
Courts of Appeals	IAC	NJ	NJ		80		
State Total		3,051	3,240	106	98	31	17

**COURT TYPE:**

COLR = Court of last resort  
 IAC = Intermediate appellate court

**NOTE:**

NA = Data are unavailable. Blank spaces indicate that a calculation is inappropriate.

NJ = This case type is not handled in this court.

(B) = **Discretionary petitions** cannot be separately identified and are reported with **mandatory cases**. (See Table 3).

**QUALIFYING FOOTNOTES:**

The absence of a qualifying footnote indicates that data are complete.

\* See the qualifying footnote for each court in the state. Each footnote has an effect on the state's total.

A: The following courts' data are incomplete:

Delaware—Supreme Court—Total **discretionary petitions** filed and disposed data do not include some **discretionary interlocutory petitions** and some **discretionary advisory opinions**.

Iowa—Supreme Court—**Discretionary petitions** granted and disposed do not include some **discretionary original proceedings**.

Montana—Supreme Court—Total **discretionary petitions** disposed do not include **criminal cases**.

South Dakota—Supreme Court—Total **discretionary petitions** filed data do not include **discretionary advisory opinions**, which are reported with **mandatory jurisdiction cases**.

Washington—Supreme Court—Total **discretionary petitions** filed and disposed data do not include some **discretionary petitions** that are reported with **mandatory jurisdiction cases**.

B: The following courts' data are overinclusive:

Colorado—Supreme Court—Total **discretionary petitions** disposed data include all **mandatory jurisdiction cases**.

Michigan—Supreme Court—Total **discretionary petitions** disposed data include **mandatory jurisdiction cases**.

Tennessee—Supreme Court—Total **discretionary petitions** disposed data include all **mandatory jurisdiction cases**.

**TABLE 5: Selected Caseload and Processing Measures for Discretionary Petitions Granted in State Appellate Courts, 1993**

State/Court name:	Court type	Discretionary petitions:			Granted as a percent of filed	Disposed as a percent of granted	Number of judges	Filed granted per judge
		filed	filed granted	granted disposed				
<b>States with one court of last resort and one intermediate appellate court</b>								
<b>ALASKA</b>								
Supreme Court	COLR	226	32	NA	14		5	6
Court of Appeals	IAC	50	2	NA	4		3	1
State Total		276	34		12			
<b>ARIZONA</b>								
Supreme Court	COLR	1,309	NA	0			5	
Court of Appeals	IAC	205	NA	NA			21	
State Total		1,514						
<b>ARKANSAS</b>								
Supreme Court	COLR	NA	NA	NA			7	
Court of Appeals	IAC	NJ	NJ	NJ			6	
State Total								
<b>CALIFORNIA</b>								
Supreme Court	COLR	5,810	84 A	3,814			7	12
Courts of Appeal	IAC	7,163	394	NA	6		88	4
State Total		12,973	478 *					
<b>COLORADO</b>								
Supreme Court	COLR	1,081	NA	NA			7	
Court of Appeals	IAC	NJ	NJ	NJ			16	
State Total		1,081						
<b>CONNECTICUT</b>								
Supreme Court	COLR	NA	NA	NA			7	
Appellate Court	IAC	0	NA	NA			9	
State Total								
<b>FLORIDA</b>								
Supreme Court	COLR	1,247	NA	NA			7	
District Courts of Appeal	IAC	2,883	NA	NA			57	
State Total		4,130						
<b>GEORGIA</b>								
Supreme Court	COLR	1,179	162	NA	14		7	23
Court of Appeals	IAC	925	269	NA	29		9	30
State Total		2,104	431		20			
<b>HAWAII</b>								
Supreme Court	COLR	48	0	NA			5	
Intermediate Court of Appeals	IAC	NJ	NJ	NJ			3	
State Total		48	0		0			
<b>IDAHO</b>								
Supreme Court	COLR	101	NA	NA			5	
Court of Appeals	IAC	NJ	NJ	NJ			3	
State Total		101						
<b>ILLINOIS</b>								
Supreme Court	COLR	1,572	116	0	7		7	17
Appellate Court	IAC	NA	NA	NA			42	
State Total								

(continued on next page)



TABLE 5: Selected Caseload and Processing Measures for Discretionary Petitions Granted in State Appellate Courts, 1993 (continued)

State/Court name:	Court type	Discretionary petitions:			Granted as a percent of filed	Disposed as a percent of granted	Number of judges	Filed granted per judge
		filed	filed granted	granted disposed				
<b>IOWA</b>								
Supreme Court	COLR	NA	42	NA			9	5
Court of Appeals	IAC	NJ	NJ	NJ			6	
State Total			42					
<b>KANSAS</b>								
Supreme Court	COLR	508	27	NA	5		7	4
Court of Appeals	IAC	NA	NA	NA			10	
State Total								
<b>KENTUCKY</b>								
Supreme Court	COLR	771	NA	NA			7	
Court of Appeals	IAC	114	NA	NA			14	
State Total		885						
<b>LOUISIANA</b>								
Supreme Court	COLR	3,021	497	497	16	100	7	71
Courts of Appeal	IAC	4,773	1,543	1,494	32	97	53	29
State Total		7,794	2,040	1,991	26	98	60	34
<b>MARYLAND</b>								
Court of Appeals	COLR	765	111	NA	15		7	16
Court of Special Appeals	IAC	332	23	NA	7		13	2
State Total		1,097	134		12			
<b>MASSACHUSETTS</b>								
Supreme Judicial Court	COLR	670	199	NA	30		7	28
Appeals Court	IAC	996	NA	NA			14	
State Total		1,666						
<b>MICHIGAN</b>								
Supreme Court	COLR	2,747	87	NA	3		7	12
Court of Appeals	IAC	NA	NA	NA			24	
State Total								
<b>MINNESOTA</b>								
Supreme Court	COLR	733	86	86	12	100	7	12
Court of Appeals	IAC	66	NA	NA			16	
State Total		799						
<b>MISSOURI</b>								
Supreme Court	COLR	734	60	0	8		7	9
Court of Appeals	IAC	NJ	NJ	NJ			32	
State Total		734	60	0	8	0		
<b>NEBRASKA</b>								
Supreme Court	COLR	NA	NA	NA			7	
Court of Appeals	IAC	NA	NA	NA			7	
State Total								
<b>NEW JERSEY</b>								
Supreme Court	COLR	2,770	131	NA	5		7	19
App. Div. of Super. Ct.	IAC	0	NA	NA			30	
State Total		2,770						
<b>NEW MEXICO</b>								
Supreme Court	COLR	453	NA	NA			5	
Court of Appeals	IAC	33	0	NA			10	
State Total		486						

(continued on next page)

TABLE 5: Selected Caseload and Processing Measures for Discretionary Petitions Granted in State Appellate Courts, 1993 (continued)

State/Court name:	Court type	Discretionary petitions:			Granted as a percent of filed	Disposed as a percent of granted	Number of judges	Filed granted per judge
		filed	filed granted	granted disposed				
<b>NORTH CAROLINA</b>								
Supreme Court	COLR	341	69	61	20	88	7	10
Court of Appeals	IAC	361	45	NA	12		12	4
State Total		702	114		16			
<b>NORTH DAKOTA</b>								
Supreme Court	COLR	NJ	NJ	NJ			5	
Court of Appeals	IAC	NJ	NJ	NJ			3	
State Total		0	0	0				
<b>OHIO</b>								
Supreme Court	COLR	1,932	163	117	8	72	7	23
Courts of Appeals	IAC	NJ	NJ	NJ			65	
State Total		1,932	163	117	8	72		
<b>OREGON</b>								
Supreme Court	COLR	873	100	NA	11		7	14
Court of Appeals	IAC	NJ	NJ	NJ			10	
State Total		873	100		11			
<b>SOUTH CAROLINA</b>								
Supreme Court	COLR	74	74	NA	100		5	15
Court of Appeals	IAC	NJ	NJ	NJ			6	
State Total		74	74		100			
<b>UTAH</b>								
Supreme Court	COLR	45	NA	NA			5	
Court of Appeals	IAC	NA	NA	NA			7	
State Total								
<b>VIRGINIA</b>								
Supreme Court	COLR	1,854	348	0	19		7	50
Court of Appeals	IAC	1,990	367	NA	18		10	37
State Total		3,844	715		19			
<b>WASHINGTON</b>								
Supreme Court	COLR	1,054 A	NA	0			9	
Court of Appeals	IAC	358	NA	NA			17	
State Total		1,412 *						
<b>WISCONSIN</b>								
Supreme Court	COLR	1,156	0	97			7	
Court of Appeals	IAC	NA	NA	NA			15	
State Total								

**States with no intermediate appellate court**

<b>DELAWARE</b>								
Supreme Court	COLR	0 A	NA	NA			5	
<b>DISTRICT OF COLUMBIA</b>								
Court of Appeals	COLR	21	NA	NA			9	
<b>MAINE</b>								
Supreme Judicial Court	COLR	NA	NA	NA			7	
<b>MISSISSIPPI</b>								
Supreme Court	COLR	69	0	0			9	

(continued on next page)

TABLE 5: Selected Caseload and Processing Measures for Discretionary Petitions Granted in State Appellate Courts, 1993 (continued)

State/Court name:	Court type	Discretionary petitions:			Granted as a percent of filed	Disposed as a percent of granted	Number of judges	Filed granted per judge
		filed	filed granted	granted disposed				
<b>MONTANA</b>								
Supreme Court	COLR	138	NA	NA			7	
<b>NEVADA</b>								
Supreme Court	COLR	NJ	NJ	NJ			5	
<b>NEW HAMPSHIRE</b>								
Supreme Court	COLR	864	NA	NA			5	
<b>RHODE ISLAND</b>								
Supreme Court	COLR	288	NA	NA			5	
<b>SOUTH DAKOTA</b>								
Supreme Court	COLR	40 A	10	NA			5	2
<b>VERMONT</b>								
Supreme Court	COLR	27	0	NA			5	
<b>WEST VIRGINIA</b>								
Supreme Court of Appeals	COLR	2,113	660	615	31	93	5	132
<b>WYOMING</b>								
Supreme Court	COLR	NJ	NJ	NJ			5	
<b>States with multiple appellate courts at any level</b>								
<b>ALABAMA</b>								
Supreme Court	COLR	737	NA	85			9	
Court of Civil Appeals	IAC	NJ	NJ	NJ			3	
Court of Criminal Appeals	IAC	NJ	13	NJ			5	3
State Total		737		85				
<b>INDIANA</b>								
Supreme Court	COLR	604	NA	0			5	
Court of Appeals	IAC	0	55	57		104	13	4
Tax Court	IAC	NJ	NJ	NJ			1	
State Total		604		57				
<b>NEW YORK</b>								
Court of Appeals	COLR	4,489	NA	202			7	
App. Div. of Sup. Ct.	IAC	NA	NA	0			47	
App. Terms of Sup. Ct.	IAC	NA	NA	NA			15	
State Total								
<b>OKLAHOMA</b>								
Supreme Court	COLR	507	NA	NA			9	
Court of Criminal Appeals	COLR	NJ	NJ	NJ			5	
Court of Appeals	IAC	NJ	NJ	NJ			12	
State Total		507						
<b>PENNSYLVANIA</b>								
Supreme Court	COLR	2,734	NA	NA			7	
Superior Court	IAC	NJ	NJ	NJ			15	
Commonwealth Court	IAC	29	NA	NA			9	
State Total		2,763						

(continued on next page)

TABLE 5: Selected Caseload and Processing Measures for Discretionary Petitions Granted in State Appellate Courts, 1993 (continued)

State/Court name:	Court type	Discretionary petitions:			Granted as a percent of filed	Disposed as a percent of granted	Number of judges	Filed granted per judge
		filed	filed granted	granted disposed				
<b>TENNESSEE</b>								
Supreme Court	COLR	782	61	61	8	100	5	12
Court of Appeals	IAC	259	43	NA	17		12	4
Court of Criminal Appeals	IAC	165	38	NA	23		9	4
State Total		1,206	142		12			
<b>TEXAS</b>								
Supreme Court	COLR	1,441	197	0	14		9	22
Court of Criminal Appeal	COLR	1,610	169	249	10	147	9	19
Courts of Appeals	IAC	NJ	NJ	NJ			80	
State Total		3,051	366	249	12	68		

**COURT TYPE:**

COLR = Court of last resort

IAC = Intermediate appellate court

**NOTE:**

NA = Data are unavailable. Blank spaces indicate that a calculation is inappropriate.

NJ = This case type is not handled in this court.

**QUALIFYING FOOTNOTES:**

The absence of a qualifying footnote indicates that data are complete.

- See the qualifying footnote for each court in the state. Each footnote has an effect on the state's total.

A: The following courts' data are incomplete:

California—Supreme Court—Total **discretionary petitions** granted filed data do not include **original proceedings** and **administrative agency** cases.

Delaware—Supreme Court—Total **discretionary petitions** granted filed data do not include some **discretionary interlocutory petitions** and some **discretionary advisory opinions**.

Washington—Supreme Court—Total discretionary petitions granted filed and disposed data do not include some cases reported with **mandatory jurisdiction cases**.

B: The following courts' data are overinclusive:

Massachusetts—Supreme Court—Total **discretionary petitions** granted disposed data include all **mandatory jurisdiction cases**.

**TABLE 6: Opinions Reported by State Appellate Courts, 1993**

State/Court name:	Opinion count is by:		Composition of opinion count:			Total dispositions by signed opinion	Number of authorized justices/judges	Number of lawyer support personnel
	case	written document	signed opinions	per curiam opinions	memos/orders			
<b>States with one court of last resort and one intermediate appellate court</b>								
<b>ALASKA</b>								
Supreme Court	X	O	X	O	O	132	5	11
Court of Appeals	X	O	X	O	O	70	3	8
<b>ARIZONA</b>								
Supreme Court	X	O	X	X	O	NA	5	16
Court of Appeals	X	O	X	X	some	247	21	48
<b>ARKANSAS</b>								
Supreme Court	X	O	X	X	X	424	7	15
Court of Appeals	X	O	X	X	O	652	6	16
<b>CALIFORNIA</b>								
Supreme Court	X	O	X	X	some	102	7	50
Courts of Appeal	X	O	X	X	some	12,075	88	206
<b>COLORADO</b>								
Supreme Court	X	O	X	X	O	181	7	14
Court of Appeals	X	O	X	O	some	406	16	32
<b>CONNECTICUT</b>								
Supreme Court	X	O	X	X	some	185	7	9
Appellate Court	X	O	X	X	some	449	9	10
<b>FLORIDA</b>								
Supreme Court	X	O	X	X	O	202	7	15
District Courts of Appeal	X	O	X	X	O	343	57	102
<b>GEORGIA</b>								
Supreme Court	X	O	X	X	O	316	7	17
Court of Appeals	X	O	X	O	O	2,501	9	28
<b>HAWAII</b>								
Supreme Court	X	O	X	X	some	125	5	14
Intermediate Court of Appeals	X	O	X	X	X	81	3	6
<b>IDAHO</b>								
Supreme Court	O	X	X	X	X	NA	5	11
Court of Appeals	O	X	X	X	O	NA	3	6
<b>ILLINOIS</b>								
Supreme Court	X	O	X	X	O	79	7	24
Appellate Court	X	O	X	X	some	2,195	42	88
<b>IOWA</b>								
Supreme Court	O	X	X	O	O	306	9	16
Court of Appeals	X	O	X	O	O	593	6	6
<b>KANSAS</b>								
Supreme Court	X	O	X	X	some	208	7	7
Court of Appeals	X	O	X	X	some	1,023	10	21
<b>KENTUCKY</b>								
Supreme Court	X	O	X	X	some	83	7	11
Court of Appeals	X	O	X	X	some	1,662	14	22

(continued on next page)

TABLE 6: Opinions Reported by State Appellate Courts, 1993 (continued)

State/Court name:	Opinion count is by:		Composition of opinion count:			Total dispositions by signed opinion	Number of authorized justices/judges	Number of lawyer support personnel
	case	written document	signed opinions	per curiam opinions	memos/orders			
LOUISIANA								
Supreme Court	O	X	X	X	some	120	7	32
Courts of Appeal	O	X	X	X	X	3,258	53	158
MARYLAND								
Court of Appeals	X	O	X	O	O	NA	7	14
Court of Special Appeals	X	O	X	O	O	217	13	29
MASSACHUSETTS								
Supreme Judicial Court	O	X	X	O	O	234	7	20
Appeals Court	O	X	X	X	X	203	14	31
MICHIGAN								
Supreme Court	X	O	X	X	O	90	7	15
Court of Appeals	X	O	X	X	some	331	24	84
MINNESOTA								
Supreme Court	X	O	X	O	O	120	7	10
Court of Appeals	X	O	X	O	O	1,345	16	36
MISSOURI								
Supreme Court	X	O	X	X	some	NA	7	15
Court of Appeals	X	O	X	X	some	1,727	32	54
NEBRASKA								
Supreme Court	X	O	X	X	X	389	7	14
Court of Appeals	X	O	X	X	X	611		
NEW JERSEY								
Supreme Court	O	X	X	O	O	NA	7	24
App. Div. of Super. Ct.	X	O	X	X	X	3,675	30	60
NEW MEXICO								
Supreme Court	X	O	X	O	some	129	5	10
Court of Appeals	O	X	X	O	O	683	10	20
NORTH CAROLINA								
Supreme Court	X	O	X	O	some	99	7	19
Court of Appeals	X	O	X	O	X	984	12	28
NORTH DAKOTA								
Supreme Court	X	O	X	X	O	225	5	11
Court of Appeals	X	O	O	O	O	7	3	1
OHIO								
Supreme Court	X	O	X	O	X	NA	7	20
Courts of Appeals	X	O	X	O	X	7,353	65	varies
OREGON								
Supreme Court	X	O	X	X	O	117	7	10
Court of Appeals	X	O	X	O	O	693	10	18
SOUTH CAROLINA								
Supreme Court	X	O	X	X	O	206	5	19
Court of Appeals	X	O	X	X	O	569	6	11

(continued on next page)

TABLE 6: Opinions Reported by State Appellate Courts, 1993 (continued)

State/Court name:	Opinion count is by:		Composition of opinion count:			Total dispositions by signed opinion	Number of authorized justices/judges	Number of lawyer support personnel
	case	written document	signed opinions	per curiam opinions	memos/orders			
<b>UTAH</b>								
Supreme Court	X	O	X	X	O	NA	5	12
Court of Appeals	X	O	X	X	O	NA	7	9
<b>VIRGINIA</b>								
Supreme Court	X	O	X	X	O	142	7	23
Court of Appeals	X	O	X	X	O	755	10	15
<b>WASHINGTON</b>								
Supreme Court	X	O	X	X	some	134	9	23
Court of Appeals	X	O	X	X	some	1,582	17	32
<b>WISCONSIN</b>								
Supreme Court	X	O	X	X	O	118	7	10
Court of Appeals	X	O	X	O	O	1,777	15	25
<b>States with no intermediate appellate court</b>								
<b>DELAWARE</b>								
Supreme Court	X	O	X	O	O	54	5	5
<b>DISTRICT OF COLUMBIA</b>								
Court of Appeals	X	O	X	X	O	418	9	27
<b>MAINE</b>								
Supreme Judicial Court	O	X	X	O	O	310	7	11
<b>MISSISSIPPI</b>								
Supreme Court	X	O	X	O	X	226	9	38
<b>MONTANA</b>								
Supreme Court	X	O	X	O	O	437	7	14
<b>NEVADA</b>								
Supreme Court	O	X	X	X	O	177	5	22
<b>NEW HAMPSHIRE</b>								
Supreme Court	X	O	X	X	O	182	5	12
<b>RHODE ISLAND</b>								
Supreme Court	X	O	X	O	O	86	5	17
<b>SOUTH DAKOTA</b>								
Supreme Court	X	O	X	X	O	204	5	1
<b>VERMONT</b>								
Supreme Court	X	O	X	O	O	125	5	8
<b>WEST VIRGINIA</b>								
Supreme Court of Appeals	X	O	X	X	some	220	5	20
<b>WYOMING</b>								
Supreme Court	X	O	X	X	some	188	5	12

(continued on next page)

TABLE 6: Opinions Reported by State Appellate Courts, 1993 (continued)

State/Court name:	Opinion count is by:		Composition of opinion count:			Total dispositions by signed opinion	Number of authorized justices/judges	Number of lawyer support personnel
	case	written document	signed opinions	per curiam opinions	memos/orders			
<b>States with multiple appellate courts at any level</b>								
<b>ALABAMA</b>								
Supreme Court	X	O	X	X	some	745	9	18
Court of Civil Appeals	X	O	X	X	X	491	3	6
Court of Criminal Appeals	X	O	X	O	some	441	5	15
<b>INDIANA</b>								
Supreme Court	X	O	X	X	O	139	5	13
Court of Appeals	X	X	X	X	X	1,651	13	10
Tax Court	X	X	X	X	X	0	1	2
<b>NEW YORK</b>								
Court of Appeals	O	X	X	O	O	138	7	28
App. Div. of Sup. Ct.	O	X	X	X	some	NA	47	25
App. Terms of Sup. Ct.	O	X	X	X	some	NA	15	171
<b>OKLAHOMA</b>								
Supreme Court	X	O	X	X	O	NA	9	16
Court of Criminal Appeals	X	O	X	X	O	NA	5	12
Court of Appeals	X	O	X	X	X	1,260	12	12
<b>PENNSYLVANIA</b>								
Supreme Court	X	O	X	O	O	190	7	NA
Superior Court	X	O	X	X	X	NA	15	NA
Commonwealth Court	O	X	X	X	X	1,743	9	58
<b>TENNESSEE</b>								
Supreme Court	X	O	X	X	some	222	5	12
Court of Criminal Appeals	X	O	X	X	some	753	9	9
Court of Appeals	X	O	X	X	some	843	12	12
<b>TEXAS</b>								
Supreme Court	O	X	X	O	O	145	9	44
Court of Criminal Appeal	X	O	X	O	O	198	9	30
Courts of Appeals	X	O	X	O	O	5,699	80	217

**CODES:**

X - Court follows this method when counting opinions.

O - Court does not follow this method when counting opinions.

NA - Data are not available.



**TABLE 7: Reported National Civil and Criminal Caseloads for State Trial Courts, 1993**

<u>Reported Caseload</u>	<u>Filed</u>	<u>Disposed</u>
<b>Civil cases:</b>		
I. General jurisdiction courts:		
A. Number of reported complete civil cases .....	5,069,77	3,859,598
Number of courts reporting complete civil data .....	35	31
B. Number of reported complete civil cases that include other case types .....	2,978,244	2,186,299
Number of courts reporting complete civil data that include other case types .....	21	15
C. Number of reported civil cases that are incomplete .....	1,421,148	2,175,538
Number of courts reporting civil cases that are incomplete .....	8	10
D. Number of reported civil cases that are incomplete and include noncivil case types .....	45,720	438,223
Number of courts reporting civil cases that are incomplete and include noncivil case types .....	1	3
II. Limited jurisdiction courts:		
A. Number of reported complete civil cases .....	4,319,131	2,985,548
Number of courts reporting complete civil data .....	48	37
B. Number of reported complete civil cases that include other case types .....	194,409	32,163
Number of courts reporting complete civil data that include other case types .....	2	1
C. Number of reported civil cases that are incomplete .....	5,055,900	4,876,94
Number of courts reporting civil cases that are incomplete .....	21	26
D. Number of reported civil cases that are incomplete and include noncivil case types .....	0	92,654
Number of courts reporting civil cases that are incomplete and include noncivil case types .....	0	1
<b>Criminal cases:</b>		
I. General jurisdiction courts:		
A. Number of reported complete criminal cases .....	1,484,508	1,479,923
Number of courts reporting complete criminal data .....	29	28
B. Number of reported complete criminal cases that include other case types .....	661,807	636,367
Number of courts reporting complete criminal data that include other case types .....	10	10
C. Number of reported criminal cases that are incomplete .....	1,087,167	667,616
Number of courts reporting criminal cases that are incomplete .....	12	10
D. Number of reported criminal cases that are incomplete and include noncriminal case types .....	740,889	788,063
Number of courts reporting criminal cases that are incomplete and include noncriminal case types .....	3	3
II. Limited jurisdiction courts:		
A. Number of reported complete criminal cases .....	2,635,846	2,033,492
Number of courts reporting complete criminal data .....	18	15
B. Number of reported complete criminal cases that include other case types .....	1,618,187	1,383,306
Number of courts reporting complete criminal data that include other case types .....	16	13
C. Number of reported criminal cases that are incomplete .....	2,190,579	2,201,837
Number of courts reporting criminal cases that are incomplete .....	14	14
D. Number of reported criminal cases that are incomplete and include noncriminal case types .....	2,058,621	2,014,025
Number of courts reporting criminal cases that are incomplete and include noncriminal case types .....	11	12

(continued on next page)

TABLE 7: Reported National Civil and Criminal Caseloads for State Trial Courts, 1993 (continued)

**Summary section for all trial courts:**

	Reported Filings					
	General Jurisdiction		Limited Jurisdiction		Total (incomplete)	
	Civil	Criminal	Civil	Criminal	Civil	Criminal
1. Total number of reported complete cases .....	5,069,77	1,484,508	4,319,131	2,635,846	9,388,901	4,120,354
2. Total number of reported complete cases that include other case types .....	2,978,244	661,807	194,409	1,618,187	3,172,653	2,279,994
3. Total number of reported cases that are incomplete .....	1,421,148	1,087,167	5,055,900	2,190,579	6,477,048	3,277,746
4. Total number of reported cases that are incomplete and include other case types .....	45,720	740,889	0	2,058,621	45,720	2,799,510
Total (incomplete) .....	9,514,882	3,974,371	9,569,440	8,503,233	19,084,322	12,477,604
	Reported Dispositions					
	General Jurisdiction		Limited Jurisdiction		Total (incomplete)	
	Civil	Criminal	Civil	Criminal	Civil	Criminal
1. Total number of reported complete cases .....	3,859,598	1,479,923	2,985,512	2,033,492	6,845,146	3,513,415
2. Total number of reported complete cases that include other case types .....	2,186,299	636,367	32,163	1,383,306	2,218,462	2,019,673
3. Total number of reported cases that are incomplete .....	2,175,538	667,616	4,876,945	2,201,837	7,052,483	2,869,453
4. Total number of reported cases that are incomplete and include other case types .....	438,223	788,063	92,654	2,014,025	530,877	2,802,088
Total (incomplete) .....	8,659,658	3,571,969	7,987,310	7,632,660	16,646,968	11,204,629

**TABLE 8: Reported Grand Total State Trial Court Caseload, 1993**

State/Court name:	Jurisdiction	Parking	Criminal unit of count	Support/ custody	Grand total filings and qualifying footnotes	Grand total dispositions and qualifying footnotes	Dispositions as a percentage of filings	Filings per 100,000 total population
<b>ALABAMA</b>								
Circuit	G	2	G	6	176,136 B	171,247 B		4,207
District	L	1	B	1	553,591	531,675	96	13,222
Municipal	L	1	M	1	292,567 A	264,467 A	90	6,988
Probate	L	2	I	1	NA	NA		
State Total								
<b>ALASKA</b>								
Superior	G	1	B	6	20,663 C	20,159 C	98	3,449
District	L	3	B	5	107,430	114,701	107	17,930
State Total					128,093 *	134,860 *	105	21,379
<b>ARIZONA</b>								
Superior	G	2	D	6	142,077	139,615	98	3,610
Tax	G	2	I	1	1,924	2,271	118	49
Justice of the Peace	L	1	Z	1	553,313	539,254	97	14,057
Municipal	L	1	Z	1	966,385	946,102	98	24,552
State Total					1,663,699	1,627,242	98	42,267
<b>ARKANSAS</b>								
Chancery and Probate	G	2	I	3	93,014	91,265	98	3,837
Circuit	G	1	A	1	63,093	59,802	95	2,602
City	L	1	A	1	32,658	18,194	56	1,347
County	L	2	I	1	NA	NA		
Court of Common Pleas	L	2	I	1	NA	NA		
Justice of the Peace	L	2	A	1	NA	NA		
Municipal	L	1	A	1	737,906 A	497,386 A	67	30,436
Police	L	1	A	1	NA	NA		
State Total								
<b>CALIFORNIA</b>								
Superior	G	2	B	6	1,008,359 A	881,969 A	87	3,231
Justice	L	3	B	1	349,662 A	300,422 A	86	1,120
Municipal	L	3	B	1	13,367,179 A	12,240,797 A	92	42,829
State Total					14,725,200 *	13,423,188 *	91	47,180
<b>COLORADO</b>								
District, Denver Juvenile, Denver Probate	G	2	D	3	127,688 B	114,418 B	90	3,581
Water	G	2	I	1	1,119	988	88	31
County	L	2	D	1	659,838 B	393,867 C		18,504
Municipal	L	1	I	1	NA	NA		
State Total								
<b>CONNECTICUT</b>								
Superior	G	6	E	5 **	522,963 B	557,524 B	107	15,957
Probate	L	2	I	1	59,746	NA		1,823
State Total					582,709 *			17,780
<b>DELAWARE</b>								
Court of Chancery	G	2	I	1	3,418	3,123	91	488
Superior	G	2	B	1	13,808 B	13,322 B	96	1,972
Alderman's	L	4	A	1	29,668	29,967	101	4,237
Court of Common Pleas	L	2	A	1	56,826	59,090	104	8,115
Family	L	2	B	3 **	47,684	47,196	99	6,809
Justice of the Peace	L	2	A	1	329,461 A	323,512 A	98	47,048
Municipal Court of Wilmington	L	5	A	1	43,473 B	43,928 B	101	6,208
State Total					524,338 *	520,138 *	99	74,877

(continued on next page)

TABLE 8: Reported Grand Total State Trial Court Caseload, 1993 (continued)

State/Court name:	Jurisdiction	Parking	Criminal unit of count	Support/ custody	Grand total filings and qualifying footnotes	Grand total dispositions and qualifying footnotes	Dispositions as a percentage of filings	Filings per 100,000 total population
<b>DISTRICT OF COLUMBIA</b>								
Superior	G	6	B	6 **	196,280	198,684	101	33,932
<b>FLORIDA</b>								
Circuit	G	2	E	4	889,719	655,344 A		6,504
County	L	5	A	1	3,805,231	3,257,159	86	27,818
State Total					4,694,950	3,912,503 *		34,323
<b>GEORGIA</b>								
Superior	G	2	G	3	276,937	271,144	98	4,004
Civil	L	2	M	1	NA	NA		
County Recorder's	L	1	M	1	NA	NA		
Juvenile	L	2	I	1	100,319 A	73,983 A	74	1,450
Magistrate	L	2	B	1	424,159 A	286,119 A	67	6,132
Municipal	L	2	M	1	NA	NA		
Municipal and City of Atlanta	L	1	M	1	NA	NA		
Probate	L	2	B	1	185,995 A	143,528 A		2,689
State	L	2	G	1	523,803 A	408,430 A	78	7,573
State Total								
<b>HAWAII</b>								
Circuit	G	2	G	6	70,588 B	64,215 B	91	6,025
District	L	4	A	1	722,104	664,558	92	61,634
State Total					792,692 *	728,773 *	92	67,659
<b>IDAHO</b>								
District	G	3	D	6 **	380,452 A	368,623 A	97	34,615
<b>ILLINOIS</b>								
Circuit	G	4	G	6 **	4,060,270	4,178,892	103	34,711
<b>INDIANA</b>								
Probate	G	2	I	1	2,871	2,831	99	50
Superior and Circuit	G	3	B	5	738,078 A	715,941 A	97	12,920
City and Town	L	3	B	1	268,675	245,536	91	4,703
County	L	4	B	1	235,688	222,900	95	4,126
Municipal Court of Marion County	L	3	B	1	63,815 A	66,294 A	104	1,117
Small Claims Court of Marion County	L	2	I	1	74,888	69,740	93	1,311
State Total					1,384,015 *	1,323,242 *	96	24,227
<b>IOWA</b>								
District	G	3	B	6	938,738 B	927,145 C		33,359
<b>KANSAS</b>								
District	G	4	B	6 **	433,259	435,066	100	17,120
Municipal	L	1	B	1	459,023 A	430,035 A	94	18,138
State Total					892,282 *	865,101 *	97	35,258
<b>KENTUCKY</b>								
Circuit	G	2	B	6	82,843	81,195	98	2,187
District	L	3	B	1	694,682 B	650,511 B	94	18,335
State Total					777,525 *	731,706 *	94	20,522

(continued on next page)

TABLE 8: Reported Grand Total State Trial Court Caseload, 1993 (continued)

State/Court name:	Jurisdiction	Parking	Criminal unit of count	Support/custody	Grand total filings and qualifying footnotes	Grand total dispositions and qualifying footnotes	Dispositions as a percentage of filings	Filings per 100,000 total population
<b>LOUISIANA</b>								
District	G	1	Z	6	576,152 B	NA		13,413
Family and Juvenile	G	2	I	4 ***	32,559	28,250	87	758
City and Parish	L	1	B	1	788,596	645,906	82	18,359
Justice of the Peace	L	1	I	1	NA	NA		
Mayor's	L	1	I	1	NA	NA		
State Total								
<b>MAINE</b>								
Superior	G	2	E	6	18,610 B	19,121 B	103	1,501
Administrative	L	2	I	1	336	319	95	27
District	L	4	E	5	232,906 B	119,893 C		18,791
Probate	L	2	I	1	NA	NA		
State Total								
<b>MARYLAND</b>								
Circuit	G	2	B	6 **	265,387 B	240,468 B	91	5,345
District	L	1	B	1	1,884,922	1,052,658 A		37,965
Orphan's	L	2	I	1	NA	NA		
State Total								
<b>MASSACHUSETTS</b>								
Trial Court of the Commonwealth	G	1	D	5 **	1,447,177	852,974 A		24,070
<b>MICHIGAN</b>								
Circuit	G	2	B	6 **	238,295	237,204	100	2,514
Court of Claims	G	2	I	1	569	594	104	6
Recorder's Court of Detroit	G	1	B	1	17,196	16,469	96	181
District	L	4	B	1	2,753,201 A	2,687,561 A	98	29,050
Municipal	L	4	B	1	30,108 A	30,784 A	102	318
Probate	L	2	I	1	204,539	44,189 A		2,158
State Total					3,243,908 *	3,016,801 *		34,227
<b>MINNESOTA</b>								
District	G	4	B	6	1,847,319	1,798,295	97	40,893
<b>MISSISSIPPI</b>								
Chancery	G	1	I	5	65,365 B	NA		2,473
Circuit	G	1	B	1	40,903 B	NA		1,548
County	L	1	B	1	45,316 B	NA		1,715
Family	L	1	I	1	964	NA		36
Justice	L	1	B	1	NA	NA		
Municipal	L	1	B	1	NA	NA		
State Total								
<b>MISSOURI</b>								
Circuit	G	2	G	6 **	780,622 A	822,407 A	105	14,915
Municipal	L	1	I	1	NA	NA		
State Total								
<b>MONTANA</b>								
District	G	2	G	3	27,362	24,541	90	3,260
Water	G	2	I	1	NA	NA		
Workers' Compensation	G	2	I	1	NA	NA		
City	L	1	B	1	NA	NA		
Justice of the Peace	L	1	B	1	NA	NA		
Municipal	L	1	B	1	NA	NA		
State Total								

(continued on next page)

TABLE 8: Reported Grand Total State Trial Court Caseload, 1993 (continued)

State/Court name:	Jurisdiction	Parking	Criminal unit of count	Support/custody	Grand total filings and qualifying footnotes	Grand total dispositions and qualifying footnotes	Dispositions as a percentage of filings	Filings per 100,000 total population
<b>NEBRASKA</b>								
District	G	2	B	5	52,345 B	52,191 B	100	3,257
County	L	1	B	1	389,841 A	397,013 A	102	24,256
Separate Juvenile	L	2	I	1	3,483	NA		217
Workers' Compensation	L	2	I	1	213	387	182	13
State Total					445,882 *			27,743
<b>NEVADA</b>								
District	G	2	Z	2	51,605 A	NA		3,716
Justice	L	1	Z	1	NA	NA		
Municipal	L	1	Z	1	NA	NA		
State Total								
<b>NEW HAMPSHIRE</b>								
Superior	G	2	A	5	43,837	49,903	114	3,896
District	L	4	A	1	237,072	NA		21,067
Municipal	L	4	A	1	1,714	NA		152
Probate	L	2	I	1	18,173	8,326 A		1,615
State Total					300,796			26,730
<b>NEW JERSEY</b>								
Superior	G	2	B	6 **	1,155,230	1,181,777	102	14,662
Municipal	L	4	B	1	5,645,015	6,026,293	107	71,645
Tax	L	2	I	1	14,967	16,560	111	190
State Total					6,815,212	7,224,630	106	86,497
<b>NEW MEXICO</b>								
District	G	2	E	6	81,072	78,156	96	5,015
Magistrate	L	3	E	1	149,070 A	126,163 A	85	9,222
Metropolitan Ct. of Bernalillo County	L	3	E	1	278,055 A	210,589 A	76	17,201
Municipal	L	1	I	1	NA	NA		
Probate	L	2	I	1	NA	NA		
State Total								
<b>NEW YORK</b>								
Supreme and County Civil Court of the City of New York	G	2	E	1	426,399 B	437,574 B	103	2,343
Court of Claims	L	2	I	1	591,306 A	454,672 A	77	3,249
Criminal Court of the City of New York	L	2	I	1	2,222	2,975	134	12
District and City	L	2	E	1	343,481 A	317,191 A	92	1,888
Family	L	4	E	1	1,310,168 A	1,308,903 A	100	7,200
Surrogates'	L	2	I	4	590,513	599,087	101	3,245
Town and Village Justice	L	2	I	1	121,343	112,508	93	667
State Total	L	1	E	1	NA	NA		
<b>NORTH CAROLINA</b>								
Superior	G	2	E	1	244,286 B	235,755 B	97	3,517
District	L	6	E	6 **	2,166,840 A	2,131,477 A		31,199
State Total					2,411,126 *	2,367,232 *	98	34,717
<b>NORTH DAKOTA</b>								
District	G	4	B	6 **	32,593	32,154	99	5,133
County	L	1	E	1	97,497 A	95,475 A	98	15,355
Municipal	L	1	B	1	NA	32,954 A		
State Total					160,583 *			

(continued on next page)

TABLE 8: Reported Grand Total State Trial Court Caseload, 1993 (continued)

State/Court name:	Jurisdiction	Parking	Criminal unit of count	Support/custody	Grand total filings and qualifying footnotes	Grand total dispositions and qualifying footnotes	Dispositions as a percentage of filings	Filings per 100,000 total population
<b>OHIO</b>								
Court of Common Pleas	G	2	B	6 **	711,863 B	711,270 B	100	6,418
County	L	5	B	1	232,951	232,671	100	2,100
Court of Claims	L	2	I	1	9,341	9,330	100	84
Mayor's Municipal	L	1	B	1	NA	NA		
State Total	L	5	B	1	2,323,316	2,323,463	100	20,947
<b>OKLAHOMA</b>								
District	G	2	J	6	451,312	436,041	97	13,966
Court of Tax Review	L	2	I	1	NA	NA		
Municipal Court Not of Record	L	1	I	1	NA	NA		
Municipal Criminal Court of Record	L	1	I	1	NA	NA		
State Total								
<b>OREGON</b>								
Circuit	G	2	E	6 **	153,671	131,763 A		5,069
Tax	G	2	I	1	464	454	98	15
County	L	2	I	1	NA	NA		
District	L	1	E	1	418,785 A	438,761 A	105	13,813
Justice	L	3	E	1	NA	NA		
Municipal	L	3	A	1	NA	NA		
State Total								
<b>PENNSYLVANIA</b>								
Court of Common Pleas	G	2	B	4	517,543 A	517,459 A	100	4,296
District Justice	L	4	B	1	NA	NA		
Philadelphia Municipal	L	2	B	1	177,989	180,926	102	1,477
Philadelphia Traffic	L	1	I	1	189,418 A	182,754 A	96	1,572
Pittsburgh City Magistrates	L	4	B	1	375,389	NA		3,116
State Total								
<b>PUERTO RICO</b>								
Superior	G	2	J	6	104,518	102,170	98	2,886
District	L	2	J	1	192,901 A	190,274 A	99	5,327
Municipal	L	1	I	1	13,743	7,662	56	379
State Total					311,162 *	300,106 *	96	
<b>RHODE ISLAND</b>								
Superior	G	2	D	1	15,829 B	6,584 A		1,583
Workers' Compensation	G	2	I	1	12,585 A	12,891 A	102	1,258
District	L	2	A	1	61,534 A	61,003 A		6,153
Family	L	2	I	6	23,894	14,067 A		2,389
Municipal	L	1	I	1	NA	NA		
Probate	L	2	I	1	NA	NA		
Administrative Adjudication	L	1	I	1	NA	NA		
State Total								
<b>SOUTH CAROLINA</b>								
Circuit	G	2	B	1	162,922 B	165,611 B	102	4,473
Family	L	2	I	6 **	94,088	91,768	98	2,583
Magistrate	L	4	B	1	945,000 A	940,061 A	99	25,942
Municipal	L	4	B	1	397,678	394,295	99	10,917
Probate	L	2	I	1	35,207	34,892	99	967
State Total					1,634,895 *	1,626,627 *	99	44,881
<b>SOUTH DAKOTA</b>								
Circuit	G	3	A	A	210,285	199,325 A		29,394

(continued on next page)

TABLE 8: Reported Grand Total State Trial Court Caseload, 1993 (continued)

State/Court name:	Jurisdiction	Parking	Criminal unit of count	Support/custody	Grand total filings and qualifying footnotes	Grand total dispositions and qualifying footnotes	Dispositions as a percentage of filings	Filings per 100,000 total population
<b>TENNESSEE</b>								
Circuit, Criminal, and Chancery	G	2	Z	6 **	190,267 A	176,009 A	93	3,732
Probate	G	2	I	1	2,325 A	NA		46
General Sessions	L	1	M	6 **	NA	NA		
Juvenile	L	2	I	1	77,651	95,532 B		1,523
Municipal	L	1	M	1	NA	NA		
State Total								
<b>TEXAS</b>								
District	G	2	B	6 **	641,889	643,375	100	3,560
County-level	L	2	B	6 **	662,506	583,516 A		3,674
Justice of the Peace	L	4	A	1	2,318,162 A	2,119,138 A	91	12,856
Municipal	L	4	A	1	6,287,032 A	5,032,633 A	80	34,867
State Total					9,909,589 *	8,378,662 *		54,957
<b>UTAH</b>								
District	G	2	J	3	37,105 B	32,663 B	88	1,995
Circuit	L	4	B	1	289,592 B	284,889 B	98	15,573
Justice	L	4	B	1	237,796 A	222,294 A	93	12,788
Juvenile	L	2	I	1	50,241	29,720	59	2,702
State Total					614,734 *	569,566 *	93	33,058
<b>VERMONT</b>								
District	G	2	D	4 ***	31,109	33,074	106	5,404
Family	G	2	D	4 ***	16,668	16,191	97	2,895
Superior	G	2	B	5	6,831	8,059	118	1,187
Environmental	L	2	I	1	81	81	100	14
Probate	L	2	I	1	4,931	4,502	91	857
State Total					59,620	61,907	104	
<b>VIRGINIA</b>								
Circuit	G	2	A	3	227,184	218,140	96	3,500
District	L	4	A	4	3,306,846	3,361,322	102	50,948
State Total					3,534,030	3,579,462	101	54,448
<b>WASHINGTON</b>								
Superior	G	2	D	6	211,489 B	195,108 B	92	4,024
District	L	4	C	1	934,820 A	1,005,943 A		17,788
Municipal	L	4	C	1	1,183,484 A	595,618 A		22,520
State Total					2,329,793 *	1,796,669 *		44,332
<b>WEST VIRGINIA</b>								
Circuit	G	2	J	5	69,644 B	67,085 B	96	3,826
Magistrate	L	2	J	1	286,948	290,675	101	15,765
Municipal	L	1	A	1	NA	NA		
State Total								
<b>WISCONSIN</b>								
Circuit	G	3	D	6 **	998,880	778,751 A		19,827
Municipal	L	3	A	1	NA	453,538 A		
State Total					1,232,289 *			
<b>WYOMING</b>								
District	G	2	J	5	15,742 A	15,212 A	97	3,348
County	L	1	J	4	109,834	111,498 A		23,357
Justice of the Peace	L	1	J	1	NA	NA		
Municipal	L	1	A	1	NA	NA		
State Total								



TABLE 8: Reported Grand Total State Trial Court Caseload, 1993 (continued)

**NOTE:** All state trial courts with grand total jurisdiction are listed in the table, regardless of whether caseload data are available. Blank spaces in the table indicate that a particular calculation, such as the total state caseload, is not appropriate. State total "filings per 100,000 population" may not equal the sum of the filing rates for the individual courts due to rounding.

NA = Data are not available.

**JURISDICTION CODES:**

- G = General Jurisdiction
- L = Limited Jurisdiction

**SUPPORT/CUSTODY CODES:**

- 1 = The court does not have jurisdiction over support/custody cases
- 2 = Support/custody caseload data are not available
- 3 = Only contested support/custody cases and all URESA cases (where the court has jurisdiction) are counted separately from marriage dissolution cases
- 4 = Both contested and uncontested support/custody cases and URESA cases (where the court has jurisdiction) are counted separately from marriage dissolution cases
- 5 = Support/custody is counted as a proceeding of the marriage dissolution and, thus, a marriage dissolution that involves support/custody is counted as one case
- 6 = Support/custody is counted as a proceeding of the marriage dissolution, but URESA cases are counted separately
- \*\* = Nondissolution support/custody cases are also counted separately
- \*\*\* = Court has only URESA jurisdiction

**PARKING CODES:**

- 1 = Parking data are unavailable
- 2 = Court does not have parking jurisdiction
- 3 = Only contested parking cases are included
- 4 = Both contested and uncontested parking cases are included
- 5 = Parking cases are handled administratively
- 6 = Uncontested parking cases are handled administratively; contested parking cases are handled by the court

**CRIMINAL UNIT OF COUNT CODES:**

- M = Missing data
- I = Data element is inapplicable
- A = Single defendant—single charge
- B = Single defendant—single incident (one/more charges)
- C = Single defendant—single incident/maximum number charges (usually two)
- D = Single defendant—one/more incidents
- E = Single defendant—content varies with prosecutor
- F = One/more defendants—single charge

- G = One/more defendants—single incident (one/more charges)
- H = One/more defendants—single incident/maximum number charges (usually two)
- J = One/more defendants—one/more incidents
- K = One/more defendants—content varies with prosecutor
- L = Inconsistent during reporting year
- Z = Both the defendant and charge components vary within the state

**QUALIFYING FOOTNOTES:**

The absence of a qualifying footnote indicates that data are complete.

\* See the qualifying footnote for each court within the state. Each footnote has an effect on the state's total.

- A: The following courts' data are incomplete:
  - Alabama—Municipal Court—Grand total filed and disposed data do not include cases from 96 municipalities.
  - Arkansas—Municipal Court—Grand total filed and disposed data do not include any data from five municipalities and partial data from 12 others.
  - California—Superior Court—Grand total filed and disposed data do not include partial data from 14 courts.
    - Justice Court—Grand total filed and disposed data do not include partial data from seven courts.
    - Municipal Court—Grand total filed and disposed data do not include partial data from three courts.
  - Delaware—Justice of the Peace Court—Grand total filed and disposed data do not include **DWI/DUI** cases.
  - Florida—Circuit Court—Grand total disposed data do not include **civil appeals**.
  - Georgia—Juvenile Court—Grand total filed data do not include cases from nine counties. Disposed data do not include cases from 11 counties, and are less than 75% complete.
    - Magistrate Court—Grand total filed and disposed data do not include **misdemeanor** cases, any data from 19 counties, and partial data from 13 counties.
    - Probate Court—Grand total filed data do not include any **civil** cases from 40 of 159 counties, and partial **civil** data from 18 counties, any **criminal** and **traffic** cases from 32 counties, and partial **criminal** and **traffic** data from nine courts, and are less than 75% complete. Disposed data do not include any **civil** cases, any **criminal** and **traffic** data from 32 counties, and partial **criminal** and **traffic** data from nine courts, and are less than 75% complete.
    - State Court—Grand total filed data do not include **civil** and **criminal** cases from 23 courts, and **traffic** cases from 22 courts. Disposed data do not include **civil** and **traffic** data from 23 of 62 courts, and **criminal** cases from 24 courts, and are less than 75% complete.
  - Idaho—District Court—Grand total filed and disposed data do not include **mental health** and **parking** cases.

(continued on next page)

TABLE 8: Reported Grand Total State Trial Court Caseload, 1993 (continued)

Indiana—Superior and Circuit Courts—Grand total filed and disposed data do not include **civil appeals, criminal appeals** and some **support/custody** cases.

—Municipal Court of Marion County—Grand total filed and disposed data do not include **appeals of trial court** cases.

Kansas—Municipal Court—Grand total filed and disposed data do not include **parking** cases and partial year data from 19 courts.

Maryland—District Court—Grand total disposed data do not include **ordinance violation, parking** and most **civil** cases, and are less than 75% complete.

Massachusetts—Trial Court of the Commonwealth—Grand total disposed data do not include **civil** cases from the Housing Court Department, **criminal** cases from the Boston Municipal Court and Housing Court Departments, **DWI/DUI** and most **criminal appeals** cases from the District Court Department, most **moving traffic violation** cases from the Boston Municipal Court Department, **ordinance violation** and **miscellaneous criminal** cases, most **juvenile** data from the Juvenile Court Department, and some **juvenile** data from the District Court Department, and are less than 75% complete.

Michigan—District Court—Grand total filed and disposed data do not include **parking** cases.

—Municipal Court—Grand total filed and disposed data do not include **parking** cases.

—Probate Court—Grand total disposed data do not include **paternity, miscellaneous domestic relations, mental health, miscellaneous civil, adoption, traffic** and **juvenile** cases, and are less than 75% complete.

Missouri—Circuit Court—Grand total filed and disposed data do not include those **ordinance violation** cases heard by municipal judges.

Nebraska—County Court—Grand total filed and disposed data do not include **parking** cases.

Nevada—District Court—Grand total filed data do not include **felony, misdemeanor, DWI/DUI, miscellaneous criminal**, and all **juvenile** cases, and are less than 75% complete.

New Hampshire—Probate Court—Grand total disposed data do not include some **estate** and some **miscellaneous civil** cases.

New Mexico—Metropolitan Court of Bernalillo County—Grand total filed and disposed data do not include **miscellaneous traffic** cases.

—Magistrate Court—Grand total filed and disposed data do not include some cases due to incomplete reporting.

New York—District and City Courts—Grand total filed and disposed data do not include **administrative agency appeals** cases.

—Civil Court of the City of New York—Grand total filed and disposed data do not include **administrative agency appeals** cases.

—Criminal Court of the City of New York—Grand total filed and disposed data do not include **moving traffic, miscellaneous traffic**, and some **ordinance violation** cases.

North Carolina—District Court—Grand total filed and disposed data do not include **mental health** cases. Disposed data also do not include **miscellaneous civil** cases.

North Dakota—County Court—Grand total filed and disposed data do not include **criminal appeals, miscellaneous criminal, ordinance violation** and **parking** cases.

—Municipal Court—Grand total disposed data do not include **ordinance violation** and **parking** cases, and are less than 75% complete.

Oregon—Circuit Court—Grand total disposed data do not include **juvenile** cases.

—District Court—Grand total filed and disposed data do not include **parking** cases.

Pennsylvania—Court of Common Pleas—Grand total filed and disposed data do not include some **civil appeals** and some **criminal appeals** cases.

—Philadelphia Traffic Court—Grand total filed and disposed data do not include **ordinance violation, parking**, and **miscellaneous traffic** cases, and are less than 75% complete.

Puerto Rico—District Court—Grand total filed and disposed data do not include **small claims** cases.

Rhode Island—Superior Court—Grand total disposed data do not include **civil** cases.

—Workers' Compensation Court—Grand total filed and disposed data do not include some **administrative agency appeals**.

—District Court—Grand total filed and disposed data do not include **mental health** cases. Disposed data also do not include **domestic violence** and **administrative agency appeals**.

—Family Court—Grand total disposed data do not include **paternity** and **URES**A cases, and are less than 75% complete.

South Carolina—Magistrate Court—Grand total filed and disposed data do not include **ordinance violation** cases.

South Dakota—Circuit Court—Grand total disposed data do not include **adoption, estate, administrative agency appeals**, and **juvenile** data.

Tennessee—Circuit, Criminal and Chancery Courts—Grand total filed and disposed data do not include **miscellaneous criminal** and **traffic/other violation** cases.

—Probate Court—Grand total filed data do not include cases from Davidson County and are less than 75% complete.

Texas—County-level Court—Grand total disposed data do not include **estate** and **mental health** cases.

—Justice of the Peace Court—Grand total filed and disposed data represent a reporting rate of 90%.

—Municipal Court—Grand total filed and disposed data represent a reporting rate of 94%.

Utah—Justice Court—Grand total filed and disposed data represent a reporting rate of 89%.

Washington—District Court—Grand total filed and disposed data do not include cases from several districts.

—Municipal Court—Grand total filed and disposed data do not include any cases from several courts. Disposed data also do not include any cases from Seattle Municipal Court, which handled more than half the total filings statewide. Disposed data are less than 75% complete.

(continued on next page)

TABLE 8: Reported Grand Total State Trial Court Caseload, 1993 (continued)

Wisconsin—Circuit Court—Grand total disposed data do not include cases from District 1 (Milwaukee).

—Municipal Court—Grand total disposed data represent a reporting rate of 90%.

Wyoming—District Court—Grand total filed and disposed data do not include cases from one county that did not report.

—County Court—Grand total disposed data do not include **trial court civil appeals** and **criminal appeals** cases.

**B:** The following courts' data are overinclusive:

Alabama—Circuit Court—Grand total filed and disposed data include **postconviction remedy proceedings**. Filed data include some **extraordinary writs**; disposed data include all **extraordinary writs**.

Colorado—District, Denver Juvenile, and Denver Probate Courts—Grand total filed and disposed data include **extraditions, revocations, parole, and release from commitment hearings**.

—County Court—Grand total filed data include some **preliminary hearing proceedings**.

Connecticut—Superior Court—Grand total filed and disposed data include **postconviction remedy proceedings**.

Delaware—Superior Court—Grand total filed and disposed data include **postconviction remedy proceedings** and **extraordinary writs**.

—Municipal Court of Wilmington—Grand total filed and disposed data include **preliminary hearing proceedings**.

Hawaii—Circuit Court—Grand total filed and disposed data include **criminal postconviction remedy proceedings**.

Iowa—District Court—Grand total filed data include **postconviction remedy proceedings**.

Kentucky—District Court—Grand total filed and disposed data include **sentence review only proceedings**.

Louisiana—District Court—Grand total filed data include **postconviction remedy proceedings**.

Maine—Superior Court—Grand total filed and disposed data include **postconviction remedy and sentence review only proceedings**.

—District Court—Grand total filed data include **preliminary hearing proceedings**.

Maryland—Circuit Court—Grand total filed and disposed data include **estate** cases from the Orphan's Court, and some **postconviction remedy and sentence review only proceedings**.

Mississippi—Chancery Court—Grand total filed data include **extraordinary writs**.

—Circuit Court—Grand total filed data include **extraordinary writs**.

—County Court—Grand total filed data include **preliminary hearing proceedings**.

Nebraska—District Court—Grand total filed and disposed data include **postconviction remedy proceedings**.

New York—Supreme and County Court—Grand total filed and disposed data include **postconviction remedy proceedings**.

North Carolina—Superior Court—Grand total filed and disposed data include **mental health** cases from District Court.

Ohio—Court of Common Pleas—Grand total filed and disposed data include **postconviction remedy proceedings**.

Rhode Island—Superior Court—Grand total filed data include **postconviction remedy proceedings**.

South Carolina—Circuit Court—Grand total filed and disposed data include **postconviction remedy proceedings**.

Tennessee—Juvenile Court—Grand total disposed data are somewhat inflated. Disposed data are counted by number of actions rather than number of referrals. Data for this court are for 1992.

Utah—District Court—Grand total filed and disposed data include **postconviction remedy and sentence review only proceedings**.

—Circuit Court—Grand total filed and disposed data include **postconviction remedy proceedings**.

Washington—Superior Court—Grand total filed and disposed data include **postconviction remedy proceedings** and **extraordinary writs**.

West Virginia—Circuit Court—Grand total filed and disposed data include **postconviction remedy proceedings** and **extraordinary writs**.

**C:** The following courts' data are incomplete and overinclusive:

Alaska—Superior Court—Grand total filed and disposed data include **extraordinary writs**, orders to show cause, unfair trade practices, and **postconviction remedy proceedings**, but do not include **criminal appeals** cases.

Colorado—County Court—Grand total disposed data include some **preliminary hearing proceedings**, but do not include cases from Denver County Court.

Iowa—District Court—Grand total disposed data include **postconviction remedy proceedings**, but do not include some **domestic violence** cases and all **juvenile** cases.

Maine—District Court—Grand total disposed data include **preliminary hearing proceedings**, but do not include **parking, miscellaneous traffic, some moving traffic, and some ordinance violation** cases.

**TABLE 9: Reported Total State Trial Court Civil Caseload, 1993**

State/Court name:	Jurisdiction	Support/custody:		Total civil filings and qualifying footnotes	Total civil dispositions and qualifying footnotes	Dispositions as a percentage of filings	Filings per 100,000 total population
		(a) method of count code	(b) decree change counted as				
<b>ALABAMA</b>							
Circuit	G	6	NF	101,877 B	98,608 B	97	2,433
District	L	1		174,876	169,457	97	4,177
Probate	L	1		NA	NA		
State Total							
<b>ALASKA</b>							
Superior	G	6	R	16,125 B	16,352 B	101	2,691
District	L	5		19,434	28,487	147	3,244
State Total				35,559 *	44,839 *	126	5,935
<b>ARIZONA</b>							
Superior	G	6	NF	96,319	94,310	98	2,447
Tax	G	1		1,924	2,271	118	49
Justice of the Peace	L	1		124,244	122,977	99	3,156
Municipal	L	1		14,688	14,627	100	373
State Total				237,175	234,185	99	6,026
<b>ARKANSAS</b>							
Chancery and Probate	G	3	R	77,113	75,066	97	3,181
Circuit	G	1		22,187	21,618	97	915
City	L	1		40	24	60	2
Justice of the Peace	L	1	NA	NA	NA		
County	L	1	NA	NA	NA		
Court of Common Pleas	L	1	NA	NA	NA		
Municipal	L	1		58,492 A	29,625 A	51	2,413
Police	L	1	NA	NA	NA		
State Total							
<b>CALIFORNIA</b>							
Superior	G	6	NC	714,279 A	624,377 A	87	2,289
Justice	L	1		20,801 A	18,234 A	88	67
Municipal	L	1		1,043,311 A	1,083,990 A	104	3,343
State Total				1,778,391 *	1,726,601 *	97	5,698
<b>COLORADO</b>							
District, Denver Juvenile, Denver Probate	G	3	R	82,084	74,489	91	2,302
Water	G	1		1,119	988	88	31
County	L	1		169,531	122,450 A		4,754
State Total				252,734	197,927 *		7,087
<b>CONNECTICUT</b>							
Superior	G	5 **	NC	176,857 B	191,243 B	108	5,396
Probate	L	1		59,746	NA		1,823
State Total				236,603 *			7,219
<b>DELAWARE</b>							
Court of Chancery	G	1		3,418	3,123	91	488
Superior	G	1		6,513 B	6,551 B	101	930
Court of Common Pleas	L	1		4,735	6,056	128	676
Family	L	3 **	R	32,767 B	32,163 B		4,679
Justice of the Peace	L	1		30,293	30,142	100	4,326
State Total				77,726 *	78,035 *		11,099
<b>DISTRICT OF COLUMBIA</b>							
Superior	G	6 **	R	129,736	130,750	101	22,428

(continued on next page)

TABLE 9: Reported Total State Trial Court Civil Caseload, 1993 (continued)

State/Court name:	Jurisdiction	Support/custody:		Total civil filings and qualifying footnotes	Total civil dispositions and qualifying footnotes	Dispositions as a percentage of filings	Filings per 100,000 total population
		(a) method of count code	(b) decree change counted as				
<b>FLORIDA</b>							
Circuit	G	4	R	599,497	426,463 A		4,383
County	L	1		332,380	291,646	88	2,430
State Total				931,877	718,109 *		6,813
<b>GEORGIA</b>							
Superior	G	3	NF	188,083	184,212	98	2,719
Civil	L	1	NA	NA			
Magistrate	L	1		334,192 A	220,547 A	66	4,831
Municipal	L	1	NA	NA			
Probate	L	1		34,618 A	NA		500
State	L	1		181,183 A	105,376 A	58	2,619
State Total							
<b>HAWAII</b>							
Circuit	G	6	R	32,246 B	30,544 B	95	2,752
District	L	1		24,279	24,103	99	2,072
State Total				56,525 *	54,647 *	97	4,825
<b>IDAHO</b>							
District	G	6 **	R	72,016 A	71,194 A	99	6,552
<b>ILLINOIS</b>							
Circuit	G	6 **	R	620,524	654,823	106	5,305
<b>INDIANA</b>							
Probate	G	1		2,068 A	2,026 A	98	36
Superior and Circuit	G	5	R	290,995 A	277,760 A	95	5,094
City and Town	L	1		14,971	14,964	100	262
County	L	1		44,823	42,905	96	785
Municipal Court of Marion County	L	1		10,375 A	10,113 A	97	182
Small Claims Court of Marion County	L	1		74,888	69,740	93	1,311
State Total				438,120 *	417,508 *	95	7,669
<b>IOWA</b>							
District	G	6	NF	165,298 B	160,332 C		5,874
<b>KANSAS</b>							
District	G	6 **	NC	168,794	168,375	100	6,670
<b>KENTUCKY</b>							
Circuit	G	6	R	62,930	62,289	99	1,661
District	L	1		172,249 A	155,520 A	90	4,546
State Total				235,179 *	217,809 *	93	6,207
<b>LOUISIANA</b>							
District	G	6	NF	174,237 B	NA		4,056
Family and Juvenile	G	4 ***	NF	13,325	10,477	79	310
City and Parish	L	1		69,821	54,843	79	1,625
Justice of the Peace	L	1	NA	NA			
State Total							
<b>MAINE</b>							
Superior	G	6	NC	5,809	6,419	111	469
Administrative	L	1	336	319		95	27
District	L	5	NC	44,094	42,990	97	3,558
Probate	L	1	NA	NA			
State Total							

(continued on next page)

TABLE 9: Reported Total State Trial Court Civil Caseload, 1993 (continued)

State/Court name:	Jurisdiction	Support/custody:		Total civil filings and qualifying footnotes	Total civil dispositions and qualifying footnotes	Dispositions as a percentage of filings	Filings per 100,000 total population
		(a) method of count code	(b) decree change counted as				
<b>MARYLAND</b>							
Circuit	G	6 **	NF	158,281 B	139,354 B	88	3,188
District	L	1		796,886	9,875 A		16,050
Orphan's	L	1	NA	NA			
State Total							
<b>MASSACHUSETTS</b>							
Trial Court of the Commonwealth	G	5 **	R	556,802	388,735 A		9,261
<b>MICHIGAN</b>							
Circuit	G	6 **	NC	188,442	187,174	99	1,988
Court of Claims	G	1		569	594	104	6
District	L	1		408,349	410,503	101	4,309
Municipal	L	1		779	720	92	8
Probate	L	1		114,043	44,189 A		1,203
State Total				712,182	643,180 *		7,514
<b>MINNESOTA</b>							
District	G	6	NF	225,796	220,651	98	4,998
<b>MISSISSIPPI</b>							
Chancery	G	5	NF	61,269 B	NA		2,318
Circuit	G	1		23,350 B	NA		884
County	L	1		29,960	NA		1,134
Family	L	1		NA	NA		
Justice	L	1		NA	NA		
State Total							
<b>MISSOURI</b>							
Circuit	G	6 **	NF	256,637	276,050	108	4,903
<b>MONTANA</b>							
District	G	3	R	21,845	19,554	90	2,602
Water	G	1	NA	NA			
Workers' Compensation	G	1	NA	NA			
City	L	1	NA	NA			
Justice of the Peace	L	1	NA	NA			
Municipal	L	1	NA	NA			
State Total							
<b>NEBRASKA</b>							
District	G	5	R	45,720 C	45,122 C	99	2,845
County	L	1		65,194	63,065	97	4,056
Workers' Compensation	L	1		213	387	182	13
State Total				111,127 *	108,574 *	98	6,914
<b>NEVADA</b>							
District	G	2	R	51,598	NA		3,715
Justice	L	1	NA	NA			
Municipal	L	1	NA	NA			
State Total							
<b>NEW HAMPSHIRE</b>							
Superior	G	5	R	30,607	34,723	113	2,720
District	L	1		35,499	NA		3,155
Municipal	L	1		105	NA		9
Probate	L	1		18,173	8,326 A		1,615
State Total				84,384			7,499

(continued on next page)

TABLE 9: Reported Total State Trial Court Civil Caseload, 1993 (continued)

State/Court name:	Jurisdiction	Support/custody:		Total civil filings and qualifying footnotes	Total civil dispositions and qualifying footnotes	Dispositions as a percentage of filings	Filings per 100,000 total population
		(a) method of count code	(b) decree change counted as				
<b>NEW JERSEY</b>							
Superior	G	6 **	R	1,004,547	1,027,854	102	12,749
Tax	L	1		14,967	16,560	111	190
State Total				1,019,514	1,044,414	102	12,939
<b>NEW MEXICO</b>							
District	G	6	R	57,262	55,649	97	3,542
Magistrate	L	1		12,978 A	11,014 A	85	803
Metropolitan Ct. of Bernalillo County	L	1		9,276	10,021	108	574
Probate	L	1	NA	NA			
State Total							
<b>NEW YORK</b>							
Supreme and County	G	1		353,360 B	360,767 B	102	1,942
Civil Court of the City of New York	L	1		591,306 A	454,672 A	77	3,249
Court of Claims	L	1		2,222	2,975	134	12
District and City	L	1		232,049 A	238,670 A	103	1,275
Family	L	4	R	534,497	538,988	101	2,937
Surrogates	L	1		121,343	112,508	93	667
Town and Village Justice	L	1	NA	NA			
State Total							
<b>NORTH CAROLINA</b>							
Superior	G	1		120,451 B	113,682 B	94	1,734
District	L	6 **	R	444,470 A	391,653 A	88	6,400
State Total				564,921 *	505,335 *	89	8,134
<b>NORTH DAKOTA</b>							
District	G	6 **	NF	19,390	18,965	98	3,054
County	L	1		16,793	14,680	87	2,645
State Total				36,183	33,645	93	5,699
<b>OHIO</b>							
Court of Common Pleas	G	6 **	R	400,375 B	402,322 B	100	3,610
County	L	1		18,432	18,554	101	166
Court of Claims	L	1		9,341	9,330	100	84
Municipal	L	1		345,416	341,139	99	3,114
State Total				773,564 *	771,345 *	100	6,975
<b>OKLAHOMA</b>							
District	G	6	R	198,179	194,481	98	6,133
Court of Tax Review	L	1	NA	NA			
State Total							
<b>OREGON</b>							
Circuit	G	6 **	R	106,308 B	104,992 B	99	3,506
Tax	G	1		464	454	98	15
County	L	1	NA	NA			
District	L	1		91,919	91,903	100	3,032
Justice	L	1	NA	NA			
State Total							
<b>PENNSYLVANIA</b>							
Court of Common Pleas	G	4	NF	314,827 A	316,990 A	101	2,613
District Justice	L	1	NA	NA			
Philadelphia Municipal	L	1		116,033 A	116,623 A	101	963
Pittsburgh City Magistrates	L	1		6,410	NA		53
State Total							

(continued on next page)

TABLE 9: Reported Total State Trial Court Civil Caseload, 1993 (continued)

State/Court name:	Jurisdiction	Support/custody:		Total civil filings and qualifying footnotes	Total civil dispositions and qualifying footnotes	Dispositions as a percentage of filings	Filings per 100,000 total population
		(a) method of count code	(b) decree change counted as				
<b>PUERTO RICO</b>							
Superior	G	6	NF	46,207	47,718	103	1,276
District	L	1		73,355 A	75,058 A	102	2,026
State Total				119,562 *	122,776 *	103	3,301
<b>RHODE ISLAND</b>							
Superior	G	1		9,521 B	NA		952
Workers' Compensation	G	1		12,585 A	12,891 A	102	1,258
District	L	1		32,442 A	33,205 A	102	3,244
Family	L	6	R	14,820	5,883 A		1,482
Probate	L	1	NA	NA			
State Total							
<b>SOUTH CAROLINA</b>							
Circuit	G	1		48,421 B	47,548 B	98	1,329
Family	L	6 **	NF	73,918	72,352	98	2,029
Magistrate	L	1		158,004	157,173	99	4,338
Probate	L	1		35,207	34,892	99	967
State Total				315,550 *	311,965 *	99	8,662
<b>SOUTH DAKOTA</b>							
Circuit	G	A	B	45,990	43,376 A		6,429
<b>TENNESSEE</b>							
Circuit, Criminal, and Chancery	G	6 **	R	124,482	116,004	93	2,441
Probate	G	1		2,325 A	NA		46
General Sessions	L	6 **	R	NA	NA		
Juvenile	L	1		6,989	6,088	87	137
State Total							
<b>TEXAS</b>							
District	G	6 **	R	450,163 B	452,103 B	100	2,497
County-level	L	6 **	R	161,642 B	92,654 C		896
Justice of the Peace	L	1		229,935 A	182,335 A	79	1,275
Municipal	L	1		486 A	486 A	100	3
State Total				842,226 *	727,578 *		4,671
<b>UTAH</b>							
District	G	3	R	29,601 B	27,743 B	94	1,592
Circuit	L	1		116,477	114,661	98	6,264
Justice	L	1		2,672 A	2,436 A	91	144
State Total				148,750 *	144,840 *	97	7,999
<b>VERMONT</b>							
District	G	4 ***	NC	12,862	14,142	110	2,234
Family	G	4 ***	NC	14,440	13,985	97	2,508
Superior	G	5	NC	6,831	8,055	118	1,187
Environmental	L	1		81	81	100	14
Probate	L	1		4,931	4,502	91	857
State Total				39,145	40,765	104	
<b>VIRGINIA</b>							
Circuit	G	3	R	115,005	107,110	93	1,772
District	L	4	R	1,241,343 A	1,264,138 A	102	19,125
State Total				1,356,348 *	1,371,248 *	101	20,897

(continued on next page)



TABLE 9: Reported Total State Trial Court Civil Caseload, 1993 (continued)

State/Court name:	Jurisdiction	Support/custody:		Total civil filings and qualifying footnotes	Total civil dispositions and qualifying footnotes	Dispositions as a percentage of filings	Filings per 100,000 total population
		(a) method of count code	(b) decree change counted as				
<b>WASHINGTON</b>							
Superior District	G	6	R	152,192 B	143,102 B	94	2,896
District	L	1		133,595 A	97,606 A		2,542
Municipal	L	1		388 A	443 A		7
State Total				286,175 *	241,151 *		5,445
<b>WEST VIRGINIA</b>							
Circuit	G	5	R	53,624 B	51,388 B	96	2,946
Magistrate	L	1		48,248	51,186	106	2,651
State Total				101,872 *	102,574 *	101	5,597
<b>WISCONSIN</b>							
Circuit	G	6 **	NF	339,291 B	232,769 C		6,735
<b>WYOMING</b>							
District	G	5	R	12,053 A	11,726 A		2,563
County	L	4	R	17,460	18,751 A		3,713
Justice of the Peace	L	1	NA	NA			
State Total							

**NOTE:** All state trial courts with civil jurisdiction are listed in the table regardless of whether caseload data are available. Blank spaces in the table indicate that a particular calculation, such as the total state caseload, is not appropriate. State total "filings per 100,000 population" may not equal the sum of the filing rates for the individual courts due to rounding.

NA = Data are not available

**JURISDICTION CODES:**

- G = General Jurisdiction
- L = Limited Jurisdiction

**SUPPORT/CUSTODY CODES:**

(a) Method of count codes:

- 1 = The court does not have jurisdiction over support/custody cases
- 2 = Support/custody caseload data are not available
- 3 = Only contested support/custody cases and all URESA cases (where the court has jurisdiction) are counted separately from marriage dissolution cases
- 4 = Both contested and uncontested support/custody cases and URESA cases (where the court has jurisdiction) are counted separately from marriage dissolution cases
- 5 = Support/custody is counted as a proceeding of the marriage dissolution and, thus, a marriage dissolution that involves support/custody is counted as one case
- 6 = Support/custody is counted as a proceeding of the marriage dissolution, but URESA cases are counted separately

\*\* Nondissolution support/custody cases are also counted separately

\*\*\* Court has only URESA jurisdiction

(b) Decree change counted as:

- NC = Not counted/collected
- NF = New filing
- R = Reopened case

**QUALIFYING FOOTNOTES:**

The absence of a qualifying footnote indicates that data are complete.

\* See the qualifying footnote for each court within the state. Each footnote has an effect on the state's total.

A: The following courts' data are incomplete:

Arkansas—Municipal Court—Total civil filed and disposed data do not include any cases from five municipalities, and partial data from 12 others.

California—Superior Court—Total civil filed and disposed data do not include partial data from 14 courts.

—Justice Court—Total civil filed and disposed data do not include partial data from seven courts.

—Municipal Court—Total civil filed and disposed data do not include partial data from three courts.

(continued on next page)

TABLE 9: Reported Total State Trial Court Civil Caseload, 1993 (continued)

Colorado—County Court—Total **civil** disposed data do not include cases from Denver County.

Florida—Circuit Court—Total **civil** disposed data do not include **civil appeals**.

Georgia—Magistrate Court—Total **civil** filed and disposed data do not include any cases from 19 counties, and partial data from 13 counties.

—Probate Court—Total **civil** filed data do not include any cases from 40 of 159 counties, and partial data from 18 counties, and are less than 75% complete.

—State Court—Total **civil** filed and disposed data do not include any cases from 23 of 62 courts, and are less than 75% complete.

Idaho—District Court—Total **civil** filed and disposed data do not include **mental health** cases.

Indiana—Probate Court—Total **civil** filed and disposed data do not include **miscellaneous domestic relations** cases.

—Superior and Circuit Courts—Total **civil** filed and disposed data do not include **civil appeals** and **support/custody** cases.

—Municipal Court of Marion County—Total **civil** filed and disposed data do not include **appeals of trial court** cases.

Kentucky—District Court—Total **civil** filed and disposed data do not include **paternity** cases.

Maryland—District Court—Total **civil** disposed data do not include **tort, contract, real property rights, small claims, and miscellaneous civil** cases, and are less than 75% complete.

Massachusetts—Trial Court of the Commonwealth—Total **civil** disposed data do not include some **real property rights, some small claims, and most domestic relations** cases, and are less than 75% complete.

Michigan—Probate Court—Total **civil** disposed data do not include **adoption, paternity, miscellaneous domestic relations, mental health, and miscellaneous civil** cases, and are less than 75% complete.

New Hampshire—Probate Court—Total **civil** disposed data do not include some **estate** and some **miscellaneous civil** cases.

New Mexico—Magistrate Court—Total **civil** filed and disposed data do not include some cases due to incomplete reporting by several counties.

New York—District and City Court—Total **civil** filed and disposed data do not include **administrative agency appeals** cases.

—Civil Court of the City of New York—Total **civil** filed and disposed data do not include **administrative agency appeals** cases.

North Carolina—District Court—Total **civil** filed and disposed data do not include **mental health** cases. Disposed data also do not include **miscellaneous civil** cases.

Pennsylvania—Court of Common Pleas—Total **civil** filed and disposed data do not include some **civil appeals** cases.

—Philadelphia Municipal Court—Total **civil** filed and disposed data do not include **miscellaneous domestic relations** cases.

Puerto Rico—District Court—Total **civil** filed and disposed data do not include **small claims** cases.

Rhode Island—Workers' Compensation Court—Total **civil** filed and disposed data do not include some **administrative agency appeals**.

—District Court—Total **civil** filed and disposed data do not include **mental health** cases. Disposed data also do not include **domestic violence** and **administrative agency appeals**.

—Family Court—Total **civil** disposed data do not include **URESA** and **paternity** cases.

South Dakota—Circuit Court—Total **civil** disposed data do not include **adoption, estate, and administrative agency appeals** cases.

Tennessee—Probate Court—Total **civil** filed data do not include cases from Davidson County, and are less than 75% complete.

Texas—Justice of the Peace Court—Total **civil** filed and disposed data represent a reporting rate of 90%.

—Municipal Court—Total **civil** filed and disposed data represent a reporting rate of 94%.

Utah—Justice Court—Total **civil** filed and disposed data represent only those courts that are automated (a reporting rate of 89%).

Virginia—District Court—Total **civil** filed and disposed data do not include some **domestic relations** cases.

Washington—District Court—Total **civil** filed and disposed data do not include cases from several districts.

—Municipal Court—Total **civil** filed and disposed data do not include cases from several courts.

Wyoming—District Court—Total **civil** filed and disposed data do not include cases from one county that did not report.

—County Court—Total **civil** disposed data do not include **trial court civil appeals** cases.

**B:** The following courts' data are overinclusive:

Alabama—Circuit Court—Total **civil** filed and disposed data include some **postconviction remedy proceedings** and some **extraordinary writs**.

Alaska—Superior Court—Total **civil** filed and disposed data include **extraordinary writs, orders to show cause, unfair trade practices, and postconviction remedy proceedings**.

Connecticut—Superior Court—Total **civil** filed and disposed data include **postconviction remedy proceedings**.

Delaware—Superior Court—Total **civil** filed and disposed data include **extraordinary writs**.

—Family Court—Total **civil** filed and disposed data include **status offense petition** cases.

Hawaii—Circuit Court—Total **civil** filed and disposed data include **criminal postconviction remedy proceedings**.

Iowa—District Court—Total **civil** filed data include **postconviction remedy proceedings**.

(continued on next page)

TABLE 9: Reported Total State Trial Court Civil Caseload, 1993 (continued)

Louisiana—District Court—Total **civil** filed data include **postconviction remedy proceedings**.

Maryland—Circuit Court—Total **civil** filed and disposed data include **estate** cases from the Orphan's Court.

Mississippi—Chancery Court—Total **civil** filed data include **extraordinary writs**.

—Circuit Court—Total **civil** filed data include **extraordinary writs**.

New York—Supreme and County Court—Total **civil** filed and disposed data include **postconviction remedy proceedings**.

North Carolina—Superior Court—Total **civil** filed and disposed data include **mental health cases** from District Court.

Ohio—Court of Common Pleas—Total **civil** filed and disposed data include **postconviction remedy proceedings**.

Oregon—Circuit Court—Total **civil** filed and disposed data include **criminal appeals** cases.

Rhode Island—Superior Court—Total **civil** filed data include **postconviction remedy proceedings**.

South Carolina—Circuit Court—Total **civil** filed and disposed data include **postconviction remedy proceedings**.

Texas—District Court—Total **civil** filed and disposed data include **child-victim petition** cases.

—County-level Court—Total **civil** filed data include **child-victim petition** cases.

Utah—District Court—Total **civil** filed and disposed data include some **postconviction remedy proceedings**.

Washington—Superior Court—Total **civil** filed and disposed data include **postconviction remedy proceedings** and **extraordinary writs**.

West Virginia—Circuit Court—Total **civil** filed and disposed data include **postconviction remedy proceedings** and **extraordinary writs**.

Wisconsin—Circuit Court—Total **civil** filed data include **criminal appeals** cases.

C: The following courts' data are incomplete and overinclusive:

Iowa—District Court—Total **civil** disposed data include **postconviction remedy proceedings**, but do not include some **domestic violence** cases.

Nebraska—District Court—Total **civil** filed and disposed data include **postconviction remedy proceedings**, but do not include **civil appeals** cases.

Texas—County-level Court—Total **civil** disposed data include **child-victim petition** cases, but do not include **probate/wills/intestate, guardianship/conservatorship/ trusteeship**, and **mental health** cases, and are less than 75% complete. The court conducted 79,519 probate hearings and 24,405 mental health hearings during the year.

Wisconsin—Circuit Court—Total **civil** disposed data include **criminal appeals**, but do not include District 1 (Milwaukee) caseload.

**TABLE 10: Reported Total State Trial Court Criminal Caseload, 1993**

<u>State/Court name:</u>	<u>Jurisdiction</u>	<u>Unit of count</u>	<u>Point of filing</u>	<u>Total criminal filings and qualifying footnotes</u>	<u>Total criminal dispositions and qualifying footnotes</u>	<u>Dispositions as a percentage of filings</u>	<u>Filings per 100,000 adult population</u>
<b>ALABAMA</b>							
Circuit	G	G	A	52,777 B	52,105 B	99	1,697
District	L	B	B	110,341 A	121,074		3,547
Municipal	L	M	B	129,322 C	155,552 C		4,158
State Total				292,440 *	328,731 *		9,402
<b>ALASKA</b>							
Superior	G	B	A	2,660 A	2,392 A	90	649
District	L	B	B	29,206 B	27,446 B	94	7,124
State Total				31,866 *	29,838 *	94	7,773
<b>ARIZONA</b>							
Superior	G	D	A	28,722	28,630	100	1,002
Justice of the Peace	L	Z	B	72,705	61,643	85	2,536
Municipal	L	Z	B	215,880	204,521	95	7,531
State Total				317,307	294,794	93	11,070
<b>ARKANSAS</b>							
Circuit	G	A	A	40,906	38,184	93	2,286
City	L	A	B	10,248 B	5,410 B	53	573
Justice of the Peace	L	A	B	NA	NA		
Municipal	L	A	B	264,939 C	194,842 C	74	14,803
Police	L	A	B	NA	NA		
State Total							
<b>CALIFORNIA</b>							
Superior	G	B	A	160,033 A	143,197 A	89	708
Justice	L	B	B	33,528 C	29,196 C	87	148
Municipal	L	B	B	757,470 C	706,217 C	93	3,349
State Total				951,031 *	878,610 *	92	4,205
<b>COLORADO</b>							
District, Denver Juvenile, Denver Probate	G	D	B	23,487 B	22,557 B	96	894
County	L	D	B	121,948 B	61,193 C		4,641
State Total				145,435 *	83,750 *		5,534
<b>CONNECTICUT</b>							
Superior	G	E	A	138,549 C	150,775		5,536
<b>DELAWARE</b>							
Superior	G	B	A	7,295 B	6,771 B	93	1,389
Alderman's	L	A	B	4,367 B	4,736 B	108	832
Court of Common Pleas	L	A	B	9,958 A	NA		1,896
Family	L	B	B	4,625	4,664	101	881
Justice of the Peace	L	A	B	75,359 A	75,464 A	100	14,350
Municipal Court of Wilmington	L	A	B	16,655 C	16,766 C	101	3,171
State Total				118,259 *			22,519
<b>DISTRICT OF COLUMBIA</b>							
Superior	G	B	G	41,765 A	42,556 A	102	9,012
<b>FLORIDA</b>							
Circuit	G	E	A	168,961	150,970	89	1,608
County	L	A	B	393,498	352,959	90	3,744
State Total				562,459	503,929	90	5,352

(continued on next page)

TABLE 10: Reported Total State Trial Court Criminal Caseload, 1993 (continued)

State/Court name:	Jurisdiction	Unit of count	Point of filing	Total criminal filings and qualifying footnotes	Total criminal dispositions and qualifying footnotes	Dispositions as a percentage of filings	Filings per 100,000 adult population
<b>GEORGIA</b>							
Superior	G	G	A	88,854 B	86,932 B	98	1,750
Civil	L	M	M	NA	NA		
County Recorder's	L	M	M	NA	NA		
Magistrate	L	B	B	48,879 A	35,677 A	73	963
Municipal	L	M	M	NA	NA		
Municipal and City of Atlanta	L	M	M	NA	NA		
Probate	L	B	A	3,211 A	3,091 A	96	63
State	L	G	A	123,705 C	104,929 C		2,437
State Total							
<b>HAWAII</b>							
Circuit	G	G	B	10,756	7,841	73	1,233
District	L	A	C	40,093 A	37,549 A	94	4,595
State Total				50,849 *	45,390 *	89	5,828
<b>IDAHO</b>							
District	G	D	F	77,815	71,072	91	10,150
<b>ILLINOIS</b>							
Circuit	G	G	A	592,279 C	514,327 C	87	6,863
<b>INDIANA</b>							
Superior and Circuit	G	B	A	119,521 A	110,769 A	93	2,816
City and Town	L	B	F	50,420 B	44,000 B	87	1,188
County	L	B	F	25,558	25,790	101	602
Municipal Court of Marion County	L	B	F	34,791	32,656	94	820
State Total				230,290 *	213,215 *	93	5,427
<b>IOWA</b>							
District	G	B	A	75,844 A	73,256 A	97	3,646
<b>KANSAS</b>							
District	G	B	C	40,919	42,830	105	2,215
Municipal	L	B	C	14,181 A	15,070 A	106	768
State Total				55,100 *	57,900 *	105	2,983
<b>KENTUCKY</b>							
Circuit	G	B	A	19,913	18,906	95	707
District	L	B	F	180,134 B	162,522 B	90	6,394
State Total				200,047 *	181,428 *	91	7,100
<b>LOUISIANA</b>							
District	G	Z	A	110,395	NA		3,617
City and Parish	L	B	F	163,873	135,901	83	5,369
State Total				274,268			8,985
<b>MAINE</b>							
Superior	G	E	A	10,061 C	9,867 C	98	1,079
District	L	E	F	36,930 C	36,019 C	98	3,960
State Total				46,991 *	45,886 *	98	5,039
<b>MARYLAND</b>							
Circuit	G	B	A	69,475 B	66,165 B	95	1,865
District	L	B	A	198,232	215,218	109	5,323
State Total				267,707 *	281,383 *	105	7,188
<b>MASSACHUSETTS</b>							
Trial Court of the Commonwealth	G	D	B	359,188 A	263,869 C		7,776

(continued on next page)

TABLE 10: Reported Total State Trial Court Criminal Caseload, 1993 (continued)

State/Court name:	Jurisdiction	Unit of count	Point of filing	Total criminal filings and qualifying footnotes	Total criminal dispositions and qualifying footnotes	Dispositions as a percentage of filings	Filings per 100,000 adult population
<b>MICHIGAN</b>							
Circuit	G	B	A	49,853	50,030	100	715
Recorder's Court of Detroit	G	B	A	17,196	16,469	96	247
District	L	B	B	289,606 B	283,012 B	98	4,154
Municipal	L	B	B	2,586 B	2,625 B	102	37
State Total				359,241 *	352,136 *	98	5,153
<b>MINNESOTA</b>							
District	G	B	B	204,049 B	201,576 B	99	6,203
<b>MISSISSIPPI</b>							
Circuit	G	B	B	17,553	NA		931
County	L	B	B	5,227 B	NA		277
Justice	L	B	B	NA	NA		
Municipal	L	B	B	NA	NA		
State Total							
<b>MISSOURI</b>							
Circuit	G	G	G	138,999	139,617	100	3,591
<b>MONTANA</b>							
District	G	G	A	3,938	3,596	91	648
City	L	B	B	NA	NA		
Justice of the Peace	L	B	B	NA	NA		
Municipal	L	B	B	NA	NA		
State Total							
<b>NEBRASKA</b>							
District	G	B	A	6,625 B	7,069 B	107	567
County	L	B	F	83,327 B	78,963 B	95	7,134
State Total				89,952 *	86,032 *	96	7,701
<b>NEVADA</b>							
District	G	Z	A	7 A	NA		1
Justice	L	Z	B	NA	NA		
Municipal	L	Z	B	NA	NA		
State Total							
<b>NEW HAMPSHIRE</b>							
Superior	G	A	A	13,230	15,180	115	1,572
District	L	A	B	32,581	NA		3,872
Municipal	L	A	B	241	NA		29
State Total				46,052			5,473
<b>NEW JERSEY</b>							
Superior	G	B	A	50,586	51,812	102	846
Municipal	L	B	B	365,182	357,316	98	6,104
State Total				415,768	409,128	98	6,949
<b>NEW MEXICO</b>							
District	G	E	A	13,369	12,518	94	1,176
Magistrate	L	E	B	28,601 C	24,634 C	86	2,517
Metropolitan Ct. of Bernalillo County	L	E	B	97,377 B	45,317 B	47	8,569
State Total				139,347 *	82,469 *	59	

(continued on next page)

TABLE 10: Reported Total State Trial Court Criminal Caseload, 1993 (continued)

State/Court name:	Jurisdiction	Unit of count	Point of filing	Total criminal filings and qualifying footnotes	Total criminal dispositions and qualifying footnotes	Dispositions as a percentage of filings	Filings per 100,000 adult population
<b>NEW YORK</b>							
Supreme and County	G	E	A	73,039	76,807	105	532
Criminal Court of the City of New York	L	E	D	235,952	222,595	94	1,719
District and City	L	E	D	208,904 B	201,018 B	96	1,522
Town and Village Justice	L	E	B	NA	NA		
State Total							
<b>NORTH CAROLINA</b>							
Superior	G	E	A	123,835	122,073	99	2,363
District	L	E	G	532,570 C	537,790 C	101	10,161
State Total				656,405 *	659,863 *	101	12,524
<b>NORTH DAKOTA</b>							
District	G	B	A	2,299	2,007	87	497
County	L	E	F	22,189 A	22,280 A	100	4,794
Municipal	L	B	B	NA	NA		
State Total							
<b>OHIO</b>							
Court of Common Pleas	G	B	C	63,744	64,701	102	774
County	L	B	E	37,337 B	37,000 B	99	454
Mayor's	L	B	E	NA	NA		
Municipal	L	B	E	460,368 B	463,459 B	101	5,593
State Total							
<b>OKLAHOMA</b>							
District	G	J	A	80,940 B	72,258 B	89	3,427
<b>OREGON</b>							
Circuit	G	E	G	28,210 A	26,600 A	94	1,253
District	L	E	G	61,843	63,669	103	2,748
Justice	L	E	B	NA	NA		
Municipal	L	A	B	NA	NA		
State Total							
<b>PENNSYLVANIA</b>							
Court of Common Pleas	G	B	A	139,672 A	138,678 A	99	1,522
District Justice	L	B	B	NA	NA		
Philadelphia Municipal	L	B	B	33,516 A	35,975 A	107	365
Pittsburgh City Magistrates	L	B	B	8,040 B	NA		88
State Total							
<b>PUERTO RICO</b>							
Superior	G	J	B	46,452	44,610	96	1,914
District	L	J	B	50,770	48,623	96	2,092
State Total				97,222	93,233	96	4,007
<b>RHODE ISLAND</b>							
Superior	G	D	A	6,308	6,584	104	825
District	L	A	B	29,092 B	27,798 B	96	3,804
State Total				35,400 *	34,382 *	97	4,628
<b>SOUTH CAROLINA</b>							
Circuit	G	B	A	114,501	118,063	103	4,256
Magistrate	L	B	E	183,708 C	182,741 C	99	6,828
Municipal	L	B	E	77,932	77,281	99	2,897
State Total				376,141 *	378,085 *	101	13,980

(continued on next page)

TABLE 10: Reported Total State Trial Court Criminal Caseload, 1993 (continued)

State/Court name:	Jurisdiction	Unit of count	Point of filing	Total criminal filings and qualifying footnotes	Total criminal dispositions and qualifying footnotes	Dispositions as a percentage of filings	Filings per 100,000 adult population
<b>SOUTH DAKOTA</b>							
Circuit	G	A	B	28,408	25,407	89	5,606
<b>TENNESSEE</b>							
Circuit, Criminal, and Chancery General Sessions	G	Z	A	65,785 A	60,005 A	91	1,717
Municipal	L	M	M	NA	NA		
State Total	L	M	M	NA	NA		
<b>TEXAS</b>							
District	G	B	A	173,527	172,900	100	1,351
County-level	L	B	F	476,378	391,801 A		3,708
Justice of the Peace	L	A	B	516,012 A	400,166 A	78	4,016
Municipal	L	A	B	737,916 A	474,149 A	64	5,743
State Total				1,903,833 *	1,439,016 *		14,818
<b>UTAH</b>							
District	G	J	A	7,504 B	4,920 B	66	628
Circuit	L	B	A	43,988 C	41,629 C	95	3,682
Justice	L	B	B	30,910 C	27,446 C	89	2,587
State Total				82,402 *	73,995 *	90	6,898
<b>VERMONT</b>							
District Superior	G	D	C	15,899	16,339	103	3,683
State Total	G	B	A	0	4		
				15,899	16,343	103	3,683
<b>VIRGINIA</b>							
Circuit	G	A	A	112,179 B	111,030 B	99	2,288
District	L	A	E	411,121 A	429,898 A	105	8,385
State Total				523,300 *	540,928 *	103	10,673
<b>WASHINGTON</b>							
Superior District	G	D	F	29,765	28,484	96	771
Municipal	L	C	B	127,009 A	129,255 A	102	3,288
State Total	L	C	B	80,222 A	93,352 A		2,077
				236,996 *	251,091 *		6,136
<b>WEST VIRGINIA</b>							
Circuit	G	J	A	8,907	8,911	100	643
Magistrate	L	J	E	116,505	122,776	105	8,407
Municipal	L	A	B	NA	NA		
State Total							
<b>WISCONSIN</b>							
Circuit	G	D	C	92,647 A	68,529 A	74	2,506
Municipal	L	A	B	NA	13,859 A		
State Total				82,388 *			
<b>WYOMING</b>							
District	G	J	A	1,835 A	1,634 A	89	553
County	L	J	B	10,416 A	NA		3,140
Justice of the Peace	L	J	B	NA	NA		
Municipal	L	A	B	NA	NA		
State Total							

(continued on next page)



TABLE 10: Reported Total State Trial Court Criminal Caseload, 1993 (continued)

**NOTE:** All state trial courts with criminal jurisdiction are listed in the table regardless of whether caseload data are available. Blank spaces in the table indicate that a particular calculation, such as the total state caseload, is not appropriate. State total "filings per 100,000 population" may not equal the sum of the filing rates for the individual courts due to rounding.

NA = Data are not available.

**JURISDICTION CODES:**

G = General Jurisdiction

L = Limited Jurisdiction

**UNIT OF COUNT CODES:**

M = Missing data

I = Data element is inapplicable

A = Single defendant—single charge

B = Single defendant—single incident (one/more charges)

C = Single defendant—single incident/maximum number charges (usually two)

D = Single defendant—one/more incidents

E = Single defendant—content varies with prosecutor

F = One/more defendants—single charge

G = One/more defendants—single incident (one/more charges)

H = One/more defendants—single incident/maximum number charges (usually two)

J = One/more defendants—one/more incidents

K = One/more defendants—content varies with prosecutor

L = Inconsistent during reporting year

Z = Both the defendant and charge components vary within the state

**POINT OF FILING CODES:**

M = Missing data

I = Data element is inapplicable

A = At the filing of the information/indictment

B = At the filing of the complaint

C = When defendant enters plea/initial appearance

D = When docketed

E = At issuing of warrant

F = At filing of information/complaint

G = Varies (at filing of the complaint, information, indictment)

**QUALIFYING FOOTNOTES:**

The absence of a qualifying footnote indicates that data are complete.

- See the qualifying footnote for each court within the state. Each footnote has an effect on the state's total.

A: The following courts' data are incomplete:

Alabama—District Court—Total **criminal** filed data do not include **DWI/DUI** cases.

Alaska—Superior Court—Total **criminal** filed and disposed data do not include **criminal appeals** cases.

California—Superior Court—Total **criminal** filed and disposed data do not include partial data from 14 courts.

Delaware—Court of Common Pleas—Total **criminal** filed data do not include most **misdemeanor** cases.

—Justice of the Peace Court—Total **criminal** filed and disposed data do not include **DWI/DUI** cases.

District of Columbia—Superior Court—Total **criminal** filed and disposed data do not include **DWI/DUI** cases.

Georgia—Magistrate Court—Total **criminal** filed and disposed data do not include any cases from 19 counties, and partial data from 13 counties.

—Probate Court—Total **criminal** filed and disposed data do not include any cases from 32 of 159 counties, partial data from nine counties, and do not include **DWI/DUI** cases which are reported with **traffic/other violation** data, and are less than 75% complete.

Hawaii—District Court—Total **criminal** filed and disposed data do not include some **misdemeanor** cases.

Indiana—Superior and Circuit Courts—Total **criminal** filed and disposed data do not include **criminal appeals** cases.

Iowa—District Court—Total **criminal** filed and disposed data do not include some **misdemeanor** cases.

Kansas—Municipal Court—Total **criminal** filed and disposed data do not include partial year data from 19 courts.

Massachusetts—Trial Court of the Commonwealth—Total **criminal** filed data do not include some **misdemeanor** cases.

Nevada—District Court—Total **criminal** filed data do not include **felony, misdemeanor, DWI/DUI, and miscellaneous criminal** cases and are less than 75% complete.

North Dakota—County Court—Total **criminal** filed and disposed data do not include **criminal appeals** and **miscellaneous criminal** cases.

Oregon—Circuit Court—Total **criminal** filed and disposed data do not include **criminal appeals** cases.

Pennsylvania—Court of Common Pleas—Total **criminal** filed and disposed data do not include some **criminal appeals** cases.

—Philadelphia Municipal Court—Total **criminal** filed and disposed data do not include some **misdemeanor** cases.

Tennessee—Circuit, Criminal, and Chancery Courts—Total **criminal** filed and disposed data do not include **miscellaneous criminal** cases.

Texas—County-level Court—Total **criminal** disposed data do not include some **criminal appeals** cases.

—Justice of the Peace Court—Total **criminal** filed and disposed data represent a reporting rate of 90%.

—Municipal Court—Total **criminal** filed and disposed data represent a reporting rate of 94%.

(continued on next page)

TABLE 10: Reported Total State Trial Court Criminal Caseload, 1993 (continued)

Virginia—District Court—Total **criminal** filed and disposed data do not include **DWI/DUI** cases.

Washington—District Court—Total **criminal** filed and disposed data do not include cases from several districts.

—Municipal Court—Total **criminal** filed and disposed data do not include cases from several courts. Disposed data also do not include cases from Seattle Municipal Court (which handled more than half the filings statewide) and are less than 75% complete.

Wisconsin—Circuit Court—Total **criminal** filed and disposed data do not include **criminal appeals** and uncontested first offense **DWI/DUI** cases.

—Municipal Court—Total **criminal** disposed data do not include some **DWI/DUI** cases, and represent a reporting rate of 90%.

Wyoming—District Court—Total **criminal** filed and disposed data do not include cases from one county that did not report.

—County Court—Total **criminal** filed data do not include reopened **misdemeanor** and reopened **DWI/DUI** cases.

**B:** The following courts' data are overinclusive:

Alabama—Circuit Court—Total **criminal** filed and disposed data include some **postconviction remedy proceedings**.

—District Court—Total **criminal** filed and disposed data include **preliminary hearing proceedings**.

Alaska—District Court—Total **criminal** filed and disposed data include some **moving traffic violation** cases and all **ordinance violation** cases.

Arkansas—City Court—Total **criminal** filed and disposed data include **ordinance violation** cases.

Colorado—District, Denver Juvenile, and Denver Probate Courts—Total **criminal** filed and disposed data include extraditions, revocations, parole, and release from commitment hearings.

—County Court—Total **criminal** filed data include some **preliminary hearing proceedings**.

Delaware—Superior Court—Total **criminal** filed and disposed data include **postconviction remedy proceedings**.

—Alderman's Court—Total **criminal** filed and disposed data include **ordinance violation** cases.

Georgia—Superior Court—Total **criminal** filed and disposed data include all **traffic/other violation** cases.

Indiana—City and Town Courts—Total **criminal** filed and disposed data include some **ordinance violation** and some unclassified **traffic** cases.

Kentucky—District Court—Total **criminal** filed and disposed data include **ordinance violation** cases and **sentence review only proceedings**.

Maryland—Circuit Court—Total **criminal** filed and disposed data include some **postconviction remedy** and **sentence review only proceedings**.

Michigan—District Court—Total **criminal** filed and disposed data include **ordinance violation** cases.

—Municipal Court—Total **criminal** filed and disposed data include **ordinance violation** cases.

Minnesota—District Court—Total **criminal** filed and disposed data include **ordinance violation** cases.

Mississippi—County Court—Total **criminal** filed data include **preliminary hearing proceedings**.

Nebraska—District Court—Total **criminal** filed and disposed data include **civil appeals** cases.

—County Court—Total **criminal** filed and disposed data include **ordinance violation** cases.

New Mexico—Metropolitan Court of Bernalillo County—Total **criminal** filed and disposed data include **ordinance violation** cases.

New York—District and City Courts—Total **criminal** filed and disposed data include **ordinance violation** cases.

Ohio—County Court—Total **criminal** filed and disposed data include **ordinance violation** cases.

—Municipal Court—Total **criminal** filed and disposed data include **ordinance violation** cases.

Oklahoma—District Court—Total **criminal** filed and disposed data include **ordinance violation** cases.

Pennsylvania—Pittsburgh City Magistrates Court—Total **criminal** filed data include **ordinance violation** cases.

Rhode Island—District Court—Total **criminal** filed and disposed data include **moving traffic violation** and **ordinance violation** cases.

Utah—District Court—Total **criminal** filed and disposed data include some **postconviction remedy** and **sentence review only proceedings**.

Virginia—Circuit Court—Total **criminal** filed and disposed data include **ordinance violation** cases.

**C:** The following courts' data are incomplete and overinclusive:

Alabama—Municipal Court—Total **criminal** filed and disposed data include **ordinance violation** cases, but do not include data that were unavailable from 96 municipalities. Disposed data also do not include acquittals and nolle prosequi dispositions for **DWI/DUI** cases.

Arkansas—Municipal Court—Total **criminal** filed and disposed data include **ordinance violation** cases, but do not include data from several municipalities.

California—Justice Court—Total **criminal** filed and disposed data include some **ordinance violation** cases, but do not include **DWI/DUI** cases and partial data from seven courts.

—Municipal Court—Total **criminal** filed and disposed data include some **ordinance violation** cases, but do not include **DWI/DUI** cases, and partial data from three courts.

Colorado—County Court—Total **criminal** disposed data include some **preliminary hearing proceedings**, but do not include **DWI/DUI** cases and data from Denver County Court.

(continued on next page)

TABLE 10: Reported Total State Trial Court Criminal Caseload, 1993 (continued)

Connecticut—Superior Court—Total **criminal** filed data include **ordinance violation** cases, but do not include **DWI/DUI** cases.

Delaware—Municipal Court of Wilmington—Total **criminal** filed and disposed data include **ordinance violation** cases and preliminary hearings, but do not include most **DWI/DUI** cases.

Georgia—State Court—Total **criminal** filed data include some **traffic/other violation** cases, but do not include some **DWI/DUI** and **misdemeanor** cases, and data from 26 courts, and are less than 75% complete. Disposed data include some **traffic/other violation** cases, but do not include some **DWI/DUI** and **misdemeanor** cases, and data from 28 courts, and are less than 75% complete.

Illinois—Circuit Court—Total **criminal** filed and disposed data include some **ordinance violation** cases. Filed data do not include **DWI/DUI** cases for courts downstate; disposed data do not include any **DWI/DUI** cases.

Maine—Superior Court—Total **criminal** filed and disposed data include **ordinance violation** cases, and **postconviction remedy** and **sentence review only proceedings**, but do not include **DWI/DUI** and some **criminal appeals** cases.

—District Court—Total **criminal** filed and disposed data include **preliminary hearing proceedings** and some **ordinance violation** cases, but do not include **DWI/DUI** and some **misdemeanor** cases, and are less than 75% complete.

Massachusetts—Trial Court of the Commonwealth—Total **criminal** disposed data include some **moving traffic violation** cases, but do not include some cases from the Boston Municipal, Juvenile, District, and Housing Court Departments.

New Mexico—Magistrate Court—Total **criminal** filed and disposed data include some **traffic** cases, but do not include some cases due to incomplete reporting by several counties.

North Carolina—District Court—Total **criminal** filed and disposed data include some **ordinance violation** cases, but do not include **DWI/DUI** cases.

South Carolina—Magistrate Court—Total **criminal** filed and disposed data include **miscellaneous juvenile** cases, but do not include **DWI/DUI** cases. (Filed data were estimated using percentages provided by the AOC.)

Utah—Circuit Court—Total **criminal** filed and disposed data include **postconviction remedy proceedings**, but do not include some **miscellaneous criminal** cases.

—Justice Court—Total **criminal** filed and disposed data include some **moving traffic violation** cases, but represent a reporting rate of 89%.

**TABLE 11: Reported Total State Trial Court Traffic/Other Violation Caseload, 1993**

<u>State/court name:</u>	<u>Jurisdiction</u>	<u>Parking</u>	<u>Total traffic filings and qualifying footnotes</u>	<u>Total traffic dispositions and qualifying footnotes</u>	<u>Dispositions as a percentage of filings</u>	<u>Filings per 100,000 total population</u>
<b>ALABAMA</b>						
District	L	1	238,367	213,770		5,694
Municipal	L	1	163,245 A	108,915 A	67	3,899
State Total			401,632 *	322,685 *		9,593
<b>ALASKA</b>						
District	L	3	58,700 A	58,700 A	100	9,797
<b>ARIZONA</b>						
Justice of the Peace	L	1	356,364	356,364	100	9,054
Municipal	L	1	735,817	726,954	99	18,694
State Total			1,092,181	1,081,588	99	
<b>ARKANSAS</b>						
City	L	1	22,370 A	12,760 A	57	923
Municipal	L	1	414,475 A	272,919 A	66	17,096
Police	L	1	NA	NA		
State Total						
<b>CALIFORNIA</b>						
Justice	L	3	295,333 C	252,992 C	86	946
Municipal	L	3	11,566,398 C	10,450,590 C	90	37,059
State Total			11,861,731 *	10,703,582 *	90	
<b>COLORADO</b>						
County	L	2	368,359	210,224 C		10,330
Municipal	L	1	NA	NA		
State Total						
<b>CONNECTICUT</b>						
Superior	G	6	192,721 C	201,328		5,880
<b>DELAWARE</b>						
Alderman's	L	4	25,301 A	25,231 A	100	3,613
Court of Common Pleas	L	2	42,133 B	53,034 B		6,017
Family	L	2	451	426	94	64
Justice of the Peace	L	2	223,809	217,906	97	31,960
Municipal Court of Wilmington	L	5	26,818 C	27,162 C	101	3,830
State Total			318,512 *	323,759 *	102	
<b>DISTRICT OF COLUMBIA</b>						
Superior	G	6	18,051	17,486 B	97	3,121
<b>FLORIDA</b>						
County	L	5	3,079,353	2,612,554	85	22,512
<b>GEORGIA</b>						
Superior	G	2	NA	NA		
County Recorder's	L	1	NA	NA		
Juvenile	L	2	15,167 A	11,264 A	74	219
Magistrate	L	2	41,088 A	29,895 A	73	594
Municipal and City of Atlanta	L	1	NA	NA		
Probate	L	2	148,166 C	140,437 C	95	2,142
State	L	2	218,915 C	198,125 C		3,165
State Total						

(continued on next page)

TABLE 11: Reported Total State Trial Court Traffic/Other Violation Caseload, 1993 (continued)

State/court name:	Jurisdiction	Parking	Total traffic filings and qualifying footnotes	Total traffic dispositions and qualifying footnotes	Dispositions as a percentage of filings	Filings per 100,000 total population
<b>HAWAII</b>						
Circuit	G	2	581	499	86	50
District	L	4	657,732 B	602,906 B	92	56,140
State Total			658,313 *	603,405 *	92	
<b>IDAHO</b>						
District	G	3	217,937 A	214,231 A	98	19,829
<b>ILLINOIS</b>						
Circuit	G	4	2,807,229 C	2,972,172 C		23,999
<b>INDIANA</b>						
Superior and Circuit	G	3	293,143	293,638	100	5,131
City and Town	L	3	203,284 A	186,572 A	92	3,558
County	L	4	165,307	154,205	93	2,894
Municipal Court of Marion County	L	3	18,582	23,525	127	325
State Total			680,316 *	657,940 *	97	
<b>IOWA</b>						
District	G	3	688,990 B	963,557 B	101	24,484
<b>KANSAS</b>						
District	G	4	206,818 A	207,822 A	100	8,172
Municipal	L	1	444,842 A	414,965 A	93	17,578
State Total			651,660 *	622,787 *	96	
<b>KENTUCKY</b>						
District	L	3	292,434 A	290,954 A	99	7,718
<b>LOUISIANA</b>						
District	G	1	282,976	NA		6,588
City and Parish	L	1	545,387	447,779	82	12,697
Justice of the Peace	L	1	NA	NA		
Mayor's	L	1	NA	NA		
State Total						
<b>MAINE</b>						
Superior	G	2	2,740 C	2,835 C	103	221
District	L	4	146,663 C	35,947 C	25	11,833
State Total			149,403 *	38,782 *	26	
<b>MARYLAND</b>						
District	L	1	884,314	822,136 A		17,811
<b>MASSACHUSETTS</b>						
Trial Court of the Commonwealth	G	1	484,959 B	183,826 C		8,066
<b>MICHIGAN</b>						
District	L	4	2,055,246 A	1,994,046 A	97	21,685
Municipal	L	4	26,743 A	27,439 A	103	282
Probate	L	2	17,821	NA		188
State Total			2,099,810 *			
<b>MINNESOTA</b>						
District	G	4	1,371,679 A	1,333,695 A	97	30,364

(continued on next page)

TABLE 11: Reported Total State Trial Court Traffic/Other Violation Caseload, 1993 (continued)

State/court name:	Jurisdiction	Parking	Total traffic filings and qualifying footnotes	Total traffic dispositions and qualifying footnotes	Dispositions as a percentage of filings	Filings per 100,000 total population
<b>MISSISSIPPI</b>						
Municipal	L	1	NA	NA		
<b>MISSOURI</b>						
Circuit	G	2	363,798 A	386,047 A	106	6,951
Municipal	L	1	NA	NA		
State Total						
<b>MONTANA</b>						
City	L	1	NA	NA		
Justice of the Peace	L	1	NA	NA		
Municipal	L	1	NA	NA		
State Total						
<b>NEBRASKA</b>						
County	L	1	236,013 A	250,055 A	106	14,685
<b>NEVADA</b>						
Justice	L	1	NA	NA		
Municipal	L	1	NA	NA		
State Total						
<b>NEW HAMPSHIRE</b>						
District	L	4	160,846	NA		14,293
Municipal	L	4	1,368	NA		122
State Total			162,214			
<b>NEW JERSEY</b>						
Municipal	L	4	5,279,833	5,668,977	107	67,010
<b>NEW MEXICO</b>						
Magistrate	L	3	107,491 C	90,515 C	84	6,650
Metropolitan Ct. of Bernalillo County	L	3	171,402 A	155,251 A	91	10,603
Municipal	L	1	NA	NA		
State Total						
<b>NEW YORK</b>						
Criminal Court of the City of New York	L	2	107,529 A	94,596 A	88	591
District and City	L	4	869,215 A	869,215 A	100	4,777
Town and Village Justice	L	1	NA	NA		
State Total						
<b>NORTH CAROLINA</b>						
District	L	6	1,155,851 C	1,167,804 C	101	16,642
<b>NORTH DAKOTA</b>						
District	G	4	437	NA		69
County	L	1	58,515 A	58,515 A	100	9,216
Municipal	L	1	NA	32,954 C		
State Total						
<b>OHIO</b>						
Court of Common Pleas	G	2	104,487	103,993	100	942
County	L	5	177,182 A	177,117 A	100	1,597
Mayor's	L	1	NA	NA		
Municipal	L	5	1,517,532 A	1,518,865 A	100	13,682
State Total						

(continued on next page)

TABLE 11: Reported Total State Trial Court Traffic/Other Violation Caseload, 1993 (continued)

State/court name:	Jurisdiction	Parking	Total traffic filings and qualifying footnotes	Total traffic dispositions and qualifying footnotes	Dispositions as a percentage of filings	Filings per 100,000 total population
<b>OKLAHOMA</b>						
District	G	2	162,595 A	161,292 A	99	5,032
Municipal Court Not of Record	L	1	NA	NA		
Municipal Criminal Court of Record	L	1	NA	NA		
State Total						
<b>OREGON</b>						
District	L	1	265,023 A	283,189 A	107	8,741
Justice	L	3	NA	NA		
Municipal	L	3	NA	NA		
State Total						
<b>PENNSYLVANIA</b>						
District Justice	L	4	NA	NA		
Philadelphia Municipal	L	2	28,440 B	28,328 B	100	236
Philadelphia Traffic	L	1	189,418 A	182,754 A		1,572
Pittsburgh City Magistrates	L	4	360,939 A	NA		2,996
State Total						
<b>PUERTO RICO</b>						
District	L	2	68,776	66,593	97	1,899
<b>RHODE ISLAND</b>						
District	L	2	NA	NA		
Municipal	L	1	NA	NA		
Administrative Adjudication	L	1	NA	NA		
State Total						
<b>SOUTH CAROLINA</b>						
Family	L	2	NA	NA		
Magistrate	L	4	603,288 C	600,147 C	99	16,561
Municipal	L	4	319,746	317,014	99	8,778
State Total						
<b>SOUTH DAKOTA</b>						
Circuit	G	3	130,542	130,542	100	18,248
<b>TENNESSEE</b>						
Circuit, Criminal, and Chancery	G	2	NA	NA		
General Sessions	L	1	NA	NA		
Municipal	L	1	NA	NA		
State Total						
<b>TEXAS</b>						
County-level	L	2	20,083	94,882 B		111
Justice of the Peace	L	4	1,572,215 A	1,536,637 A	98	8,719
Municipal	L	4	5,548,630 A	4,557,998 A	82	30,772
State Total			7,140,928 *	6,189,517 *		
<b>UTAH</b>						
Circuit	L	4	129,127 B	128,599 B	100	6,944
Justice	L	4	204,214 A	192,412 A	94	10,982
Juvenile	L	2	1,383	1,165	84	74
State Total			334,824 *	322,176 *	96	

(continued on next page)

TABLE 11: Reported Total State Trial Court Traffic/Other Violation Caseload, 1993 (continued)

State/court name:	Jurisdiction	Parking	Total traffic filings and qualifying footnotes	Total traffic dispositions and qualifying footnotes	Dispositions as a percentage of filings	Filings per 100,000 total population
VERMONT						
District	G	2	2,348	2,593	110	408
VIRGINIA						
Circuit	G	2	NA	NA		
District	L	4	1,526,556 B	1,544,920 B	101	23,519
State Total						
WASHINGTON						
District	L	4	674,216 A	779,082 A		12,829
Municipal	L	4	1,102,874 A	501,823 A		20,986
State Total			1,777,090 *	1,280,905 *		
WEST VIRGINIA						
Magistrate	L	2	122,195	116,713	96	6,714
Municipal	L	1	NA	NA		
State Total						
WISCONSIN						
Circuit	G	3	519,982 B	446,753 C		10,321
Municipal	L	3	NA	439,679 C		
State Total				886,432 *		
WYOMING						
County	L	1	81,958 B	92,747 B	113	17,429
Justice of the Peace	L	1	NA	NA		
Municipal	L	1	NA	NA		
State Total						

**NOTE:** Parking violations are defined as part of the traffic/other violation caseload. However, states and courts within a state differ to the extent in which parking violations are processed through the courts. A code opposite the name of each court indicates the manner in which parking cases are reported by the court. Qualifying footnotes in Table 11 do not repeat the information provided by the code, and, thus, refer only to the status of the statistics on moving traffic, miscellaneous traffic, and ordinance violations. All state trial courts with traffic/other violation jurisdiction are listed in the table regardless of whether caseload data are available. Blank spaces in the table indicate that a particular calculation, such as the total state caseload, is not appropriate. State total "filings per 100,000 population" may not equal the sum of the filing rates for the individual courts due to rounding.

NA = Data are not available.

**JURISDICTION CODES:**

- G = General Jurisdiction
- L = Limited Jurisdiction

**PARKING CODES:**

- 1 = Parking data are unavailable
- 2 = Court does not have parking jurisdiction
- 3 = Only contested parking cases are included
- 4 = Both contested and uncontested parking cases are included
- 5 = Parking cases are handled administratively
- 6 = Uncontested parking cases are handled administratively; contested parking cases are handled by the court

**QUALIFYING FOOTNOTES:**

The absence of a qualifying footnote indicates that data are complete.

- \* See the qualifying footnote for each court within the state. Each footnote has an effect on the state's total.

(continued on next page)



TABLE 11: Reported Total State Trial Court Traffic/Other Violation Caseload, 1993 (continued)

<p>A: The following courts' data are incomplete:</p> <p>Alabama—Municipal Court—Total <b>traffic/other violation</b> data do not include <b>ordinance violation</b> cases and represent data from 161 of 257 municipalities.</p> <p>Alaska—District Court—Total <b>traffic/other violation</b> filed and disposed data do not include some <b>moving traffic violation</b> cases and all <b>ordinance violation</b> cases.</p> <p>Arkansas—City Court—Total <b>traffic/other violation</b> filed and disposed data do not include <b>ordinance violation</b> cases. —Municipal Court—Total <b>traffic/other violation</b> filed and disposed data do not include <b>ordinance violation</b> cases and are missing all data from several municipalities.</p> <p>Delaware—Alderman's Court—Total <b>traffic/other violation</b> filed and disposed data do not include <b>ordinance violation</b> cases.</p> <p>Georgia—Juvenile Court—Total <b>traffic/other violation</b> filed data do not include cases from nine counties. Disposed data do not include cases from 11 counties, and are less than 75% complete. —Magistrate Court—Total <b>traffic/other violation</b> filed and disposed data do not include any cases from 19 counties, and partial data from 13 counties.</p> <p>Idaho—District Court—Total <b>traffic/other violation</b> filed and disposed data do not include <b>parking</b> cases.</p> <p>Indiana—City and Town Courts—Total <b>traffic/other violation</b> filed and disposed data do not include some <b>ordinance violation</b> and some unclassified traffic cases.</p> <p>Kansas—District Court—Total <b>traffic/other violation</b> filed and disposed data do not include juvenile <b>traffic</b> cases. —Municipal Court—Total <b>traffic/other violation</b> filed and disposed data do not include <b>parking</b> cases, and partial year data from several courts.</p> <p>Kentucky—District Court—Total <b>traffic/other violation</b> filed and disposed data do not include <b>ordinance violation</b> cases.</p> <p>Maryland—District Court—Total <b>traffic/other violation</b> disposed data do not include <b>parking</b> and <b>ordinance violation</b> cases.</p> <p>Michigan—District Court—Total <b>traffic/other violation</b> filed and disposed data do not include <b>ordinance violation</b> and <b>parking</b> cases. —Municipal Court—Total <b>traffic/other violation</b> filed and disposed data do not include <b>ordinance violation</b> and <b>parking</b> cases.</p> <p>Minnesota—District Court—Total <b>traffic/other violation</b> filed and disposed data do not include <b>ordinance violation</b> cases.</p> <p>Missouri—Circuit Court—Total <b>traffic/other violation</b> filed and disposed data do not include those <b>ordinance violation</b> cases heard by municipal judges.</p> <p>Nebraska—County Court—Total <b>traffic/other violation</b> filed and disposed data do not include <b>ordinance violation</b> and <b>parking</b> cases.</p> <p>New Mexico—Metropolitan Court of Bernalillo County—Total <b>traffic/other violation</b> filed and disposed data do not include <b>ordinance violation</b> and <b>miscellaneous traffic</b> cases, and are less than 75% complete.</p>	<p>New York—Criminal Court of the City of New York—Total <b>traffic/other violation</b> filed and disposed data do not include <b>moving traffic, miscellaneous traffic</b>, and some <b>ordinance violation</b> cases and are less than 75% complete. —District and City Courts—Total <b>traffic/other violation</b> filed and disposed data do not include <b>ordinance violation</b> cases.</p> <p>North Dakota—County Court—Total <b>traffic/other violation</b> filed and disposed data do not include <b>ordinance violation</b> and <b>parking</b> cases, and are less than 75% complete.</p> <p>Ohio—County Court—Total <b>traffic/other violation</b> filed and disposed data do not include <b>ordinance violation</b> cases. —Municipal Court—Total <b>traffic/other violation</b> filed and disposed data do not include <b>ordinance violation</b> cases.</p> <p>Oklahoma—District Court—Total <b>traffic/other violation</b> filed and disposed data do not include <b>ordinance violation</b> cases.</p> <p>Oregon—District Court—Total <b>traffic/other violation</b> filed and disposed data do not include <b>parking</b> cases.</p> <p>Pennsylvania—Philadelphia Traffic Court—Total <b>traffic/other violation</b> filed and disposed data do not include <b>ordinance violation, parking, and miscellaneous traffic</b> cases, and are less than 75% complete. —Pittsburgh City Magistrates Court—Total <b>traffic/other violation</b> filed data do not include <b>ordinance violation</b> cases.</p> <p>Texas—Justice of the Peace Court—Total <b>traffic/other violation</b> filed and disposed data represent a reporting rate of 90%. —Municipal Court—Total <b>traffic/other violation</b> filed and disposed data represent a reporting rate of 94%.</p> <p>Utah—Justice Court—Total <b>traffic/other violation</b> filed and disposed data do not include some <b>moving traffic violation</b> cases, and represent a reporting rate of 89%.</p> <p>Washington—District Court—Total <b>traffic/other violation</b> filed and disposed data do not include cases from several districts. —Municipal Court—Total <b>traffic/other violation</b> filed and disposed data do not include cases from several courts. Disposed data also do not include cases from Seattle Municipal Court, which handled more than one-half of the total case filings for the municipal courts statewide. Disposed data are therefore less than 75% complete.</p>
<p>B: The following courts' data are overinclusive:</p> <p>Alabama—District Court—Total <b>traffic/other violation</b> filed data include <b>DWI/DUI</b> cases.</p> <p>Delaware—Court of Common Pleas—Total <b>traffic/other violation</b> filed data include most <b> misdemeanor</b> cases. Disposed data include all <b>felony and misdemeanor</b> cases.</p> <p>District of Columbia—Superior Court—Total <b>traffic/other violation</b> disposed data include <b>DWI/DUI</b> cases.</p> <p>Hawaii—District Court—Total <b>traffic/other violation</b> filed and disposed data include some <b>misdemeanor</b> cases.</p> <p>Iowa—District Court—Total <b>traffic/other violation</b> filed and disposed data include some <b>misdemeanor</b> cases.</p>	<p>(continued on next page)</p>

TABLE 11: Reported Total State Trial Court Traffic/Other Violation Caseload, 1993 (continued)

<p>Massachusetts—Trial Court of the Commonwealth—Total <b>traffic/other violation</b> filed data include some <b>misdemeanor</b> cases.</p> <p>Pennsylvania—Philadelphia Municipal Court—Total <b>traffic/other violation</b> filed and disposed data include <b>miscellaneous domestic relations</b> and some <b>misdemeanor</b> cases.</p> <p>Texas—County-level Court—Total <b>traffic/other violation</b> disposed data include some <b>criminal appeals</b> cases.</p> <p>Utah—Circuit Court—Total <b>traffic/other violation</b> filed and disposed data include some <b>miscellaneous criminal</b> cases.</p> <p>Virginia—District Court—Total <b>traffic/other violation</b> filed and disposed data include <b>DWI/DUI</b> cases.</p> <p>Wisconsin—Circuit Court—Total <b>traffic/other violation</b> filed data include uncontested first offense <b>DWI/DUI</b> cases.</p> <p>Wyoming—County Court—Total <b>traffic/other violation</b> filed data include reopened <b>misdemeanor</b> and reopened <b>DWI/DUI</b> cases. Disposed data include all <b>misdemeanor</b> and all <b>DWI/DUI</b> cases.</p>	<p>—State Court—Total <b>traffic/other violation</b> filed and disposed data include some <b>DWI/DUI</b> and <b>misdemeanor</b> cases, but filed data do not include cases from 22 of 62 courts, and are less than 75% complete. Disposed data do not include cases from 23 courts.</p> <p>Illinois—Circuit Court—Total <b>traffic/other violation</b> filed data include some <b>DWI/DUI</b> cases, but do not include some <b>ordinance violation</b> cases. Disposed data include all <b>DWI/DUI</b> cases, but do not include some <b>ordinance violation</b> cases.</p> <p>Maine—Superior Court—Total <b>traffic/other violation</b> filed and disposed data include <b>DWI/DUI</b> and some <b>criminal appeals</b> cases, but do not include <b>ordinance violation</b> cases.</p> <p>—District Court—Total <b>traffic/other violation</b> filed and disposed data include <b>DWI/DUI</b> and some <b>misdemeanor</b> cases, but do not include some <b>ordinance violation</b> cases. Disposed data also do not include cases disposed by the District Court Violations Bureau (DCVB).</p> <p>Massachusetts—Trial Court of the Commonwealth—Total <b>traffic/other violation</b> disposed data include some <b>misdemeanor</b> cases, but do not include <b>ordinance violation</b> and most <b>moving traffic</b> cases.</p> <p>New Mexico—Magistrate Court—Total <b>traffic/other violation</b> data include some <b>DWI/DUI</b> cases, but do not include some cases reported with <b>criminal</b> data and other cases due to incomplete reporting.</p> <p>North Carolina—District Court—Total <b>traffic/other violation</b> filed and disposed data include <b>DWI/DUI</b> cases, but do not include some <b>ordinance violation</b> cases.</p> <p>North Dakota—Municipal Court—Total <b>traffic/other violation</b> disposed data include <b>DWI/DUI</b> cases, but do not include <b>ordinance violation</b> and <b>parking</b> cases, and are less than 75% complete.</p> <p>South Carolina—Magistrate Court—Total <b>traffic/other violation</b> filed and disposed data include <b>DWI/DUI</b> cases, but do not include <b>ordinance violation</b> cases.</p> <p>Wisconsin—Circuit Court—Total <b>traffic/other violation</b> disposed data include some <b>DWI/DUI</b> cases, but do not include cases from District 1 (Milwaukee).</p> <p>—Municipal Court—Total <b>traffic/other violation</b> disposed data include <b>DWI/DUI</b> cases, and represent a reporting rate of 90%.</p>
<p>C: The following courts' data are incomplete and overinclusive:</p> <p>California—Justice Court—Total <b>traffic/other violation</b> filed and disposed data include <b>DWI/DUI</b> cases, but do not include some <b>ordinance violation</b> cases and partial data from seven courts.</p> <p>—Municipal Court—Total <b>traffic/other violation</b> filed and disposed data include <b>DWI/DUI</b> cases, but do not include some <b>ordinance violation</b> cases, and partial data from three courts.</p> <p>Colorado—County Court—Total <b>traffic/other violation</b> disposed data include <b>DWI/DUI</b> cases, but do not include data from Denver County Court.</p> <p>Connecticut—Superior Court—Total <b>traffic/other violation</b> filed data include <b>DWI/DUI</b> cases, but do not include <b>ordinance violation</b> cases.</p> <p>Delaware—Municipal Court of Wilmington—Total <b>traffic/other violation</b> filed and disposed data include most <b>DWI/DUI</b> cases, but do not include <b>ordinance violation</b> cases.</p> <p>Georgia—Probate Court—Total <b>traffic/other violation</b> filed and disposed data include <b>DWI/DUI</b> cases, but do not include data from 32 of 159 counties, partial data from nine counties, and are less than 75% complete.</p>	

**TABLE 12: Reported Total State Trial Court Juvenile Caseload, 1993**

<u>State/court name:</u>	<u>Jurisdiction</u>	<u>Point of filing</u>	<u>Total juvenile filings and qualifying footnotes</u>	<u>Total juvenile dispositions and qualifying footnotes</u>	<u>Dispositions as a percentage of filings</u>	<u>Filings per 100,000 juvenile population</u>
<b>ALABAMA</b>						
Circuit	G	A	21,482	20,534	96	1,996
District	L	A	29,987	27,374	91	2,786
State Total			51,469	47,908	93	
<b>ALASKA</b>						
Superior	G	C	1,878	1,415	75	993
District	L	I	90	68	76	48
State Total			1,968	1,483	75	
<b>ARIZONA</b>						
Superior	G	C	17,036	16,675	98	1,593
<b>ARKANSAS</b>						
Chancery and Probate	G	C	15,901	16,199	102	2,505
<b>CALIFORNIA</b>						
Superior	G	C	134,047 A	114,395 A	85	1,560
<b>COLORADO</b>						
District, Denver Juvenile, Denver Probate	G	A	22,117	17,372	79	2,358
<b>CONNECTICUT</b>						
Superior	G	F	14,836	14,178	96	1,915
<b>DELAWARE</b>						
Family	L	C	9,841 A	9,943 A		5,620
<b>DISTRICT OF COLUMBIA</b>						
Superior	G	B	6,728	7,892	117	5,850
<b>FLORIDA</b>						
Circuit	G	A	121,261	77,911	64	3,826
<b>GEORGIA</b>						
Juvenile	L	A	85,152 A	62,719 A	74	4,626
<b>HAWAII</b>						
Circuit	G	F	27,005	25,331	94	9,031
<b>IDAHO</b>						
District	G	C	12,684	12,126	96	3,815
<b>ILLINOIS</b>						
Circuit	G	C	40,238	37,570	93	1,312
<b>INDIANA</b>						
Probate	G	C	803 B	805 B	100	55
Superior and Circuit	G	C	34,419 B	33,774 B	98	2,343
State Total			35,222 *	34,579 *	98	
<b>IOWA</b>						
District	G	A	8,606	NA		1,172
<b>KANSAS</b>						
District	G	C	16,728 B	16,039 B	96	2,446

(continued on next page)

TABLE 12: Reported Total State Trial Court Juvenile Caseload, 1993 (continued)

State/court name:	Jurisdiction	Point of filing	Total juvenile filings and qualifying footnotes	Total juvenile dispositions and qualifying footnotes	Dispositions as a percentage of filings	Filings per 100,000 juvenile population
KENTUCKY						
District	L	C	49,865 B	41,515 B	83	5,134
LOUISIANA						
District	G	C	8,544	NA		687
Family and Juvenile	G	C	19,234	17,773	92	1,547
City and Parish	L	C	9,515	7,384	78	765
State Total			37,293			
MAINE						
District	L	C	5,219	4,937	95	1,700
MARYLAND						
Circuit	G	C	37,631	34,949	93	3,033
District	L	C	5,490	5,429	99	443
State Total			43,121	40,378	94	
MASSACHUSETTS						
Trial Court of the Commonwealth	G	C	46,228	16,544 C		3,319
MICHIGAN						
Probate	L	C	72,675	NA		2,900
MINNESOTA						
District	G	C	45,795	42,373	93	3,730
MISSISSIPPI						
Chancery	G	C	4,096	NA		541
County	L	C	10,129	NA		1,337
Family	L	C	964 B	NA		127
State Total			15,189 *			
MISSOURI						
Circuit	G	C	21,188	20,693	98	1,554
MONTANA						
District	G	C	1,579	1,391	88	681
NEBRASKA						
County	L	C	5,307	4,930	93	1,209
Separate Juvenile	L	C	3,483	NA		793
State Total			8,790			
NEVADA						
District	G	C	NA	NA		
NEW HAMPSHIRE						
District	L	C	8,146	NA		2,870
NEW JERSEY						
Superior	G	F	100,097	102,111	102	5,278
NEW MEXICO						
District	G	C	10,441	9,989	96	2,175
NEW YORK						
Family	L	C	56,016	60,099	107	1,254

(continued on next page)

TABLE 12: Reported Total State Trial Court Juvenile Caseload, 1993 (continued)

State/court name:	Jurisdiction	Point of filing	Total juvenile filings and qualifying footnotes	Total juvenile dispositions and qualifying footnotes	Dispositions as a percentage of filings	Filings per 100,000 juvenile population
NORTH CAROLINA District	L	C	33,949	34,230	101	1,992
NORTH DAKOTA District	G	C	10,467	11,182 B		6,082
OHIO Court of Common Pleas	G	E	143,257	140,254	98	5,010
OKLAHOMA District	G	G	9,598	8,010	83	1,104
OREGON Circuit	G	C	18,976	NA		2,429
PENNSYLVANIA Court of Common Pleas	G	F	63,044	61,791	98	2,195
PUERTO RICO Superior	G	C	11,859	9,842	83	
RHODE ISLAND Family	L	C	9,074	8,184	90	3,859
SOUTH CAROLINA Family	L	C	20,170 B	19,416 B	96	2,118
Magistrate	L	I	NA	NA		
State Total						
SOUTH DAKOTA Circuit	G	B	5,345	NA		2,561
TENNESSEE General Sessions	L	B	NA	NA		
Juvenile	L	B	70,662	89,444 B		5,572
State Total						
TEXAS District	G	C	18,199 A	18,372 A	101	351
County-level	L	C	4,403 A	4,179 A	95	85
State Total			22,602 *	22,551 *	100	
UTAH Juvenile	L	C	48,858	28,555	58	7,347
VERMONT Family	G	C	2,228	2,206	99	1,548
VIRGINIA District	L	C	127,826 B	122,366 B	96	8,051
WASHINGTON Superior	G	A	29,532	23,522	80	2,120
WEST VIRGINIA Circuit	G	C	7,113	6,786	95	1,638

(continued on next page)

TABLE 12: Reported Total State Trial Court Juvenile Caseload, 1993 (continued)

State/court name:	Jurisdiction	Point of filing	Total juvenile filings and qualifying footnotes	Total juvenile dispositions and qualifying footnotes	Dispositions as a percentage of filings	Filings per 100,000 juvenile population
WISCONSIN Circuit	G	C	46,960	30,700 A		3,500
WYOMING District	G	C	1,854 A	1,852 A	100	1,339

**NOTE:** All state trial courts with juvenile jurisdiction are listed in the table regardless of whether caseload data are available. Blank spaces in the table indicate that a particular calculation, such as the total state caseload, is not appropriate. State total "filings per 100,000 population" may not equal the sum of the filing rates for the individual courts due to rounding.

NA = Data are not available.

**JURISDICTION CODES:**

G = General Jurisdiction

L = Limited Jurisdiction

**POINT OF FILING CODES:**

M = Missing data

I = Data element is inapplicable

A = Filing of complaint

B = At initial hearing (intake)

C = Filing of petition

E = Issuance of warrant

F = At referral

G = Varies

**QUALIFYING FOOTNOTES:**

The absence of a qualifying footnote indicates that data are complete.

- See the qualifying footnote for each court within the state. Each footnote has an effect on the state's total.

A: The following courts' data are incomplete:

California—Superior Court—Total **juvenile** filed and disposed data do not include partial data from 14 courts.

Delaware—Family Court—Total **juvenile** filed and disposed data do not include **status offense** cases.

Georgia—Juvenile Court—Total **juvenile** filed data do not include cases from nine counties. Disposed data do not include cases from 11 counties.

C: The following courts' data are incomplete and overinclusive:

Massachusetts—Trial Court of the Commonwealth—Total **juvenile** disposed data include juvenile **traffic** cases from the District Court Department, but do not include most cases from the Juvenile Court Department and some cases from the District Court Department, and are less than 75% complete.

Texas—District Court—Total **juvenile** filed and disposed data do not include **child-victim petition** cases.

—County-level Court—Total **juvenile** filed and disposed data do not include **child-victim petition** cases and are less than 75% complete.

Wisconsin—Circuit Court—Total **juvenile** disposed data do not include cases from District 1 (Milwaukee).

Wyoming—District Court—Total **juvenile** filed and disposed data do not include cases from one county that did not report.

B: The following courts' data are overinclusive:

Indiana—Probate Court—Total **juvenile** filed and disposed data include **miscellaneous domestic relations** cases.

—Superior and Circuit Courts—Total **juvenile** filed and disposed data include some **support/custody** cases.

Kansas—District Court—Total **juvenile** filed and disposed data include juvenile **traffic/other violation** cases.

Kentucky—District Court—Total **juvenile** filed and disposed data include **paternity** cases.

Mississippi—Family Court—Total **juvenile** filed data include **adoption** and **paternity** cases.

North Dakota—District Court—Total **juvenile** disposed data include **traffic/other violation** cases.

South Carolina—Family Court—Total **juvenile** filed and disposed data include **traffic/other violation** cases.

Tennessee—Juvenile Court—Total **juvenile** disposed data are somewhat inflated. Disposed data are counted by number of actions rather than number of referrals. Data for this court are for 1992.

Virginia—District Court—Total **juvenile** filed and disposed data include some **domestic relations** cases.

**TABLE 13: Mandatory Caseload in State Appellate Courts, 1984-1993**

State/Court name:	Number of filings and qualifying footnotes									
	1984	1985	1986	1987	1988	1989	1990	1991	1992	1993
<b>States with one court of last resort and one intermediate appellate court</b>										
<b>ALASKA</b>										
Supreme Court	320	334	318	368	363	342	347	356	315	365
Court of Appeals	467	446	505	469	435	404	429	454	383	411
<b>ARIZONA</b>										
Supreme Court	105 A	81 A	118 A	116 A	112 A	159 A	92	100	83	94
Court of Appeals	2,753	2,843	3,352	3,451	3,902	3,858	4,491	4,746	4,603	3,722
<b>ARKANSAS</b>										
Supreme Court	479 C	439 C	411 C	459 C	400 C	443 C	482 C	534 C	512 C	514 C
Court of Appeals	855	846	951	949	899	1,079	1,096	1,200	1,021	1,129
<b>CALIFORNIA</b>										
Supreme Court	222 A	284 A	236 A	315 A	319 A	380 A	522	31	36	38
Courts of Appeal	10,118	10,252	10,035	9,985	10,954	11,542	13,012	13,024	14,763	14,308
<b>COLORADO</b>										
Supreme Court	256	200	205	214	197	205	228	202	198	170
Court of Appeals	1,580	1,626	1,862	1,930	1,946	2,012	2,269	2,147	2,201	2,209
<b>CONNECTICUT</b>										
Supreme Court	NA	NA	NA	58	86	274	281	302	254	158
Appellate Court	1,362 B	934 B	953 B	945	995	985	1,107	1,091	1,127	1,164
<b>FLORIDA</b>										
Supreme Court	587	597	629	581	510	642	617	662	649	706
District Cts. of Appeal	11,770	12,262	13,502	13,861	14,195	13,924	14,386	15,670	16,492	15,799
<b>GEORGIA</b>										
Supreme Court	663 B	692 B	616 B	640 B	639 B	674 B	690	696	706	613
Court of Appeals	2,070 B	1,946 B	2,666 B	2,071 B	2,306 B	2,361 B	2,384	2,265	2,455	2,601
<b>HAWAII</b>										
Supreme Court	471 B	496 B	604 B	616 B	715 B	650 B	489	688	541	916
Intermediate Ct. of App.	101	132	132	134	120	140	138	123	253	311
<b>IDAHO</b>										
Supreme Court	349 B	348 B	288 B	289 B	382 B	366 B	349 B	398 B	400 B	398 B
Court of Appeals	146	149	174	181	227	221	215	224	308	239
<b>ILLINOIS</b>										
Supreme Court	118	167	218	176	275	153	199	182	860	881
Appellate Court	7,134 B	7,611 B	7,550 B	7,954 B	8,119 B	8,139 B	8,191 B	8,785 B	9,126 B	9,116 B
<b>IOWA</b>										
Supreme Court	NA	NA	1,528	877 B	801 B	1,303	1,211	1,355	1,398	1,324
Court of Appeals	569	730	552	618	728	678	743	654	684	673
<b>KANSAS</b>										
Supreme Court	169	177	189	214	347	179	165	147	184	201
Court of Appeals	1,041 B	1,087 B	1,131 B	1,127 B	1,176 B	1,154 B	1,201 B	1,297 B	1,389 B	1,488 B
<b>KENTUCKY</b>										
Supreme Court	221	282	251	261	258	304	281	357	316	289
Court of Appeals	2,725	3,156	2,769	2,691	2,665	2,712	2,569	2,882	3,040	2,924

Number of dispositions and qualifying footnotes

1984	1985	1986	1987	1988	1989	1990	1991	1992	1993
347	287	355	291	394	298	349	306	405	303
449	406	589	429	403	431	387	389	457	440
111 A	87 A	70 A	86 A	79 A	133 A	162	122	97	88
2,598	2,953	3,445	3,372	3,240	3,478	3,659	4,095	4,026	4,815
448 C	451 C	404 C	416 C	457 C	421 C	448 C	508 C	512	506 C
827	895	840	983	827	978	1,016	1,199	1,126	1,064
NA	NA	NA	73 A	101 A	46 A	20 A	28	26	25
NA	NA	NA	10,669	10,577	13,886	14,584	12,880	16,688	14,574
NA	NA	NA	NA	NA	NA	NA	NA	NA	NA
1,411	1,396	1,590	1,602	2,028	2,193	2,105	2,192	2,335	2,269
NA	NA	NA	NA	NA	296	285	301	230	255
568 B	877 B	1,055 B	893	1,026	1,135	1,107	1,067	1,017	1,033
530	639	644	548	534	580	595	655	655	681
11,941	12,540	12,847	13,591	13,559	14,073	14,503	15,994	15,766	15,766
NA	NA	NA	NA	NA	NA	502	649	776	679
2,090 B	NA	NA	1,961 B	1,986 B	1,918 B	1,535	1,886	2,498	2,695
454 B	516 B	691 B	579 B	609 B	749 B	565	614	774	599
125	105	132	142	129	138	120	126	171	132
352 B	333 B	359 B	295 B	332 B	347 B	369 B	397 B	399 B	416 B
175	282	174	174	162	231	204	260	277	268
309	152	207	152	292	191	185	137	879	839
6,891 B	6,961 B	7,007 B	7,451 B	7,648 B	7,722 B	7,951 B	8,387 B	8,481 B	8,746 B
846 B	868 B	933 B	944 B	899 B	970 B	947 B	1,110	1,145	1,207
532	637	589	578	669	799	662	682	696	660
343	344	331	333	459	290	267	291	272	298
1,045 B	989 B	1,106 B	1,143 B	1,174 B	1,218 B	1,152 B	1,165 B	1,291	1,353
280	259	253	271	302	305	278	324	316	297
2,696	2,757	2,661	2,304	2,243	2,438	2,463	2,347	2,836	2,841

(continued on next page)



TABLE 13: Mandatory Caseload in State Appellate Courts, 1984-1993 (continued)

State/Court name:	Number of filings and qualifying footnotes									
	1984	1985	1986	1987	1988	1989	1990	1991	1992	1993
<b>LOUISIANA</b>										
Supreme Court	147 B	79 B	112	135	124	108	82	106	157	175
Courts of Appeal	3,870 B	3,578 B	3,695	3,846	3,967	3,562	3,835	3,782	4,008	4,007
<b>MARYLAND</b>										
Court of Appeals	220 B	218 B	238 B	233 B	242 B	205 B	261	259	222	253
Court of Spec. Appeals	1,777	1,642	1,644	1,714	1,754	1,841	2,006	2,035	1,956	2,031
<b>MASSACHUSETTS</b>										
Supreme Judicial Court	141	129	86	72	96	75	86	81	90	93
Appeals Court	1,375 B	1,301 B	1,352 B	1,434 B	1,394 B	1,451 B	1,568	1,527	1,871	1,814
<b>MICHIGAN</b>										
Supreme Court	5	3	4	5	4	4	2	2	5	2
Court of Appeals	4,796	5,187	NA	8,186 B	8,559 B	10,951 B	12,340 B	11,825 B	10,159 B	9,270 B
<b>MINNESOTA</b>										
Supreme Court	NA	NA	175	241	271	248	282	269	229	222
Court of Appeals	NA	NA	1,767	1,924	2,065	1,772	2,157	1,828	2,314	2,337
<b>MISSOURI</b>										
Supreme Court	NA	NA	NA	NA	219	227	247	371	257	291
Court of Appeals	2,852	3,166	3,147	3,055	3,315	3,659	3,565	3,706	3,826	4,032
<b>NEBRASKA</b>										
Supreme Court	1,002 B	997 B	1,014 B	1,196 B	1,103 B	1,497 B	1,207 B	834 B	40 B	32 B
Court of Appeals	NC	NC	NC	NC	NC	NC	NC	NC	2,041	1,103
<b>NEW JERSEY</b>										
Supreme Court	368	227	236	349	357	413	387	501	407	389
App. Div. of Super. Ct.	6,224 B	6,037 B	6,106 B	6,277 B	6,458 B	6,492 B	7,007	6,569	6,871	6,712
<b>NEW MEXICO</b>										
Supreme Court	322	303	325	320	296	368	297	310	232	236
Court of Appeals	572	662	671	604	648	777	797	768	756	778
<b>NORTH CAROLINA</b>										
Supreme Court	230	222	249	182	147	109	116	137	112	120
Court of Appeals	1,314 B	1,375 B	1,381 B	1,265 B	1,351 B	1,378 B	1,408	1,325	1,304	1,329
<b>NORTH DAKOTA</b>										
Supreme Court	370	338	377	382	367	397	429	456	377	403
Court of Appeals	NC	NC	NC	NC	9	0	13	0	14	6
<b>OHIO</b>										
Supreme Court	338	442	491	422	500	535	685	592	581	705
Court of Appeals	9,383	9,522	9,683	9,983	10,005	10,771	10,721	11,031	11,377	11,010
<b>OREGON</b>										
Supreme Court	205	180	145	176	192	217	194	197	230	172
Court of Appeals	3,828	3,981	4,146	4,305	3,739	3,795	4,584	5,123	5,102	4,410
<b>SOUTH CAROLINA</b>										
Supreme Court	479	451	519	511	624	463	602	339	587	417
Court of Appeals	404	391	351	440	307	448	370	425	383	585

Number of dispositions and qualifying footnotes

1984	1985	1986	1987	1988	1989	1990	1991	1992	1993
NA	NA	71	123	134	105	95	101	157	152
NA	NA	3,944	3,380	3,429	3,646	3,517	3,745	4,361	4,297
230 B	232 B	188 B	222 B	183 B	221 B	244	243	240	222
1,877	1,807	1,552	1,777	1,762	1,811	1,808	1,824	2,019	2,047
NA	NA	NA	NA	NA	NA	NA	NA	NA	NA
NA	NA	NA	NA	NA	NA	1,171	1,450	1,214	1,763
NA	NA	NA	NA	NA	NA	NA	NA	NA	NA
NA	NA	NA	7,502 B	8,497 B	8,983 B	10,503 B	10,237 B	11,662 B	13,037 B
NA	NA	157	204	250	242	260	219	238	231
NA	NA	1,848	1,916	1,949	1,872	2,042	1,818	2,252	2,409
NA	NA	NA	NA	222	227	267	376	258	283
3,159	3,177	3,206	3,259	3,145	3,331	3,568	3,440	3,641	3,786
NA	NA	NA	964 B	1,094 B	1,277 B	1,022 B	1,420 B	634 B	429 B
NC	NC	NC	NC	NC	NC	NC	NC	886	1,159
408	251	237	381	349	383	401	556	425	391
6,262 B	6,056 B	6,611 B	6,400 B	6,494 B	6,531 B	6,284	6,770	6,445	6,601
NA	NA	NA	NA	NA	365 A	313	386	NA	196
NA	NA	NA	853 B	690 B	741 B	763 B	771	751	NA
219	183	245	192	213	95	102	119	128	89
1,412 B	1,464 B	1,626 B	1,310 B	1,272 B	1,188 B	1,366	1,414	1,099	1,158
331	335	357	357	405	381	439	408	414	382
NC	NC	NC	NC	13	0	7	6	8	7
320	383	414	380	462	457	531	648	627	594
9,124	9,491	9,296	9,393	9,668	9,871	10,928	11,569	11,944	11,325
390 B	296 B	262 B	313 B	322 B	301 B	271 B	257 B	403	290 B
3,759	3,784	4,014	4,232	3,985	3,601	3,725	4,558	5,060	5,625
NA	NA	NA	596 B	385 B	537 B	537 B	560 B	544 B	572 B
441	398	374	368	367	377	367	374	420	602

(continued on next page)

TABLE 13: Mandatory Caseload in State Appellate Courts, 1984-1993 (continued)

State/Court name:	Number of filings and qualifying footnotes									
	1984	1985	1986	1987	1988	1989	1990	1991	1992	1993
<b>UTAH</b>										
Supreme Court	640	628	623	474	443	498	566	553	553	592
Court of Appeals	NA	NA	NA	560 A	721	764	629	755	865	830
<b>VIRGINIA</b>										
Supreme Court	NA	NA	NA	NA	NA	NA	13	20	63	82
Court of Appeals	NC	538	419	422	455	443	464	490	678	600
<b>WASHINGTON</b>										
Supreme Court	228 B	194 B	162 B	135 B	123 B	101 B	148 B	137 B	126 B	146 B
Court of Appeals	2,866	3,270	3,535	3,238	3,157	3,222	3,653	3,789	3,693	3,396
<b>WISCONSIN</b>										
Supreme Court	98	91	NA	NA	NA	NA	NA	NA	NA	NA
Court of Appeals	2,239	2,358	2,053	2,185	2,147	2,355	2,853 B	2,970 B	3,187	3,290
<b>States with no intermediate appellate court</b>										
<b>DELAWARE</b>										
Supreme Court	331 B	406 B	417 B	397 B	473 B	517 B	483 B	473 B	530	542 B
<b>DISTRICT OF COLUMBIA</b>										
Court of Appeals	1,810 B	1,770 B	1,556 B	1,500	1,624	1,515	1,650	1,567	1,643	1,724
<b>MAINE</b>										
Supreme Judicial Court	61 A	NA	59 A	631 C	528 C	540 C	622 C	646 C	569 C	654 C
<b>MISSISSIPPI</b>										
Supreme Court	838	815	1,010	891	919	773	961	912	1,025	1,113
<b>MONTANA</b>										
Supreme Court	NA	NA	566 A	546 A	597 A	627 B	633 A	636 A	533 A	521 A
<b>NEVADA</b>										
Supreme Court	799 B	777	853	856	991	997	1,089	1,080	1,129	1,138
<b>NEW HAMPSHIRE</b>										
Supreme Court	NA	NA	NA	NA	NA	NA	NA	NA	NA	NA
<b>RHODE ISLAND</b>										
Supreme Court	409	403	389	323	410	455	465	445	413	449
<b>SOUTH DAKOTA</b>										
Supreme Court	NA	358 B	363 B	422 B	428 B	387 B	403 B	366 B	354 B	386 B
<b>VERMONT</b>										
Supreme Court	623	575	550	538	620	619	590	542	610	622
<b>WEST VIRGINIA</b>										
Supreme Court of Appeals	NA	NA	NA	NA	NA	NA	NA	NA	NA	NA
<b>WYOMING</b>										
Supreme Court	331	306	342	320	357	321	314	301	302	306

Number of dispositions and qualifying footnotes

1984	1985	1986	1987	1988	1989	1990	1991	1992	1993
NA	NA	NA	521 B	617 B	642 B	556 B	560 B	675 B	718
NA	NA	NA	NA	NA	785 B	691 B	725 B	799	847
NA	NA	NA	NA	NA	NA	13	13	58	66
NC	216	476	NA	NA	NA	NA	NA	NA	NA
176 B	184 B	209 B	148 B	154 B	127 B	139 B	159 B	136 B	131 B
2,724	2,994	3,238	3,870	3,289	2,902	3,086	2,991	3,493	3,350
NA	NA	NA	NA	NA	NA	NA	NA	NA	NA
2,223	2,501	2,178	2,206	2,368	2,414	2,612	2,955	2,942	3,226
354 B	373 B	415 B	419 B	407 B	480 B	553 B	439 B	549	552
1,510 B	1,568 B	1,568 B	1,595	1,602	1,598	1,798	1,727	1,474	1,655
494 A	506 A	521 A	495 A	507 C	517 C	618 C	590 C	571 C	544 C
637	853	912	831	793	840	944	922	872	718
NA	NA	355	NA	NA	618 B	624	578 A	437 A	441
788	867	854	1,013	922	1,047	1,057	1,035	987	943
NA	NA	NA	NA	NA	NA	NA	NA	NA	NA
447	393	478	402	403	396	476	472	421	400
NA	NA	NA	NA	463 B	484 B	434 B	428 B	341 B	425 B
532 B	506	535	527	593	624	685	656	612	673
NA	NA	NA	NA	NA	NA	NA	NA	NA	NA
250	347	327	302	334	363	287	300	331	306

(continued on next page)

TABLE 13: Mandatory Caseload in State Appellate Courts, 1984-1993 (continued)

State/Court name:	Number of filings and qualifying footnotes									
	1984	1985	1986	1987	1988	1989	1990	1991	1992	1993
<b>States with multiple appellate courts at any level</b>										
<b>ALABAMA</b>										
Supreme Court	745	798	827	998	829	908	998	1,000	1,274	1,241
Court of Civil Appeals	532	548	530	584	529	556	651	770	738	830
Court of Criminal Appeals	1,400	1,520	1,537	1,695	1,784	2,132	2,042	1,953	2,027	2,094
<b>INDIANA</b>										
Supreme Court	NA	NA	NA	409	NA	336	199	210	154	231
Court of Appeals	1,150 B	1,037 B	1,073 B	1,149 B	1,222 B	1,516	1,966	1,779	1,752	1,872
Tax Court	NA	NA	NA	NA	NA	NA	NA	69	69	101
<b>NEW YORK</b>										
Court of Appeals	NA	NA	680	409	324	330	302	289	280	NA
App. Div. of Sup. Ct.	NA	135 C	NA	9,205 B	10,740 B	11,338 B	10,577 B	10,339 B	11,187 B	10,236 B
Appellate Terms of Sup. Ct.	NA	NA	NA	2,208 B	2,192 B	2,461 B	2,245 B	2,201 B	2,092 B	2,502 B
<b>OKLAHOMA</b>										
Supreme Court	789	1,128	788	1,105	809	862	1,033	732	1,509	1,458
Court of Appeals	788	635	971	931	1,362	1,373	1,323	1,184	1,143	1,495
Court of Criminal Appeals	502	NA	NA	980 B	1,046 B	1,192 B	1,445 B	1,244 B	1,268	1,268
<b>PENNSYLVANIA</b>										
Supreme Court	268	142	92	80	121	94	225	97	270	289
Commonwealth Court	4,012	3,554	3,737 A	3,030 A	3,164 A	3,115 A	3,491 A	3,774 A	3,571 A	4,208 A
Superior Court	5,793 B	5,878 B	5,989 B	6,137 B	6,439 B	6,040 B	6,291	6,743	7,121	6,964
<b>TENNESSEE</b>										
Supreme Court	216	139	146	170	161	161	107	192	239	271
Court of Appeals	951	999	1,173	1,003	889	889	980	961	1,046	1,050
Court of Criminal Appeals	868 B	850 B	885 B	811 B	994	994	1,002	899	1,007	1,007
<b>TEXAS</b>										
Supreme Court	0	1	2	3	3	3	3	2	7	2
Court of Criminal Appeals	1,959	1,998	2,221	2,450	3,578	3,504	2,281	2,189	2,751	2,870
Courts of Appeals	7,386	7,954	7,832	7,857	8,250	8,813	8,062	8,563	10,722	9,420

Number of dispositions and qualifying footnotes

1984	1985	1986	1987	1988	1989	1990	1991	1992	1993
NA	797	940	1,017	994	620	569	750	1,181	1,277
536	516	548	518	576	528	641	673	691	761
1,480	1,424	1,745	1,819	1,774	1,927	1,904	2,243	2,127	2,110
357	359	470	384	380	418	259	245	160	228
1,137 B	1,062 B	1,116 B	1,130 B	1,137 B	1,334	1,657	2,162	1,744	1,592
NA	NA	NA	NA	NA	NA	NA	43	43	77
391	401	350	369	369	295	287	293	306	296
NA	135 C	NA	13,392 B	13,225 B	14,534 B	12,540 B	12,885 B	11,854 B	12,475 B
NA	NA	NA	2,133 B	2,124 B	2,034 B	2,179 B	2,235 B	2,157 B	1,998 B
229 A	149 A	174 A	813 B	852 B	NA	NA	NA	1,841	1,700
801	693	856	728	1,215	1,337	1,038	1,123	1,399	1,260
645	404	536	626	693	773	774	814	1,320	1,388
NA	NA	NA	NA	NA	NA	NA	NA	441	304
NA	NA	NA	4,053 B	4,392 B	3,973 B	3,519 B	3,551 B	3,558 B	3,837 B
5,908 B	8,355 B	7,410 B	6,253 B	6,416 B	6,218 B	6,079	6,514	6,428	7,417
NA	NA	NA	NA	NA	NA	NA	NA	NA	NA
1,010	1,010	1,330	1,033	1,015 B	1,015 B	924	932	954	1,069
851 B	891 B	946 B	747 B	794 B	794 B	843 B	923 B	1,101	863
0	1	2	3	3	1	3	2	6	3
2,237	2,084	2,027	2,448	3,546	3,806	2,487	2,273	2,482	2,723
8,274	7,981	8,161	7,824	7,984	8,416	8,134	8,091	9,281	9,654

(continued on next page)

TABLE 13: Mandatory Caseload in State Appellate Courts, 1984-1993 (continued)

**COURT TYPE:**

COLR = Court of last resort

IAC = Intermediate appellate court

**NOTE:**

NA = Indicates that the data are unavailable.

NC = Indicates that the court did not exist during that year.

NJ = Indicates that the court does not have jurisdiction.

**QUALIFYING FOOTNOTES:**

An absence of a qualifying footnote indicates that the data are complete.

A: The following courts' data are incomplete:

Arizona—Supreme Court—Data for 1984-1989 do not include **mandatory judge disciplinary** cases.

California—Supreme Court—Data for 1984-1989 do not include **judge disciplinary** cases.

Maine—Supreme Judicial Court—Filed data for 1984-1986 and 1984-1987 disposed data do not include **mandatory disciplinary and advisory opinion** cases.

Montana—Supreme Court—Data for 1984-1989 do not include **advisory opinions** and some **original proceedings**. Data for 1991-1993 do not include **administrative agency, advisory opinions, and original proceedings**.

New Mexico—Supreme Court—Disposed data for 1989 do not include **criminal or administrative agency** cases.

Oklahoma—Supreme Court—Disposed data for 1984-1986 do not include **mandatory appeals of final judgments, mandatory disciplinary cases and mandatory interlocutory decisions**.

Pennsylvania—Commonwealth Court—Filed data for 1986-1989 do not include transfers from the Superior Court and Court of Common Pleas. Filed data for 1990-1993 also do not include some **original proceeding** and some **administrative agency** appeals.

Utah—Court of Appeals—Filed data for 1987 represent an 11-month reporting period.

B: The following courts' data are overinclusive:

Connecticut—Appellate Court—Data for 1984-1986 include a few **discretionary petitions** that were granted review.

Delaware—Supreme Court—Data for 1984-1991 include some **discretionary petitions** and filed data include **discretionary petitions** that were granted.

District of Columbia—Court of Appeals—Data for 1984-1986 include **discretionary petitions** that were granted and refiled as appeals.

Georgia—Supreme Court—Total **mandatory** filed data for 1984-1989 include a few **discretionary petitions** that were granted and refiled as appeals.

—Court of Appeals—Total **mandatory** data for 1984-1989 include all **discretionary petitions** that were granted and refiled as appeals.

Hawaii—Supreme Court—Data for 1984-1989 include a few **discretionary petitions** granted.

Idaho—Supreme Court—Data for 1984-1993 include **discretionary petitions** that were granted.

Illinois—Appellate Court—Data for 1984-1993 include all **discretionary petitions**.

Indiana—Court of Appeals—Data for 1984-1988 include all **discretionary petitions**.

Iowa—Supreme Court—Filed data for 1987-1988 include some **discretionary petitions** that were dismissed by the court. Disposed data for 1984-1990 include some **discretionary petitions** that were dismissed by the court.

Kansas—Court of Appeals—Filed data for 1984-1993 include a few **discretionary petitions** that were granted. Disposed data for 1984-1991 include all **discretionary petitions**.

Louisiana—Supreme Court—Filed data for 1984 and 1985 include a few **discretionary appeals**.

—Courts of Appeal—Filed data for 1984 and 1985 include refiled **discretionary petitions** that were granted review.

Maryland—Court of Appeals—Data for 1984-1989 include **discretionary petitions** that were granted, and refiled as appeals.

Massachusetts—Appeals Court—Data for 1984-1989 include all **discretionary petitions**.

Michigan—Court of Appeals—Data for 1987-1993 include **discretionary petitions**.

Montana—Supreme Court—Disposed data for 1989 include **discretionary petitions**.

Nebraska—Supreme Court—Data for 1984-1993 include **discretionary petitions**.

New Jersey—Appellate Division of Superior Court—Data for 1984-1989 include all **discretionary petitions** that were granted.

New Mexico—Court of Appeals—Disposed data for 1987-1990 include **interlocutory decisions**.

New York—Appellate Divisions and Terms of Supreme Court—Data for 1987-1993 include all **discretionary petitions**.

North Carolina—Court of Appeals—**Mandatory** data for 1984-1989 include a few **discretionary petitions** that were granted and refiled as appeals. Data include some cases where relief, not review, were granted.

Oklahoma—Supreme Court—Disposed data for 1987 and 1988 includes granted **discretionary petitions** that were disposed.

—Court of Criminal Appeals—Data for 1987-1991 include all **discretionary petitions**.

Oregon—Supreme Court—Disposed data for 1984-1993 include all **discretionary petitions** that were granted.

Pennsylvania—Superior Court—Data for 1984-1989 include all **discretionary petitions** disposed that were granted.

—Commonwealth Court—Disposed data for 1987-1993 include some **discretionary petitions**.

South Carolina—Supreme Court—Disposed data for 1984-1993 include all **discretionary jurisdiction** cases except **disciplinary matters**.

(continued on next page)

TABLE 13: Mandatory Caseload in State Appellate Courts, 1984-1993 (continued)

South Dakota—Supreme Court—Data for 1984-1993 include **discretionary advisory opinions**.

Tennessee—Court of Appeals—Disposed data for 1988-1989 include **discretionary petitions**.

—Court of Criminal Appeals—Filed data for 1984-1987 and disposed data for 1984-1991 include all **discretionary petitions**.

Utah—Supreme Court—Disposed data for 1987-1993 include all **discretionary petitions**.

—Court of Appeals—Disposed data for 1989-1991 include all **discretionary petitions**.

Washington—Supreme Court—Data for 1984-1993 include some **discretionary petitions**.

Wisconsin—Court of Appeals—Data for 1990-1991 include **discretionary interlocutory decisions**.

C: The following courts' data are both incomplete and overinclusive:

Arkansas—Supreme Court—Data for 1984-1993 include a few **discretionary petitions**, but do not include **mandatory attorney disciplinary cases** and **advisory opinions**.

Maine—Supreme Judicial Court Sitting as Law Court—Filed and 1987-1993 disposed data include **discretionary petitions**, but do not include **mandatory disciplinary** and **advisory opinion cases**.

New York—Appellate Divisions of Supreme Court—Data for 1985 footnote could not be determined because of manner reported.



**TABLE 14: Discretionary Caseload in State Appellate Courts, 1984-1993**

State/Court name:	Number of filings and qualifying footnotes									
	1984	1985	1986	1987	1988	1989	1990	1991	1992	1993
<b>States with one court of last resort and one intermediate appellate court</b>										
<b>ALASKA</b>										
Supreme Court	221	194	313	219	244	251	231	256	253	226
Court of Appeals	63	64	83	54	62	62	61	60	63	50
<b>ARIZONA</b>										
Supreme Court	1,016 B	1,161 B	1,156 B	995 B	1,018 B	1,004 B	1,044 B	1,082	1,123	1,309
Court of Appeals	50	40	49	51	60	52	83	113	185	205
<b>ARKANSAS</b>										
Supreme Court	NA	NA	NA	NA	NA	NA	NA	NA	NA	NA
Court of Appeals	NJ	NJ	NJ	NJ	NJ	NJ	NJ	NJ	NJ	NJ
<b>CALIFORNIA</b>										
Supreme Court	3,991	4,346	4,808	4,558	4,351	4,214	4,622	4,992	5,367	5,810
Courts of Appeal	5,838	5,938	6,234	6,732	7,005	6,966	7,236	7,025	6,865	7,163
<b>COLORADO</b>										
Supreme Court	813	767	783	756	825	993	1,072	1,063	1,115	1,081
Appellate Court	NJ	NJ	NJ	NJ	NJ	NJ	NJ	NJ	NJ	NJ
<b>CONNECTICUT</b>										
Supreme Court	344	286	204	NA	162	204	196	207	218	NA
Appellate Court	49	50	47	NA	98	105	109	95	80	NA
<b>FLORIDA</b>										
Supreme Court	1,056	1,175	1,097	1,270	1,316	1,111	1,303	1,324	1,195	1,247
District Cts. of Appeal	1,970	1,975	2,294	2,282	2,285	2,259	2,457	2,591	2,644	2,883
<b>GEORGIA</b>										
Supreme Court	941	975	980	1,006	998	1,101	1,079	1,085	1,078	1,179
Court of Appeals	623	641	647	733	717	809	794	450	957	925
<b>HAWAII</b>										
Supreme Court	32	41	43	57	45	42	43	32	55	48
Intermediate Ct. of App.	NJ	NJ	NJ	NJ	NJ	NJ	NJ	NJ	NJ	NJ
<b>IDAHO</b>										
Supreme Court	60	92	77	82	76	91	77	93	92	101
Court of Appeals	NJ	NJ	NJ	NJ	NJ	NJ	NJ	NJ	NJ	NJ
<b>ILLINOIS</b>										
Supreme Court	1,675	1,579	1,637	1,673	1,558	1,558	1,582	1,673	1,887	1,572
Appellate Court	NA	NA	NA	NA	NA	NA	NA	NA	NA	NA
<b>IOWA</b>										
Supreme Court	NA	NA	352	327	371	NA	NA	NA	NA	NA
Court of Appeals	NJ	NJ	NJ	NJ	NJ	NJ	NJ	NJ	NJ	NJ
<b>KANSAS</b>										
Supreme Court	NA	NA	NA	NA	NA	526	461	500	495	508
Court of Appeals	NA	NA	NA	NA	NA	NA	NA	NA	NA	NA
<b>KENTUCKY</b>										
Supreme Court	986	813	847	693 A	686 A	748 A	753 A	788 A	664	771
Court of Appeals	79	96	94	90	92	89	59	314	81	114

Number of dispositions and qualifying footnotes

1984	1985	1986	1987	1988	1989	1990	1991	1992	1993
220	197	290	231	255	243	235	241	271	241
77	54	99	54	66	56	64	66	60	52
1,048 B	1,078 B	1,156 B	1,054 B	905 B	995 B	1,006 B	1,061	1,074	1,237
59	45	48	45	63	53	56	99	156	177
NA	NA	NA	NA	NA	NA	NA	NA	NA	NA
NJ	NJ	NJ	NJ	NJ	NJ	NJ	NJ	NJ	NJ
NA	NA	NA	4,004	4,052	4,442	4,442	4,907	5,440	5,775
NA	NA	NA	6,776	7,334	7,070	7,438	7,266	5,727	7,216
NA	NA	NA	1,036 B	1,001 B	1,215 B	1,261 B	1,326 B	1,286 B	1,261 B
NJ	NJ	NJ	NJ	NJ	NJ	NJ	NJ	NJ	NA
716	373	338	NA	278	NA	155	NA	NA	NA
NA	NA	NA	NA	NA	NA	46	NA	NA	NA
1,060	1,123	1,260	1,223	1,426	965	1,251	1,361	1,235	1,250
1,669	1,683	1,751	1,887	1,839	1,893	2,297	2,421	2,404	2,703
NA	NA	NA	1,524 B	1,615 B	1,885 B	1,559 B	986 B	854	983
629	NA	NA	701	683	706	794	386	957	919
35	39	45	58	42	45	43	32	50	49
NJ	NJ	NJ	NJ	NJ	NJ	NJ	NJ	NJ	NJ
55	99	71	76	84	88	86	79	107	94
NJ	NJ	NJ	NJ	NJ	NJ	NJ	NJ	NJ	NJ
1,715	1,673	1,622	1,633	1,482	1,484	1,498	1,551	1,808	1,499
NA	NA	NA	NA	NA	NA	NA	NA	NA	NA
479 A	497 A	520 A	317 A	291 A	303 A	311 A	501 A	184 A	159 A
NJ	NJ	NJ	NJ	NJ	NJ	NJ	NJ	NJ	NJ
NA	NA	NA	NA	NA	NA	NA	NA	NA	NA
NA	NA	NA	NA	NA	NA	NA	NA	NA	NA
793	1,044	898	706 A	678 A	640 A	718 A	702 A	731	725
73	87	107	71	77	89	76	315	62	118

(continued on next page)

TABLE 14: Discretionary Caseload in State Appellate Courts, 1984-1993 (continued)

State/Court name:	Number of filings and qualifying footnotes									
	1984	1985	1986	1987	1988	1989	1990	1991	1992	1993
<b>LOUISIANA</b>										
Supreme Court	2,126 A	2,313 A	2,455	2,673	2,657	2,776	2,684	2,298	3,181	3,021
Courts of Appeal	1,842	2,538	3,016	3,541	3,877	4,189	3,980	4,844	4,926	4,773
<b>MARYLAND</b>										
Court of Appeals	761	713	607	655	682	598	626	646	658	765
Court of Special Appeals	308	192	240	294	220	230	204	254	193	332
<b>MASSACHUSETTS</b>										
Supreme Judicial Court	1,246	1,336	1,473	336	563	592	444	501	563	670
Appeals Court	NA	NA	NA	NA	886	959	916	950	969	996
<b>MICHIGAN</b>										
Supreme Court	2,347	2,069	2,042	2,082	2,662	2,805	2,507	2,233	2,422	2,747
Court of Appeals	1,756	2,249	NA	NA	NA	NA	NA	NA	2,801	2,845
<b>MINNESOTA</b>										
Supreme Court	NA	NA	589	NA	651	711	662	703	767	733
Court of Appeals	NA	NA	240	NA	331	295	312	482	68	66
<b>MISSOURI</b>										
Supreme Court	NA	NA	NA	NA	900	857	809	710	771	734
Court of Appeals	NJ	NJ	NJ	NJ	NJ	NJ	NJ	NJ	NJ	NJ
<b>NEBRASKA</b>										
Supreme Court	NA	NA	NA	NA	NA	NA	NA	NA	NA	NA
Court of Appeals	NC	NC	NC	NC	NC	NC	NC	NC	NA	NA
<b>NEW JERSEY</b>										
Supreme Court	1,142 A	1,053 A	1,382 A	1,382 A	1,354 A	1,482 A	1,217 A	2,907	2,881	2,770
App. Div. of Super. Ct.	NA	NA	NA	NA	NA	NA	NA	NA	NA	NA
<b>NEW MEXICO</b>										
Supreme Court	174	155	202	350	295	366	414	364	504	453
Court of Appeals	57	68	52	57	64	44	46	49	53	33
<b>NORTH CAROLINA</b>										
Supreme Court	541	620	735	676	636	447	626	492	388	341
Court of Appeals	471	484	546	483	446	385	451	415	356	361
<b>NORTH DAKOTA</b>										
Supreme Court	NA	NA	NA	NA	6	0	NA	NA	NA	NA
Court of Appeals	NC	NC	NC	NC	NA	NA	NA	NA	NA	NA
<b>OHIO</b>										
Supreme Court	1,704	1,644	1,733	1,846	1,770	1,686	1,872	1,984	2,065	1,932
Court of Appeals	NJ	NJ	NJ	NJ	NJ	NJ	NJ	NJ	NJ	NJ
<b>OREGON</b>										
Supreme Court	870	903	990	1,086	857	709	791	845	882	873
Court of Appeals	NJ	NJ	NJ	NJ	NJ	NJ	NJ	NJ	NJ	NJ
<b>SOUTH CAROLINA</b>										
Supreme Court	NA	NA	24 A	32 A	26 A	43 A	61	95	62	74
Court of Appeals	NJ	NJ	NJ	NJ	NJ	NJ	NJ	NJ	NJ	NJ

Number of dispositions and qualifying footnotes

1984	1985	1986	1987	1988	1989	1990	1991	1992	1993
NA	NA	2,230	2,660	2,404	2,633	2,870	3,084	3,003	2,832
NA	NA	2,935	3,460	3,802	4,138	3,945	4,440	4,842	4,659
785	678	700	562	776	543	608	659	640	767
308	192	185	294	220	230	204	254	193	332
NA	NA	NA	NA	NA	NA	NA	NA	NA	NA
NA	NA	NA	NA	NA	NA	916	950	969	996
2,495 B	2,314 B	2,397 B	2,168 B	2,254 B	2,453 B	2,755	2,444	2,665	2,516
NA	NA	NA	NA	NA	NA	NA	NA	NA	NA
NA	NA	622	NA	586	683	679	627	773	628
NA	NA	261	NA	330	283	306	395	67	53
NA	NA	NA	NA	902	871	823	703	773	712
NJ	NJ	NJ	NJ	NJ	NJ	NJ	NJ	NJ	NJ
1,075	NA	NA	NA	NA	NA	NA	NA	NA	NA
NA	NC	NC	NC	NC	NC	NC	NC	NA	NA
NA	1,025 A	1,378 A	1,411 A	1,398 A	1,472 A	1,200 A	2,941	2,982	2,806
NA	NA	NA	NA	NA	NA	NA	NA	NA	NA
NA	NA	NA	NA	NA	344	402	334	NA	436
NA	NA	NA	NA	NA	NA	NA	9	5	0
465	665	748	637	727	397	601	498	396	317
423	462	560	483	446	385	431	415	356	307
NA	NA	NA	NA	5	0	NA	NA	NA	NA
NC	NC	NC	NC	NA	NA	NA	NA	NA	NA
1,293	1,428	1,532	1,598	1,621	1,372	1,413	1,956	1,859	1,700
NJ	NJ	NJ	NJ	NJ	NJ	NJ	NJ	NJ	NJ
NA	873	1,013	1,042	871	733	707	773	726	797
NJ	NJ	NJ	NJ	NJ	NJ	NJ	NJ	NJ	NJ
NA	NA	NA	NA	NA	NA	NA	NA	NA	NA
NA	NJ	NJ	NJ	NJ	NJ	NJ	NJ	NJ	NJ

(continued on next page)

TABLE 14: Discretionary Caseload in State Appellate Courts, 1984-1993 (continued)

State/Court name:	Number of filings and qualifying footnotes									
	1984	1985	1986	1987	1988	1989	1990	1991	1992	1993
<b>UTAH</b>										
Supreme Court	72	42	51	30	61	36	48	33	60	45
Court of Appeals	NA	NA	NA	10	20	NA	NA	NA	NA	NA
<b>VIRGINIA</b>										
Supreme Court	1,915	1,043	1,193	1,441	1,439	1,573	1,775	1,936	1,908	1,854
Court of Appeals	NC	1,103	1,113	1,201	1,291	1,523	1,570	1,853	1,933	1,990
<b>WASHINGTON</b>										
Supreme Court	881 C	906 C	897 C	1,151 C	947 A	821 A	891 A	881 A	1,020 A	1,054 A
Court of Appeals	263	320	371	346	372	318	351	355	400	358
<b>WISCONSIN</b>										
Supreme Court	718	761	836	869	915	896	842	992	972	1,156
Court of Appeals	245	228	241	221	228	191	NA	NA	NA	NA
<b>States with no intermediate appellate court</b>										
<b>DELAWARE</b>										
Supreme Court	5 A	3 A	3 A	4 A	4 A	6 A	1 A	0	0	0
<b>DISTRICT OF COLUMBIA</b>										
Court of Appeals	85	81	76	96	61	49	45	36	44	21
<b>MAINE</b>										
Supreme Judicial Court	NA	NA	NA	NA	NA	NA	NA	NA	NA	NA
<b>MISSISSIPPI</b>										
Supreme Court	2	4	3	2	0	43	64	80	65	69
<b>MONTANA</b>										
Supreme Court	NA	NA	36	25	31	6	NA	NA	94	138
<b>NEW HAMPSHIRE</b>										
Supreme Court	603 A	574 A	534 A	516 A	504	567	627	597	774	864
<b>RHODE ISLAND</b>										
Supreme Court	202	288	168	219	189	179	177	201	268	288
<b>SOUTH DAKOTA</b>										
Supreme Court	27 A	17 A	32 A	27 A	35 A	39 A	49 A	31 A	28 A	40 A
<b>VERMONT</b>										
Supreme Court	25	19	24	31	32	34	32	36	26	27
<b>WEST VIRGINIA</b>										
Supreme Court of Appeals	1,282	1,372	1,585	2,037	1,621	1,644	1,623	3,180	2,357	2,113
<b>WYOMING</b>										
Supreme Court	NJ	NJ	NJ	NJ	NJ	NJ	NJ	NJ	NJ	NJ

Number of dispositions and qualifying footnotes

1984	1985	1986	1987	1988	1989	1990	1991	1992	1993
NA	NA	NA	NA	NA	NA	NA	NA	NA	NA
NA	NA	NA	NA	NA	NA	NA	NA	NA	NA
1,919	1,321	1,095	1,169	1,655	1,800	1,610	1,295	1,530	1,446
NC	637	881	1,743	1,454	1,777	2,140	2,308	2,380	2,491
905 C	907 C	786 C	1,093 C	1,060 A	829 A	883 A	862 A	943 A	1,058 A
270	283	317	388	388	305	354	270	361	374
721 B	699	765	725	866	802	728	905	720	888
209	228	241	188	162	148	NA	NA	NA	NA
5 A	2 A	3 A	4 A	3 A	5 A	5 A	0	0	0
NA	77	72	87	65	49	45	36	44	46
52	68	67	40	NA	NA	NA	NA	NA	NA
2	4	3	2	0	32	59	76	69	38
NA	NA	19	NA	NA	NA	NA	NA	84	117
550 A	602 A	415 A	451 A	543	532	567	543	515	662
218	219	199	241	178	169	197	188	255	292
NA	NA	NA	NA	NA	NA	NA	NA	NA	NA
26	20	21	26	32	35	36	33	27	26
1,124	1,268	1,396	1,909	1,775	1,735	1,586	2,675	2,598	2,100
NJ	NJ	NJ	NJ	NJ	NJ	NJ	NJ	NJ	NJ

(continued on next page)

TABLE 14: Discretionary Caseload in State Appellate Courts, 1984-1993 (continued)

State/Court name:	Number of filings and qualifying footnotes									
	1984	1985	1986	1987	1988	1989	1990	1991	1992	1993
<b>States with multiple appellate courts at any level</b>										
<b>ALABAMA</b>										
Supreme Court	712	606	763	713	765	806	867	1,028	741	737
Court of Civil Appeals	NJ	NJ	NJ	NJ	NJ	NJ	NJ	NJ	NJ	NJ
Court of Criminal Appeals	NJ	NJ	NJ	NJ	NJ	NJ	NJ	NJ	NJ	NJ
<b>INDIANA</b>										
Supreme Court	NA	NA	NA	404	NA	565	690	822	731	604
Court of Appeals	NA	NA	NA	NA	NA	81	112	93	124	NA
Tax Court	NA	NA	NA	NA	NA	NA	NJ	NJ	NJ	NJ
<b>NEW YORK</b>										
Court of Appeals	NA	NA	NA	NA	4,280	4,411	4,499	4,420	4,260	4,489
App. Div. of Sup. Ct.	NA	NA	NA	NA	NA	NA	NA	NA	NA	NA
App. Terms of Sup. Ct.	NA	NA	NA	NA	NA	NA	NA	NA	NA	NA
<b>OKLAHOMA</b>										
Supreme Court	388	295	340	293	295	443	446	388	570	507
Court of Appeals	NJ	NJ	NJ	NJ	NJ	NJ	NJ	NJ	NJ	NJ
Court of Criminal Appeals	284	NA	NA	NA	NA	NA	NA	NA	NA	NA
<b>PENNSYLVANIA</b>										
Supreme Court	1,537	2,579	2,242	1,936	2,207	2,227	3,645	3,456	3,412	2,734
Commonwealth Court	82	81	NA	115	45	29	36	128	31	29
Superior Court	NJ	NJ	NJ	NJ	NJ	NJ	NJ	NJ	NJ	NJ
<b>TENNESSEE</b>										
Supreme Court	842	772	765	758	758	820	731	775	834	782
Court of Appeals	57	82	74	77	77	103	109	131	149	259
Court of Criminal Appeals	NA	NA	NA	NA	NA	67	55	71	90	165
<b>TEXAS</b>										
Supreme Court	1,130	1,169	1,228	1,176	1,243	1,126	1,206	1,283	1,462	1,441
Court of Criminal Appeals	1,281	1,360	1,360	1,339	1,416	1,792	1,380	1,340	1,691	1,610
Courts of Appeal	NJ	NJ	NJ	NJ	NJ	NJ	NJ	NJ	NJ	NJ

**COURT TYPE:**

COLR = Court of last resort  
 IAC = Intermediate appellate court

**NOTE:**

NA = Indicates that the data are unavailable.  
 NC = Indicates that the court did not exist during that year.  
 NJ = Indicates that the court does not have jurisdiction.

**QUALIFYING FOOTNOTES:**

An absence of a qualifying footnote indicates that the data are complete.

A:

The following courts' data are incomplete:  
 Delaware—Supreme Court—Data for 1984-1990 do not include some **discretionary interlocutory decision** cases.  
 Iowa—Supreme Court—Disposed data for 1984-1993 do not include some **discretionary original proceedings**.  
 Kentucky—Supreme Court—Data for 1987-1991 do not include some unclassified **discretionary petitions**.  
 Louisiana—Supreme Court—Filed data for 1984 and 1985 do not include some **discretionary petitions**.  
 New Hampshire—Supreme Court—Data for 1984-1987 include **discretionary judge disciplinary cases**.  
 New Jersey—Supreme Court—Data for 1984-1990 do not include **discretionary interlocutory decisions**.

Number of dispositions and qualifying footnotes

1984	1985	1986	1987	1988	1989	1990	1991	1992	1993
NA	588	582	654	603	1,104	1,248	1,248	782	757
NJ	NJ	NJ	NJ	NJ	NJ	NJ	NJ	NJ	NJ
NJ	NJ	NJ	NJ	NJ	NJ	NJ	NJ	NJ	NJ
356	325	355	437	494	599	629	770	898	592
NA	NA	NA	NA	NA	76	116	106	104	74
NA	NA	NA	NA	NA	NA	NJ	NJ	NJ	NJ
3,477	3,505	3,549	3,478	3,392	3,621	3,808	3,907	4,176	4,792
NA	NA	NA	NA	NA	NA	NA	NA	NA	NA
NA	NA	NA	NA	NA	NA	NA	NA	NA	NA
NA	NA	NA	237	231	NA	NA	NA	442	652
NJ	NJ	NJ	NJ	NJ	NJ	NJ	NJ	NJ	NJ
256	267	264	283	291	312	412	412	NJ	NJ
NA	NA	NA	NA	NA	NA	NA	NA	2,683	2,459
NA	NA	NA	NA	NA	NA	NA	NA	NA	NA
NA	NA	NA	NA	NA	NA	NA	NA	NA	NJ
NA	NA	NA	1,087	1,087	1,057	772	708	885	739
57	82	74	77	77	97	74	115	130	103
NA	NA	NA	NA	NA	35	36	37	55	109
1,034	1,187	1,166	1,261	1,168	1,096	1,166	1,301	1,472	1,574
1,081	1,046	1,100	1,672	1,437	2,107	1,352	1,387	1,526	1,666
NJ	NJ	NJ	NJ	NJ	NJ	NJ	NJ	NJ	NJ

South Dakota—Supreme Court—Filed data for 1984-1993 do not include **advisory opinions**.

South Carolina—Supreme Court—Filed data for 1986-1989 do not include **discretionary petitions** that were denied or otherwise dismissed/withdrawn or settled.

Washington—Supreme Court—Data for 1988-1993 do not include some **discretionary cases**.

Georgia—Supreme Court—Disposed data for 1987-1991 represent some double counting because they include all **mandatory appeals** and **discretionary appeals** that were granted and refiled as appeals.

Michigan—Supreme Court—Disposed data for 1984-1989 include a few **mandatory jurisdiction cases**.

Wisconsin—Supreme Court—Disposed data for 1984 include all disposed **mandatory jurisdiction cases**.

B: The following courts' data are overinclusive:

Arizona—Supreme Court—Data for 1984-1990 include **mandatory judge disciplinary cases**.

Colorado—Supreme Court—Disposed data for 1987-1993 include **mandatory jurisdiction cases**.

C: The following courts' data are both incomplete and overinclusive:

Washington—Supreme Court—Data for 1984-1987 include **mandatory certified questions from the federal courts**, but do not include some **discretionary petitions**.



**TABLE 15: Felony Caseload in State Trial Courts, 1984-1993**

State/Court name:	Number of filings and qualifying footnotes									
	1984	1985	1986	1987	1988	1989	1990	1991	1992	1993
<b>General jurisdiction courts</b>										
ALABAMA Circuit	NA	NA	NA	NA	NA	NA	31,807	35,066	39,814	38,773
ALASKA Superior	NA	NA	2,658	2,661	2,526	2,757	2,718	2,442	2,763	2,660
ARIZONA Superior	15,360	17,295	20,653	21,444	22,176	23,981	26,057 B	26,140 B	27,677 B	26,471 B
ARKANSAS Circuit	NA	21,425 B	21,944 B	24,805 B	22,110 B	24,842 B	25,755 B	27,742 B	31,776 B	33,192 B
CALIFORNIA Superior	74,412	82,372 B	94,779 B	104,906 B	115,595 B	132,486 C	150,975 C	161,871 C	164,583 C	155,971 C
COLORADO District	14,783	15,804	16,087	16,223	17,391	19,284	20,212	20,655	22,565	22,068
CONNECTICUT Superior*	NA	4,179	4,512	4,985	6,204	6,194	5,268	4,684	4,102	3,610
DISTRICT OF COLUMBIA Superior	10,583	12,399	16,207	19,986	21,472	21,332	20,138	21,774	17,521	17,940
FLORIDA Circuit	173,420	NA	146,449 B	159,701 B	184,532 B	199,111 B	192,976 B	186,732 B	177,186 B	168,066 B
GEORGIA Superior	33,725	36,182	37,146	45,104	53,984	63,977	66,275	70,339	68,761	68,761
HAWAII Circuit*	2,969	2,878 C	2,842 C	2,766 C	2,909 C	3,115 C	3,025 C	3,174 C	4,675 B	4,049 B
IDAHO District	3,649	4,006	NA	NA	4,747	5,260	5,725	6,535	7,107	7,324
ILLINOIS Circuit	46,107	45,925 B	47,075 B	46,342 B	58,289 B	69,114 B	74,541 C	77,849 B	78,778 B	80,554 B
INDIANA Superior and Circuit	13,619	14,894 B	18,436 B	19,804 B	21,313 B	26,358 B	27,681 B	29,098 B	28,958 B	32,166 B
IOWA District	NA	7,970 B	7,692 B	8,230 B	8,666 B	10,481 B	10,884 B	12,867 B	14,004 B	13,451 B
KANSAS District	NA	10,470	11,106	11,500	12,188	12,631	12,197	11,436	13,412	13,229
KENTUCKY Circuit	13,961	13,439 B	13,380 B	13,500 B	12,518 B	14,411 B	14,881 B	15,078 B	17,032 B	19,478 B
LOUISIANA District	NA	NA	NA	NA	NA	NA	23,621	29,138	27,251	31,694
MAINE Superior	3,189	3,656	3,583	3,612	3,657	4,142	4,745	4,571	4,342	3,842

(continued on next page)

TABLE 15: Felony Caseload in State Trial Courts, 1984-1993 (continued)

State/Court name:	Number of filings and qualifying footnotes									
	1984	1985	1986	1987	1988	1989	1990	1991	1992	1993
MARYLAND Circuit	NA	NA	44,656 C	50,939 C	53,229 C	56,775 C	55,755 C	62,935 C	67,828 C	63,824 C
MASSACHUSETTS Trial Court of the Commonwealth	NA	NA	NA	6,790	6,075	5,583	6,271	5,796	5,782	10,211
MINNESOTA District	11,777	12,208	12,366	13,008	13,637	13,607	14,747	16,277	16,273	17,385
MISSOURI Circuit	30,305	30,494 B	32,796 B	34,971 B	36,965 B	39,952 B	40,968 B	44,208 B	47,431 B	44,727 B
MONTANA District	NA	2,574 C	2,591 C	2,443 C	2,726 C	2,710 C	2,966 C	3,140 C	NA	NA
NEBRASKA District	NA	NA	NA	3,445 B	4,024 B	4,823 B	5,105 B	5,348 B	5,738 B	5,139 B
NEW HAMPSHIRE Superior	3,813	4,198	4,857	5,527	6,079	6,599	6,678	7,345	7,604	7,442
NEW JERSEY Superior	37,135	37,784	38,443	41,198	43,837	53,215	57,223	54,703	51,054	47,958
NEW MEXICO District	NA	NA	NA	NA	NA	NA	NA	NA	NA	9,017
NEW YORK Supreme and County*	49,191	51,034 B	56,356 B	62,940 B	67,177 B	79,025 B	79,322 B	78,354 B	76,814 B	71,824 B
NORTH CAROLINA Superior	42,160	40,915	44,980	51,210	55,284	62,752	69,810	73,908	85,748	83,939
NORTH DAKOTA District	NA	1,312 B	1,390 B	1,487 B	1,497 B	1,444 B	1,637 B	1,837 B	1,951	2,155
OHIO Court of Common Pleas	37,073	36,249	38,374	39,376	43,613	51,959	55,949	61,836	65,361	63,744
OKLAHOMA District	24,178 B	24,673 B	25,782 B	26,438 B	25,997 B	26,482 B	27,541 B	28,325 B	29,868 B	30,676 B
OREGON Circuit	19,913	20,682	22,533	24,591	26,859	27,248	28,523	26,050	27,159	27,333
PENNSYLVANIA Court of Common Pleas	NA	NA	98,880 B	106,972 B	113,605 B	128,478 B	139,699 B	137,046 B	140,416 B	139,672 B
PUERTO RICO Superior	14,511 B	15,516 B	20,073 B	20,314 B	21,532 B	21,548 B	23,328 B	28,340 B	28,591 B	28,591 B
RHODE ISLAND Superior	4,232	4,780	4,360	4,278	6,685	6,740	6,011	5,665	5,764	5,772
SOUTH DAKOTA Circuit	2,606	3,088	3,182	3,275	3,257	3,388	4,072	3,675	4,441	4,435

(continued on next page)

TABLE 15: Felony Caseload in State Trial Courts, 1984-1993 (continued)

State/Court name:	Number of filings and qualifying footnotes									
	1984	1985	1986	1987	1988	1989	1990	1991	1992	1993
<b>TENNESSEE</b>										
Circuit, Criminal, and Chancery	NA	NA	38,656 B	41,533 B	NA	50,412 B	55,622 B	55,587 B	58,771 B	57,778 B
<b>TEXAS</b>										
District	87,249	93,968	111,331	119,395	122,903	139,611	147,230	144,408	153,853	148,960
<b>UTAH</b>										
District	NA	NA	5,055 B	4,320 B	4,182 B	4,215 B	4,608 B	4,316 B	4,833 B	7,504 B
<b>VERMONT</b>										
District	1,837	1,897	2,177	2,111	2,115	1,993	2,202	2,319	2,810	2,716
Superior	NA	6	1	85	112	138	53	6	6	0
<b>VIRGINIA</b>										
Circuit	42,642	43,096	45,646	49,481	53,445	63,304	64,053	70,145	73,889	75,867
<b>WASHINGTON</b>										
Superior	NA	17,885	19,693	21,071	25,476	28,121	26,914	27,503	28,529	28,032
<b>WEST VIRGINIA</b>										
Circuit	NA	4,707 B	4,546 B	4,885 B	4,291 B	4,121 B	4,071 B	4,217 B	4,446 B	4,308 B
<b>WISCONSIN</b>										
Circuit	13,607	14,549	14,470	13,802	14,484	17,625	18,738	19,523	20,399 A	20,399 A
<b>WYOMING</b>										
District	NA	1,468	1,466	1,353	1,480	1,591	1,503	1,365	1,282 A	1,638 A

**NOTE:** The footnoting scheme has been consolidated. Footnotes for 1985-1987 have been translated into the footnote scheme for 1988 through 1993.

NA = Data were unavailable or not comparable.

**QUALIFYING FOOTNOTES:**

- A: The following courts' data are incomplete:
- Wisconsin—Circuit Court—Felony data for 1993 do not include some cases reported with unclassified criminal.
  - Wyoming—District Court—Felony data for 1992 do not include cases from two counties. For 1993 one county did not report.
- B: The following courts' data are overinclusive:
- Arizona—Superior Court—Felony data for 1990-1993 include **DWI/DUI** cases.
  - Arkansas—Circuit Court—Felony data include **DWI/DUI** cases.
  - California—Superior Court—Felony data for 1985-1988 include **DWI/DUI** cases.
  - Florida—Circuit Court—Felony data include **misdemeanor, DWI/DUI, and miscellaneous criminal** cases.

- Hawaii—Circuit Court—Felony data for 1992-1993 include **misdemeanor** cases.
- Illinois—Circuit Court—Felony data for 1985-1989 and 1991-1993 include **preliminary hearings** for courts "downstate."
- Indiana—Superior and Circuit Courts—Felony data include **DWI/DUI** cases.
- Iowa—District Court—Felony data include third-offense **DWI/DUI** cases.
- Kentucky—Circuit Court—All felony data include **misdemeanor** cases. 1985-1990 data also include **sentence review only** and **postconviction remedy proceedings**.
- Missouri—Circuit Court—Felony data include some **DWI/DUI** cases.
- Nebraska—District Court—Felony data include **misdemeanor, DWI/DUI, and miscellaneous criminal** cases.
- New York—Supreme and County Courts—Felony data include **DWI/DUI** cases.
- North Dakota—District Court—Felony data for 1985-1991 include **sentence review only** and **postconviction remedy proceedings**.

(continued on next page)

TABLE 15: Felony Caseload in State Trial Courts, 1984-1993 (continued)

Oklahoma—District Court—Felony data include some **miscellaneous criminal** cases.

Pennsylvania—Court of Common Pleas—Felony data include **misdemeanor, DWI/DUI**, and some **criminal appeals** cases.

Puerto Rico—Superior Court—Felony data include **appeals**.

Tennessee—Circuit, Criminal, and Chancery Court—Felony data include **misdemeanor** and some **criminal appeals** cases.

Utah—District Court—Felony data include **misdemeanor** and **criminal appeals** cases, and some **postconviction remedy** and **sentence review only proceedings**.

West Virginia—Circuit Court—Felony data include **DWI/DUI** cases.

C: The following courts' data are incomplete and overinclusive:

California—Superior Court—Felony data for 1989 include **DWI/DUI** cases, but do not include partial year data from several courts. Data for 1990 include **DWI/DUI** cases, but do not include partial year data from one court. Data for 1991 include **DWI/DUI** cases, but do not include data from one court. Data for 1992 include **DWI/DUI** cases, but do not include partial year data from one court. Data for 1993 include **DWI/DUI** cases, but do not include partial data from 14 courts.

Hawaii—Circuit Court—Felony data for 1985-1991 include **misdemeanor** cases, but do not include reopened prior cases.

Illinois—Circuit Court—Felony data for 1990 include **preliminary hearings** for courts downstate, but do not include some reinstated and transferred cases.

Maryland—Circuit Court—Felony data include some **misdemeanor** cases, but do not include some cases.

Montana—District Court—Felony data include some trial court **civil appeals**, but do not include some cases reported with unclassified criminal data.

\*Additional court information:

Connecticut—Superior Court—Figures for felony filings do not match those reported in the 1985 and 1986 *State Court Caseload Statistics: Annual Reports*. Felony filings have been adjusted to include only triable felonies so as to be comparable to 1987 through 1993 data.

Hawaii—Circuit Court—Figures for felony filings do not match those reported in the 1985 and 1986 *State Court Caseload Statistics: Annual Reports*. Misdemeanor cases have been included to allow comparability with 1987 through 1993 data.

New York—Supreme and County Courts—These courts experienced a significant increase in the number of filings due to the change to an individual calendaring system in 1986.

**TABLE 16: Tort Caseload in State Trial Courts, 1984-1993**

State/Court name:	Number of filings and qualifying footnotes									
	1984	1985	1986	1987	1988	1989	1990	1991	1992	1993
<b>General jurisdiction courts</b>										
ALASKA Superior	1,305	2,096	2,344	1,664	937	851	826	838	815	935
ARIZONA Superior	9,173	10,748	11,888	12,260	20,490	12,559	15,418	15,442	13,842	12,940
ARKANSAS Circuit	NA	5,382	5,541	5,606	5,132	5,000	5,045	5,099	5,098	5,228
CALIFORNIA Superior	97,068	112,049 A	130,206 A	137,455 A	132,378 A	131,900 A	121,960 A	114,298 A	109,219 A	88,346 A
COLORADO District*	4,199	4,537	6,145	3,666	4,506	5,490	5,886	6,295	6,151	5,001
CONNECTICUT Superior	NA	12,742	13,754	15,385	15,741	16,955	16,477	16,266	16,250	15,947
DISTRICT OF COLUMBIA Superior	NA	NA	NA	NA	NA	NA	NA	3,605	5,424	NA
FLORIDA Circuit*	26,815	NA	35,535	35,453	35,986	38,415	40,748	44,257	43,458	43,536
HAWAII Circuit	1,611	1,676 A	1,749 A	1,785 A	1,736 A	1,793 A	2,065 A	2,365 A	2,689 A	2,941 A
IDAHO District	1,729	2,010 A	2,118 A	1,757 A	1,453 A	1,478 A	1,417 A	1,257 A	1,325 A	1,292 A
INDIANA Superior and Circuit	NA	NA	NA	NA	NA	5,697	6,719	7,910	8,043	9,452
KANSAS District	4,033	4,061	4,273	4,380	4,595	4,513	4,010	4,076	4,338	4,395
MAINE Superior	2,083	2,072	2,044	1,786	1,776	1,950	1,878	1,686	1,643	1,615
MARYLAND Circuit	10,826	10,120 A	12,373 A	12,938 A	14,170 A	14,274 A	14,908 A	16,270 A	15,612 A	14,989 A
MASSACHUSETTS Trial Court of the Commonwealth	NA	NA	NA	NA	NA	NA	76,806 A	74,641 A	68,341 A	42,684 A
MICHIGAN Circuit	23,186	22,811	32,612	29,756	30,966	32,663	38,784	31,869	34,497	35,450
MINNESOTA District	NA	NA	10,356	10,739	10,125	9,658	7,135	7,252	7,460	6,861
MISSOURI Circuit	NA	NA	NA	NA	NA	NA	21,680	21,245	19,999	17,883
MONTANA District	NA	1,870	1,836	1,792	1,541	1,613	1,651	1,518	NA	NA

(continued on next page)

TABLE 16: Tort Caseload in State Trial Courts, 1984-1993 (continued)

State/Court name:	Number of filings and qualifying footnotes									
	1984	1985	1986	1987	1988	1989	1990	1991	1992	1993
NEVADA District	NA	NA	NA	NA	4,329	4,799	5,295	5,871	6,185	6,788
NEW JERSEY Superior*	41,722	NA	NA	NA	NA	71,367 A	72,463 A	73,614 A	67,380 A	63,776 A
NEW MEXICO District	NA	NA	NA	NA	NA	NA	NA	NA	4,578	5,759
NEW YORK Supreme and County*	37,847	NA	NA	NA	53,104	62,189	65,026	65,767	72,189	71,113
NORTH CAROLINA Superior	NA	8,062	8,897	8,981	7,639	7,879	8,175	8,656	9,361	9,754
NORTH DAKOTA District	550	512	561	551	552	602	744	531	411	525
OHIO Court of Common Pleas	22,149	25,518	28,225	29,375	28,614	29,039	34,488	34,422	33,196	31,229
OREGON Circuit	NA	NA	NA	NA	NA	NA	NA	5,999	5,568	5,636
PUERTO RICO Superior	3,968	4,388 B	4,558 B	4,811 B	4,077 B	5,579 B	6,095 B	6,569 B	5,610 B	5,610 B
TENNESSEE Circuit, Criminal, and Chancery	11,775	12,565	13,167	13,597	NA	13,501	13,453	13,223	13,100	12,106
TEXAS District	34,224	37,596	38,238	40,764	36,597	36,710	39,648	44,088	46,762	47,586
UTAH District	1,433	1,245 B	2,527 B	1,335 B	1,404 B	1,233 B	1,631 B	1,729 B	1,979 B	1,804 B
WASHINGTON Superior	8,997	9,747	19,515	8,007	8,746	10,146	10,147	11,375	11,142	11,856
WISCONSIN Circuit	NA	NA	NA	9,545	9,534	9,152	9,669	8,865	8,835	8,835
WYOMING District	NA	NA	NA	NA	NA	NA	NA	NA	504 A	553 A

(continued on next page)

TABLE 16: Tort Caseload in State Trial Courts, 1984-1993 (continued)

**NOTE:** The footnoting scheme has been consolidated. Footnotes for 1985-1987 have been translated into the footnote scheme for 1988 through 1993.

NA = Data were unavailable or not comparable.

**QUALIFYING FOOTNOTES:**

A: The following courts' data are incomplete:

California—Superior Court—**Tort** data do not include **medical malpractice** and **product liability** cases. **Tort** data for 1989 also do not include partial data from several courts. Data for 1990 and 1992 also do not include partial data from one court. Data for 1991 also do not include data from one court. Data for 1993 do not include **medical malpractice, product liability,** and partial data from 14 courts.

Hawaii—Circuit Court—**Tort** data do not include a small number of District Court transfers reported with other **civil** cases.

Idaho—District Court—**Tort** data do not include some cases reported with unclassified **civil** cases.

Maryland—Circuit Court—**Tort** data do not include some cases reported with unclassified **civil** cases.

Massachusetts—Trial Court of the Commonwealth—**Tort** data do not include cases from the Boston Municipal Court Department.

New Jersey—Superior Court—**Tort** data do not include some cases reported with unclassified **civil** cases.

Wyoming—District Court—**Tort** data for 1992 do not include cases from two counties. For 1993 one county did not report **tort** data.

B: The following courts' data are overinclusive:

Puerto Rico—Superior Court—**Tort** data include **appeals**.

Utah—District Court—**Tort** data include **de novo appeals** from the Justice Court.

\*Additional court information:

Colorado—District and Denver Superior Courts—The Denver Superior Court was abolished 11/14/86 and the caseload absorbed by the District Court.

Florida—Circuit Court—The large increase in tort filings for 1991 is due in part to the filing of 1,113 asbestos cases in Miami in July of 1991.

New Jersey—Superior Court—The unit of count changed in 1989, so data from previous years are not comparable.

New York—Supreme and County Court—The unit of count changed in 1988, so data from previous years are not comparable.

# A ppendix 1: *Methodology*



# Methodology

---

## **Court Statistics Project: Goals and Organization**

The Court Statistics Project of the National Center for State Courts compiles and reports comparable court caseload data from the 50 states, the District of Columbia, and Puerto Rico. Project publications and technical assistance encourage greater uniformity in how individual state courts and state court administrative offices collect and publish caseload information. Progress toward these goals should result in more meaningful and useful caseload information for judges, court managers, and court administrators.

The *State Court Caseload Statistics: Annual Report* series is a cooperative effort of the Conference of State Court Administrators (COSCA) and the National Center for State Courts (NCSC). Responsibility for project management and staffing is assumed by the NCSC's Court Statistics Project. COSCA, through its Court Statistics Committee, provides policy guidance and review. The Court Statistics Committee includes members of COSCA and representatives of state court administrative office senior staff, the National Conference of Appellate Court Clerks, the National Association for Court Management, and the academic community. Preparation of the 1993 caseload report was funded by an ongoing grant from the State Justice Institute (SJI-07X-C-B-007-P94-1) to the NCSC.

In addition to preparing publications, the Court Statistics Project responds to nearly 700 requests for information and assistance each year. These requests come from a variety of sources, including state court administrative offices, local courts, individual judges, federal and state agencies, legislators, the media, academic researchers, students, and NCSC staff.

## **Evolution of the Court Statistics Project**

During the Court Statistics Project's original data compilation efforts, the *State of the Art* and *State Court Caseload Statistics: 1975 Annual Report*, classification problems arose from the multitude of categories and terms used by the states to report their caseloads. This suggested the need for a model annual report and a statistical dictionary of terms for court usage.

The *State Court Model Statistical Dictionary* provides common terminology, definitions, and usage for reporting appellate and trial court caseloads. Terms for reporting data on case disposition methods are provided in the *Dictionary* and in other project publications. The classification scheme and associated definitions serve as a model framework for developing comparable and useful data. A new edition of the *State Court Model Statistical Dictionary* was published in 1989, consolidating and revising the original 1980 version and the 1984 supplement.

Once a set of recommended terms was adopted, the project's focus shifted to assessing the comparability of caseload data reported by the courts to those terms. It became particularly important to detail the subject matter jurisdiction and methods of counting cases in each state court. Problems with categorizing and counting cases in the trial and appellate courts were resolved through the development of the *1984 State Trial Court Jurisdiction Guide for Statistical Reporting* and the *1984 State Appellate Court Jurisdiction Guide for Statistical Reporting*. Key information from both guides is updated annually as part of the preparation for a new caseload report. The introduction to the 1981 *Report* details the impact of the *Trial Court Jurisdiction Guide* on the Court Statistics Project data collection and the introduction to the 1984 *Report* describes the effect of the *Appellate Court Jurisdiction Guide*.

The *State Court Organization* series, recently updated for 1993 and published in 1995, is a valuable complement to the *Report* series. *State Court Organization 1993* describes in great depth the structure, organization, and management of state trial and appellate courts.

## Sources of Data

Information for the national caseload databases comes from published and unpublished sources supplied by state court administrators and appellate court clerks. Published data are typically official state court annual reports, which vary widely in form and detail. Although constituting the most reliable and valid data available at the state level, they arrive from statistical data filed monthly, quarterly, or annually by numerous local jurisdictions and, in most states, several trial and appellate court systems. Moreover, these caseload statistics are primarily collected to assist states in managing their own systems and are not prepared specifically for inclusion in the COSCA/NCSC caseload statistics report series.

Some states either do not publish an annual report or publish only limited caseload statistics for their trial or appellate courts. The Court Statistics Project receives unpublished data from those states in a wide range of forms, including internal management memos, computer-generated output, and the project's statistical and jurisdictional profiles, which are updated by state court administrative office staff.

Extensive telephone contact and follow-up correspondence collect missing data, confirm the accuracy of available data, and determine the legal jurisdiction of each court. The Court Statistics Project also collects information on the number of judges per court or court system (from annual reports, offices of state court administrators, and appellate court clerks); the state population (based on Bureau of the Census revised estimates); and special characteristics regarding subject matter jurisdiction and court

---

structure. Appendix 2 lists the source of each state's 1993 caseload statistics.

## Data Collection Procedures

The following outline summarizes the major tasks involved in compiling the 1993 caseload data reported in this volume:

**A.** The 1993 state reports were evaluated to note changes in the categories and terminology used for data reporting, changes in the range of available data, and changes in the state's court organization or jurisdiction. This entailed a direct comparison of the 1993 material with the contents of individual states' 1992 annual reports. Project staff used a copy of each state's 1992 trial and appellate court statistical spreadsheets, trial and appellate court jurisdiction guides, and the state court structure chart as worksheets for gathering the 1993 data. The previous year's spreadsheets provide the data collector with a reference point to identify and replicate the logic used in the data collection, which ensures consistency over time in the *Report* series. The caseload data were entered onto the 1993 spreadsheets. Caseload terminology is defined by the *State Court Model Statistical Dictionary, 1989*. Prototypes of appellate and trial court statistical spreadsheets can be found in Appendix 3.

**B.** Caseload numbers were screened for significant changes from the previous year. A record that documents and, where possible, explains such changes is maintained. This process serves as another reliability check by identifying statutory, organizational, or procedural changes that potentially affect the size of the reported court caseload.

**C.** The data were then transferred from the handwritten copy to computer databases that are created as EXCEL spreadsheets. Mathematical formulas are embedded in each spreadsheet to compute the caseload totals. The reliability of the data collection and data entry process was verified through an independent review by another project staff member of all decisions made by the original data collector. Linked spreadsheets contain the information on the number of judges, court jurisdiction, and state population needed to generate caseload tables for the 1993 *Report*.

**D.** After the data were entered and checked for entry errors and internal consistency, individual spreadsheets were generated for the appellate and trial courts using EXCEL software. The spreadsheet relates the total for each model reporting category to the category or categories the state used to report its caseload numbers.

**E.** Trial and appellate court spreadsheets for all 50 states, the District of Columbia, and Puerto Rico were sent directly to the states' administra-

tive offices of the courts and/or the appellate court clerks' offices for verification. This fairly recent step in the data collection process (which began with the 1989 *Report*) provides further assurance of data accuracy and often yields the bonus of additional caseload data or improved information on the content and accuracy of the data.

F. The final databases are stored in SPSS and Excel at the NCSC. The annual CSP databases are also archived with the Inter-University Consortium for Political and Social Research (ICPSR) at the University of Michigan.

## Ongoing Data Collection

Four basic types of data elements are collected by the Court Statistics Project: (1) trial court caseload statistics, (2) trial court jurisdictional/organizational information, (3) appellate court caseload, and (4) appellate court jurisdictional/organizational information.

For trial courts, emphasis is placed on reporting the total number of civil, criminal, juvenile, and traffic/other violation cases according to the model reporting format. Each of these major case types can be reduced to more specific caseload categories. For example, civil cases consist of tort, contract, real property rights, small claims, mental health, estate, domestic relations cases, trial court civil appeals, and appeals of administrative agency cases. In some instances, these case types can be further refined; for example, domestic relations cases can be divided into marriage dissolution, URESA, support/custody, adoption, domestic violence, and paternity cases.

Currently, only filing and disposition numbers are entered into the database for each case type. Data on pending cases were routinely collected by the project staff until serious comparability problems were identified when compiling the 1984 *Report*. Some courts provide data that include active cases only; others include active and inactive cases. The COSCA Court Statistics Committee recommended that the collection of pending caseload be deferred until a study determines whether and how data can be made comparable across states.

The trial court jurisdictional profile collects an assortment of information relevant to the organization and jurisdiction of each trial court system. Before the use of EXCEL spreadsheets for reporting statistical data, the main purpose of the profile was to translate the terminology used by the states when reporting statistical information into generic terms recommended by the *State Court Model Statistical Dictionary*. Each court's spreadsheet captures the state's terminology. The jurisdictional profile

---

currently collects information on number of courts, number of judges, methods of counting cases, availability of jury trials, dollar amount jurisdiction of the court, and time standards for case processing.

There are also statistical spreadsheets and jurisdiction guides for each state appellate court. Two major case types are used on the statistical spreadsheet: mandatory cases, which the court must hear on the merits as appeals of right and discretionary petition cases, which the court decides whether to accept and then reaches a decision on the merits. The statistical spreadsheet also contains the number of petitions granted where it can be determined. Mandatory and discretionary petitions are further differentiated by whether the case is a review of a final trial court judgment or some other matter, such as a request for interlocutory or postconviction relief. Where possible, the statistics are classified according to subject matter, chiefly civil, criminal, juvenile, disciplinary, or administrative agency.

The appellate court jurisdiction guide contains information about each court, including number of court locations, number of justices/judges, number of legal support personnel, point at which appeals are counted as cases, procedures used to review discretionary petitions, and use of panels.

## **Periodic Data Collection**

Periodically, the Court Statistics Project supplements its ongoing, general data collection efforts by collecting manner of disposition data from the states' general jurisdiction courts (the last time the Court Statistics Project collected manner of disposition data was for the 1988 *Report*). All of the states, the District of Columbia, and Puerto Rico were contacted and asked to make an effort to supply manner of disposition data to the project. Forty-two states provided some criminal disposition data, and 42 provided civil disposition data. Disposition statistics from these 42 courts present a picture of the way cases are disposed in state trial courts nationally. They are useful in comparing court backlogs, case management systems, and the impact of specialized programs such as arbitration and mediation.

Several obstacles hinder the achievement of comprehensive national statistics on manner of disposition for court cases. First, some states do not collect any disposition data. There were 10 such states in 1993. Second, other states define disposition categories differently, so information may not be comparable. For example, many states have a different definition of bench trial and what is considered a hearing before a judge. States with a very high bench trial rate use a more liberal definition of what constitutes a bench trial. Third, the mix of cases included in disposition totals may vary. For example, some states report contested and

uncontested divorce cases together, while others do not. Also differences in subject matter jurisdiction, court structure, and units for counting cases affect the comparability of disposition statistics.

Each of the 42 states that could provide manner of disposition data for 1993 was sent a copy of how their data was to be reported. Thirty-two of the states verified these and returned them to the Court Statistics Project.

## Completeness

States vary in the comprehensiveness and completeness with which they are able to report manner of disposition data. For criminal cases, Colorado, Connecticut, Maryland, and Oregon reported trial dispositions only with no other disposition categories. Alabama, Connecticut, Delaware, Maine, New York, Rhode Island, South Dakota, Tennessee, and Washington reported total criminal trials, but did not separate these into jury and bench trials. Louisiana provided the number of criminal cases disposed by jury trials only. Only 13 states were able to report conviction rates. Eight states reported only one disposition category for civil cases—trials. Of these states, Arizona, Colorado, Maryland, Oregon, and Rhode Island were able to separate civil trials into jury and bench trials.

## Comparability

Comparability is possible where states count trials similarly; use similar methods for counting what is a case; and report information for a similar range of case types. The point at which a state counts a jury trial varies widely. The table below shows the relative use of alternative trial definitions.

Definitions	Number of states which use definition for criminal	Number of states which use definition for civil
A) A jury trial is counted at jury selection, empaneling, or when jury is sworn. A nonjury trial is counted when evidence is first introduced or first witness is sworn.	27	28
B) A jury trial is counted at introduction or swearing of first witness. A nonjury trial is counted when evidence is first introduced or swearing of first witness.	2	0
C) A jury trial is counted at verdict or decision. A nonjury trial is counted at the decision.	13	14

The definitional differences for trials explain some of the variation in trial rates. Generally, most states providing data define a trial in a way that inflates the number of cases disposed at trial.

On the criminal side, courts also vary at the point they count a case as initially filed. Most states count a criminal case as filed at the information or indictment, although some use the arraignment. Since a number of cases will drop out of the system between these two points (usually by a plea or a dismissal), those courts that use an early count will have a higher rate of nontrial dispositions. Courts also differ in case unit of count. As shown below, states differ on whether they count charges, defendants, or indictments.

Definitions for unit of count—Criminal	Number of states
Single Defendant/Single Charge	3
Single Defendant/Single Incident	20
Single Defendant/Single Incident (maximum number of charges)	1
Single Defendant/One or More Incidents	4
Single Defendant/Varies with Prosecutor	2
One or More Defendants/Single Incidents	6
One or More Defendants/One or More Incidents	3
Varies with Prosecutor/Varies with Prosecutor	3

Definition of point of count—Criminal	Number of states
At the filing of the Information or Indictment	24
At the filing of the Information or Complaint	12
At filing of Complaint (Warrant/Accusation)	1
At the Arraignment (First Appearance)	5

## Footnotes

Footnotes indicate the degree to which a court’s statistics conform to the Court Statistics Project’s reporting categories as defined in the *State Court Model Statistical Dictionary*. Footnoted caseload statistics are either overinclusive in that they contain case types other than those defined for the term in the *Dictionary*, or are underinclusive in that some case types defined for the term in the *Dictionary* are not included. It is possible for a caseload statistic to contain inapplicable case types while also omitting those that are applicable, making the total or subtotal simultaneously overinclusive and underinclusive.

The 1993 *Report* uses a simplified system of footnotes. An “A” footnote indicates that the caseload statistic for a statewide court system does not include some of the recommended case types; a “B” footnote indicates that the statistic includes some extraneous case types; a “C” footnote

indicates that the data are both incomplete and overinclusive. The text of the footnote explains for each court system how the caseload data differ from the reporting category recommended in the *State Court Model Statistical Dictionary*. Caseload statistics that are not qualified by a footnote conform to the *Dictionary's* definition.

Case filings and dispositions are also affected by the unit and method of count used by the states, differing subject matter and dollar amount jurisdiction, and different court system structures. Most of these differences are described in the figures found in this volume and summarized in the court structure charts for each state. The most important differences are reported in summary form in the main caseload tables.

### **Variations in Reporting Periods**

As indicated in Figure A, most states report data by fiscal year, others by calendar year, and a few appellate courts report data by court term. Therefore, the 12-month period covered in this report is not the same for all courts.

This report reflects court organization and jurisdiction in 1993. Since 1975, new courts have been created at both the appellate and trial level, additional courts report data to the Court Statistics Project, courts may have merged or changed counting or reporting methods. The dollar amount limits of civil jurisdiction in many trial courts also vary. Care is therefore required when comparing 1993 data to previous years. The trend analysis used in this report offers a model for undertaking such comparisons.

### **Final Note**

Comments, corrections, and suggestions are a vital part of the work of the Court Statistics Project. Users of the *Report* are encouraged to write to the Director, Court Statistics Project, National Center for State Courts, 300 Newport Avenue (Zip 23185), P.O. Box 8798, Williamsburg, Virginia, 23187-8798.



**A**ppendix 2: *Sources of 1993*  
*State Court Caseload Statistics*

# Sources of 1993 State Court Caseload Statistics

State	Courts of Last Resort	Intermediate Appellate	General Jurisdiction	Limited Jurisdiction
Alabama	Alabama Judicial System Annual Report, 1993	Alabama Judicial System Annual Report, 1993	Alabama Judicial System Annual Report, 1993	Alabama Judicial System Annual Report, 1993. Unpublished data were provided by the Municipal Court.
Alaska	Alaska Court System 1993 Annual Report	Alaska Court System 1993 Annual Report	Alaska Court System 1993 Annual Report	Alaska Court System 1993 Annual Report
Arizona	The Arizona Courts Data Book, 1993	The Arizona Courts Data Book, 1993	The Arizona Courts Data Book, 1993	The Arizona Courts Data Book, 1993
Arkansas	Annual Report of the Arkansas Judiciary FY 1992-1993	Annual Report of the Arkansas Judiciary FY 1992-1993	Annual Report of the Arkansas Judiciary FY 1992-1993	Annual Report of the Arkansas Judiciary FY 1992-1993
California	1994 Annual Report, Judicial Council of California	1994 Annual Report, Judicial Council of California. Unpublished data were provided by the Clerk.	Judicial Council of California Annual Data Reference, 1992-1993	Judicial Council of California Annual Data Reference, 1992-1993
Colorado	Colorado Judicial Department Annual Report 1993 Statistical Supplement	Colorado Judicial Department Annual Report 1993 Statistical Supplement	Colorado Judicial Department Annual Report 1993 Statistical Supplement	Colorado Judicial Department Annual Report 1993 Statistical Supplement
Connecticut	Unpublished data were provided by the Office of the Chief Court Administrator.	Unpublished data were provided by the Office of the Chief Court Administrator.	Unpublished data were provided by the Office of the Chief Court Administrator.	Unpublished data were provided by the Office of the Chief Court Administrator.
Delaware	1993 Annual Report of the Delaware Judiciary	.....	1993 Annual Report of the Delaware Judiciary	1993 Annual Report of the Delaware Judiciary
District of Columbia	District of Columbia Courts Annual Report, 1993	.....	District of Columbia Courts Annual Report, 1993. Unpublished data were provided by the Executive Officer.	.....
Florida	Unpublished data were provided by the State Court Administrator and the Clerk of the Supreme Court.	Unpublished data were provided by the State Court Administrator.	Unpublished data were provided by the State Court Administrator.	Unpublished data were provided by the State Court Administrator and the Department of Highways, Safety, and Motor Vehicles.
Georgia	Unpublished data were provided by the Clerk of the Supreme Court.	Unpublished data were provided by the Clerk of the Court of Appeals.	Unpublished data were provided by the State Court Administrator.	Nineteenth Annual Report on the Work of the Georgia Courts, July 1, 1992-June 30, 1993. Additional unpublished data were provided by the State Court Administrator.
Hawaii	The Judiciary State of Hawaii: Annual Report 1993 and Statistical Supplement 1992-1993	The Judiciary State of Hawaii : Annual Report 1993 and Statistical Supplement 1992-1993	The Judiciary State of Hawaii: Annual Report 1993 and Statistical Supplement 1992-1993	The Judiciary State of Hawaii: Annual Report 1993 and Statistical Supplement 1992-1993
Idaho	The Idaho Courts Annual Report Appendix, 1993	The Idaho Courts Annual Report Appendix, 1993	The Idaho Courts Annual Report Appendix, 1993	.....
Illinois	Unpublished data were provided by the Administrative Director of the Courts.	Unpublished data were provided by the Administrative Director of the Courts.	Unpublished data were provided by the Administrative Director of the Courts.	.....

## Sources of 1993 State Court Caseload Statistics

State	Courts of Last Resort	Intermediate Appellate	General Jurisdiction	Limited Jurisdiction
Indiana	1993 Indiana Judicial Report	1993 Indiana Judicial Report	1993 Indiana Judicial Report	1993 Indiana Judicial Report
Iowa	1993 Annual Statistical Report. Unpublished data were provided by the Clerk.	1993 Annual Statistical Report. Unpublished data were provided by the Clerk.	1993 Annual Statistical Report	.....
Kansas	Annual Report of the Courts of Kansas: 1992-1993 FY	Annual Report of the Courts of Kansas: 1992-1993 FY	Annual Report of the Courts of Kansas: 1992-1993 FY	Annual Report of the Courts of Kansas: 1992-1993 FY
Kentucky	Unpublished data were provided by the Clerk of the Supreme Court.	Unpublished data were provided by the Clerk of the Court of Appeals.	Unpublished data were provided by the Administrative Director of Courts.	Unpublished data were provided by the Administrative Director of Courts.
Louisiana	Unpublished data were provided by the Clerk of the Supreme Court.	1993 Annual Report of the Judicial Council of the Supreme Court of Louisiana.	1993 Annual Report of the Judicial Council of the Supreme Court of Louisiana. Unpublished data were provided by the Judicial Administrator.	1993 Annual Report of the Judicial Council of the Supreme Court of Louisiana. Unpublished data were provided by the Judicial Administrator.
Maine	State of Maine Judicial Branch Annual Report, FY 93	.....	State of Maine Judicial Branch Annual Report, FY 93	State of Maine Judicial Branch Annual Report, FY 93
Maryland	Annual Report of the Maryland Judiciary 1992-1993	Annual Report of the Maryland Judiciary 1992-1993	Annual Report of the Maryland Judiciary 1992-1993. Unpublished data were provided by the AOC.	Annual Report of the Maryland Judiciary 1992-1993
Massachusetts	Unpublished data were provided by the Clerk of the Supreme Court.	Unpublished data were provided by the Clerk of the Appeals Court.	Annual Statistical Report of the Trial Court, 1993. Unpublished data were provided by the Administrator of Courts.	.....
Michigan	The Michigan State Courts Annual Report Statistical Supplement	The Michigan State Courts Annual Report Statistical Supplement	Unpublished data were provided by the State Court Administrator.	Unpublished data were provided by the State Court Administrator.
Minnesota	Unpublished data were provided by the State Court Administrator.	Unpublished data were provided by the State Court Administrator.	Unpublished data were provided by the State Court Administrator.	.....
Mississippi	Supreme Court of Mississippi 1993 Annual Report	.....	Supreme Court of Mississippi 1993 Annual Report	Supreme Court of Mississippi 1993 Annual Report
Missouri	Supplement to the Missouri Judicial Report, Fiscal Year 1993	Supplement to the Missouri Judicial Report, Fiscal Year 1993	Unpublished data were provided by the State Courts Administrator.	Data were not available.
Montana	Unpublished data were provided by the Court Administrator of the Supreme Court.	.....	Unpublished data were provided by the State Court Administrator.	Data were not available.
Nebraska	Nebraska Supreme Court 1993 Annual Report	.....	Nebraska Supreme Court 1993 Annual Report	Nebraska Supreme Court 1993 Annual Report
Nevada	Unpublished data were provided by the Clerk of the Supreme Court.	.....	Unpublished data were provided by the Administrative Director of Courts.	Data were not available.
New Hampshire	Unpublished data were provided by the Clerk of the Supreme Court.	.....	Unpublished data were provided by the Director, AOC.	Unpublished data were provided by the Director, AOC.

State	Courts of Last Resort	Intermediate Appellate	General Jurisdiction	Limited Jurisdiction
New Jersey	Annual Report 92-93. Unpublished data were provided by the Clerk of the Supreme Court.	Annual Report 92-93. Unpublished data were provided by the Clerk of the Appellate Court.	NJ Judiciary: Superior Court Caseload Reference Guide, 1990-1994. Unpublished data were provided by the Administrative Director of Courts.	Unpublished data were provided by the Administrative Director of Courts.
New Mexico	New Mexico State Courts, 1993 Annual Report	New Mexico State Courts, 1993 Annual Report	New Mexico State Courts, 1993 Annual Report	New Mexico State Courts, 1993 Annual Report
New York	1993 Annual Report of the Clerk of Court, Court of Appeals of the State of New York. Unpublished data were provided by the Clerk.	1993 Annual Report of the Clerk of Court, Court of Appeals of the State of New York. Unpublished data were provided by the Clerk.	Unpublished data were provided by the Chief Administrator of Courts.	Unpublished data were provided by the Chief Administrator of Courts.
North Carolina	Unpublished data were provided by the AOC.	Unpublished data were provided by the AOC.	Unpublished data were provided by the Administrative Director of Courts.	Unpublished data were provided by the Administrative Director of Courts.
North Dakota	North Dakota Courts Annual Report, 1993	North Dakota Courts Annual Report, 1993	North Dakota Courts Annual Report, 1993. Unpublished data were provided by the AOC.	North Dakota Courts Annual Report, 1993. Unpublished data were provided by the AOC.
Ohio	Ohio Courts Summary, 1993	Ohio Courts Summary, 1993	Ohio Courts Summary, 1993	Ohio Courts Summary, 1993
Oklahoma	State of Oklahoma, The Judiciary: Annual Report FY 93	State of Oklahoma, The Judiciary: Annual Report FY 93	State of Oklahoma, The Judiciary: Annual Report FY 93 and Statistical Appendix	Data were not available.
Oregon	Unpublished data were provided by the State Court Administrator.	Unpublished data were provided by the State Court Administrator.	Unpublished data were provided by the State Court Administrator.	Unpublished data were provided by the State Court Administrator.
Pennsylvania	Unpublished data were provided by the State Court Administrator.	Unpublished data were provided by the State Court Administrator.	Unpublished data were provided by the State Court Administrator.	Unpublished data were provided by the State Court Administrator.
Puerto Rico	Not available.	.....	Unpublished data were provided by the Administrative Director of Courts.	Unpublished data were provided by the Administrative Director of Courts.
Rhode Island	Unpublished data were provided by the Clerk.	.....	Unpublished data were provided by the AOC.	Unpublished data were provided by the AOC.
South Carolina	SC Judicial Department Annual Report, 1993	SC Judicial Department Annual Report, 1993	SC Judicial Department Annual Report, 1993. Additional unpublished data were provided.	SC Judicial Department Annual Report, 1993
South Dakota	SD Courts, The State of the Judiciary and 1993 Annual Report of SD Unified Judicial System	.....	SD Courts, The State of the Judiciary and 1993 Annual Report of SD Unified Judicial System	.....
Tennessee	Unpublished data were provided by the Executive Secretary.	Unpublished data were provided by the Executive Secretary.	Tennessee Judicial Council Annual Report and Statistical Supplement, 1992-93. Unpublished data were provided by the Clerks of Probate Court.	Data were not available.

## Sources of 1993 State Court Caseload Statistics

State	Courts of Last Resort	Intermediate Appellate	General Jurisdiction	Limited Jurisdiction
Texas	Texas Judicial System Annual Report, FY 1993	Texas Judicial System Annual Report, FY 1993	Texas Judicial System Annual Report, FY 1993	Texas Judicial System Annual Report, FY 1993
Utah	Unpublished data were provided by the Clerk of the Supreme Court.	Unpublished data were provided by the Clerk of the Appellate Court.	Utah State Courts 1994 Annual Report. Additional unpublished data were provided by the State Court Administrator.	Utah State Courts 1994 Annual Report. Additional unpublished data were provided by the State Court Administrator.
Vermont	Judicial Statistics, State of Vermont for Year Ending June 30, 1993	.....	Judicial Statistics, State of Vermont for Year Ending June 30, 1993	Judicial Statistics, State of Vermont for Year Ending June 30, 1993
Virginia	Virginia State of the Judiciary Report 1993	Virginia State of the Judiciary Report 1993	Virginia State of the Judiciary Report 1993	Virginia State of the Judiciary Report 1993
Washington	The Report of the Courts of Washington, 1993	The Report of the Courts of Washington, 1993	The Report of the Courts of Washington, 1993	1993 Caseloads of the Courts of Limited Jurisdiction of Washington State
West Virginia	Unpublished data were provided by the Clerk.	.....	Unpublished data were provided by the AOC.	Unpublished data were provided by the AOC.
Wisconsin	Unpublished data were provided by the Clerk of the Supreme Court.	Unpublished data were provided by the Clerk of the Court of Appeals.	Unpublished data were provided by the Clerk of the State Courts.	Unpublished data were provided by the Director of State Courts.
Wyoming	Unpublished data were provided by the Court Coordinator.	.....	Unpublished data were provided by the Court Coordinator.	Unpublished data were provided by the Court Coordinator.

**A**ppendix 3: Prototypes of State Appellate Court  
*and Trial Court Statistical Spreadsheets*

# Prototype of State Appellate Court Statistical Spreadsheet

State Name, Court Name  
 Court of last resort or intermediate appellate court  
 Number of divisions/departments, number of authorized justices/judges  
 Total population

	<u>Beginning pending</u>	<u>Filed</u>	<u>Disposed</u>	<u>End pending</u>
<b>MANDATORY JURISDICTION:</b>				
Appeals of final judgments:				
Civil				
Criminal:				
Capital criminal				
Other criminal				
Total criminal				
Juvenile				
Administrative agency				
Unclassified				
Total final judgments				
Other mandatory cases:				
Disciplinary matters				
Original proceedings				
Interlocutory decisions				
Advisory opinions				
Total other mandatory				
Total mandatory cases				
				<b>Filed Petitions Granted</b>
	<u>Filed</u>	<u>Filed Petitions Granted</u>	<u>Disposed</u>	<u>Disposed</u>
<b>DISCRETIONARY JURISDICTION:</b>				
Petitions of final judgment:				
Civil				
Criminal				
Juvenile				
Administrative agency				
Unclassified				
Total final judgments				
Other discretionary petitions:				
Disciplinary matters				
Original proceedings				
Interlocutory decisions				
Advisory opinions				
Total other discretionary				
Total discretionary cases				
<b>GRAND TOTAL</b>				
<b>OTHER PROCEEDINGS:</b>				
Rehearing/reconsideration requests				
Motions				
Other matters				
Number of supplemental judges/justices				
Number of independent appellate courts at this level				

MANNER OF DISPOSITION

	Predecision disposition (dismissed/ withdrawn/settled)	Opinions		Decision without opinion (memo/order)	Transferred	Other
		Signed opinion	Per curiam opinion			
<b>MANDATORY JURISDICTION:</b>						
Appeals of final judgment						
Civil						
Criminal						
Juvenile						
Administrative agency						
Unclassified						
Other mandatory cases:						
Disciplinary matters						
Original proceedings						
Interlocutory decisions						
Total mandatory jurisdiction cases						
<b>DISCRETIONARY JURISDICTION:</b>						
Petitions of final judgments:						
Civil						
Criminal						
Juvenile						
Administrative agency						
Unclassified						
Other discretionary petitions						
Disciplinary matters						
Original proceedings						
Total discretionary cases						
<b>GRAND TOTAL</b>						

TYPE OF DECISION IN MANDATORY CASES/GRANTED PETITIONS OF FINAL JUDGMENT

	Civil	Criminal	Juvenile	Administrative agency	Other mandatory cases	Total
<b>Opinions:</b>						
Affirmed						
Modified						
Reversed						
Remanded						
Mixed						
Dismissed						
Other						
<b>Total decisions:</b>						
Affirmed						
Modified						
Reversed						
Remanded						
Mixed						
Dismissed						
Other						

TYPE OF DECISION IN OTHER DISCRETIONARY PETITIONS

	Petition granted	Petition denied	Other
<b>Other discretionary petitions:</b>			
Disciplinary matters			
Original proceedings			
Total discretionary jurisdiction cases			



Prototype of State Appellate Court Statistical Spreadsheet

TIME INTERVAL DATA (MONTH/DAYS)

	Notice of appeal or ready for hearing			Ready for hearing or under advisement (submitted or oral argument completed)			Under advisement (submitted or oral argument completed) to decision			Notice of appeal to decision		
	Number of cases	Mean	Median	Number of cases	Mean	Median	Number of cases	Mean	Median	Number of cases	Mean	Median
<b>MANDATORY JURISDICTION:</b>												
Appeals of final judgment												
Civil												
Criminal												
Juvenile												
Administrative agency												
Unclassified												
Other mandatory cases												
Disciplinary matters												
Original proceedings												
Interlocutory decisions												
Total mandatory jurisdiction cases												
<b>DISCRETIONARY JURISDICTION:</b>												
Petitions of final judgments												
Civil												
Criminal												
Juvenile												
Administrative agency												
Unclassified												
Other discretionary petitions												
Disciplinary matters												
Original proceedings												
Interlocutory decisions												
Advisory opinions												
Total discretionary jurisdiction cases												
<b>GRAND TOTAL</b>												

AGE OF PENDING CASELOAD (DAYS)

Not ready for hearing												Submitted or oral argument completed	Average age of pending caseload
Awaiting court reporter's transcript			Awaiting appellant's brief			Awaiting respondent's brief			Ready for hearing				
0-60 days	61-120 days	over 120 days	0-60 days	61-120 days	over 120 days	0-60 days	61-120 days	over 120 days	0-60 days	61-120 days	over 120 days		

MANDATORY JURISDICTION:

- Appeals of final judgment
  - Civil
  - Criminal
  - Juvenile
  - Administrative agency
  - Unclassified
- Other mandatory cases
  - Disciplinary matters
  - Original proceedings
  - Interlocutory decisions
- Total mandatory jurisdiction cases

DISCRETIONARY JURISDICTION:

- Petitions of final judgments
  - Civil
  - Criminal
  - Juvenile
  - Administrative agency
  - Unclassified
- Other discretionary petitions
  - Disciplinary matters
  - Original proceedings
  - Interlocutory decisions
  - Advisory opinions
- Total discretionary jurisdiction cases

GRAND TOTAL

# Prototype of State Trial Court Statistical Spreadsheet

---

State Name, Court Name  
 Court of general jurisdiction or court of limited jurisdiction  
 Number of circuits or districts, number of judges  
 Total population

	Beginning Pending	Filed	Disposed	End Pending
<b>CIVIL:</b>				
Tort:				
Auto tort				
Product liability				
Medical malpractice				
Unclassified tort				
Miscellaneous tort				
Total Tort				
Contract				
Real property rights				
Small claims				
Domestic relations:				
Marriage dissolution				
Support/custody				
URES				
Adoption				
Paternity				
Domestic violence				
Miscellaneous				
Unclassified				
Total domestic relations				
Estate:				
Probate/wills/intestate				
Guardianship/conservatorship/trusteeship				
Miscellaneous estate				
Unclassified estate				
Total estate				
Mental health				
Appeal:				
Appeal of administrative agency case				
Appeal of trial court case				
Total civil appeals				
Miscellaneous civil				
Unclassified civil				
Total civil				
<b>CRIMINAL:</b>				
Felony				
Misdemeanor				
DWI/DUI				
Appeal				
Miscellaneous criminal				
Unclassified criminal				
Total Criminal				
<b>TRAFFIC/OTHER VIOLATION:</b>				
Moving traffic violation				
Ordinance violation				
Parking violation				
Miscellaneous traffic				
Unclassified traffic				
Total traffic/other violation				

	<u>Beginning Pending</u>	<u>Filed</u>	<u>Disposed</u>	<u>End Pending</u>
JUVENILE:				
Criminal-type petition				
Status offense				
Child-victim petition				
Miscellaneous juvenile				
Unclassified juvenile				
Total juvenile				

GRAND TOTAL

Drug cases

OTHER PROCEEDINGS:

  Postconviction remedy  
  Preliminary hearings  
  Sentence review only  
  Extraordinary writs  
Total other proceedings

MANNER OF CIVIL DISPOSITIONS

	<u>Uncontested/ Default</u>	<u>Dismissed</u>	<u>Withdrawn</u>	<u>Settled</u>	<u>Transferred</u>	<u>Arbitration</u>	<u>Total</u>
CIVIL:							
Tort:							
Auto tort							
Product liability							
Medical malpractice							
Unclassified tort							
Miscellaneous tort							
Total Tort							
Contract							
Real property rights							
Small claims							
Domestic relations:							
Marriage dissolution							
Support/custody							
URESAs							
Adoption							
Paternity							
Domestic violence							
Miscellaneous							
Unclassified							
Total domestic relations							
Estate:							
Probate/wills/intestate							
Guardianship/conservatorship							
/trusteeship							
Miscellaneous estate							
Unclassified estate							
Total estate							
Mental health							
Appeal:							
Appeal of administrative agency case							
Appeal of trial court case							
Total civil appeals							
Miscellaneous civil							
Unclassified civil							
Total civil							

MANNER OF CRIMINAL DISPOSITIONS AND TYPE OF DECISION

	<u>Felony</u>	<u>Misdemeanor</u>	<u>DWI/DUI</u>	<u>Appeal</u>	<u>Miscellaneous criminal</u>	<u>Total</u>
Jury trial:						
Conviction						
Guilty plea						
Acquittal						
Dismissed						
Nonjury trial:						
Conviction						
Guilty plea						
Acquittal						
Dismissed						
Dismissed/nolle prosequi						
Bail forfeiture						
Bound over						
Transferred						
Other						
Total dispositions						

MANNER OF TRAFFIC/OTHER VIOLATION DISPOSITIONS AND TYPE OF DECISION

	<u>Moving traffic violation</u>	<u>Ordinance violation</u>	<u>Parking violation</u>	<u>Miscellaneous traffic violation</u>	<u>Total</u>
Jury trial:					
Conviction					
Guilty plea					
Acquittal					
Dismissed					
Nonjury trial:					
Conviction					
Guilty plea					
Acquittal					
Dismissed					
Dismissed/nolle prosequi					
Bail forfeiture					
Parking fines					
Transferred					
Other					
Total dispositions					

MANNER OF DISPOSITION: TRIALS

	Trial			Trial		
	Jury	Nonjury	Total	Jury	Nonjury	Total
<b>CIVIL:</b>						
Tort:						
Auto tort						
Product liability						
Medical malpractice						
Unclassified tort						
Miscellaneous tort						
Total Tort						
Contract						
Real property rights						
Small claims						
Domestic relations:						
Marriage dissolution						
Support/custody						
URESAs						
Adoption						
Paternity						
Domestic violence						
Miscellaneous						
Unclassified						
Total domestic relations						
Estate:						
Probate/wills/intestate						
Guardianship/conservatorship						
/trusteeship						
Miscellaneous estate						
Unclassified estate						
Total estate						
Mental health						
Appeal:						
Appeal of administrative agency case						
Appeal of trial court case						
Total civil appeals						
Miscellaneous civil						
Unclassified civil						
Total civil						
<b>CRIMINAL:</b>						
Felony						
Misdemeanor						
DWI/DUI						
Appeal						
Miscellaneous criminal						
Unclassified criminal						
Total criminal						
<b>TRAFFIC/OTHER VIOLATION:</b>						
Moving traffic violation						
Ordinance violation						
Parking violation						
Miscellaneous traffic						
Unclassified traffic						
Total traffic/other violation						
<b>JUVENILE:</b>						
Criminal-type petition						
Status offense						
Child-victim petition						
Miscellaneous juvenile						
Unclassified juvenile						
Total juvenile						
<b>GRAND TOTAL</b>						

AGE OF PENDING CASELOAD (DAYS)

	<u>0-30</u> <u>days</u>	<u>31-60</u> <u>days</u>	<u>61-90</u> <u>days</u>	<u>91-180</u> <u>days</u>	<u>181-360</u> <u>days</u>	<u>361-720</u> <u>days</u>	<u>over 720</u> <u>days</u>	<u>Average age</u> <u>of pending cases</u>
CIVIL:								
Tort:								
Auto tort								
Product liability								
Medical malpractice								
Unclassified tort								
Miscellaneous tort								
Total Tort								
Contract								
Real property rights								
Small claims								
Domestic relations:								
Marriage dissolution								
Support/custody								
URESAs								
Adoption								
Paternity								
Domestic violence								
Miscellaneous								
Unclassified								
Total domestic relations								
Estate:								
Probate/wills/intestate								
Guardianship/conservatorship/trusteeship								
Miscellaneous estate								
Unclassified estate								
Total estate								
Mental health								
Appeal:								
Appeal of administrative agency case								
Appeal of trial court case								
Total civil appeals								
Miscellaneous civil								
Unclassified civil								
Total civil								

AGE OF PENDING CASELOAD (DAYS)

	<u>0-30</u> <u>days</u>	<u>31-60</u> <u>days</u>	<u>61-90</u> <u>days</u>	<u>91-180</u> <u>days</u>	<u>181-360</u> <u>days</u>	<u>361-720</u> <u>days</u>	<u>over 720</u> <u>days</u>	<u>Average age</u> <u>of pending cases</u>
<b>CRIMINAL:</b>								
Felony								
Misdemeanor								
DWI/DUI								
Appeal								
Miscellaneous criminal								
Unclassified criminal								
Total criminal								
<b>TRAFFIC/OTHER VIOLATION:</b>								
Moving traffic violation								
Ordinance violation								
Parking violation								
Miscellaneous traffic								
Unclassified traffic								
Total traffic/other violation								
<b>JUVENILE:</b>								
Criminal-type petition								
Status offense								
Child-victim petition								
Miscellaneous juvenile								
Unclassified juvenile								
Total juvenile								
<b>GRAND TOTAL</b>								
Drug cases								
<b>OTHER PROCEEDINGS:</b>								
Postconviction remedy								
Preliminary hearings								
Sentence review only								
Extraordinary writs								
Total other proceedings								



# **A**ppendix 4: State Populations

# State Populations

## Resident Population, 1993

State or territory	Population (in thousands)		
	1993 Juvenile	1993 Adult	1993 Total
Alabama	1,076	3,111	4,187
Alaska	189	410	599
Arizona	1,070	2,866	3,936
Arkansas	634	1,790	2,424
California	8,593	22,618	31,211
Colorado	938	2,628	3,566
Connecticut	774	2,503	3,277
Delaware	175	525	700
District of Columbia	115	463	578
Florida	3,169	10,510	13,679
Georgia	1,841	5,076	6,917
Hawaii	299	873	1,172
Idaho	332	767	1,099
Illinois	3,067	8,630	11,697
Indiana	1,469	4,244	5,713
Iowa	734	2,080	2,814
Kansas	684	1,847	2,531
Kentucky	971	2,818	3,789
Louisiana	1,243	3,052	4,295
Maine	307	932	1,239
Maryland	1,241	3,724	4,965
Massachusetts	1,393	4,619	6,012
Michigan	2,506	6,972	9,478
Minnesota	1,228	3,289	4,517
Mississippi	758	1,885	2,643
Missouri	1,363	3,871	5,234
Montana	232	607	839
Nebraska	439	1,168	1,607
Nevada	352	1,037	1,389
New Hampshire	284	841	1,125
New Jersey	1,896	5,983	7,879
New Mexico	480	1,136	1,616
New York	4,467	13,730	18,197
North Carolina	1,704	5,241	6,945
North Dakota	172	463	635
Ohio	2,859	8,232	11,091
Oklahoma	869	2,362	3,231
Oregon	781	2,251	3,032
Pennsylvania	2,871	9,177	12,048
Puerto Rico	1,195	2,426	3,622

(continued on next page)

State Populations

---

State Populations (continued)

Resident Population, 1993

State or territory	Population (in thousands)		
	1993 Juvenile	1993 Adult	1993 Total
Rhode Island .....	235	765	1,000
South Carolina .....	952	2,691	3,643
South Dakota .....	208	507	715
Tennessee .....	1,268	3,831	5,099
Texas .....	5,183	12,848	18,031
Utah .....	665	1,195	1,860
Vermont .....	144	462	576
Virginia .....	1,588	4,903	6,491
Washington .....	1,393	3,862	5,255
West Virginia .....	434	1,386	1,820
Wisconsin .....	1,342	3,696	5,038
Wyoming .....	138	332	470

Source: U.S. Bureau of the Census, 1994.

**Total State Population for Trend Tables, 1986-93**

State or territory	Population (in thousands)							
	1986	1987	1988	1989	1990	1991	1992	1993
Alabama	4,053	4,083	4,103	4,119	4,041	4,089	4,136	4,187
Alaska	533	525	523	527	550	570	587	599
Arizona	3,319	3,386	3,489	3,557	3,665	3,750	3,832	3,936
Arkansas	2,372	2,388	2,394	2,407	2,351	2,372	2,399	2,424
California	26,981	27,663	28,315	29,064	29,760	30,380	30,867	31,211
Colorado	3,267	3,296	3,301	3,316	3,294	3,377	3,470	3,566
Connecticut	3,189	3,211	3,235	3,239	3,287	3,291	3,281	3,277
Delaware	633	644	660	672	666	680	689	700
District of Columbia	625	622	618	604	607	598	589	578
Florida	11,675	12,023	12,335	12,671	12,938	13,277	13,488	13,679
Georgia	6,104	6,222	6,342	6,436	6,478	6,623	6,751	6,917
Hawaii	1,063	1,083	1,099	1,112	1,108	1,135	1,160	1,172
Idaho	1,002	998	1,003	1,014	1,007	1,039	1,067	1,099
Illinois	11,551	11,582	11,612	11,658	11,431	11,543	11,631	11,697
Indiana	5,503	5,531	5,555	5,593	5,544	5,610	5,622	5,713
Iowa	2,850	2,834	2,834	2,838	2,777	2,795	2,812	2,814
Kansas	2,460	2,476	2,495	2,513	2,478	2,495	2,523	2,531
Kentucky	3,729	3,727	3,726	3,727	3,685	3,713	3,755	3,789
Louisiana	4,502	4,461	4,407	4,383	4,220	4,252	4,287	4,295
Maine	1,173	1,187	1,205	1,222	1,228	1,235	1,235	1,239
Maryland	4,463	4,535	4,624	4,694	4,781	4,860	4,908	4,965
Massachusetts	5,832	5,855	5,888	5,912	6,016	5,996	5,988	6,012
Michigan	9,144	9,200	9,239	9,274	9,295	9,368	9,437	9,478
Minnesota	4,214	4,246	4,307	4,352	4,375	4,432	4,480	4,517
Mississippi	2,625	2,625	2,620	2,621	2,573	2,592	2,614	2,643
Missouri	5,066	5,103	5,142	5,160	5,117	5,158	5,193	5,234
Montana	819	809	805	805	799	808	824	839
Nebraska	1,597	1,594	1,602	1,611	1,578	1,593	1,606	1,607
Nevada	964	1,007	1,054	1,109	1,202	1,284	1,327	1,389
New Hampshire	1,027	1,057	1,086	1,106	1,109	1,105	1,111	1,125
New Jersey	7,620	7,672	7,720	7,736	7,730	7,760	7,789	7,879
New Mexico	1,479	1,500	1,506	1,528	1,515	1,548	1,581	1,616
New York	17,772	17,825	17,910	17,950	17,990	18,058	18,119	18,197
North Carolina	6,334	6,413	6,490	6,570	6,629	6,737	6,843	6,945
North Dakota	679	672	667	661	639	635	636	635
Ohio	10,753	10,784	10,855	10,908	10,847	10,939	11,016	11,091
Oklahoma	3,305	3,272	3,241	3,223	3,146	3,175	3,212	3,231
Oregon	2,698	2,724	2,766	2,820	2,842	2,922	2,977	3,032
Pennsylvania	11,888	11,936	12,001	12,039	11,882	11,961	12,009	12,048
Puerto Rico	3,267	3,274	3,294	3,291	3,521	3,522	3,522	3,622
Rhode Island	975	986	993	996	1,003	1,004	1,005	1,000
South Carolina	3,376	3,425	3,471	3,512	3,487	3,560	3,603	3,643
South Dakota	708	709	713	716	696	703	711	715
Tennessee	4,803	4,855	4,896	4,939	4,877	4,953	5,024	5,099
Texas	16,685	16,789	16,840	16,991	16,987	17,349	17,656	18,031
Utah	1,665	1,680	1,688	1,707	1,723	1,770	1,813	1,860
Vermont	541	548	557	566	563	567	570	576
Virginia	5,787	5,904	6,016	6,097	6,187	6,286	6,377	6,491
Washington	4,463	4,538	4,648	4,760	4,867	5,018	5,136	5,255
West Virginia	1,919	1,897	1,876	1,857	1,793	1,801	1,812	1,820
Wisconsin	4,785	4,807	4,854	4,867	4,892	4,955	5,007	5,038
Wyoming	507	490	479	474	454	460	466	470

Source: U.S. Bureau of the Census, 1994.

# State Court Organization 1993

## Contents

### Part I: Courts and Judges

1. Appellate Courts in the United States
2. Appellate Court Judges
3. Trial Courts and Trial Court Judges of the United States

### Part II: Judicial Selection and Service

4. Selection and Terms of Appellate Court Judges
5. Qualifications to Serve as an Appellate Court Judge
6. Selection and Terms of Trial Court Judges
7. Qualifications to Serve as a Trial Court Judge
8. Judicial Nominating Commissions
9. Provisions for Mandatory Judicial Education
10. Funding Sources for Mandatory Judicial Education
11. Judicial Performance Evaluation
12. Judicial Discipline: Investigating and Adjudicating Bodies

### Part III: The Judicial Branch: Governance, Funding, and Administration

13. Governance of the Judicial Branch
14. The Rule Making Authority of Courts of Last Resort by Specific Areas
15. Judicial Councils and Conferences: Composition and Function
16. Preparation and Submission of the Judicial Branch Budget
17. Sources of Trial Court Funding by Expenditure Items
18. Administrative Office of the Courts: Trial Court Responsibilities and Staffing by Function
19. State/Federal Judicial Councils
20. Statistical Reporting Requirements

### Part IV: Appellate Courts: Jurisdiction, Staffing, and Procedures

21. Clerks of Appellate Courts: Numbers and Method of Selection
22. Direct Staff Support to Appellate Court Judges
23. Mandatory and discretionary Jurisdiction of Appellate Courts

24. Type of Court Hearing Administrative Agency Appeals
25. Case Selection and Panel Structure in Appellate Courts
26. Expediting Procedures in Appellate Courts
27. Special Calendars in Appellate Courts
28. Limitations on Oral Argument in Appellate Courts

### Part V: Trial Court Administration and Procedures

29. Clerks of Court: Selection, Numbers, Terms of Office, and Funding
30. The Number of Trial Court Administrators
31. Making the Trial Record: Electronic Recording of Trial Proceedings
32. The Use of Cameras in Trial and Appellate Courts
33. Tribal Courts

### Part VI: The Jury

34. Trial Juries: Qualifications and Source Lists for Juror Service
35. Trial Juries: Exemptions, Excusals, and Fees
36. Trial Juries: Who Conducts Voir Dire and Allocation of Peremptory Challenges
37. Trial Juries: Size and Verdict Rules
38. Grand Juries: Composition and Functions

### Part VII: The Sentencing Context

39. Sentencing Statutes: Key Definitions and Provisions for Sentence Enhancement
40. Jurisdiction for Adjudication and Sentencing of Felony Cases
41. Sentencing Procedures and Guidelines in Non-Capital Cases
42. Sentencing Procedures in Death Penalty Cases
43. The Availability of Intermediate Sanctions
44. Sentencing Commissions and Sentencing Guidelines
45. Collateral Consequences of a Felony Conviction
46. Characteristics of "RICO" Statutes
47. Good Time Accumulation and Parole

### Part VIII: Court Structure Charts