

National Center for State Courts



3 4185 00003637 5

State Court Caseload Statistics, 1998

Supplement to Examining the Work of State Courts, 1998

State Court Structures

Jurisdiction and Reporting Practices

State Court Caseloads

Court Statistics Project Methodology

NCSC
KF
180
C74
1998
c.2

NCSC
KF
180
C74
1998
C.2

State Court Caseload Statistics, 1998

Supplement to Examining the Work of State Courts, 1998

Compiled by Melissa T. Cantrell, Carol R. Flango, and Karen Gillions Way

Court Statistics Project Staff

Brian J. Ostrom
Director

Fred Cheesman
Research Associate

Thomas Cohen
Research Associate

Carol R. Flango
Research Associate

Ann M. Jones
Research Associate

Neal B. Kauder
Consultant, Visual Research

Robert C. LaFountain
Research Analyst

Karen Gillions Way
Research Analyst

Melissa T. Cantrell
Program Specialist

Library
National Center for State Courts
300 Newport Ave.
Williamsburg, VA 23187-8798

A joint project of the Conference of State Court Administrators,
the State Justice Institute, the Bureau of Justice Statistics,
and the National Center for State Courts' Court Statistics Project.

Rec'd 2-16-06

Copyright 1999
National Center for State Courts
ISBN 0-89656-202-6

Suggested Citation:
Court Statistics Project, *State Court Caseload Statistics, 1998*
(National Center for State Courts 1999)

This report was developed under Grant SJI-91-N-007-O99-1 from the State Justice Institute and the Bureau of Justice Statistics. Points of view are those of the authors and do not necessarily represent the official position or policies of the State Justice Institute or the Bureau of Justice Statistics.

Conference of State Court Administrators' Court Statistics Committee

Hugh M. Collins (1982 to present), Cochairman, Judicial Administrator, Louisiana
J. Denis Moran (1983 to present), Cochairman, Director of State Courts, Wisconsin
John A. Clarke (1988 to present), Executive Officer/Clerk, Los Angeles Superior Court
Howard W. Conyers (1990 to present), Administrative Director of the Courts, Oklahoma
Marc Galanter (1986 to present), Evjue-Bascom Professor of Law, University of Wisconsin
Daniel J. Hall (1990 to present), Director of Planning and Analysis, Office of the State Court Administrator, Colorado
Mary McQueen (1999 to present), State Court Administrator, Washington
Judge Aaron Ment (1991 to present), Chief Court Administrator (retired), Connecticut
William J. O'Brien (1994 to present), State Court Administrator, Iowa
John T. Olivier (1991 to present), Clerk, Supreme Court of Louisiana
Howard P. Schwartz (1992 to present), Judicial Administrator, Kansas
Joseph C. Steele (1999 to present), State Court Administrator, Nebraska
Patricia Tobias (1999 to present), Administrative Director of the Courts, Idaho
Robert Wessels (1995 to present), Court Manager, County Criminal Courts at Law, Houston, Texas

National Center for State Courts' Board of Directors

Warren E. Burger, *Honorary Chairman* (1971-1995), Chief Justice of the United States
Chief Justice E. Norman Veasey, Chairperson, Supreme Court of Delaware
Chief Justice Gerald W. VandeWalle, Chairperson-Elect, Supreme Court of North Dakota
Howard W. Conyers, Vice-Chairperson, Administrative Director, Supreme Court of Oklahoma
Judge Roberto A. Arias, Duval County, Jacksonville, Florida
Byron Attridge, King and Spalding, Atlanta, Georgia
Frank Broccolina, Deputy State Court Administrator, Maryland Courts of Appeal
Chief Justice David A. Brock, Supreme Court of New Hampshire
Chief Judge Kevin S. Burke, Hennepin County District Court, Minnesota
David K. Byers, Administrative Director, Supreme Court of Arizona
Justice William Cousins, Illinois Appellate Court
Justice Ann K. Covington, Supreme Court of Missouri
Gordon M. Griller, Court Administrator, Maricopa County Superior Court, Arizona
Judge William G. Kelly, District Court, Michigan
Jack B. Middleton, McLane, Graf, Rauleron, & Middleton, Manchester, New Hampshire
Judge Thelma Wyatt Cummings Moore, Superior Court of Fulton County, Georgia
Presiding Judge Gayle A. Nachtigal, Circuit Court of Washington County, Oregon
Dwight Opperman, Key Investment, Inc., Minneapolis, Minnesota
Kenneth R. Palmer, State Court Administrator, Supreme Court of Florida
Louise M. Parent, Executive Vice-President and General Counsel, American Express Company, New York, New York
Carroll D. Stevens, Associate Dean, Yale Law School, New Haven, Connecticut
Judge Sandra Ann Thompson, Los Angeles Municipal Court, Torrance, California
William C. Vickrey, State Court Administrator, California
Ruth Walsh McIntyre, Seattle, Washington
Chief Judge Annice M. Wagner, District of Columbia Courts of Appeal
Roger K. Warren, President, National Center for State Courts, Williamsburg, Virginia
Robert Wessels, Court Manager, County Criminal Courts at Law, Houston, Texas

Acknowledgments

The members of the Court Statistics Project (CSP) gratefully acknowledge assistance and guidance from throughout the state court community. Our main debt of gratitude is to the state court administrators, the appellate court clerks, and their staffs who have provided the bulk of the information included in *Examining the Work of State Courts, 1998* and *State Court Caseload Statistics, 1998*. They have been consistently patient and helpful in answering written and telephone inquiries for more data or for explanations of the data provided. We owe a special debt of gratitude to the staff members of the administrative offices of the courts and of the appellate courts who serve as contact persons between their offices and the Court Statistics Project.

The content and design of all products produced by the CSP benefit greatly from the guidance of the 14 members of the Conference of State Court Administrators' Court Statistics Committee. The committee members have given generously of their time, talent, and experience, and their participation has been invaluable to project staff.

The Court Statistics Project is funded through the generous support of the State Justice Institute and the Bureau of Justice Statistics. It should be noted that the points of view stated in *Examining the Work of State Courts, 1998* and *State Court Caseload Statistics, 1998* are those of the authors and do not necessarily represent the policies of either agency. However, the authors wish to acknowledge the guidance and support provided by Pamela Bulloch, the project monitor at the State Justice Institute, and Marika Litras, the project monitor at the Bureau of Justice Statistics.

Responsibility for the information and the analysis reported in this document rests fully with the Court Statistics Project staff. The more general responsibility for developing the CSP products and promoting improvements to court statistics is shared with the National Center for State Courts' management and the COSCA Court Statistics Committee.

Preface

The Court Statistics Project makes information available in three distinct formats that we believe best serve the needs of the project's constituents. *State Court Caseload Statistics, 1998* is designed to provide specific information about particular court systems. This volume offers all interested parties high-quality, baseline information on state court structure, jurisdiction, reporting practices, and caseload volume and trends. The information assembled in this product will be especially helpful to people interested in doing their own cross-state comparisons or in examining the implications of caseload volume on the work and resource needs of specific state courts. For those wishing to brush up on the uses of these data, the Introduction provides an overview of applications, ingredients, and interpretation of state court caseload statistics. This information is also available through the Inter-University Consortium or to anyone who requests a copy of the publication from the Court Statistics Project.

A second publication, *Examining the Work of State Courts, 1998*, provides a readable overview, with easy-to-understand graphics and tables, of current state court activity and trends. The goal of this work is to provide a comprehensive yet nontechnical presentation of the demands currently being placed on state courts and the evolution of caseloads over time. Judges, policymakers, and practitioners will find this document useful for a range of planning and research needs, as well as for gaining a greater appreciation for the business of state courts.

Finally, the *State Court Organization* series provides an exhaustive compilation of information on state court structure and operations. The latest volume, the fourth in the series, complements, and extends the information on court jurisdiction and reporting practices provided here. The newest edition will cover most of the topics included in the 1993 edition, but will also cover new topics as well. Notable additions are tables on court automation, specialized courts, the administrative authority of presiding trial court judges, and the processing of domestic violence cases. A table of contents for *State Court Organization, 1998* is reprinted at the back of this volume.

Introduction

Using State Court Caseload Statistics

This introduction provides an overview of the uses, ingredients, and interpretation of state court caseload statistics. This examination is offered at a time of significant improvements in the quality of court statistics in general and in the comparability of those statistics across the states in particular. To help realize the potential of caseload statistics, this document considers three main questions: Why are caseload statistics useful? What are their ingredients? How can they address practical problems?

This is not a "technical" document. Although it is assumed that the reader has an interest in what courts are doing, there is no expectation of statistical expertise. Moreover, virtually all courts and states currently possess the information required to use caseload statistics. A count of the number of cases filed and disposed by month, quarter, or year is all that is needed to get started. Part of the message, however, is that with a small additional investment in effort, the potential exists to appreciably enhance a court's capacity to identify and solve emerging problems and to present the case for the court system's achievements and resource needs authoritatively.

Why Are Caseload Statistics Useful?

Argued in abstract, caseload statistics are important because they are analogous to the financial information business firms use to organize their operations. Because a court case is the one common unit of measurement available to all court managers, caseload statistics are the single best way to describe what courts are doing currently and to predict what they will do.

The pragmatic justification for caseload statistics is more compelling. Few would argue that the state courts are currently funded at a generous level. State budget offices routinely cast a cold eye on requests for additional judgeships, court support staff, or court facilities. Because the executive and legislative branches of the government are sophisticated producers and consumers of statistics, comparable expertise is needed by the judicial branch. Skillfully deployed caseload statistics provide powerful evidence for justifying claims to needed resources.

In response to perceived difficulties in using caseload statistics, it must be noted that they are simply counts of court activity. They are not inherently complex or obscure. The day-to-day activities of most court systems can generate the basic information that translates into caseload statistics. No extraordinary effort is required.

Like other statistics, however, caseload statistics are susceptible to twists and turns that can mislead or distort. Those twists and turns become particularly troublesome when comparisons are made across courts in any one state or among states. Yet, valid comparisons are potentially powerful tools for managing a court system, for determining and justifying the need for additional resources, and for planning.

For the rational study of the law the blackletter man may be the man of the present, but the man of the future is the man of statistics and the master of economics.¹

¹ Oliver Wendell Holmes, Jr., "The Path of the Law," *Harvard Law Review* 10 (1897), 457, 469.

Frequent reference is made throughout this report to a model approach for collecting and using caseload information.² The Conference of State Court Administrators (COSCA) and the National Center for State Courts (NCSC) jointly developed that approach over the last 20 years. The key to the approach is comparison: comparison among states and comparison over time. The COSCA/NCSC approach makes comparison possible, although at times it highlights some aspects that remain problematic when building a comprehensive statistical profile of the work of state appellate and trial courts nationally.

What Are the Ingredients of Caseload Statistics?

Five types of information are required for efficient caseload statistics: (1) counts of pending, filed, and disposed cases; (2) the method by which the count is taken (i.e., the unit of count that constitutes a case and the point at which the count is taken); (3) the composition of the counting categories (the specific types of cases that are included); (4) court structure and jurisdiction to decide cases; and (5) statistical adjustments that enhance the comparability and usefulness of case counts.

Counts are taken of the number of cases that are pending at the start of a reporting period, the number of cases filed during the period, the number of cases disposed during the period, and the number of cases left pending at the end of the period. Counts of caseloads are typically organized according to the major types of cases (civil, criminal, juvenile, traffic/other ordinance violations). However, there is still only limited uniformity among the states in the degree of detail or the specific case categories used despite the direction offered by the *State Court Model Statistical Dictionary*.

Methods for taking counts vary. The greatest variation occurs in what, precisely, a court counts as a case. Some courts actually count the number of a particular kind of document, such as an indictment in a criminal case. There is also variation in the point in the litigation process when the count is taken. For example, some appellate courts count cases when the notice of appeal is filed, others when the trial court record is filed, and still others when both the trial record and briefs are filed with the court.

Composition refers to the construction of caseload reporting categories that contain similar types of cases for which counts are taken of pending, filed, or disposed cases. Once a standard is defined for the types of cases that belong in a category, it becomes possible to compare court caseloads. The standard adopted by the Court Statistics Project is defined in the *State Court Model Statistical Dictionary*.

A count can be complete, meaning that it includes all of the types of cases in the definition; incomplete in that it omits some case types that should be included; overinclusive in that it includes some case types that should not be included; or both incomplete and overinclusive. For instance, the model approach treats an accusation of driving while intoxicated (DWI/DUI) as part of a court's criminal caseload. If a state includes such offenses with traffic cases rather than criminal cases, the criminal caseload statistics will be incomplete and the traffic caseload statistics will be overinclusive.

²The current status of that approach is elaborated in the *State Court Model Statistical Dictionary* (1989 edition).

Court structure and jurisdiction to decide cases indicate whether a court includes all of the relevant cases for a given locality or state. Two or more courts in a jurisdiction may share the authority to decide a particular type of case. Thus, in many states, both a court of general jurisdiction and a court of limited jurisdiction may hear misdemeanor cases. Similarly, complaints in torts or contracts below a set maximum dollar amount can often be filed in either court.

In some courts, jurisdiction is restricted to specific proceedings. An example is a preliminary hearing in a lower court to determine whether a defendant should be bound over for trial in the court of general jurisdiction.

Information on court structure and jurisdiction is therefore essential to the use of any state's caseload statistics. Each state has established various levels and types of courts. The lack of uniformity in court structure and jurisdiction even extends to the names given to the courts of various levels. The supreme court in most states is the court of last resort, the appellate court with final jurisdiction over all appeals within the state. In New York, however, the title supreme court denotes the main general jurisdiction trial court. A knowledge of court structure and jurisdiction is necessary before one can determine whether like is being compared to like.

Adjustments help make counts of cases more interpretable. Case filings per 100,000 population provide a standard measure of caseload levels that adjusts for differences in population among the states. The number of case dispositions as a percentage of case filings in a given time period offers a clearance rate, a summary measure of whether a court or state is keeping up with its incoming caseload. The number of case filings or case dispositions per judge is a useful expression of the workload confronting a court.

Such simple adjustments transform counts of cases into comparable measures of court activity. It is also possible to make adjustments to counts of cases to estimate the impact of missing information or to make allowances for differences in methods of count used by state courts. Other calculations reveal important aspects of court activity. For example, the percentage of petitions granted by an appellate court indicates how many cases will be heard on the merits, which require briefing and oral arguments or other steps that create substantial demands on court time and resources.

How Should Caseload Statistics Be Used to Solve Problems?

Caseload statistics can form a response to certain types of problems that courts face. One set of problems relates to the volume of cases that a court must hear and to the composition of that caseload. Drug cases offer an example. Have drug filings risen more rapidly than other types of criminal cases? Are drug cases more likely to be disposed at trial than other felonies? Do they take longer to resolve in the trial court? How common is it for drug cases to be appealed? How does the trend in drug filings in one section of the country compare with trends in other regions?

A related set of problems revolves around the adequacy of court resources. How many cases are typically handled by a judge in the state courts? As caseloads continue to rise, have judicial resources kept pace? Is the provision of judicial support staff in one state adequate when compared to the staff in another state with comparable filings or dispositions per judge?

A third set of problems relates to the pace of litigation. Are more new cases being filed annually than the court is disposing during the year, thus increasing the size of the pending caseload? How long do cases take to be resolved in the trial court? In the appellate court? What proportion of cases are disposed of within the court's or American Bar Association's time standards?

The model approach developed by COSCA and the NCSC answers such questions. Virtually all states, as well as many individual trial courts, publish their caseload statistics in annual reports. Yet the diverse methods that states employ to collect information on caseloads restrict the usefulness of the resulting information. It may seem as if courts in one state use the mark, others the yen, and still others the dollar. This approach looks at how caseload information can be organized nationally to address problems facing state court systems and individual courts.

Comparability

The caseload statistics from each state are collated into a coherent, comprehensive summary of all state court activity and published annually by the Court Statistics Project. The report contains tables, charts, and figures that are often lengthy and crowded with symbols and explanatory matter. This does not negate the underlying simplicity or usefulness of caseload statistics as counts of court activity.

The available statistics reflect the varied responses individual trial courts and states have made to practical problems such as what constitutes a case, whether to count a reopened case as a new filing, and whether a preliminary hearing binding a defendant over to a court of general jurisdiction is a case or merely an event equivalent to a motion.

Comparability is a more substantial issue than completeness. Seven reporting categories are used by the Court Statistics Project. Appellate caseloads are divided into mandatory and discretionary cases. Trial court caseloads are divided into criminal, nondomestic civil, domestic, juvenile, and traffic/other ordinance violation cases. Abbreviated definitions of these categories appear below.

APPELLATE COURT

mandatory case: appeals of right that the court must hear and decide on the merits

discretionary case: petitions requesting court review that, if granted, will result in the case being heard and decided on its merits

TRIAL COURT

nondomestic civil case: requests for an enforcement or protection of a right or the redress or prevention of a wrong (specific types of cases include tort, contract, real property rights, small claims, mental health, estate, and civil appeals)

domestic relations: a major classification of civil cases that includes cases involving family actions such as divorce, custody, paternity, adoption, interstate support, and domestic violence

criminal case: charges of a state law violation

juvenile petition: cases processed through the special procedures that a state established to handle matters relating to individuals defined as juvenile

traffic/other ordinance violation: charges that a traffic ordinance or city, town, or village ordinance was violated

These categories represent the lowest common denominator: what one can reasonably expect most states to provide.

The advent of automated information systems means that states increasingly collect more detailed information, distinguishing tort cases from other civil filings and personal injury cases from other tort filings. Similarly, some states distinguish between various types of felonies and misdemeanors within their criminal caseloads, including the separation of drug cases from others.

Another aspect of comparability is whether the caseload count from a particular court includes all the relevant cases for a given locality or state. In some states, one court may have complete jurisdiction over a particular type of case, while in others the jurisdiction is shared between two or more courts. For example, to get a complete count of discretionary filings at the appellate level, one may have to check the count only in the court of last resort (COLR) (states without an intermediate appellate court [IAC] or states where the IAC has only mandatory jurisdiction), or it may be necessary to examine both the COLR and the IAC (states that allocate discretionary jurisdiction to both the COLR and IAC). Therefore, when making comparisons with state court caseload statistics, one must have an awareness of the variation in court structure and jurisdiction.

The court structure charts summarize, in a one-page diagram, the key features of each state's court organization. The format meets two objectives: (1) it is comprehensive, indicating all court systems in the state and their interrelationship, and (2) it describes the jurisdiction of the court systems using a comparable set of terminology and symbols. The court structure charts employ the common terminology developed by the NCSC Court Statistics Project for reporting court statistics.

The charts identify all of the state courts in operation during the year and describe each court system's geographic and subject matter jurisdiction. The charts also provide basic descriptive information, such as the number of

authorized judicial posts and whether funding is primarily local or state. Routes of appeal are indicated by lines, with an arrow showing which court receives the appeal or petition.

Conclusion

Caseload statistics are less complex and more practical than often imagined. By following relatively simple steps, courts, state court administrative offices, trial court administrative offices, trial court administrators, and others can more effectively use the statistics that they currently produce. A useful point of reference when considering an upgrade to the quality and quantity of information currently being collected is the *State Court Model Statistical Dictionary*.

The flexibility and power of automated record systems mean that the information compiled nationally to describe state court caseloads is becoming more comparable year by year. Caseload data available for the 1990s will be significantly more comparable across the states than what has been published in the past. Differences among states in the criminal and juvenile unit of count will continue to make comparisons tentative for those cases. Still, those differences do not affect comparisons of clearance rates or of trends.

What can be done to realize the potential that caseload statistics offer for planning and policymaking? There are three priorities. First, reliable statistics on the size of the active pending caseload are needed. Unless courts routinely review their records to identify inactive cases, an accurate picture of their backlogs is not possible. Second, information on the number of cases that reach key stages in the adjudication process would be an important addition. How many "trial notes of issue" are filed in civil cases? In what proportion of civil cases is no answer ever filed by the defendant? Third, revisions to court record systems should consider the feasibility of including information on the workload burden being imposed on the court through pretrial conferences, hearings, and trial settings.

Accurate and comprehensive statistics are ultimately important because they form part of the currency when public policy is debated and decided in a "fact-minded culture." Those organizations and interests that master the statistics that describe their work and output are at an advantage in the competition for scarce public resources. The Court Statistics Project offers the state court community a resource for both examining itself and representing its case to the larger commonwealth.

Contents

v	Acknowledgments
vii	Preface
ix	Introduction
ix	Using State Court Caseload Statistics
ix	Why Are Caseload Statistics Useful?
x	What Are the Ingredients of Caseload Statistics?
xi	How Should Caseload Statistics Be Used to Solve Problems?
xii	Comparability
xiv	Conclusion
1	State Court Structure Charts
3	Understanding the Court Structure Charts
3	Appellate Courts
4	Trial Courts
5	Symbols and Abbreviations
61	Jurisdiction and State Court Reporting Practices
63	Figure A: Reporting Periods for All State Courts, 1998
65	Figure B: Methods of Counting Cases in State Appellate Courts, 1998
72	Figure C: Dollar Amount Jurisdiction for Original Tort, Contract, Real Property Rights and Small Claims Filings in State Trial Courts, 1998
78	Figure D: Criminal Case Unit of Count Used by State Trial Courts, 1998
84	Figure E: Juvenile Unit of Count Used in State Trial Courts, 1998
89	Figure F: State Trial Courts with Incidental Appellate Jurisdiction, 1998
95	Figure G: Number of Authorized Judges/Justices in State Courts, 1998
97	Figure H: Method of Counting Civil Cases in State Trial Courts, 1998
103	State Court Caseload Tables
105	Table 1: Reported National Caseload for State Appellate Courts, 1998. Mandatory jurisdiction cases and discretionary jurisdiction petitions in courts of last resort and intermediate appellate courts.
106	Table 2: Reported Total Caseload for All State Appellate Courts, 1998. Total mandatory cases, total discretionary petitions, and total discretionary petitions granted that are filed and disposed. The number of filed-per-judge figures for both the sum of mandatory cases and discretionary petitions, and the sum of mandatory cases and discretionary petitions granted. Court type and the point at which cases are counted.
117	Table 3: Selected Caseload and Processing Measures for Mandatory Cases in State Appellate Courts, 1998. Court type. Filed and disposed cases. Disposed as a percent of filed. Number of judges. Filed per judge. Filed per 100,000 total population.
123	Table 4: Selected Caseload and Processing Measures for Discretionary Petitions in State Appellate Courts, 1998. Court type. Filed and disposed cases. Disposed as a percent of filed. Number of judges. Filed per judge. Filed per 100,000 total population.

128	Table 5:	Selected Caseload and Processing Measures for Discretionary Petitions Granted in State Appellate Courts, 1998. Court type. Filed, filed granted, and granted disposed cases. Granted as a percent of filed. Disposed as a percent of granted. Number of judges. Filed granted per judge.
133	Table 6:	Opinions Reported by State Appellate Courts, 1998. Opinion unit of count. Composition of opinion count. Signed opinions. Number of justices/judges. Number of opinions/judge. Number of lawyer support personnel.
137	Table 7:	Reported National Civil and Criminal Caseloads for State Trial Courts, 1998. Civil and criminal cases in general jurisdiction and limited jurisdiction courts.
139	Table 8:	Reported Grand Total State Trial Court Caseload, 1998. Jurisdiction, parking, criminal unit of count, and support/custody codes. Case filings and dispositions. Dispositions as a percentage of filings. Filings per 100,000 total population.
148	Table 9:	Reported Total State Trial Court Civil Caseload, 1998. Jurisdiction, support/custody codes. Case filings and dispositions. Dispositions as a percentage of filings. Filings per 100,000 total population.
156	Table 10:	Reported Total State Trial Court Criminal Caseload, 1998. Jurisdiction, criminal unit of count, and point of filing codes. Case filings and dispositions. Dispositions as a percentage of filings. Filings per 100,000 adult population.
163	Table 11:	Reported Total State Trial Court Traffic/Other Violation Caseload, 1998. Jurisdiction, parking codes. Case filings and dispositions. Dispositions as a percentage of filings. Filings per 100,000 total population.
170	Table 12:	Reported Total State Trial Court Juvenile Caseload, 1998. Jurisdiction, point of filing codes. Case filings and dispositions. Dispositions as a percentage of filings. Filings per 100,000 juvenile population.
174	Table 13:	Mandatory Caseload in State Appellate Courts, 1989-1998. Case filings and dispositions, 1989-1998.
184	Table 14:	Discretionary Petitions in State Appellate Courts, 1989-1998. Case filings and dispositions, 1989-1998.
192	Table 15:	Felony Caseload in State Trial Courts of General Jurisdiction, 1989-1998. Case filings, 1989-1998.
196	Table 16:	Tort Caseload in State Trial Courts of General Jurisdiction, 1989-1998. Case filings, 1989-1998.

199	Appendix 1. Methodology
201	Court Statistics Project: Goals and Organization
201	Evolution of the Court Statistics Project
202	Sources of Data
203	Data Collection Procedures
204	Ongoing Data Collection
205	Supplementary Data Collection
206	Completeness
206	Comparability
207	Footnotes
208	Variations in Reporting Periods
208	Final Note
209	Appendix 2. Sources of 1998 State Court Caseload Statistics
215	Appendix 3. Prototypes of State Appellate Court and Trial Court Statistical Spreadsheets
227	Appendix 4. State Populations
229	Resident Population, 1998
231	Total State Population for Trend Tables, 1989-1998

Sate Court Structure Charts

Understanding the Court Structure Charts

The court structure charts summarize in a one-page diagram the key features of each state's court organization. The format meets two objectives: (1) it is comprehensive, indicating all court systems in the state and their interrelationship, and (2) it describes the jurisdiction of the court systems, using a standard set of terminology and symbols. The court structure charts employ the common terminology developed by the National Center for State Courts' Court Statistics Project for reporting caseload statistics.

The first chart is a prototype. It represents a state court organization in which there is one of each of the four court system levels recognized by the Court Statistics Project: courts of last resort, intermediate appellate courts, general jurisdiction trial courts, and limited jurisdiction trial courts. Routes of appeal from one court to another are indicated by lines, with an arrow showing which court receives the appeal or petition.

The charts also provide basic descriptive information, such as the number of authorized justices, judges, and magistrates (or other judicial officers). Each court system's subject matter jurisdiction is indicated using the Court Statistics Project case types. Information is also provided on the use of districts, circuits, or divisions in organizing the courts within the system and the number of courts.

The case types, which define a court system's subject matter jurisdiction, require the most explanation.

Appellate Courts

The rectangle representing each appellate court contains information on the number of authorized justices; the number of geographic divisions, if any; whether court decisions are made en banc, in panels, or both; and the Court Statistics Project case types that are heard by the court. The case types are shown separately for mandatory and discretionary cases. The case types themselves are defined in other Court Statistics Project publications, especially *1984 State Appellate Court Jurisdiction Guide for Statistical Reporting* and *State Court Model Statistical Dictionary: 1989 Edition*.

An appellate court can have both mandatory and discretionary jurisdiction over the same Court Statistics Project case type. This arises, in part, because the Court Statistics Project case types are defined broadly to be applicable to every state's courts. There are, for example, only two appellate Court Statistics Project case types for criminal appeals: capital and noncapital. A court may have mandatory jurisdiction over felony cases, but discretionary jurisdiction over misdemeanors. The list of case types would include "criminal" for both mandatory and discretionary

jurisdiction. The duplication of a case type under both headings can also occur if appeals from one lower court for that case type are mandatory while appeals from another lower court are discretionary. Also, statutory provisions or court rules in some states automatically convert a mandatory appeal into a discretionary petition—for example, when an appeal is not filed within a specified time limit. A more comprehensive description of each appellate court's subject matter jurisdiction can be found in the *1984 State Appellate Court Jurisdiction Guide for Statistical Reporting*.

Trial Courts

The rectangle representing each trial court also lists the applicable Court Statistics Project case types. These include civil, criminal, traffic/other violation, and juvenile. If a case type is simply listed, the court system shares jurisdiction over it with other courts. The presence of exclusive jurisdiction is always explicitly stated.

The absence of a case type from a list means that the court does not have that subject matter jurisdiction. The dollar amount jurisdiction is shown when there is an upper or a lower limit to the cases that can be filed in a court. A dollar limit is not listed if a court does not have a minimum or maximum dollar amount jurisdiction for general civil cases. In criminal cases, jurisdiction is distinguished between “felony,” which means the court can try a felony case to verdict and sentencing, and “preliminary hearings,” which applies to those limited jurisdiction courts that can conduct preliminary hearings that bind a defendant over for trial in a higher court.

Trial courts can have what is termed incidental appellate jurisdiction. The presence of such jurisdiction over the decisions of other courts is noted in the list of case types as either “civil appeals,” “criminal appeals,” or “administrative agency appeals.” A trial court that hears appeals directly from an administrative agency has an “A” in the upper-right corner of the rectangle.

For each trial court, the chart states the authorized number of judges and whether the court can impanel a jury. The rectangle representing the court also indicates the number of districts, divisions, or circuits into which the court system is divided. These subdivisions are stated using the court system's own terminology. The descriptions, therefore, are not standardized across states or court systems.

Some trial courts are totally funded from local sources; others receive some form of state funds. Locally funded court systems are drawn with broken lines. A solid line indicates that some or all of the funding is derived from state funds.

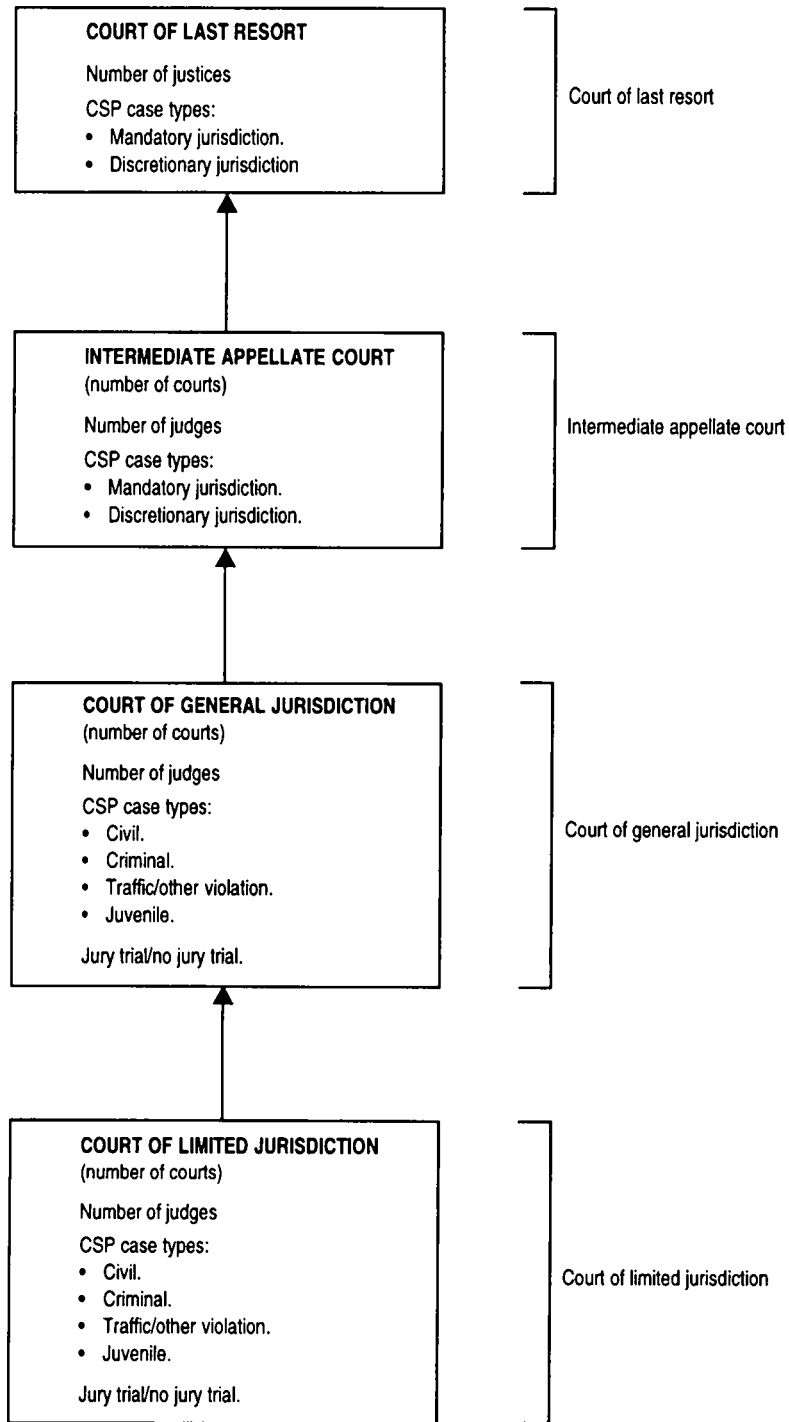
Symbols and Abbreviations

An “A” in the upper-right corner of a rectangle, representing either an appellate court or a trial court, indicates that the court receives appeals directly from the decision of an administrative agency. If “administrative agency appeals” is listed as a case type, the court hears appeals from decisions of another court on an administrative agency’s actions. It is possible for a court to have both an “A” designation and to have “administrative agency appeals” listed as a case type. Such a court hears appeals directly from an administrative agency (“A”) and has appellate jurisdiction over the decision of a lower court that has already reviewed the decision of the administrative agency.

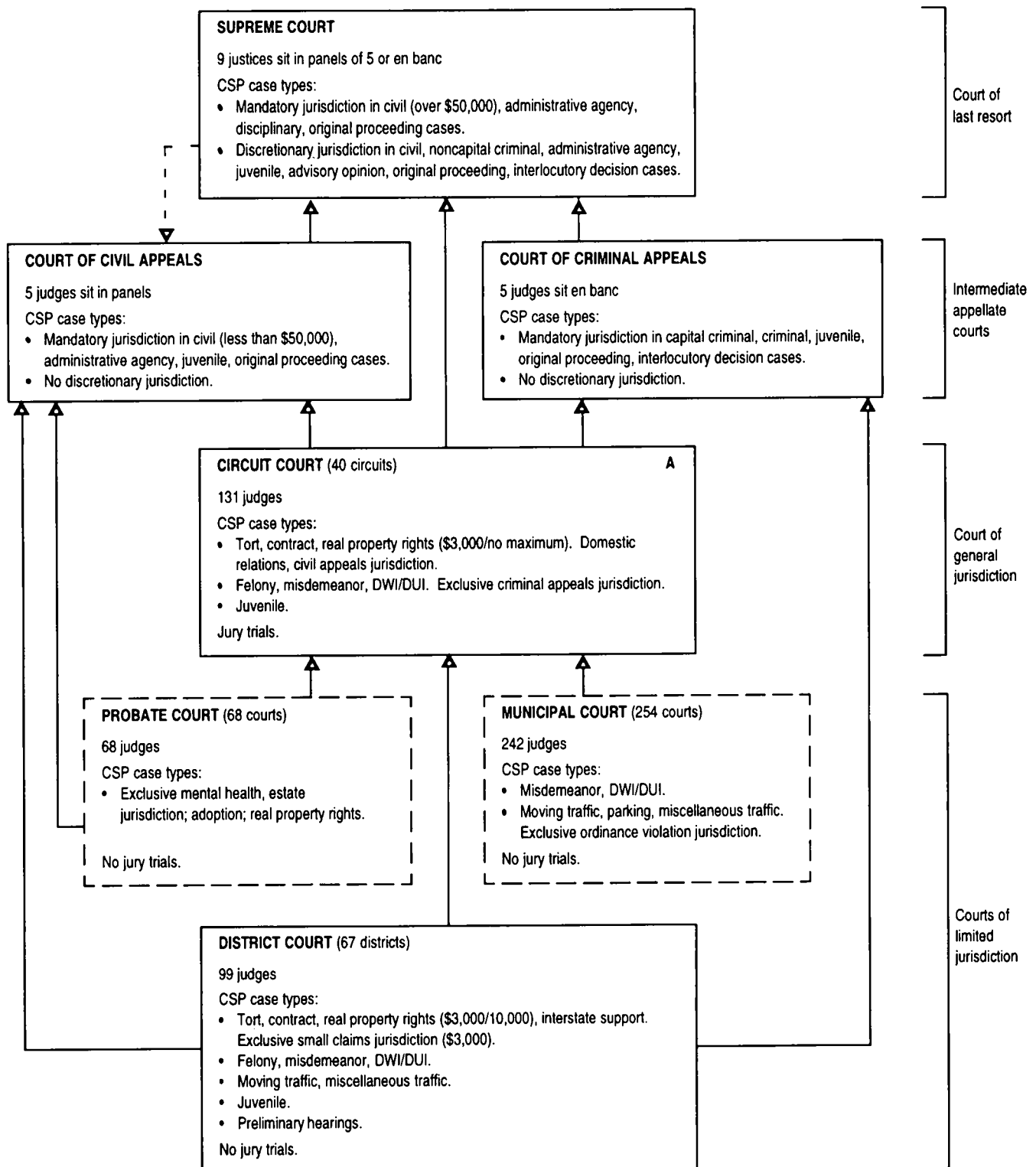
The number of justices or judges is sometimes stated as “FTE.” This represents “full-time equivalent” authorized judicial positions. “DWI/DUI” stands for “driving while intoxicated/driving under the influence.” The “SC” abbreviation stands for “small claims.” The dollar amount jurisdiction for civil cases is indicated in parentheses with a dollar sign. Where the small claims dollar amount jurisdiction is different, it is noted.

The court structure charts are convenient summaries. They do not substitute for the detailed descriptive material contained in the tables of *State Court Organization, 1998*. Moreover, they are based on the Court Statistics Project’s terminology and categories. This means that a state may have established courts that are not included in these charts. Some states have courts of special jurisdiction to receive complaints on matters that are more typically directed to administrative boards and agencies. Since these courts adjudicate matters that do not fall within the Court Statistics Project case types, they are not included in the charts. The existence of such courts, however, is recognized in a footnote to the state’s court structure chart.

STATE COURT STRUCTURE PROTOTYPE, 1998

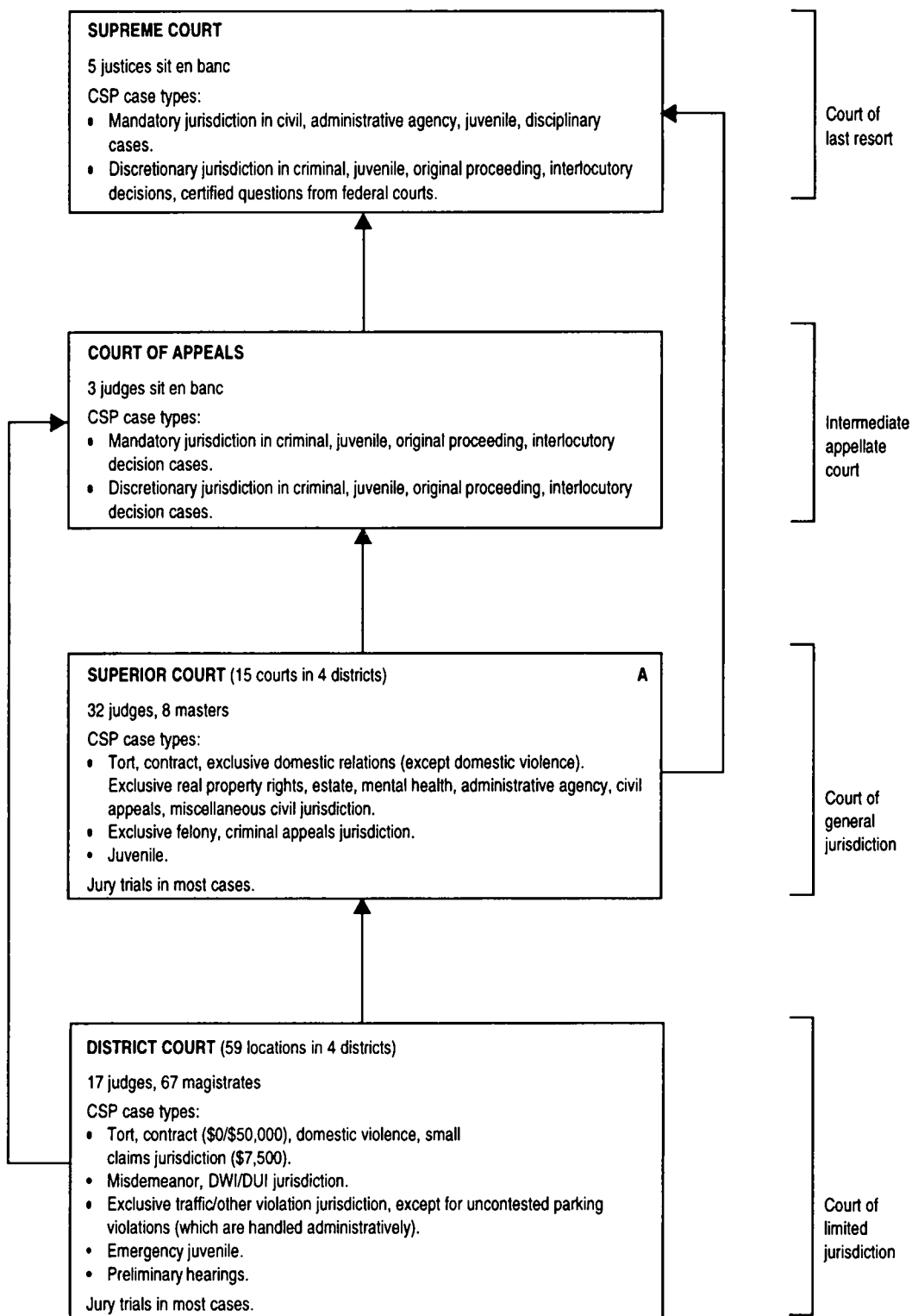


ALABAMA COURT STRUCTURE, 1998

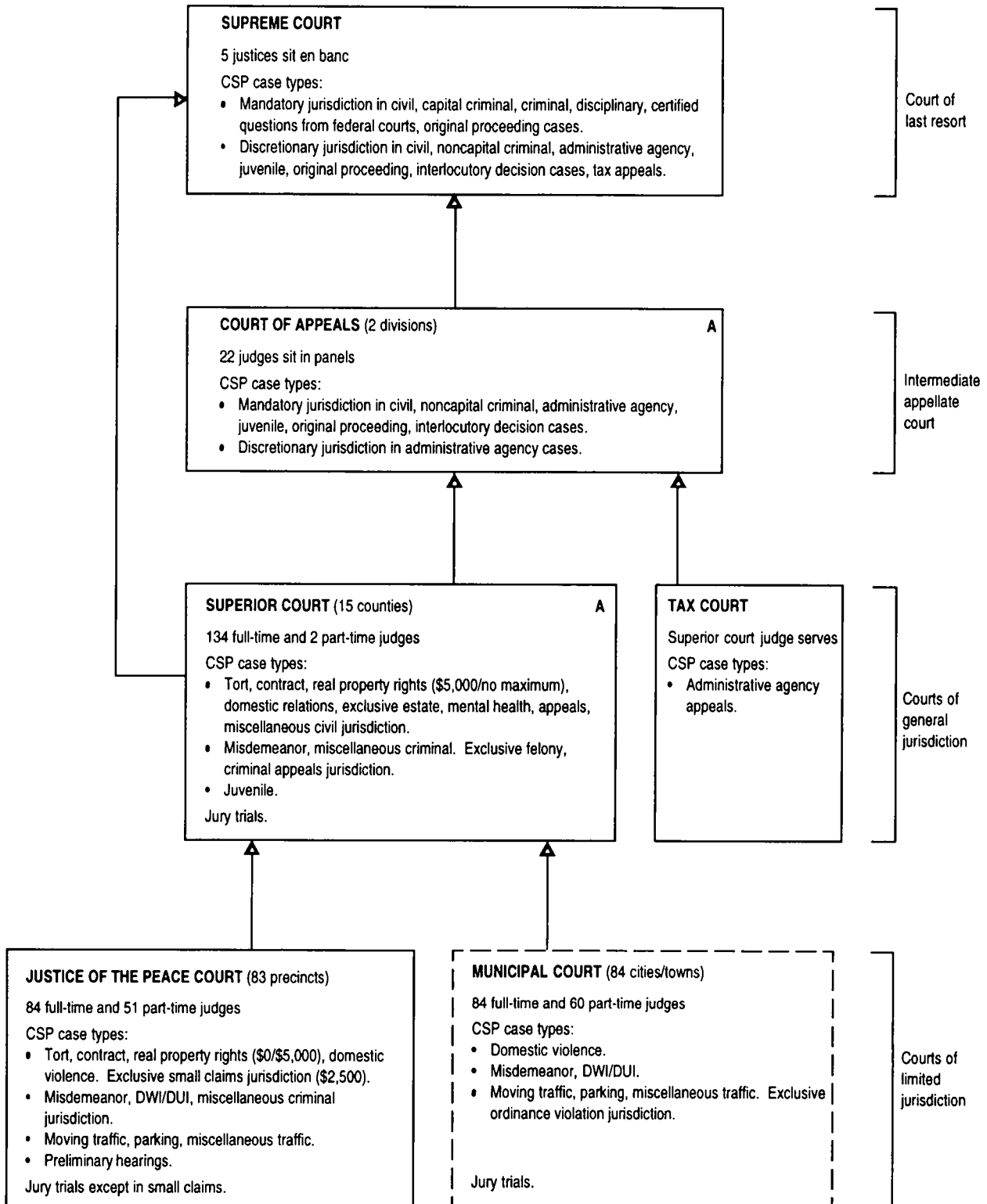


- - - Indicates assignment of cases.

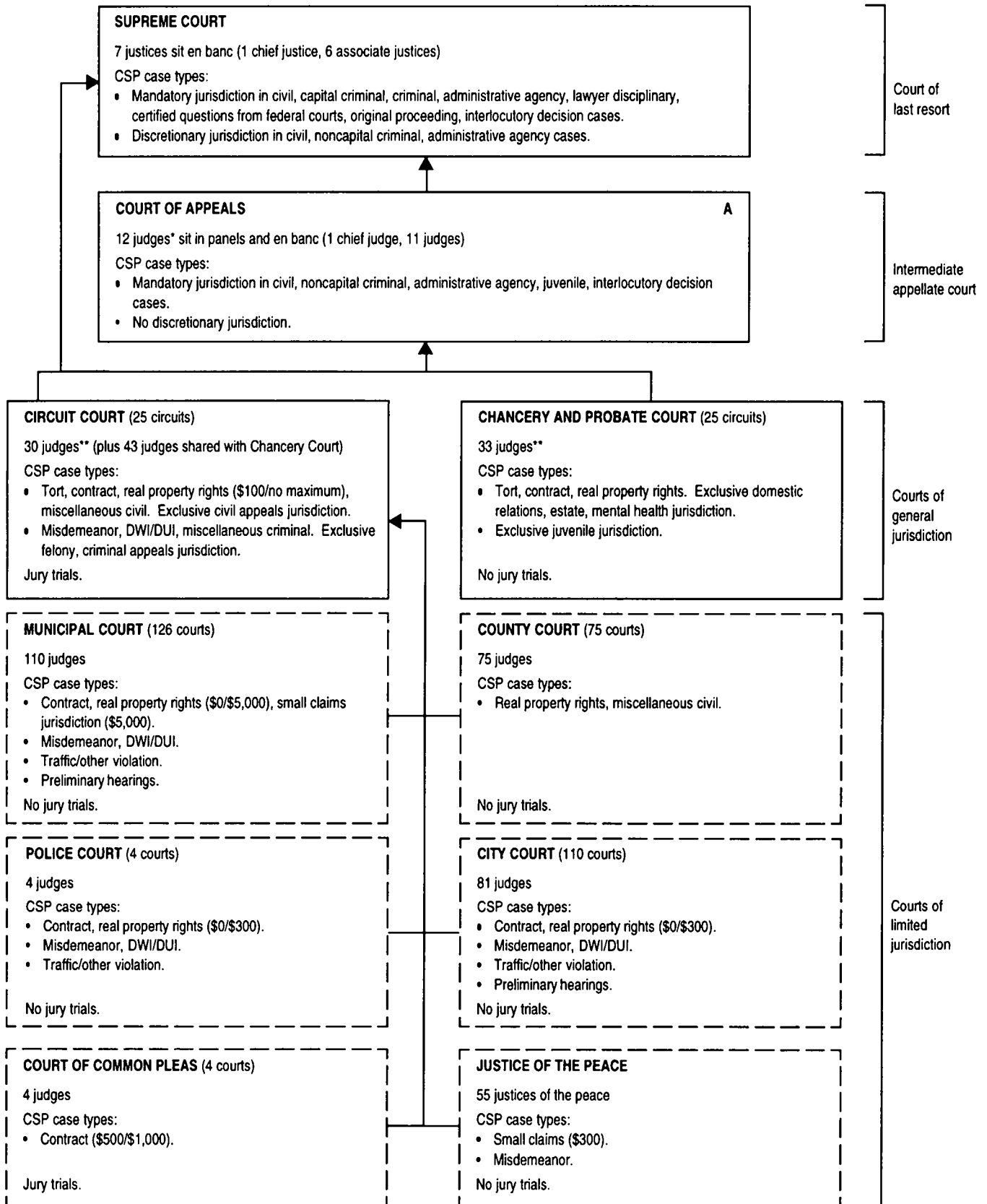
ALASKA COURT STRUCTURE, 1998



ARIZONA COURT STRUCTURE, 1998



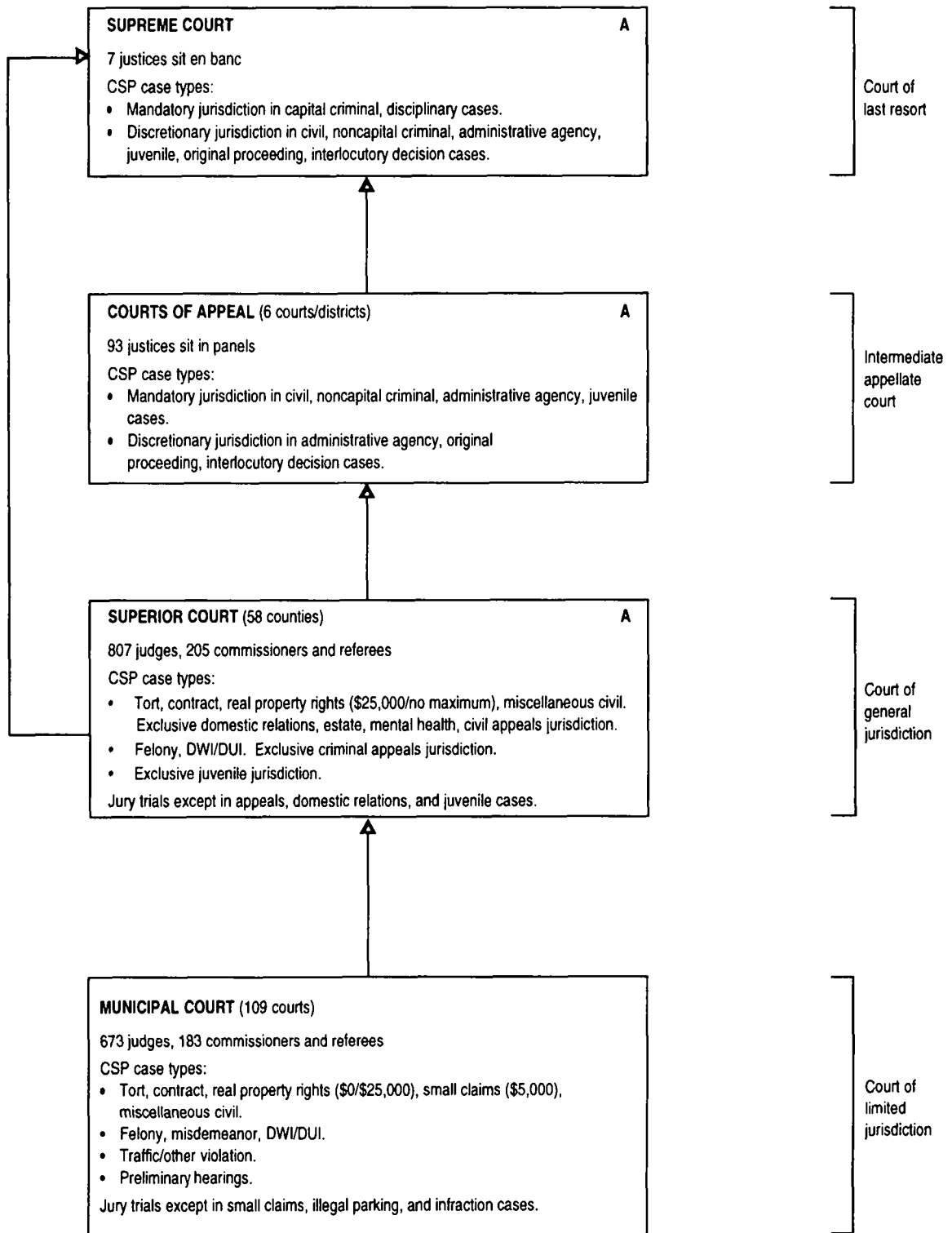
ARKANSAS COURT STRUCTURE, 1998



* Court of Appeals judges increased to 12 effective January 1, 1997.

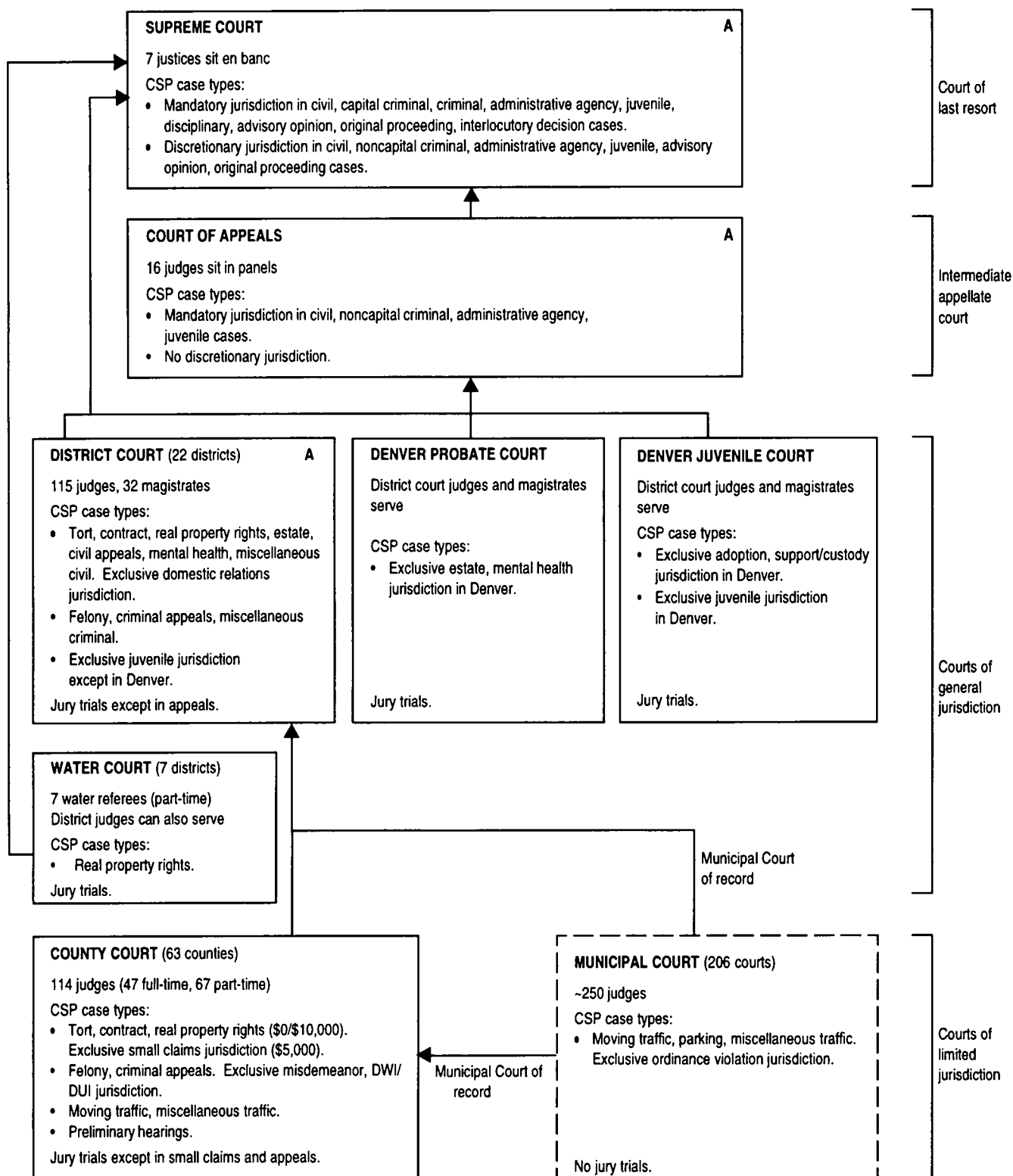
** Forty-three additional judges serve both circuit and chancery courts.

CALIFORNIA COURT STRUCTURE, 1998

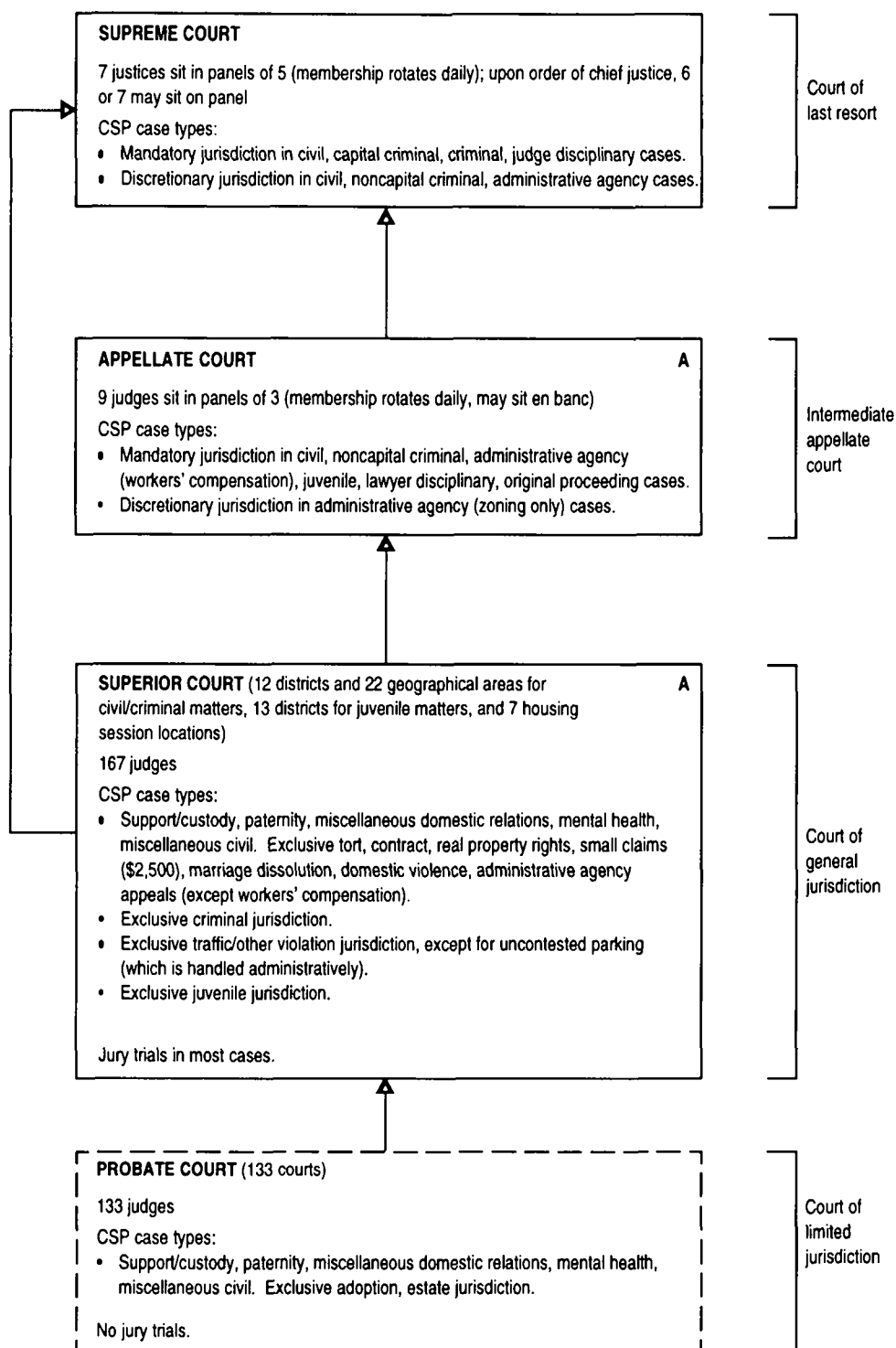


Note: In 1998 Proposition 220 amended the state Constitution by providing for the voluntary unification of the superior (courts of general jurisdiction) and municipal (courts of limited jurisdiction) courts of a county into one countywide superior court. Originating as Senate Constitutional Amendment 4, the measure was passed by the Legislature in June, 1996, appeared as Proposition 220 on a statewide ballot during a primary election on June 2, 1998, and was approved by 64% of the voters. Proposition 220 became effective June 3, 1998.

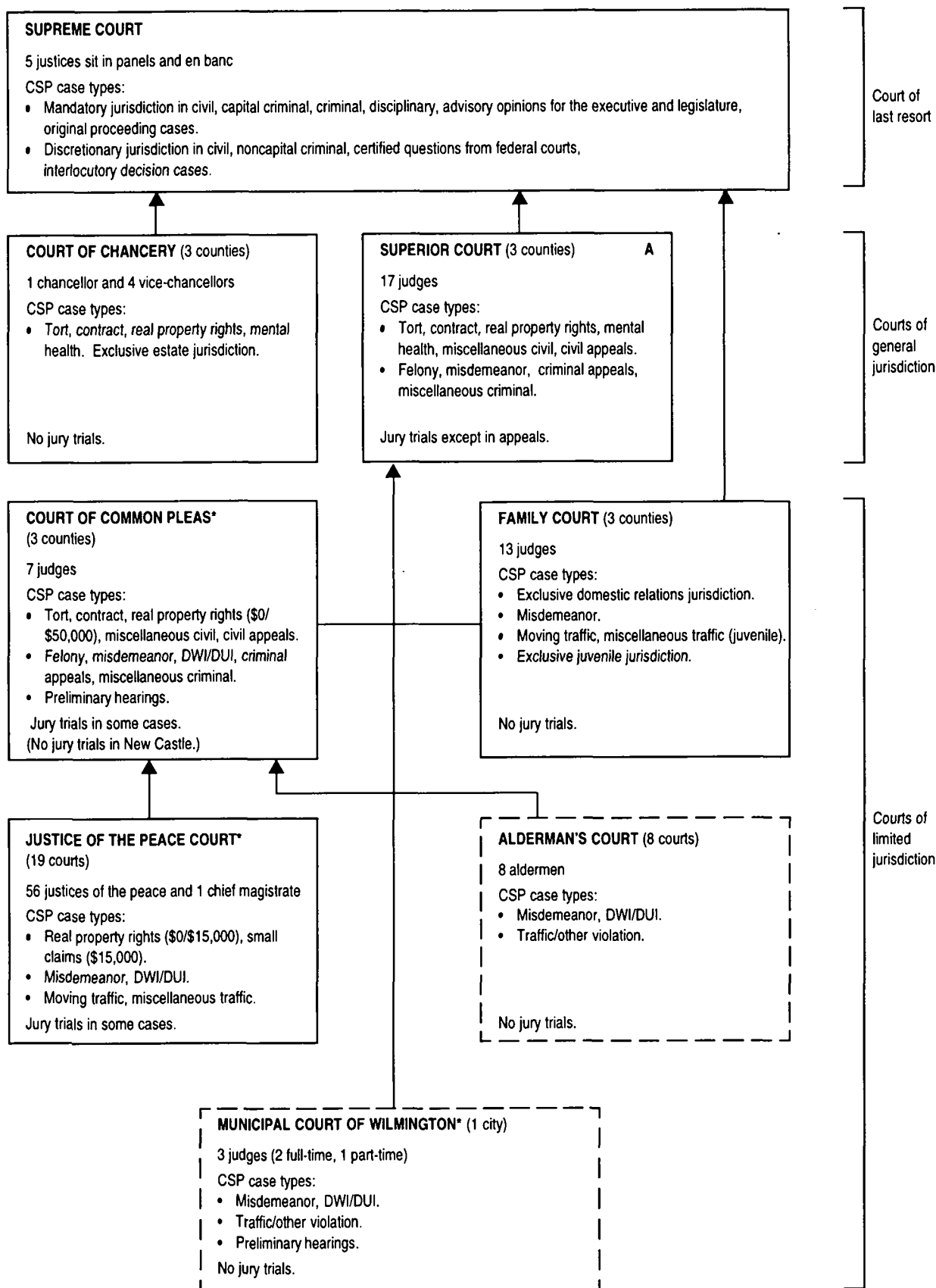
COLORADO COURT STRUCTURE, 1998



CONNECTICUT COURT STRUCTURE, 1998

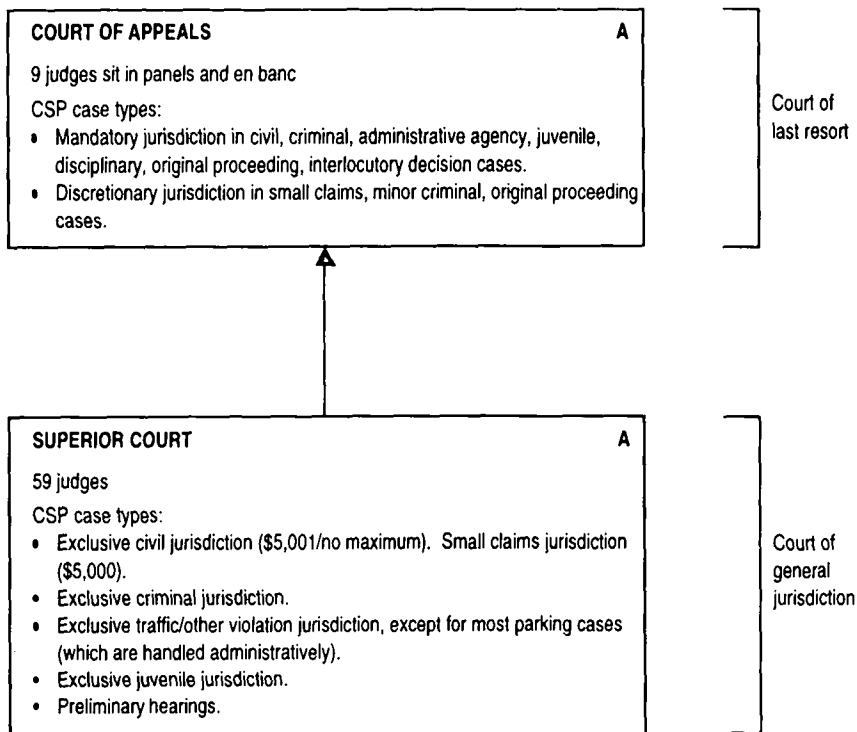


DELAWARE COURT STRUCTURE, 1998

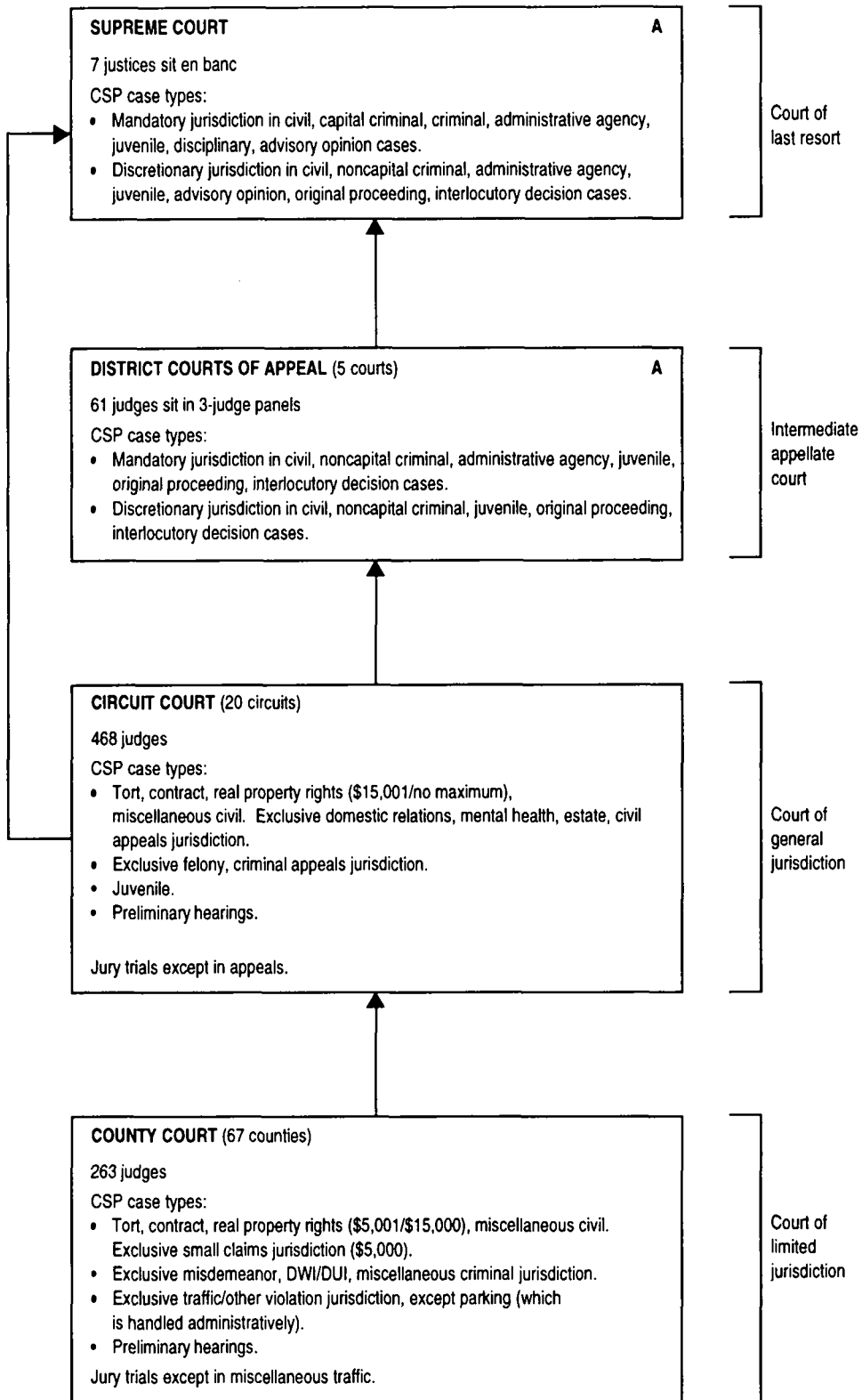


* The Municipal Court of Wilmington was eliminated effective May 1, 1998, and most of its caseload was absorbed by the Court of Common Pleas and entry-level misdemeanor and simple traffic caseload absorbed by the Justice of the Peace Court. A new Justice of the Peace Court was created in Wilmington effective May 1, 1998.

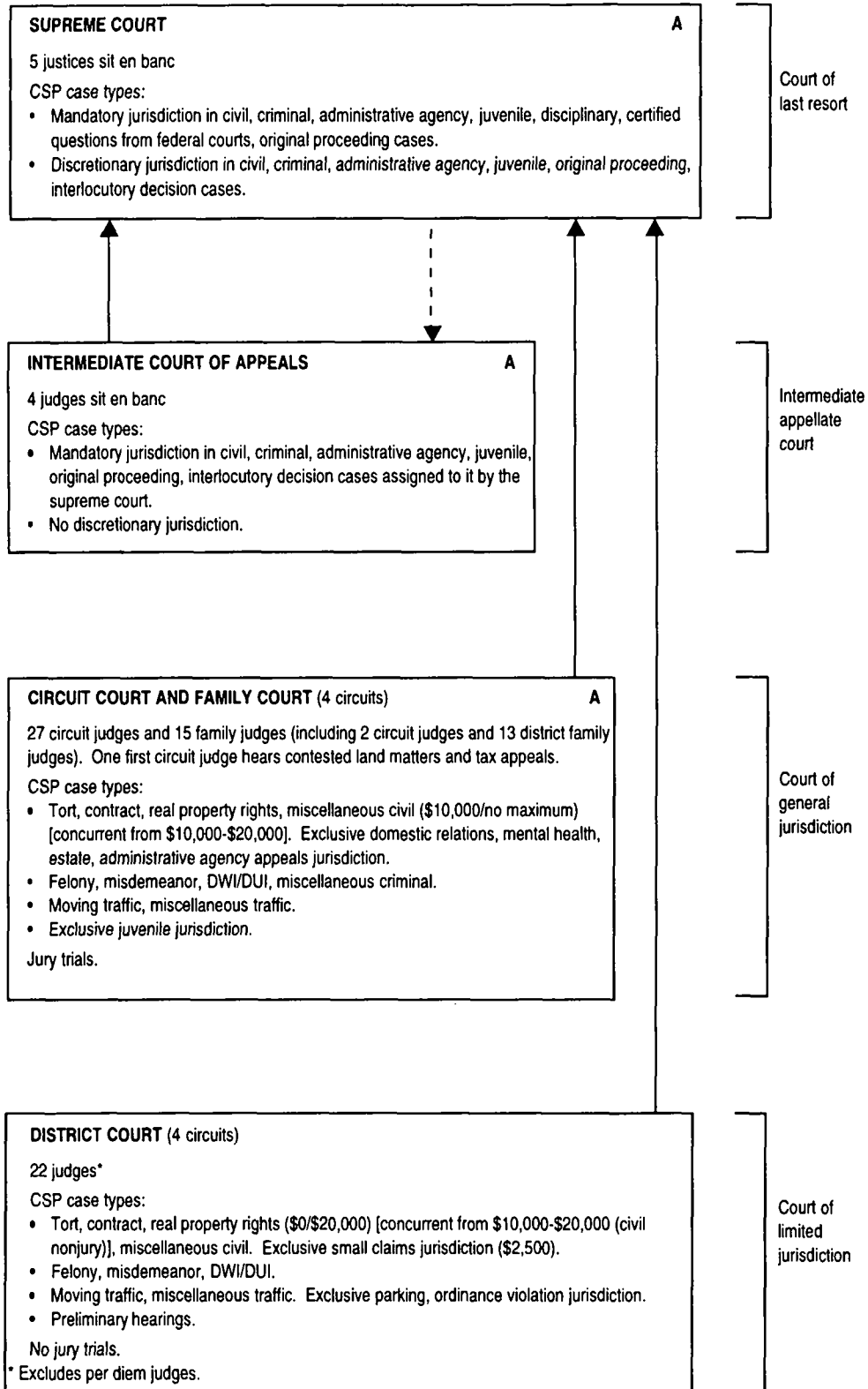
DISTRICT OF COLUMBIA COURT STRUCTURE, 1998



FLORIDA COURT STRUCTURE, 1998

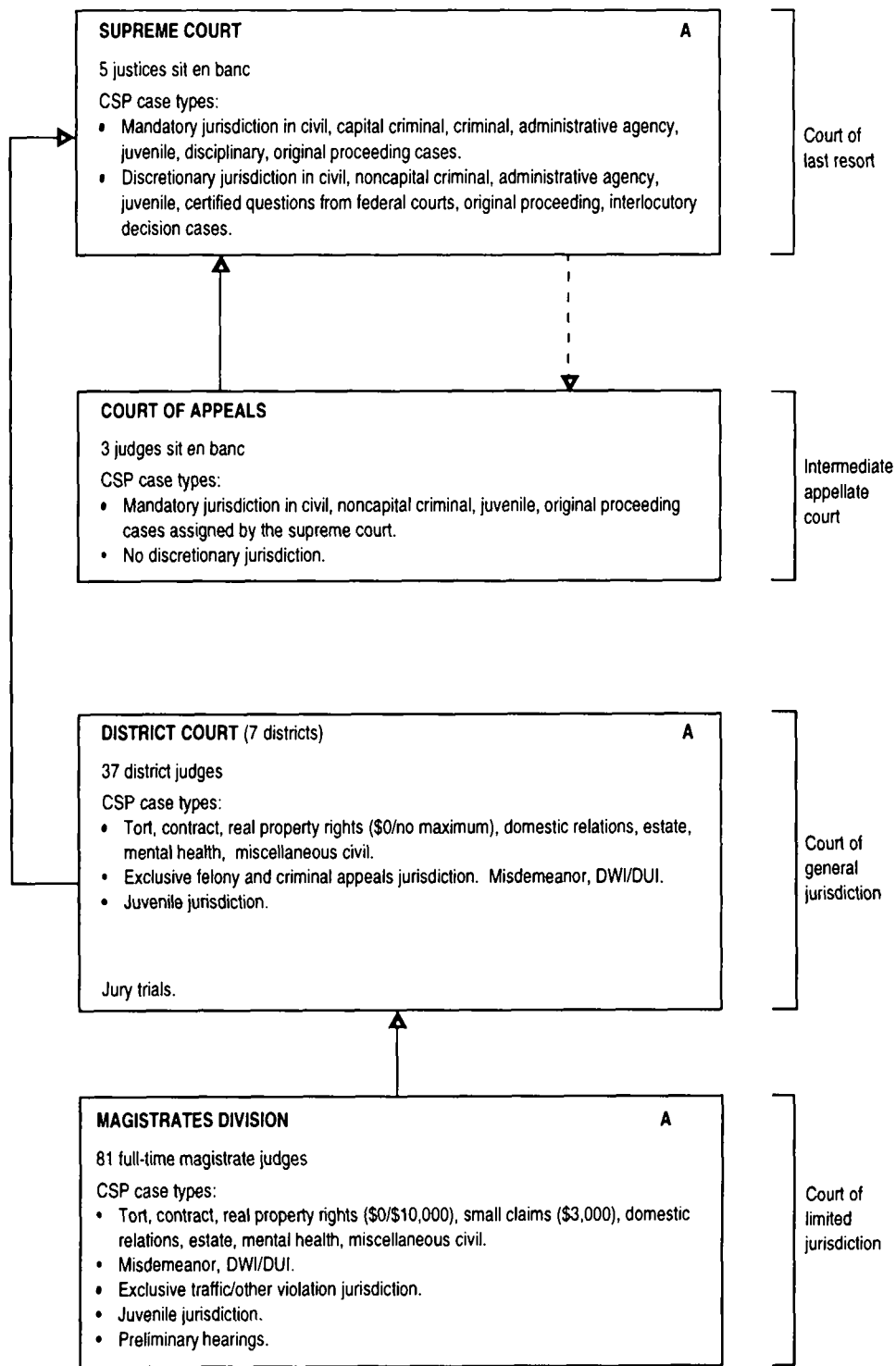


HAWAII COURT STRUCTURE, 1998



— — Indicates assignment of cases.

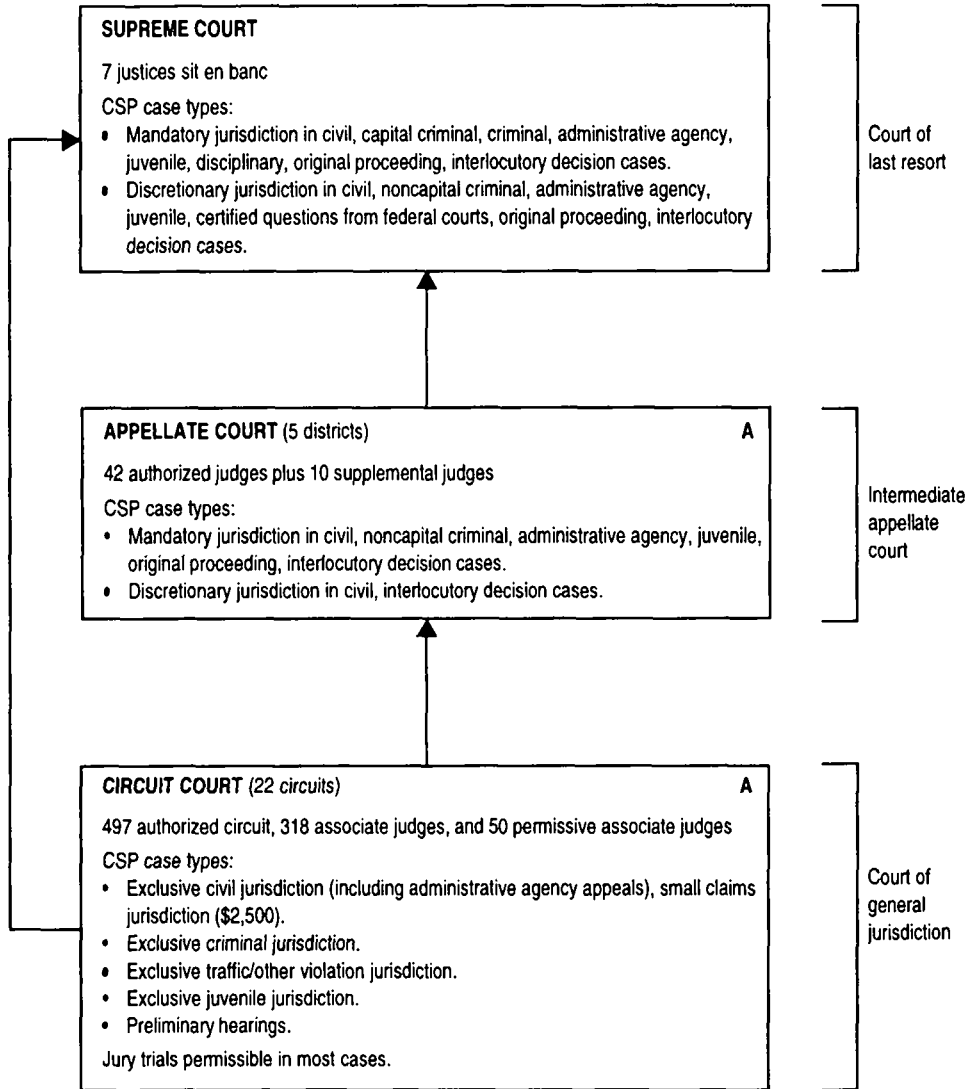
IDAHO COURT STRUCTURE, 1998



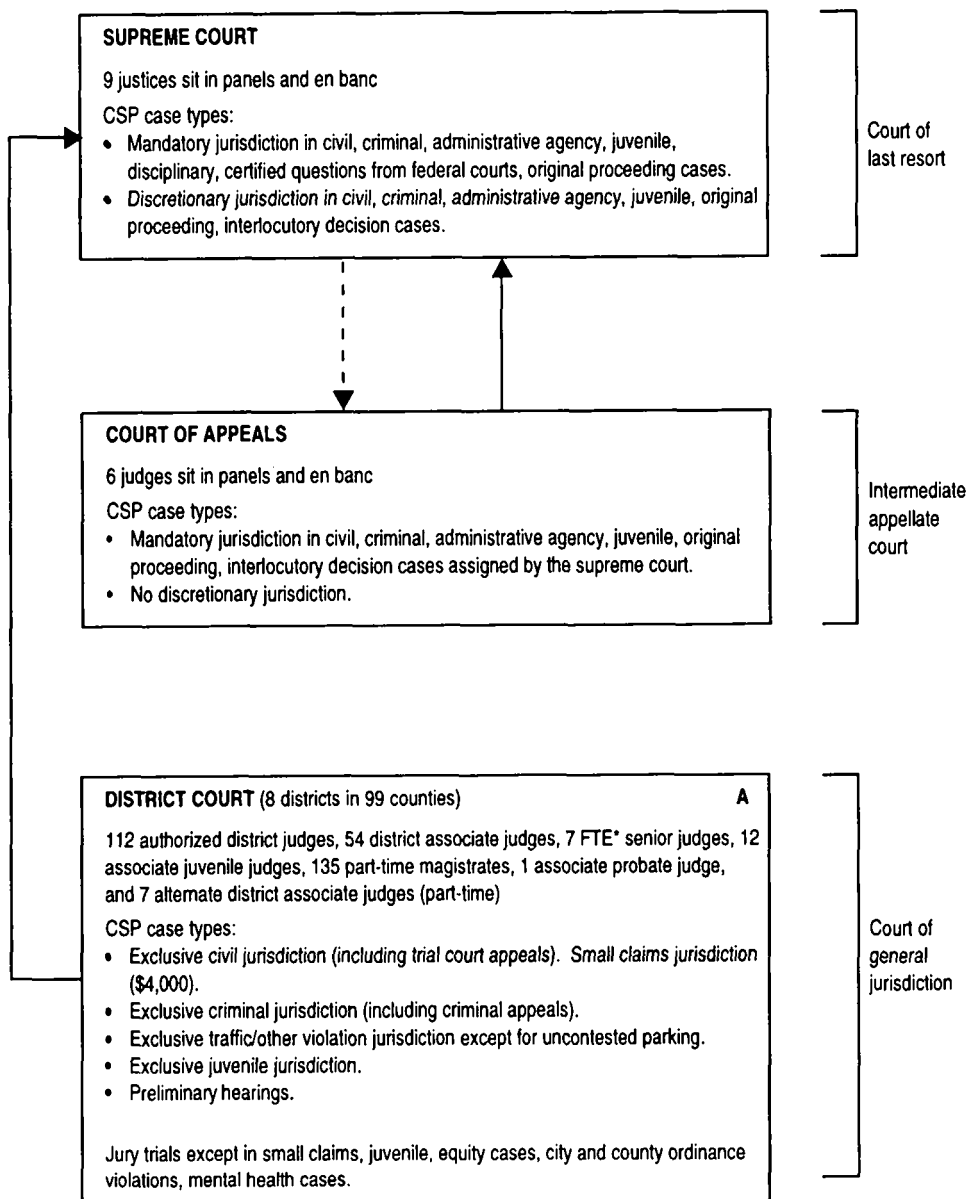
— — Indicates assignment of cases.

Note: The Magistrates Division of the District Court functions as a limited jurisdiction court.

ILLINOIS COURT STRUCTURE, 1998



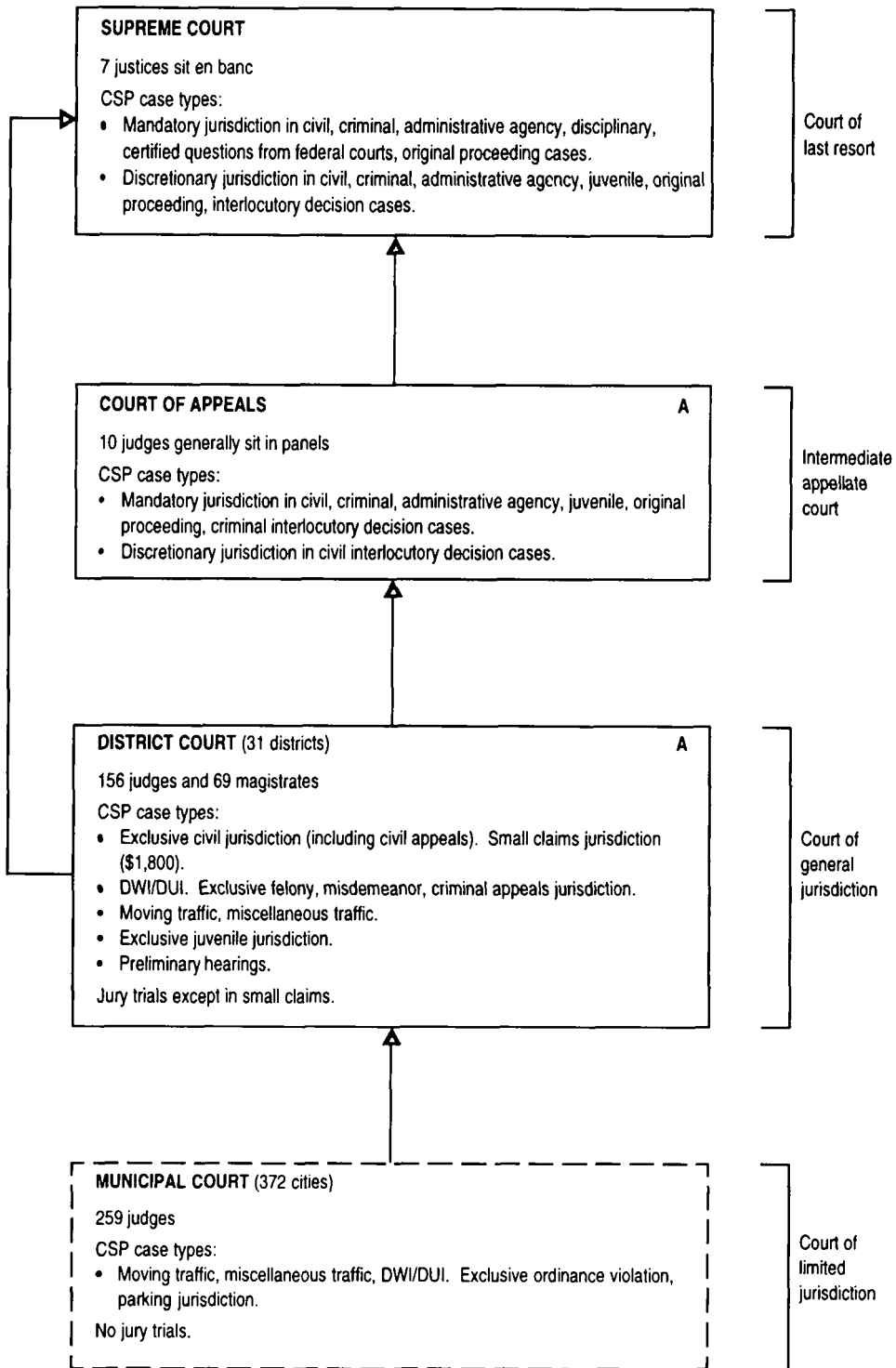
IOWA COURT STRUCTURE, 1998



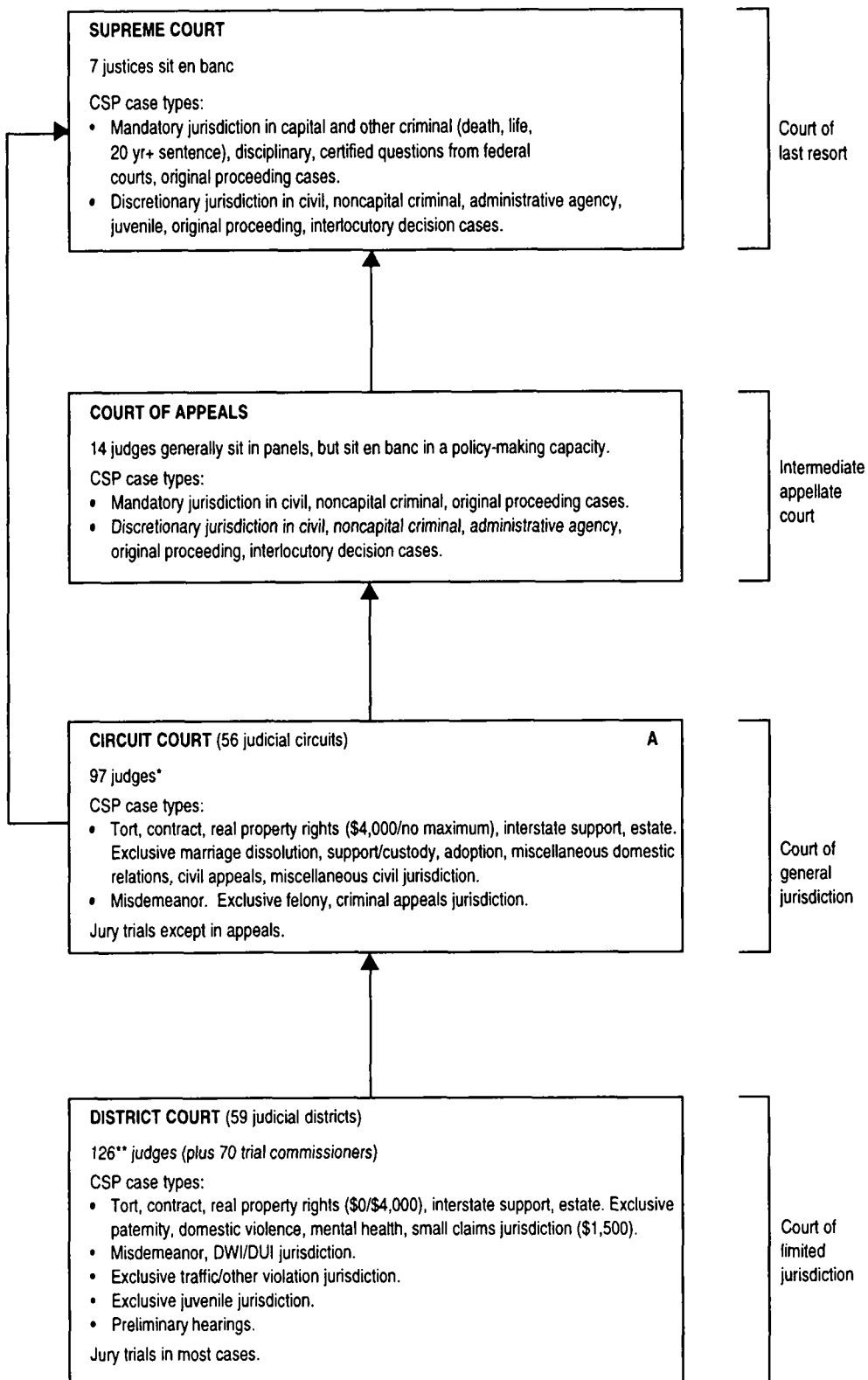
* Includes 28 senior judges who work 1/4 time. (No more than 13 weeks/year)

— — Indicates assignment of cases.

KANSAS COURT STRUCTURE, 1998



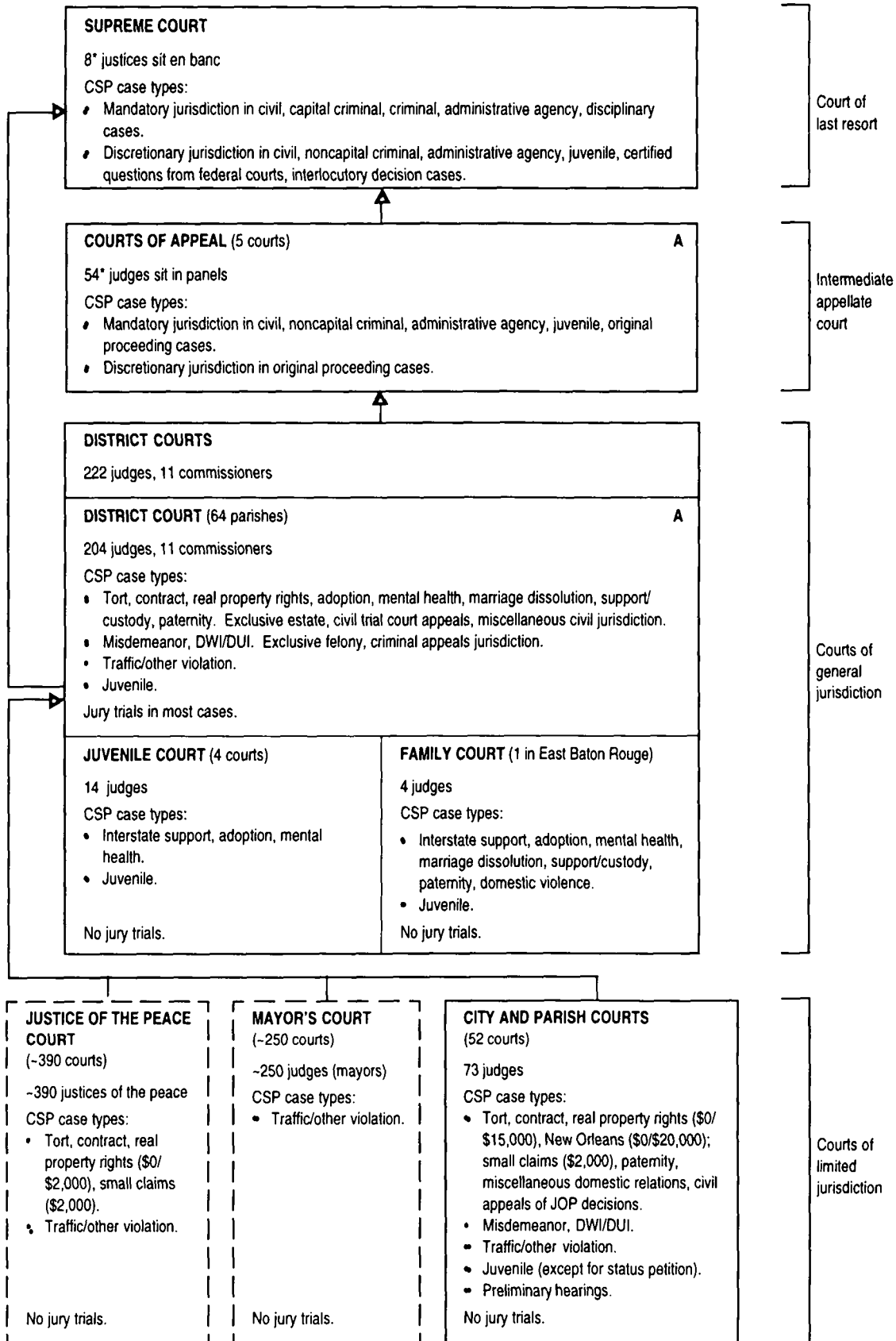
KENTUCKY COURT STRUCTURE, 1998



* Increased to 103 effective 7/1/98, 104 for FY 98/99, and 108 effective 9/1/99.

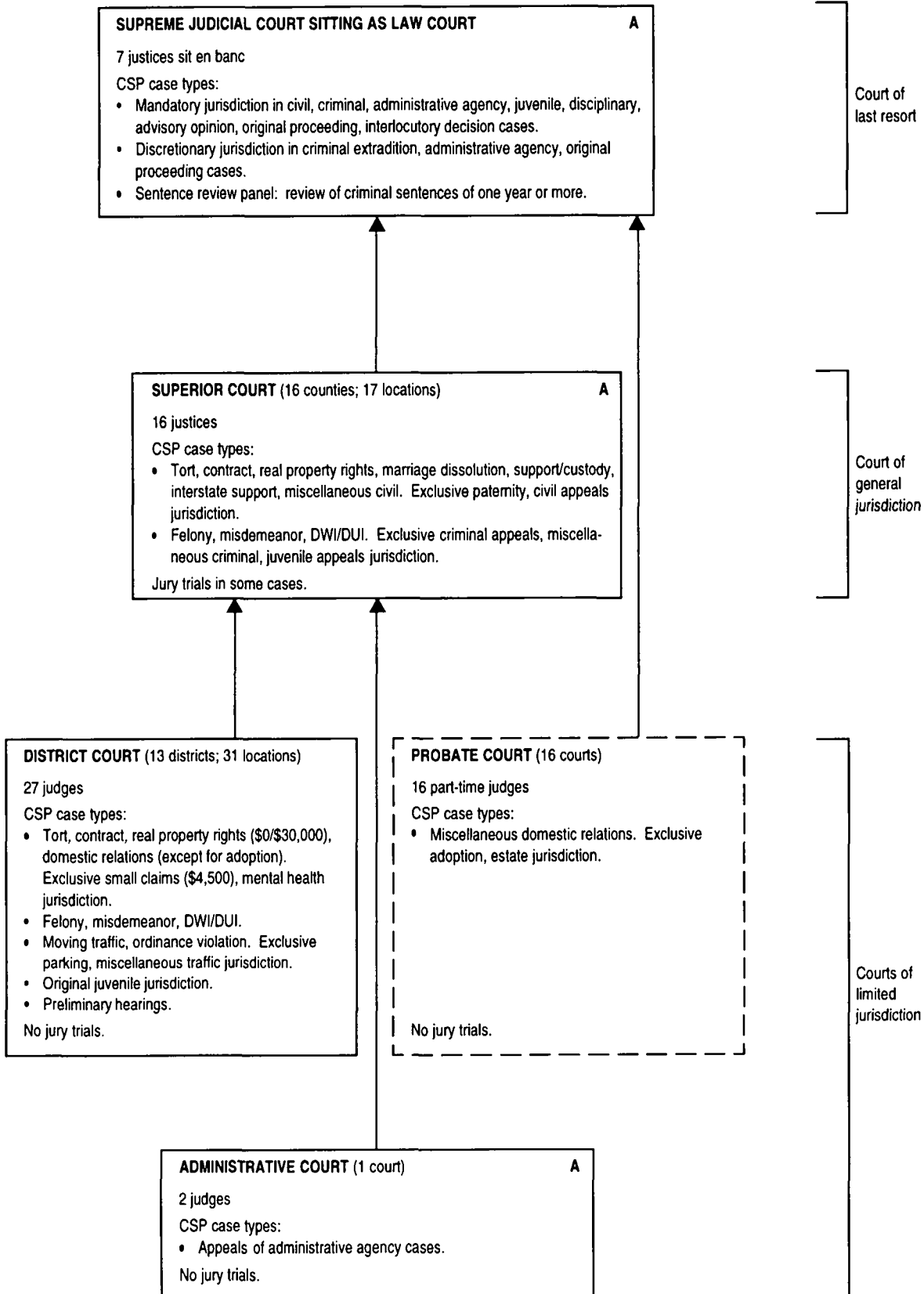
** Increased to 127 effective 7/1/98 and 128 effective 9/1/99

LOUISIANA COURT STRUCTURE, 1998

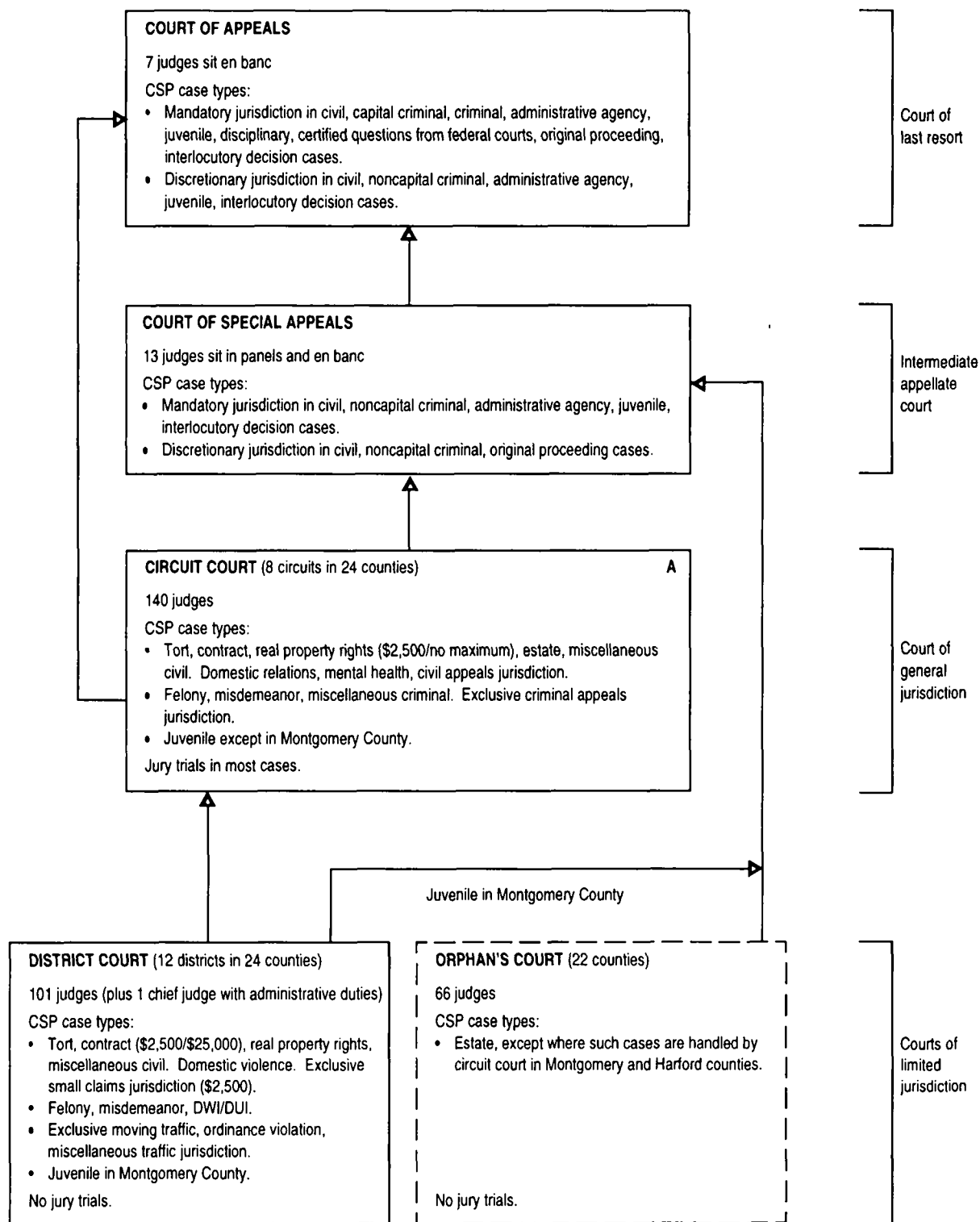


* Supreme court has 7 elected justices and 1 justice assigned from the courts of appeal. The assigned judge would bring the number of courts of appeal judges to 55. (This assignment is by state statute.)

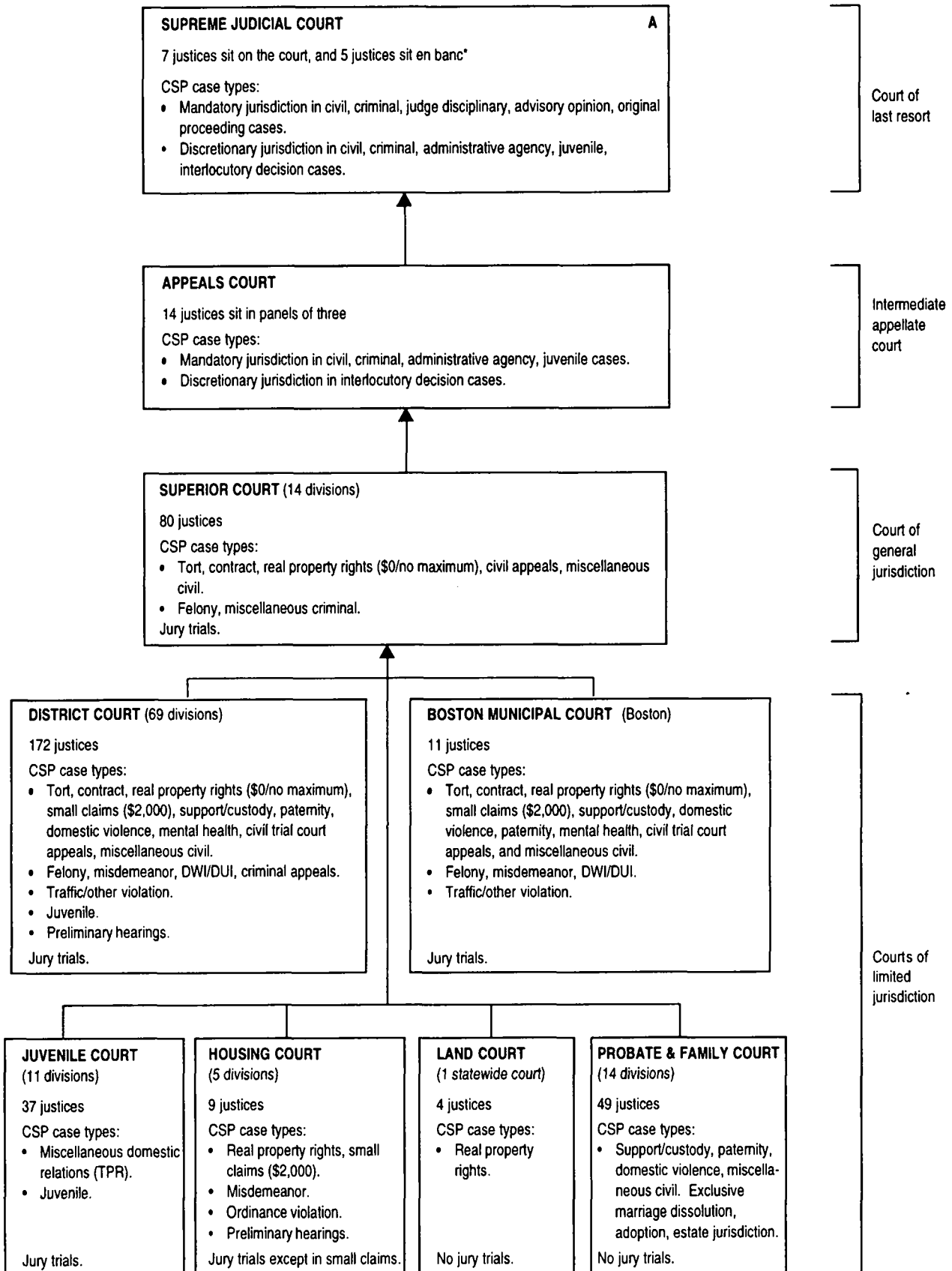
MAINE COURT STRUCTURE, 1998



MARYLAND COURT STRUCTURE, 1998

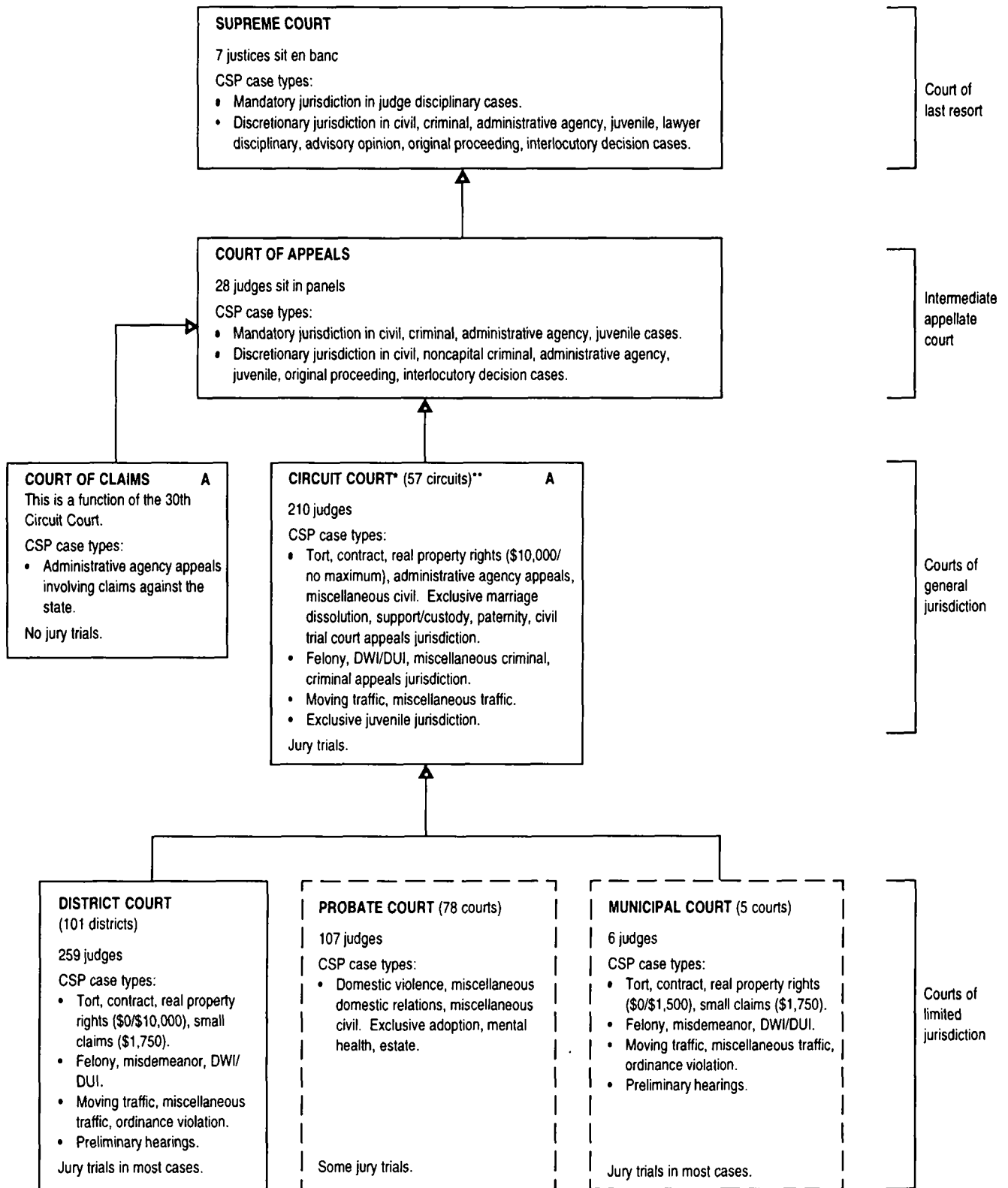


MASSACHUSETTS COURT STRUCTURE, 1998



* The justices also sit individually in the "single justice" side of the court, on a rotating basis.

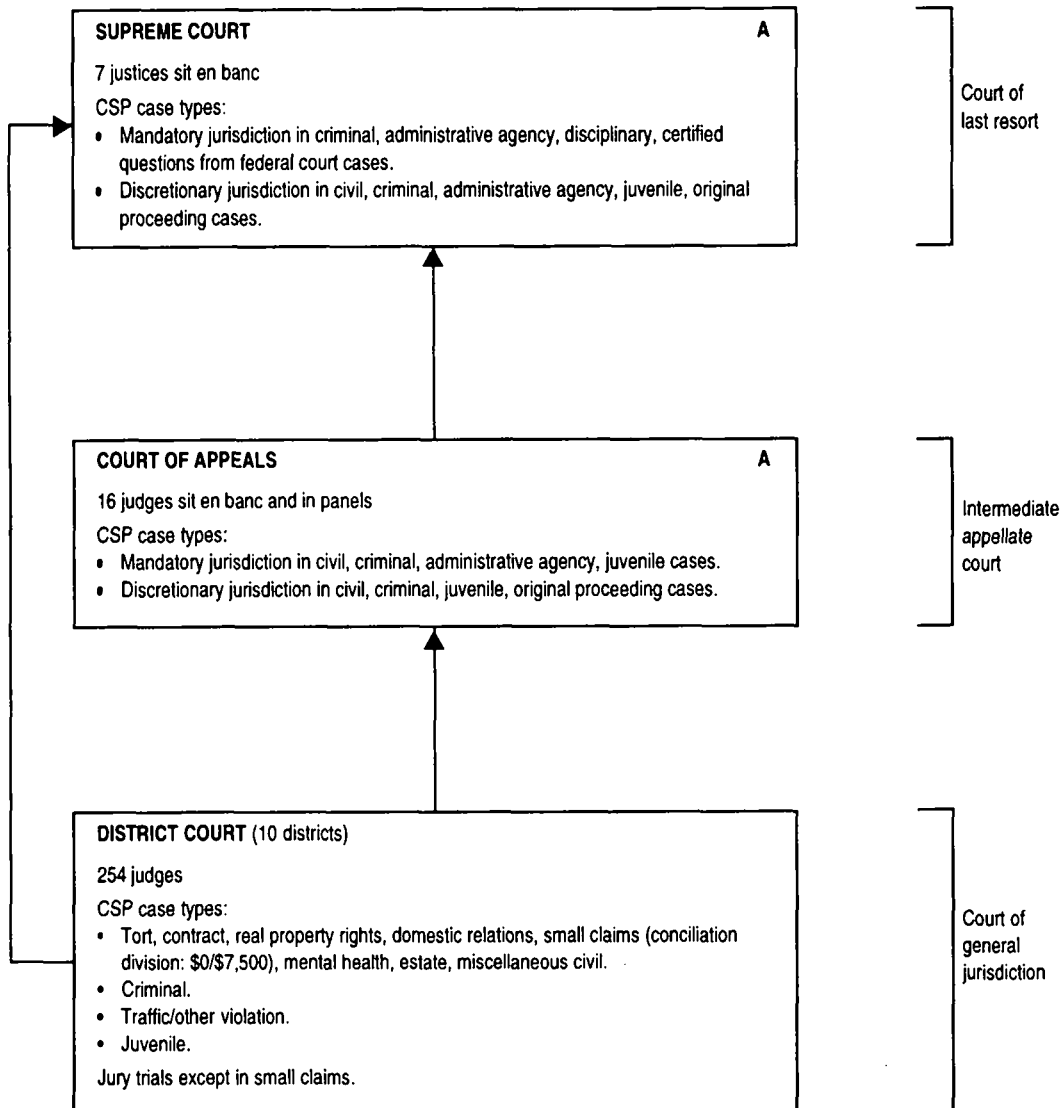
MICHIGAN COURT STRUCTURE, 1998



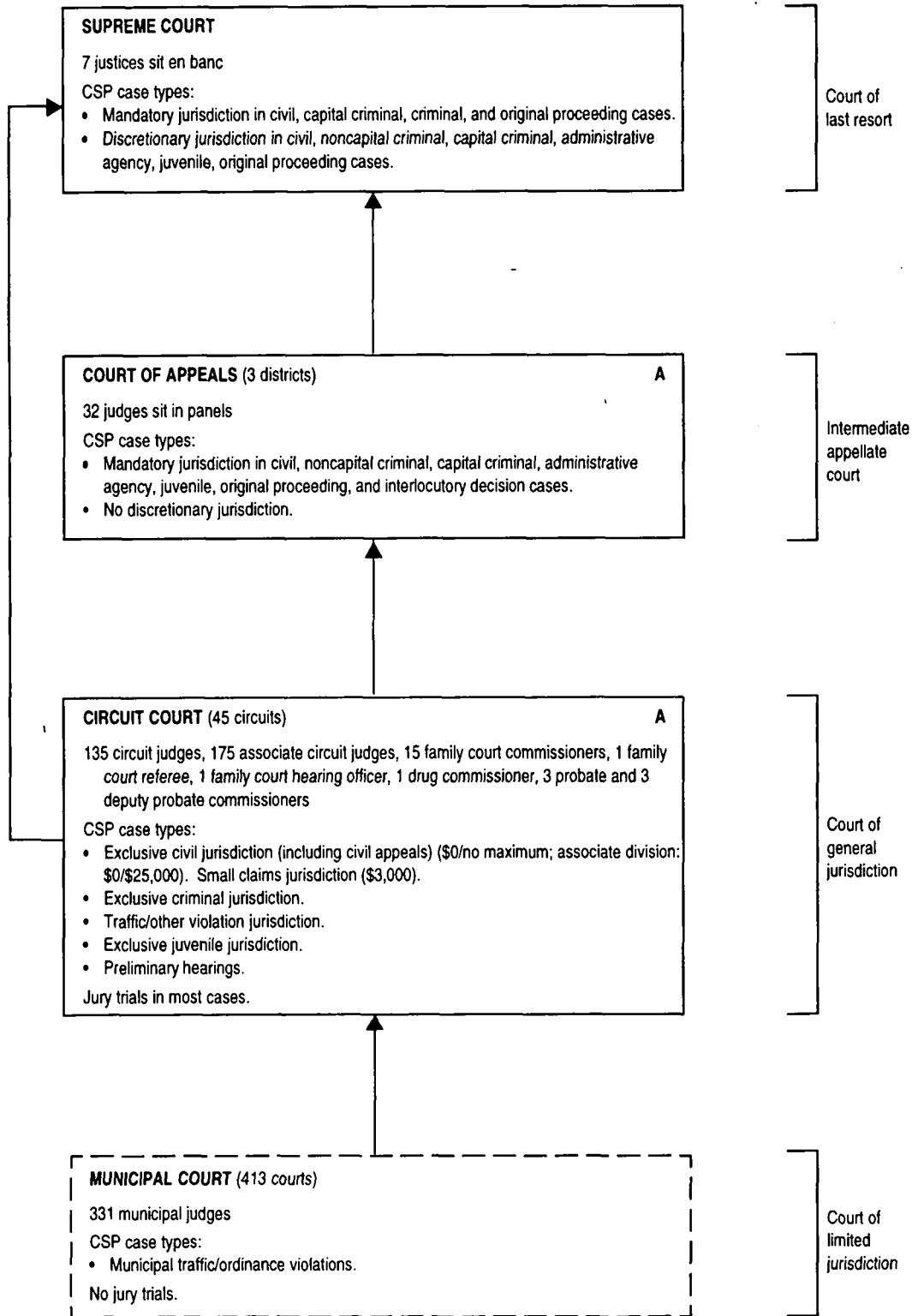
* The Recorder's Court of Detroit merged with the Circuit Court effective October 1, 1997.

** A Family Division of Circuit Court became operational on January 1, 1998.

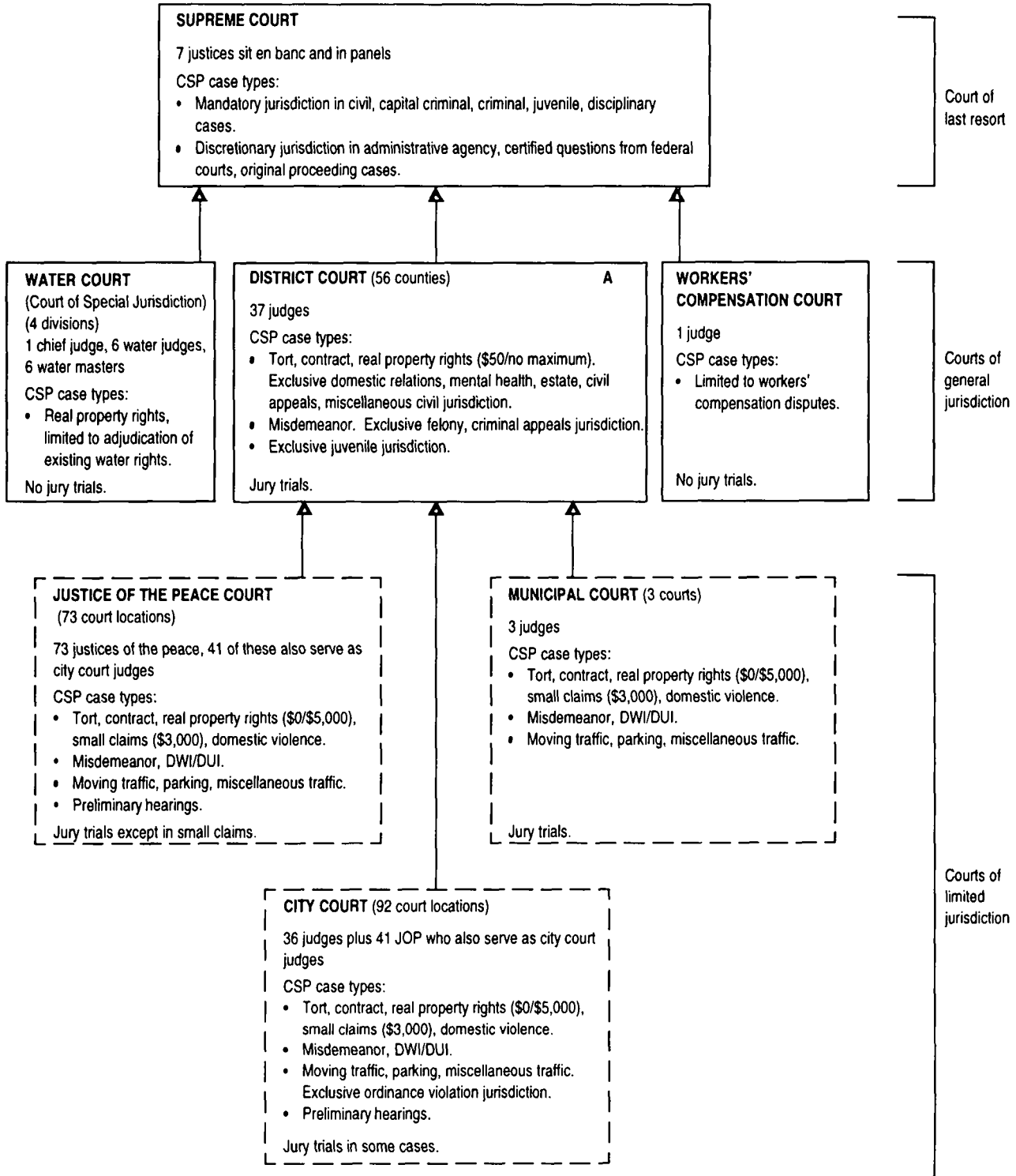
MINNESOTA COURT STRUCTURE, 1998



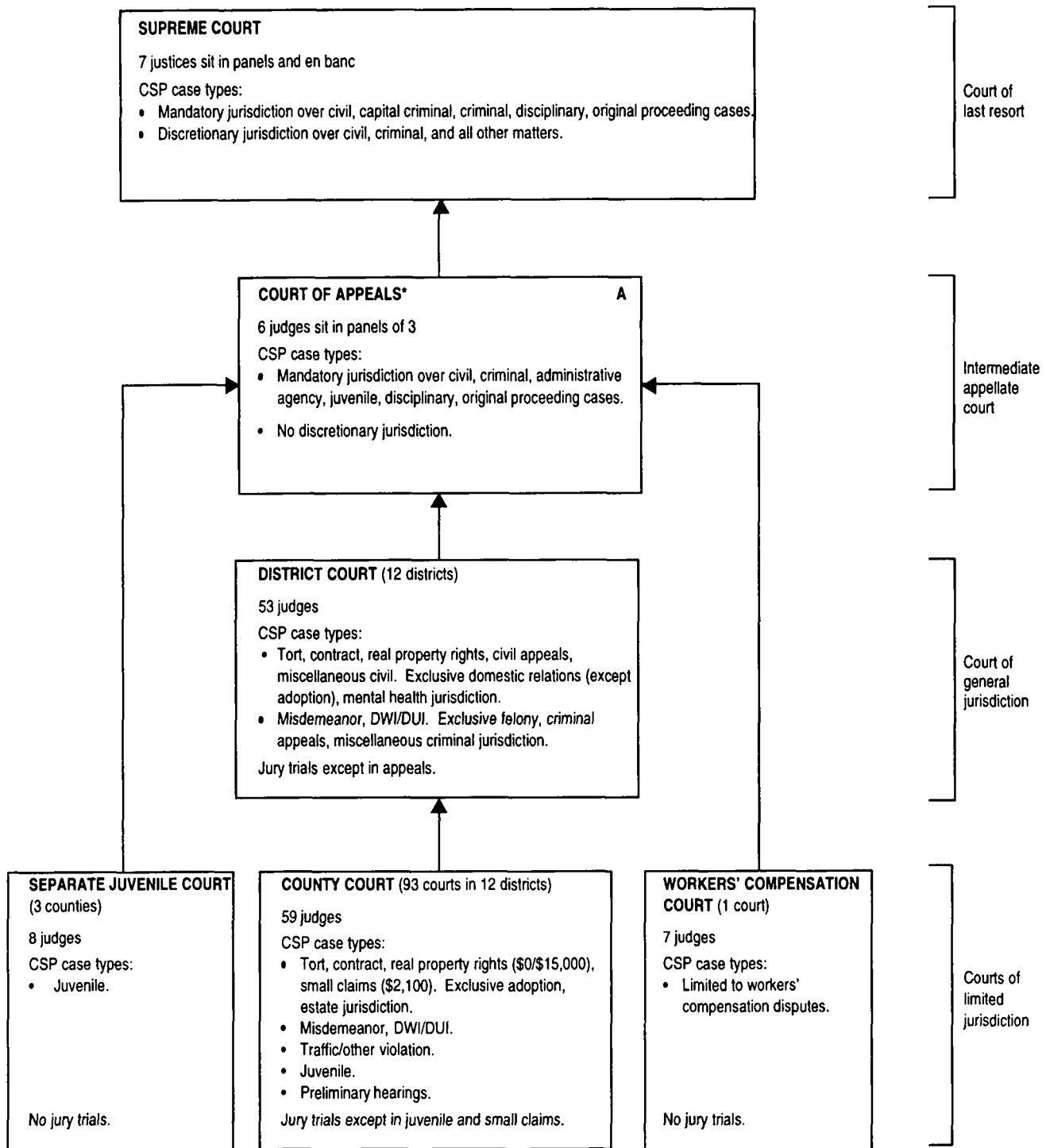
MISSOURI COURT STRUCTURE, 1998



MONTANA COURT STRUCTURE, 1998

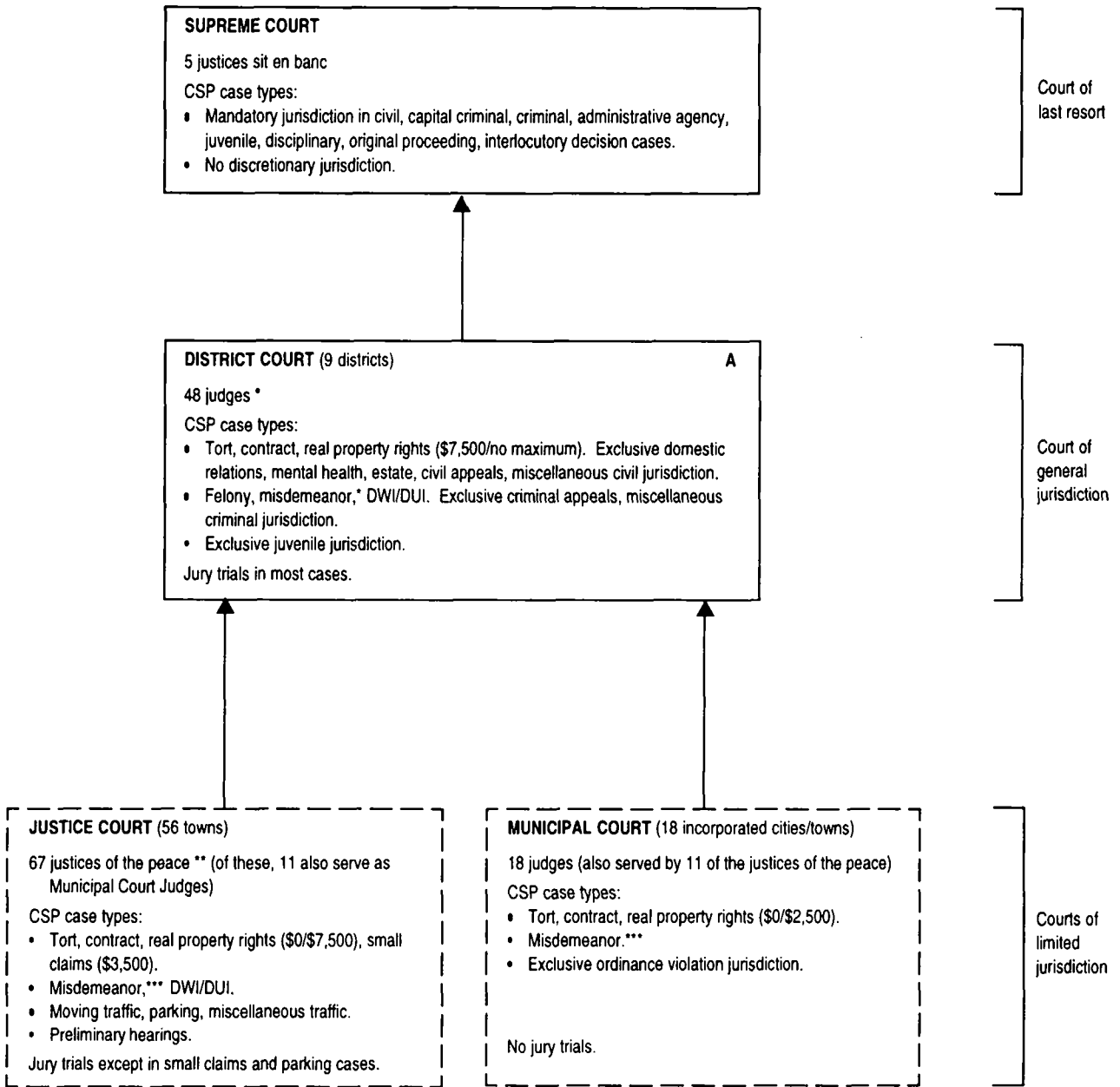


NEBRASKA COURT STRUCTURE, 1998



* The Nebraska Court of Appeals was established September 6, 1991.

NEVADA COURT STRUCTURE, 1998

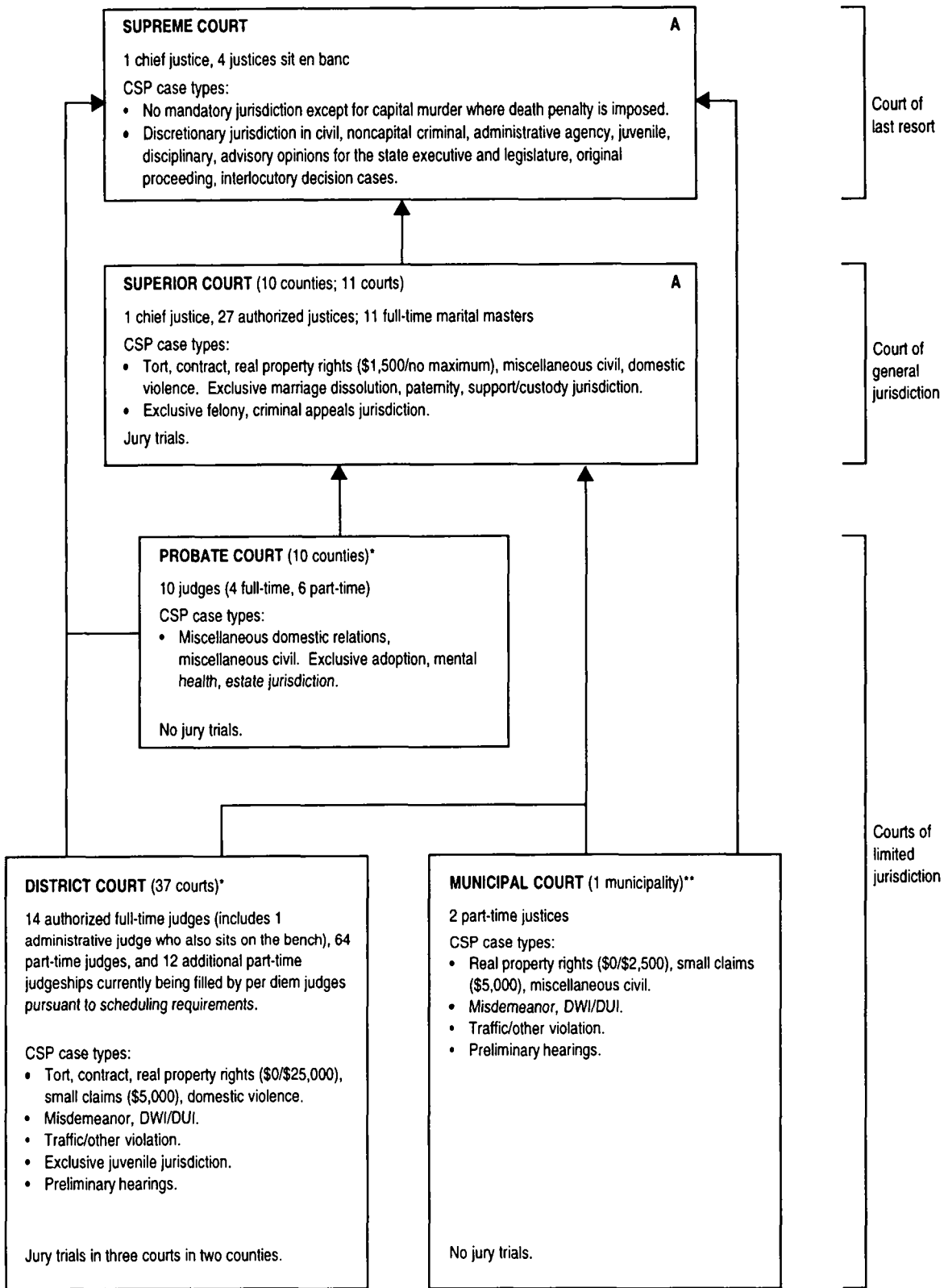


* Increases to 51 as of 1/1/99.

** Increases to 69 as of 1/1/99.

*** District Court hears gross misdemeanor cases; Justice & Municipal Courts hear misdemeanors with fines under \$1,000 and/or sentence of less than six months.

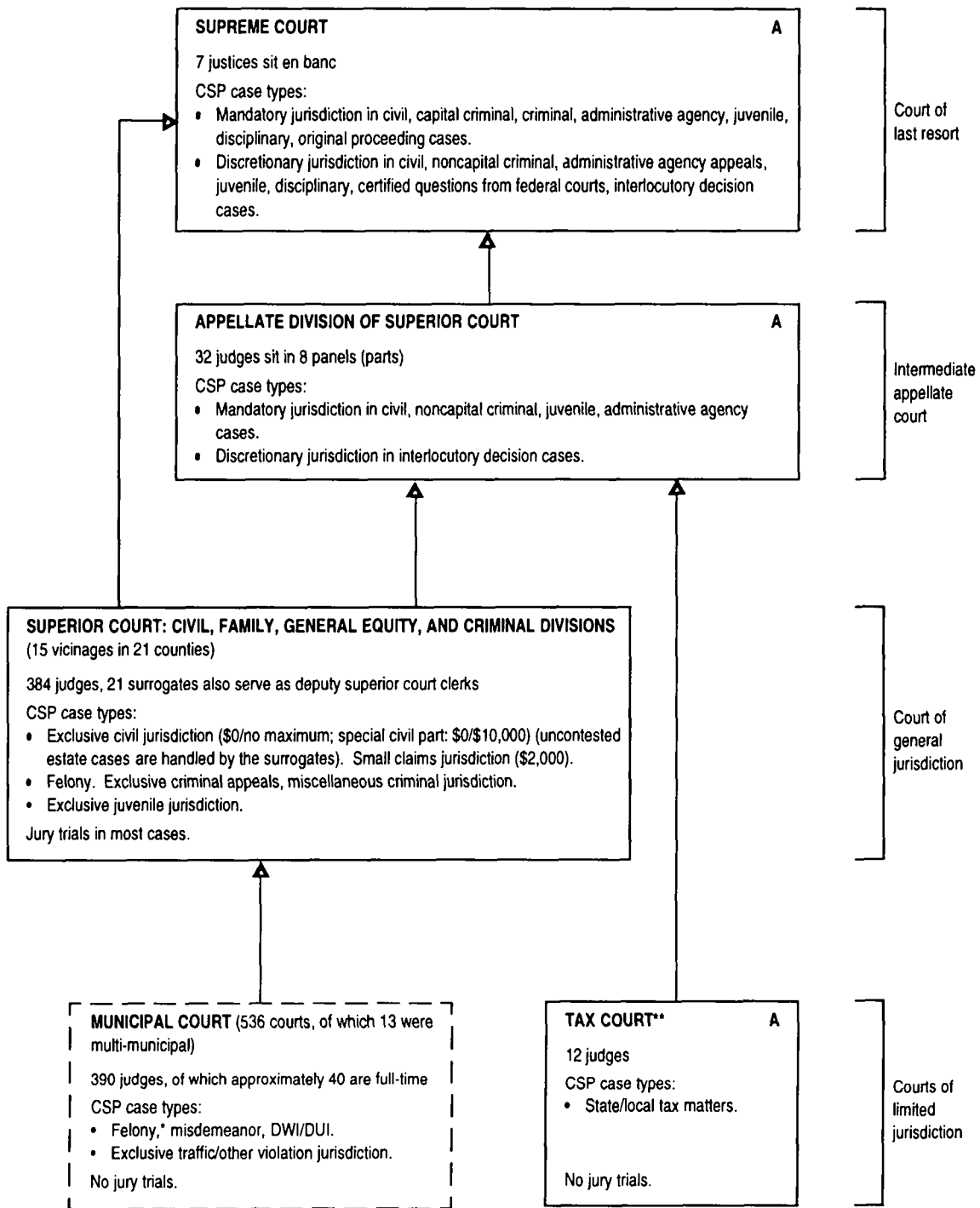
NEW HAMPSHIRE COURT STRUCTURE, 1998



* A Family Division Pilot Program was created by the Legislature in 1995 and operates in six district courts and two probate courts.

** The municipal court is being phased out (by statute) upon retirement and/or resignation of sitting justices.

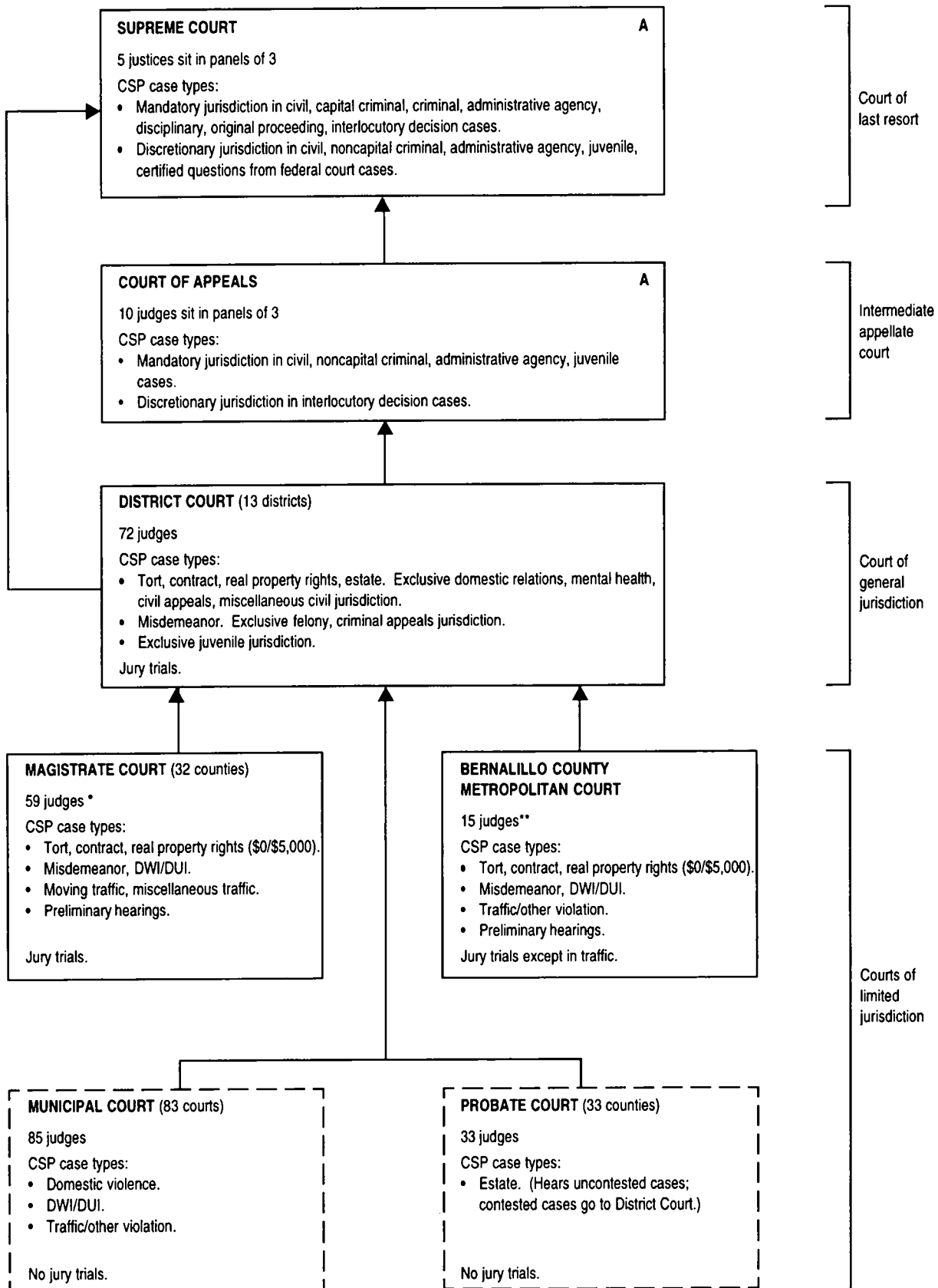
NEW JERSEY COURT STRUCTURE, 1998



* Felony cases are handled on first appearance in the Municipal Courts and then are transferred through the county Prosecutor's office to the Superior Court.

** Tax court is considered a limited jurisdiction court because of its specialized subject matter. Nevertheless, it receives appeals from administrative bodies and its cases are appealed to the intermediate appellate court. Tax court judges have the same general qualifications and terms of service as superior court judges and can be cross assigned.

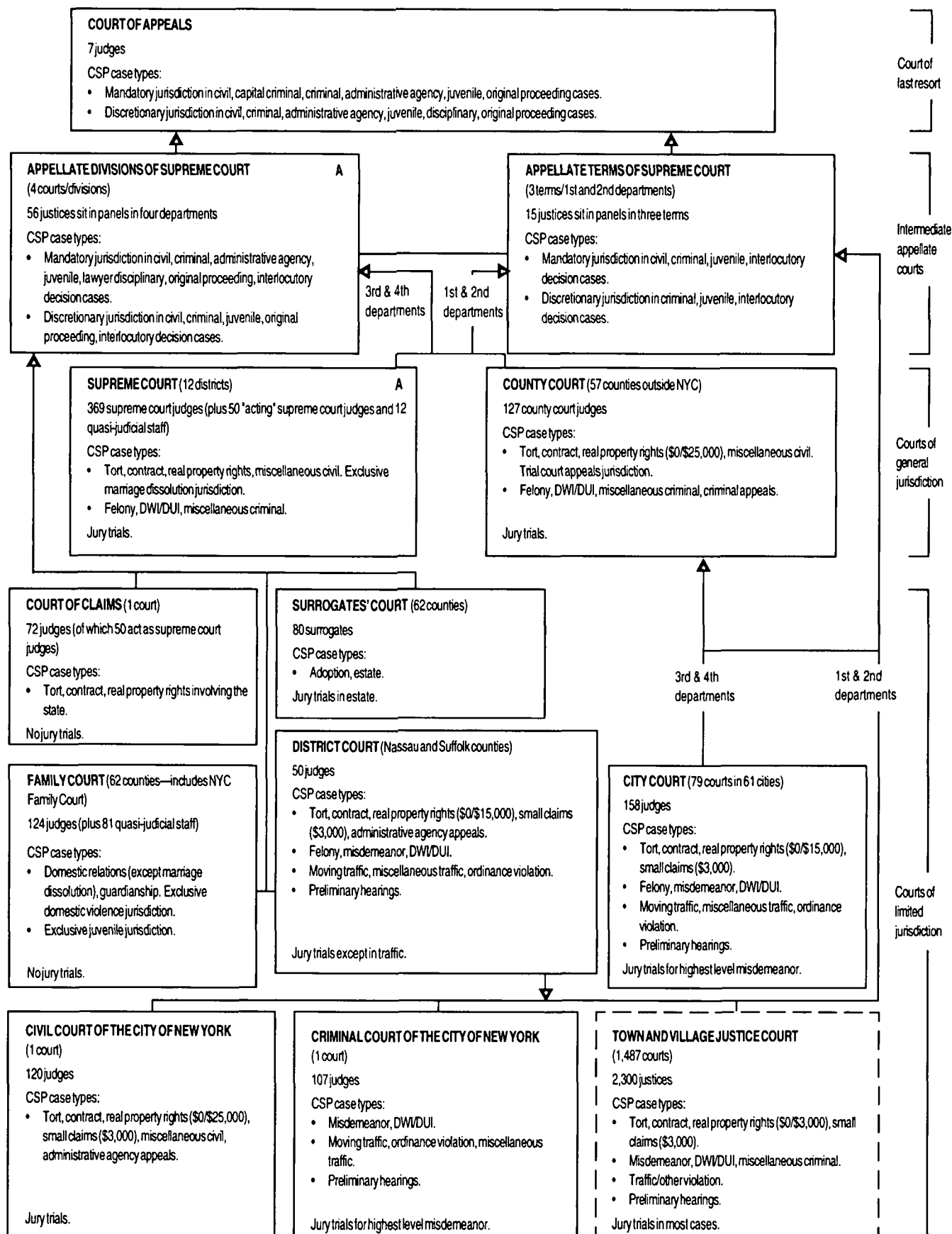
NEW MEXICO COURT STRUCTURE, 1998



* Increases to 61 judges as of 7/1/99.

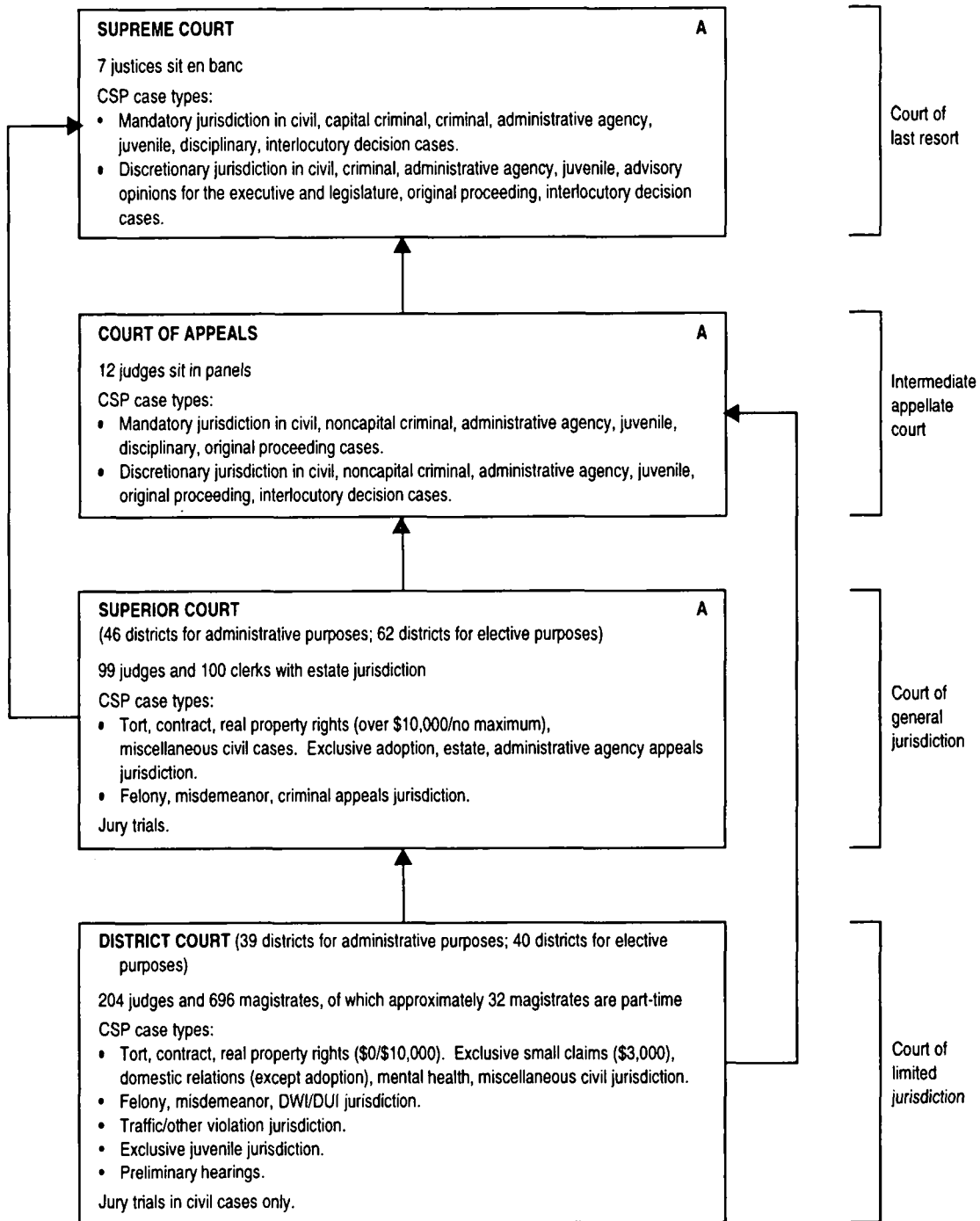
** Increases to 16 judges as of 7/1/99.

NEW YORK COURT STRUCTURE, 1998*

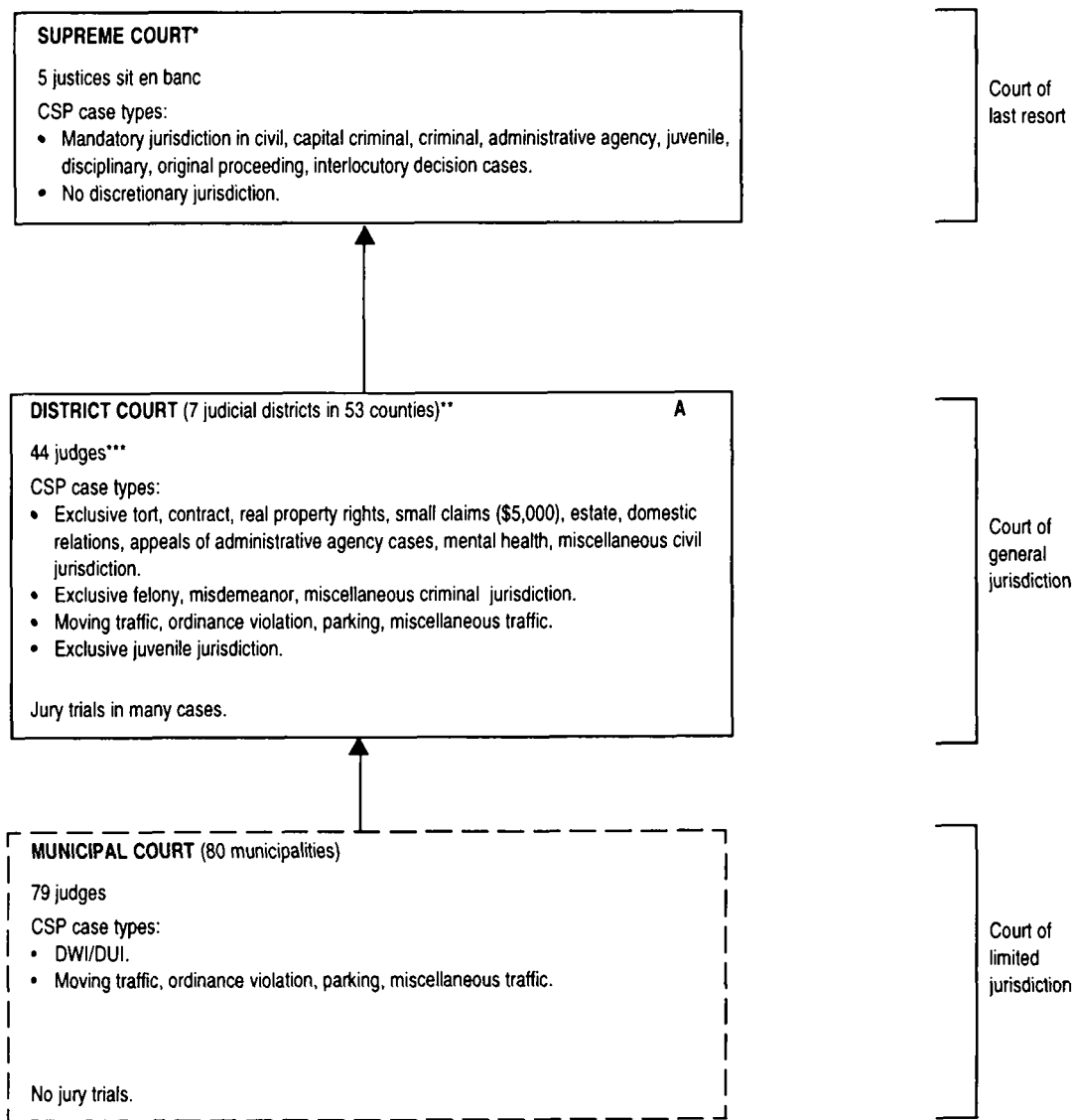


* Unless otherwise noted, numbers reflect statutory authorization. Many judges sit in more than one court so the number of judgeships indicated in this chart does not reflect the actual number of judges in the system.

NORTH CAROLINA COURT STRUCTURE, 1998



NORTH DAKOTA COURT STRUCTURE, 1998

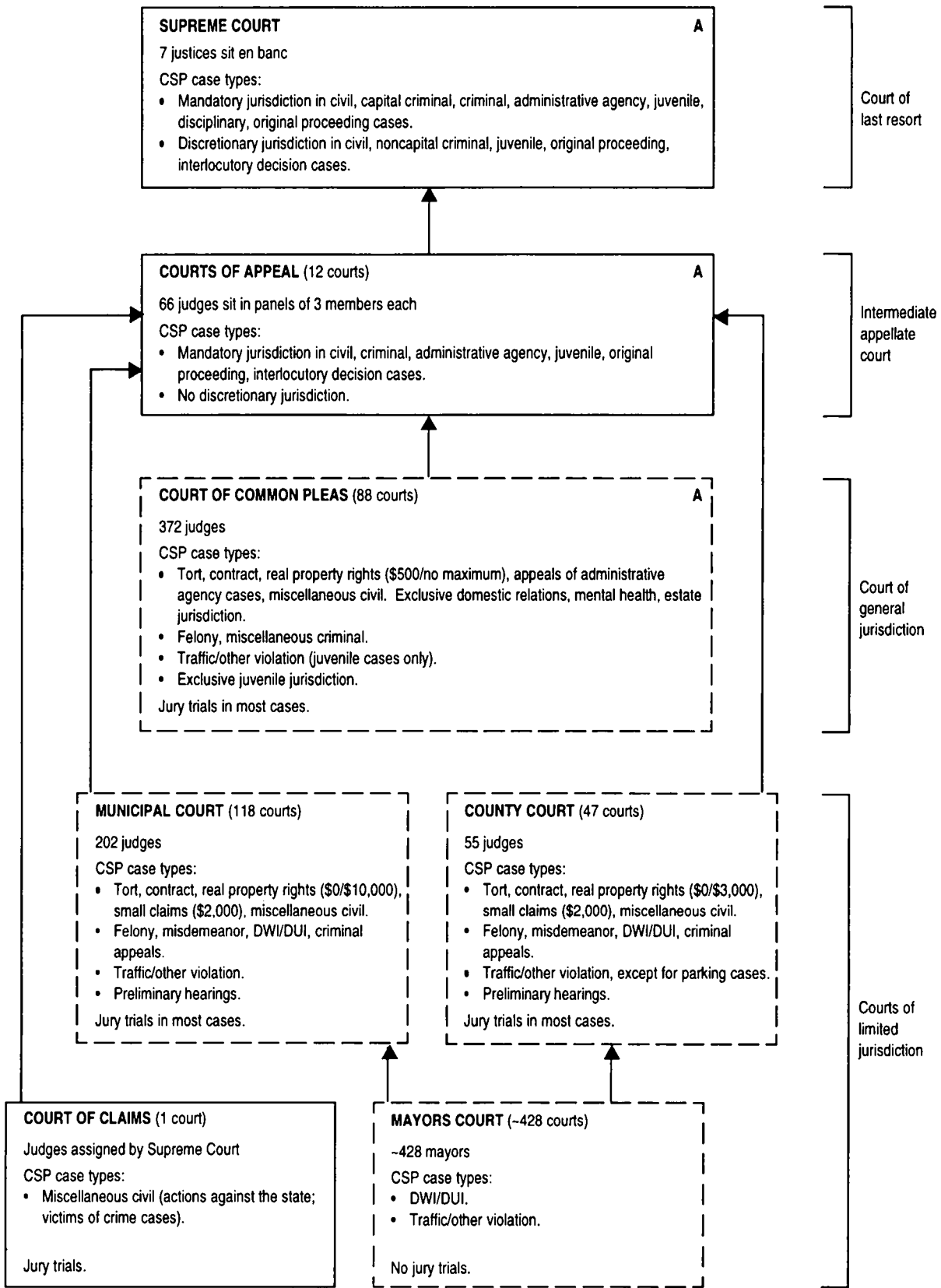


* A temporary court of appeals was established July 1, 1987, to exercise appellate and original jurisdiction as delegated by the supreme court. This court does not sit, has no assigned judges, and has heard no appeals. It is currently unfunded.

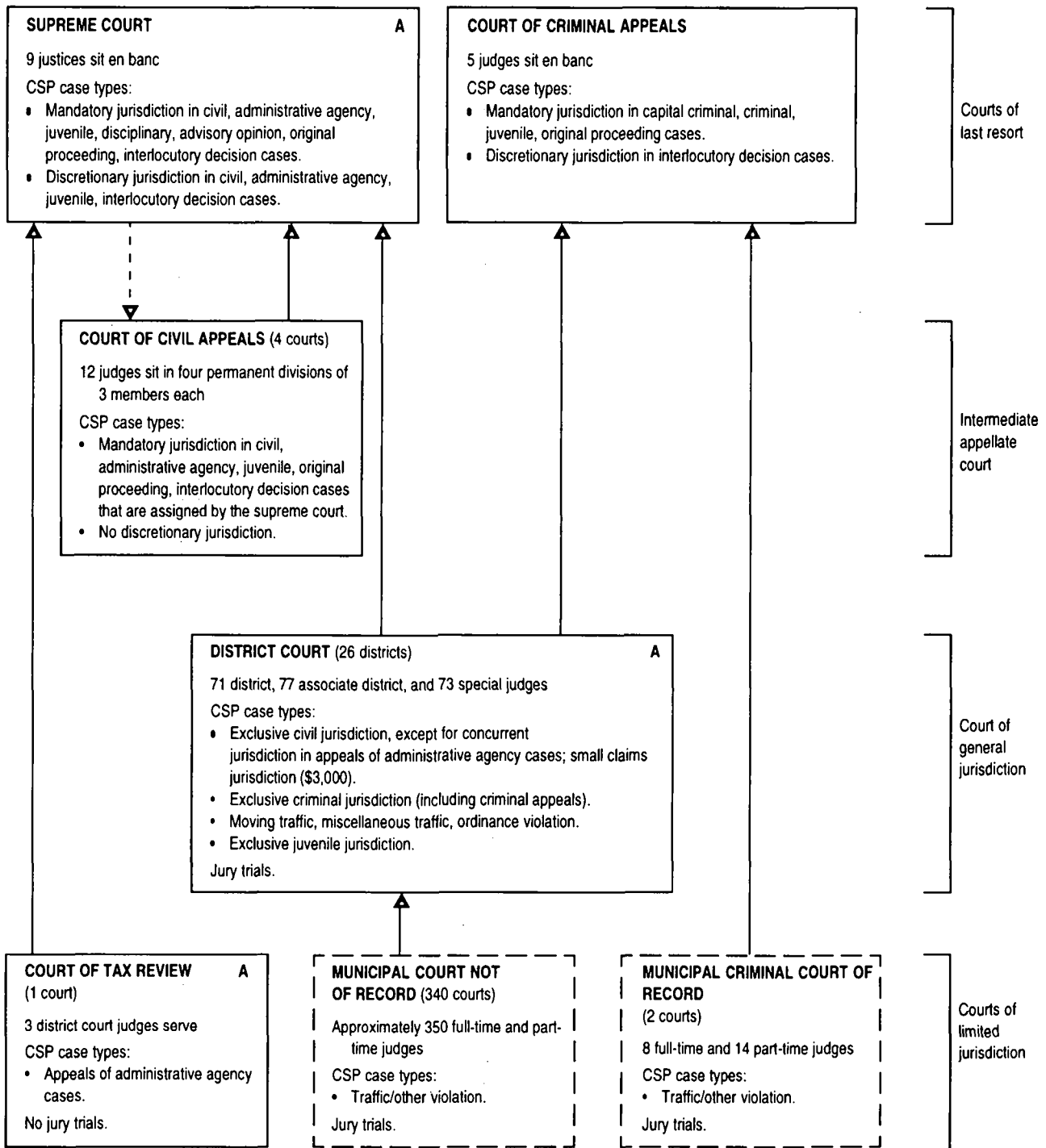
** County Courts were abolished January 1, 1995, with the workload and positions absorbed into the District Court structure.

*** Number of authorized judges drops to 43 effective 1/1/99, and must be reduced to 42 by the year 2001.

OHIO COURT STRUCTURE, 1998



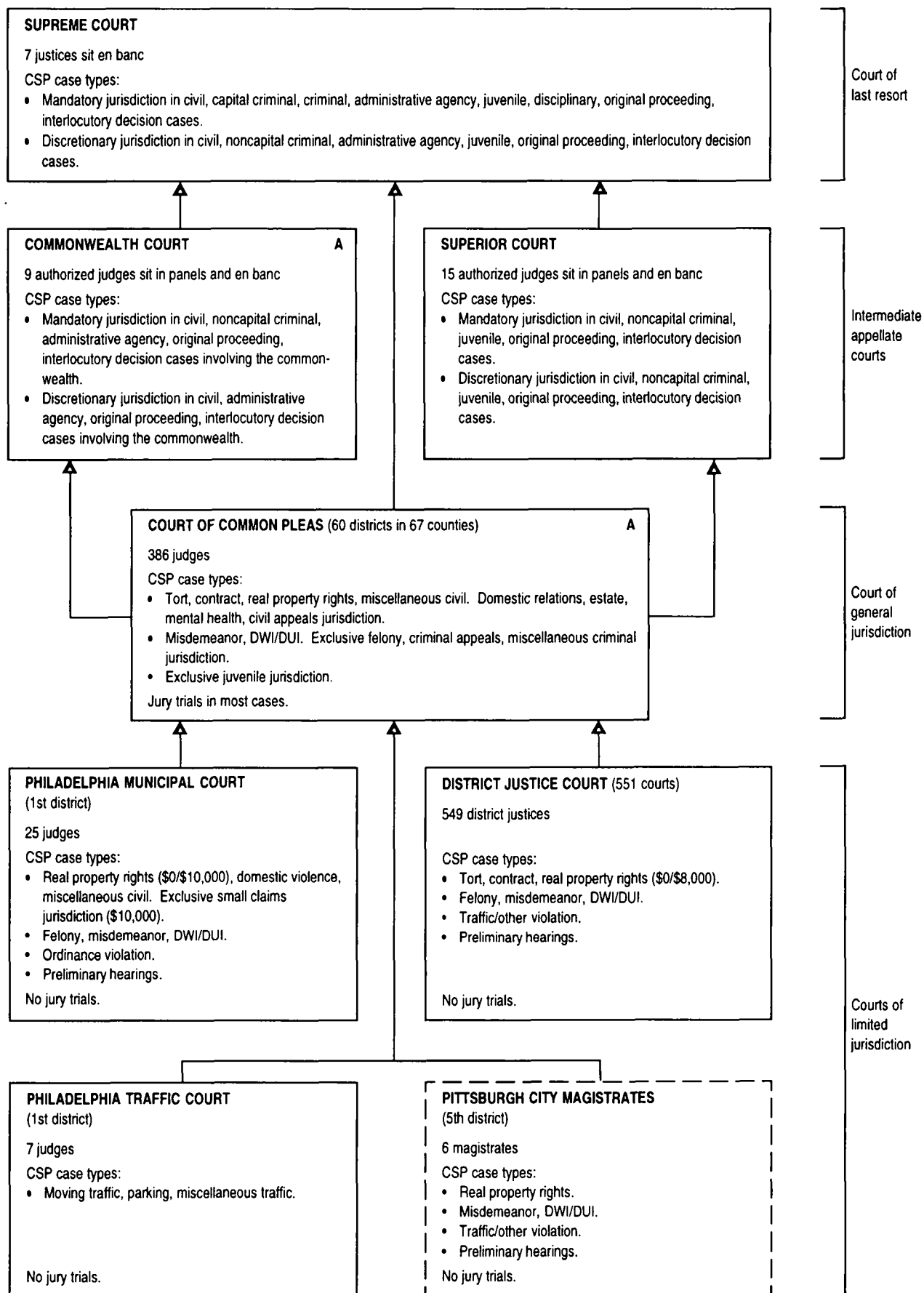
OKLAHOMA COURT STRUCTURE, 1998



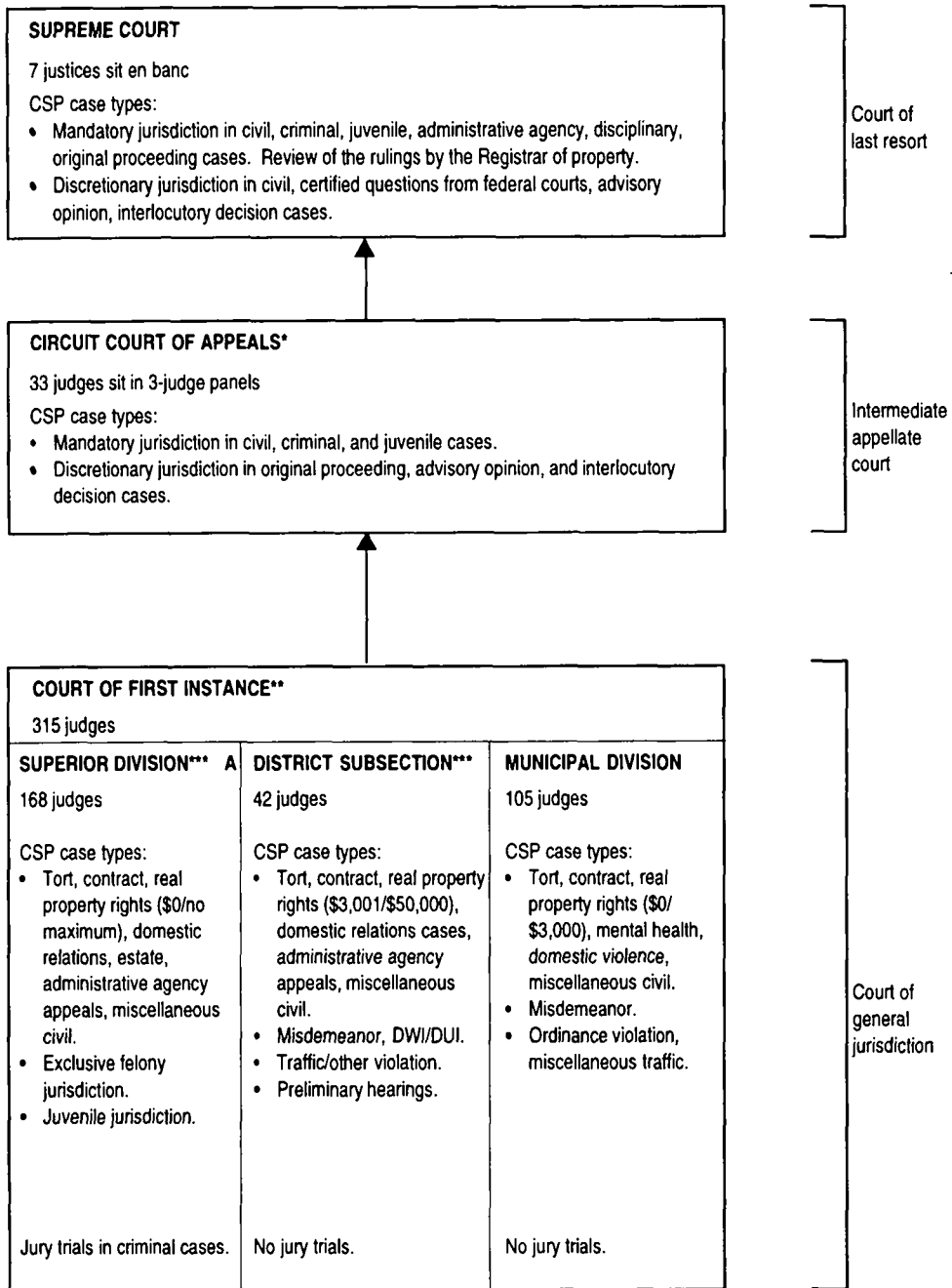
-- Indicates assignment of cases.

Note: Oklahoma has a workers' compensation court, which hears complaints that are handled exclusively by administrative agencies in other states.

PENNSYLVANIA COURT STRUCTURE, 1998



PUERTO RICO COURT STRUCTURE, 1998

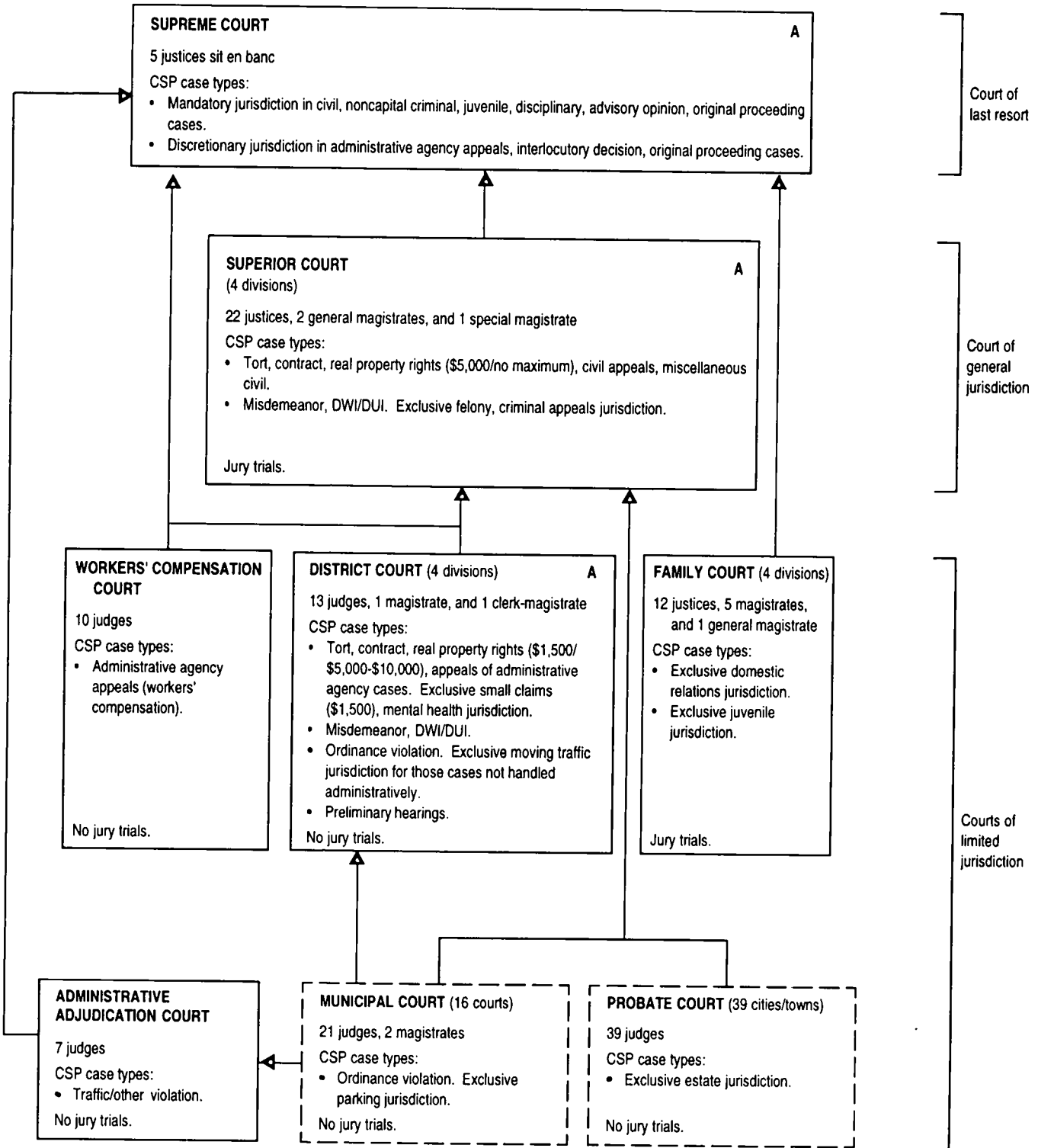


*Created July 28, 1994; operational January 1, 1995.

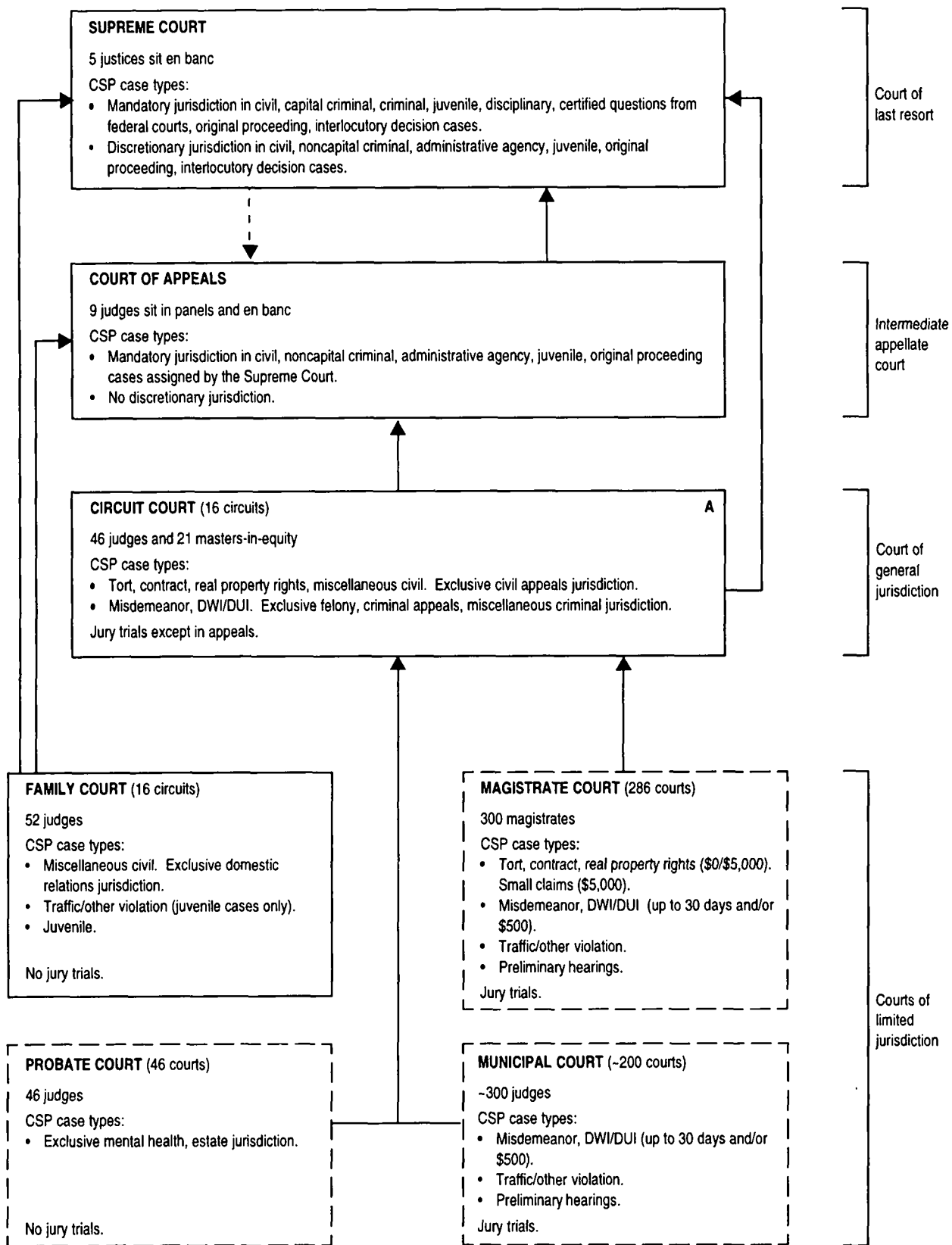
**Created in 1994; operational in 1995.

***The Judicial Reform Act of 1994 establishes the eventual abolition of the District Subsection. The Superior Division has concurrent jurisdiction with the District Subsection during the process of its abolition.

RHODE ISLAND COURT STRUCTURE, 1998

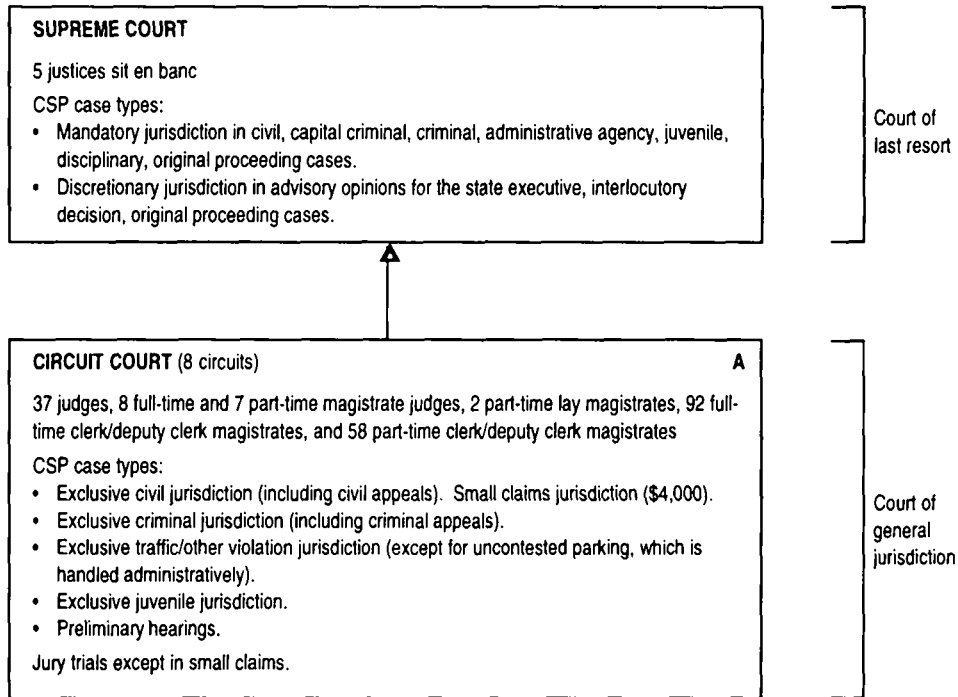


SOUTH CAROLINA COURT STRUCTURE, 1998

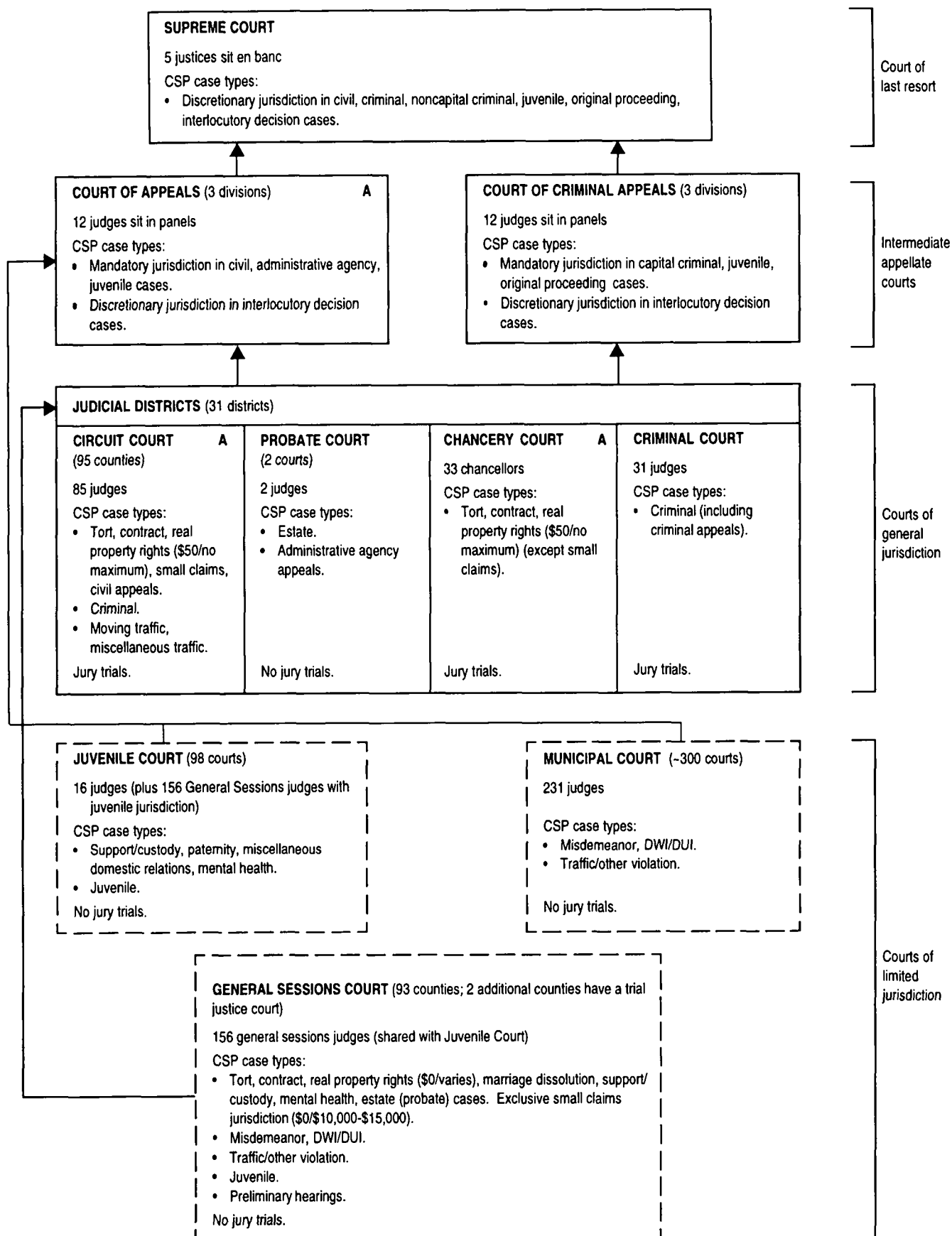


-- Indicates assignment of cases.

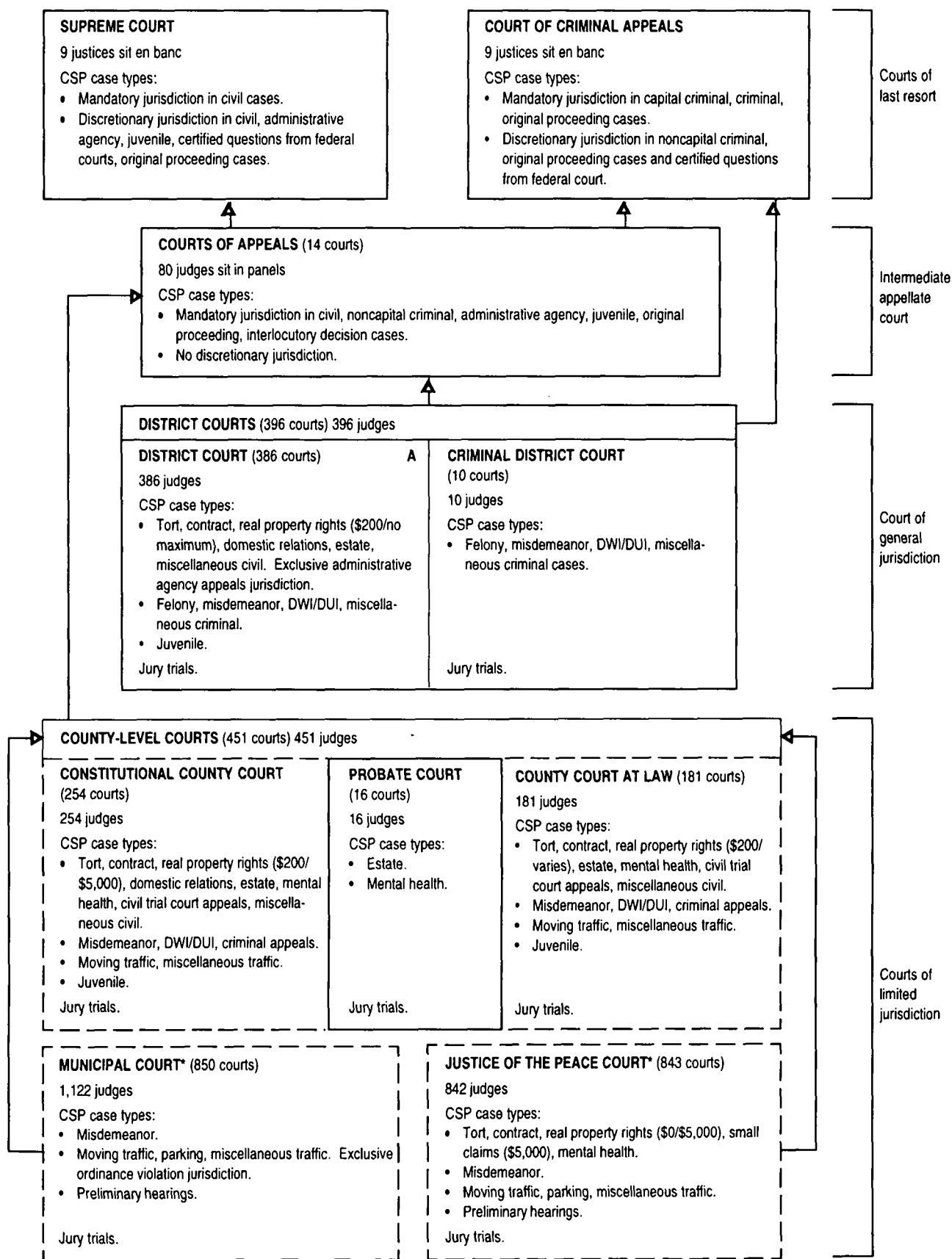
SOUTH DAKOTA COURT STRUCTURE, 1998



TENNESSEE COURT STRUCTURE, 1998

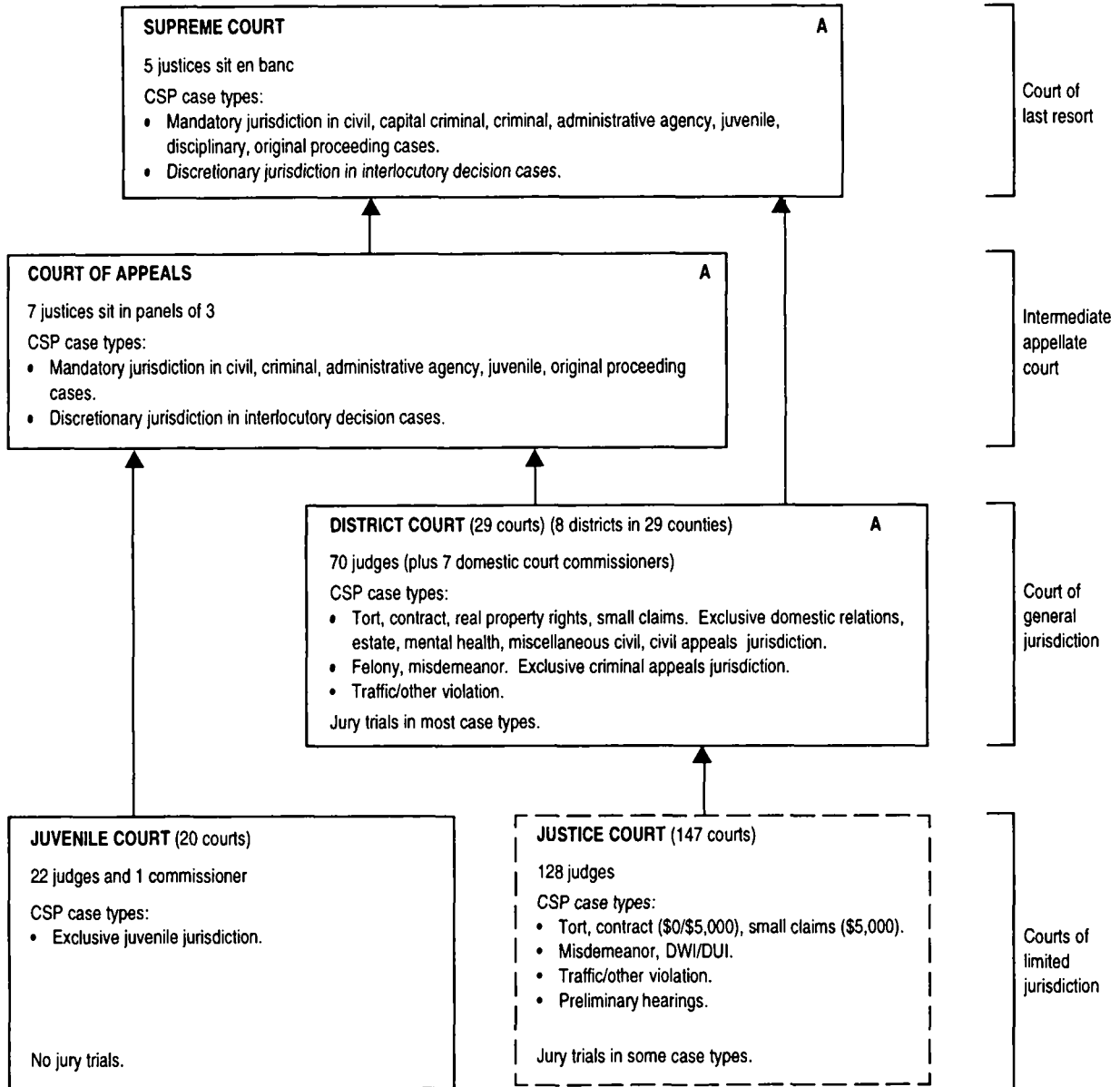


TEXAS COURT STRUCTURE, 1998

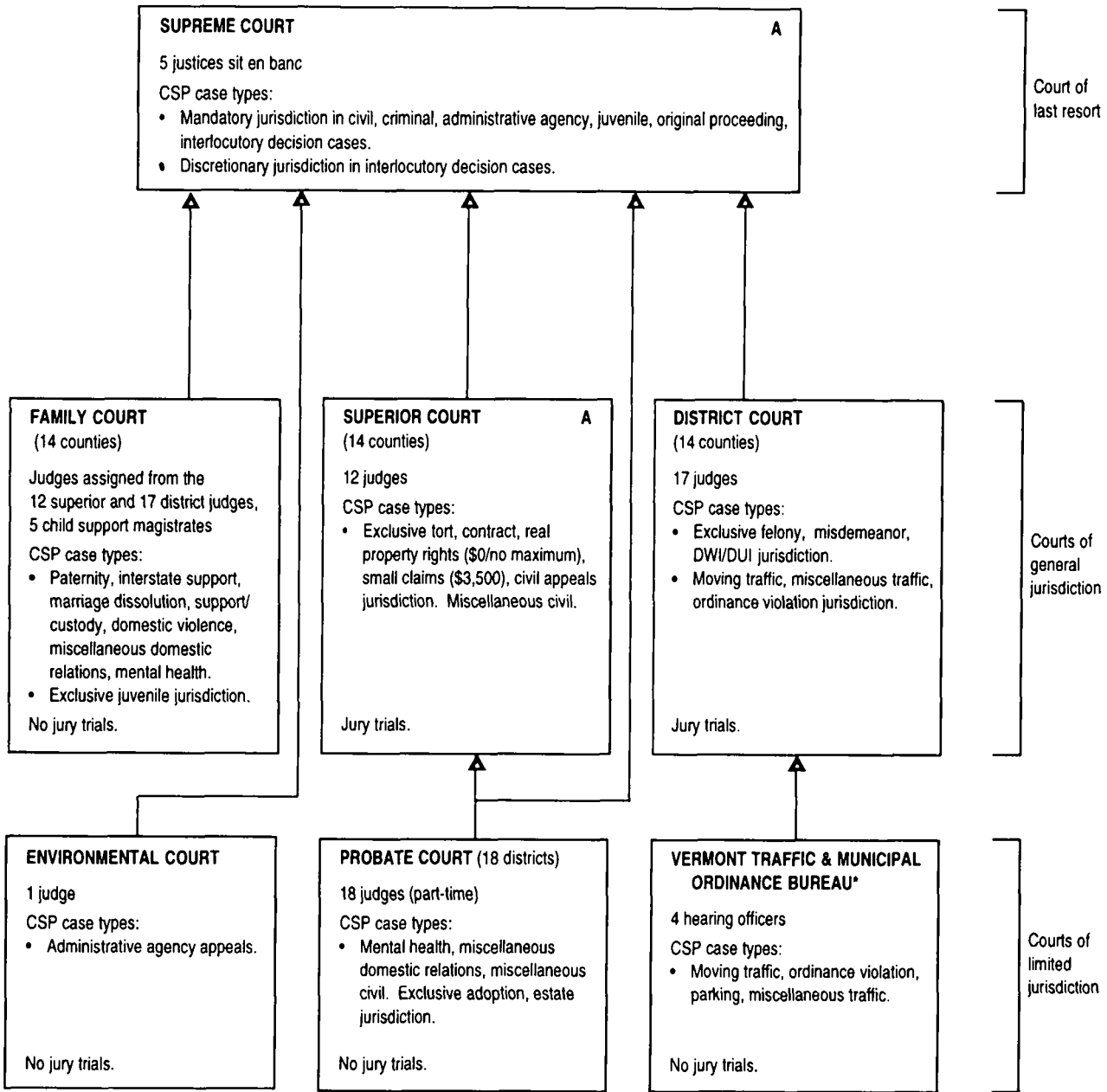


* Some municipal and justice of the peace courts may appeal to the district court.

UTAH COURT STRUCTURE, 1998



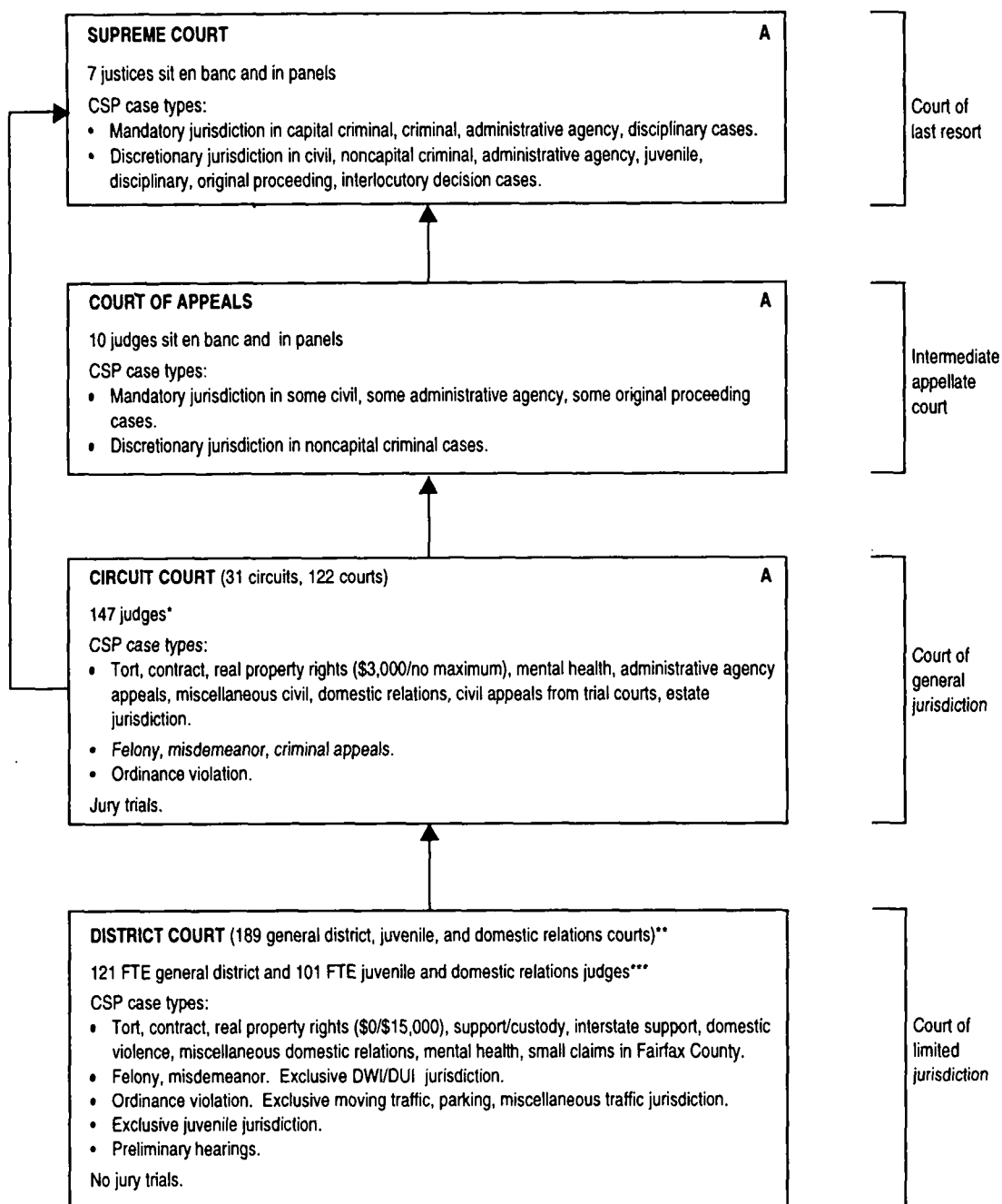
VERMONT COURT STRUCTURE, 1998



* Renamed VERMONT JUDICIAL BUREAU as of 7/1/98.

Note: An additional 28 assistant judges participate in findings of fact in Superior and Family Court cases. Some assistant judges, after special training, may hear small claims cases and traffic complaints, conduct criminal arraignments, and decide child support, parentage, and uncontested divorce proceedings. These assistant judges (who need not be attorneys) are elected to four-year terms by voters in Vermont's 14 counties.

VIRGINIA COURT STRUCTURE, 1998

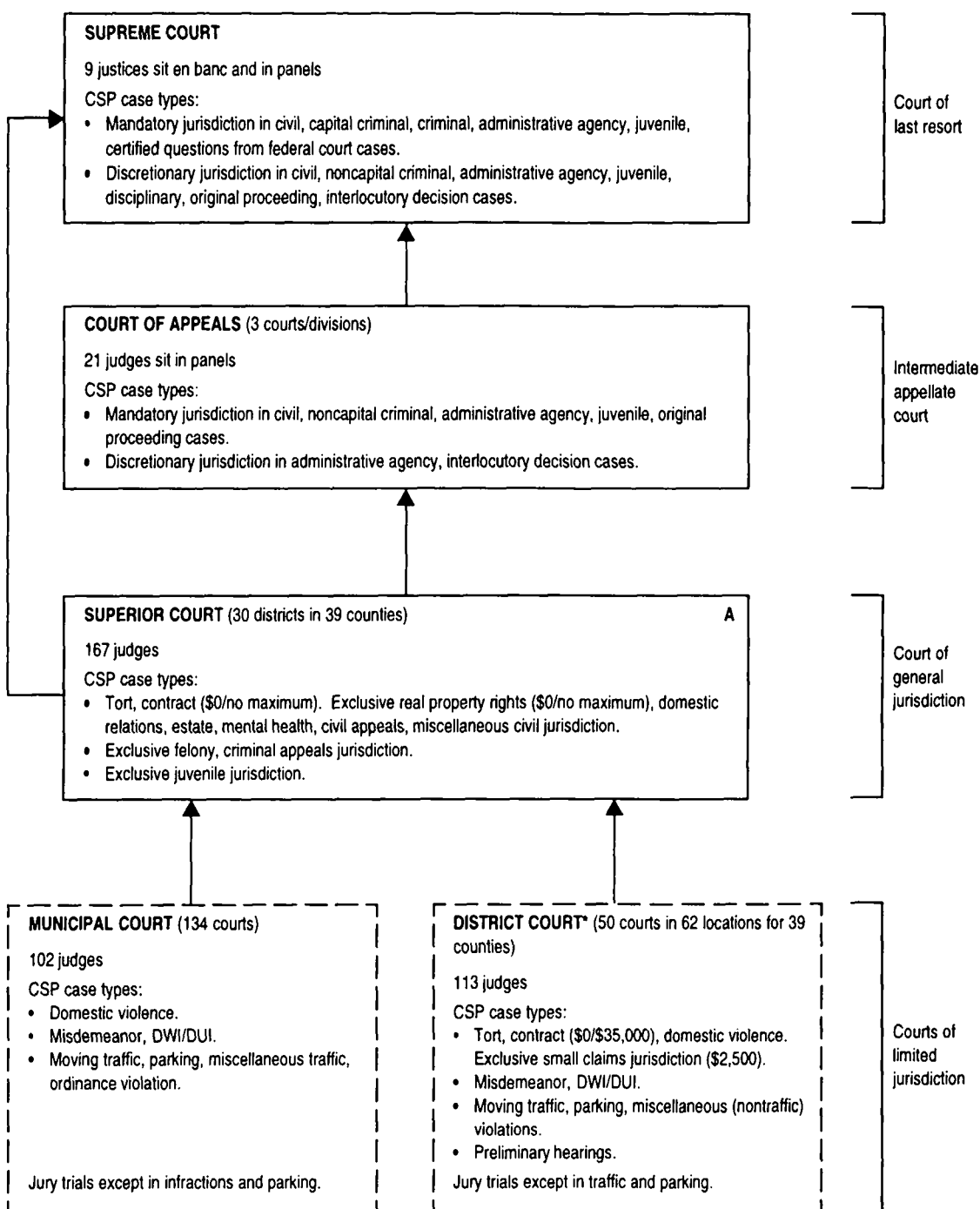


* Increases to 148 effective July 1, 1999.

** The district court is referred to as the juvenile and domestic relations court when hearing juvenile and domestic relations cases and as the general district court for the balance of the cases.

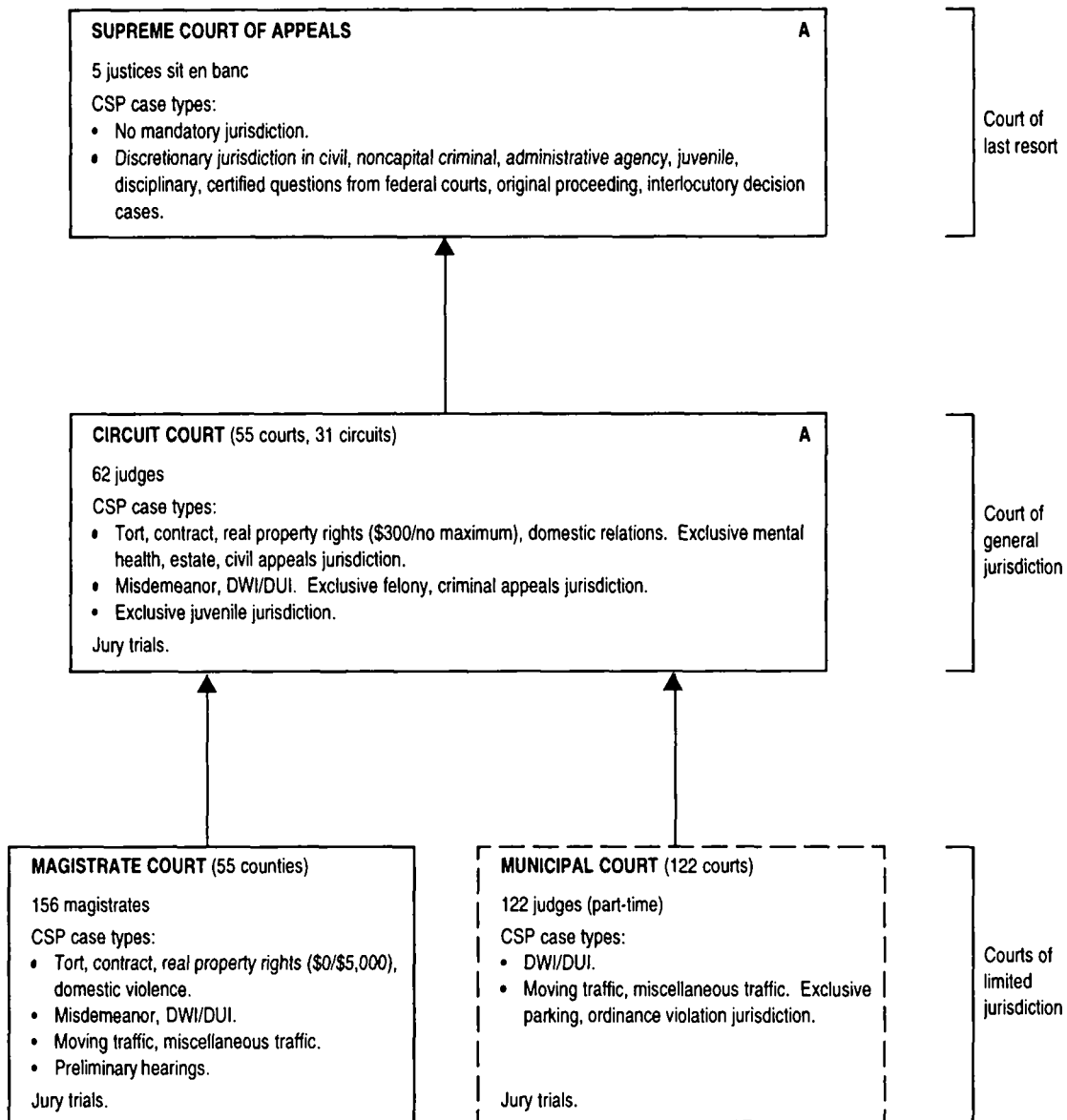
*** Increases to 122 general district and 107 juvenile and domestic relations judges effective July 1, 1999.

WASHINGTON COURT STRUCTURE, 1998

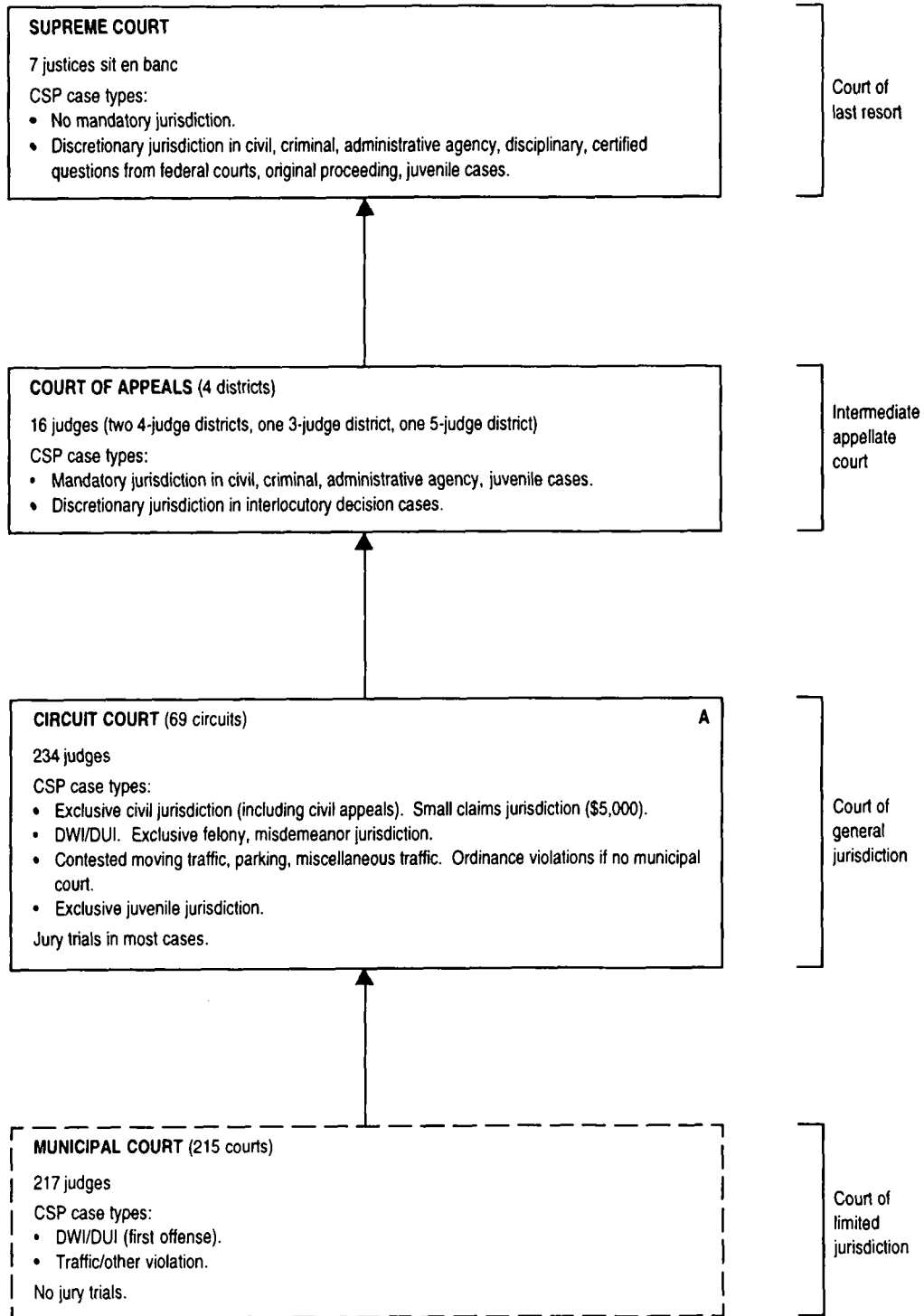


* District court provides services to municipalities that do not have a municipal court.

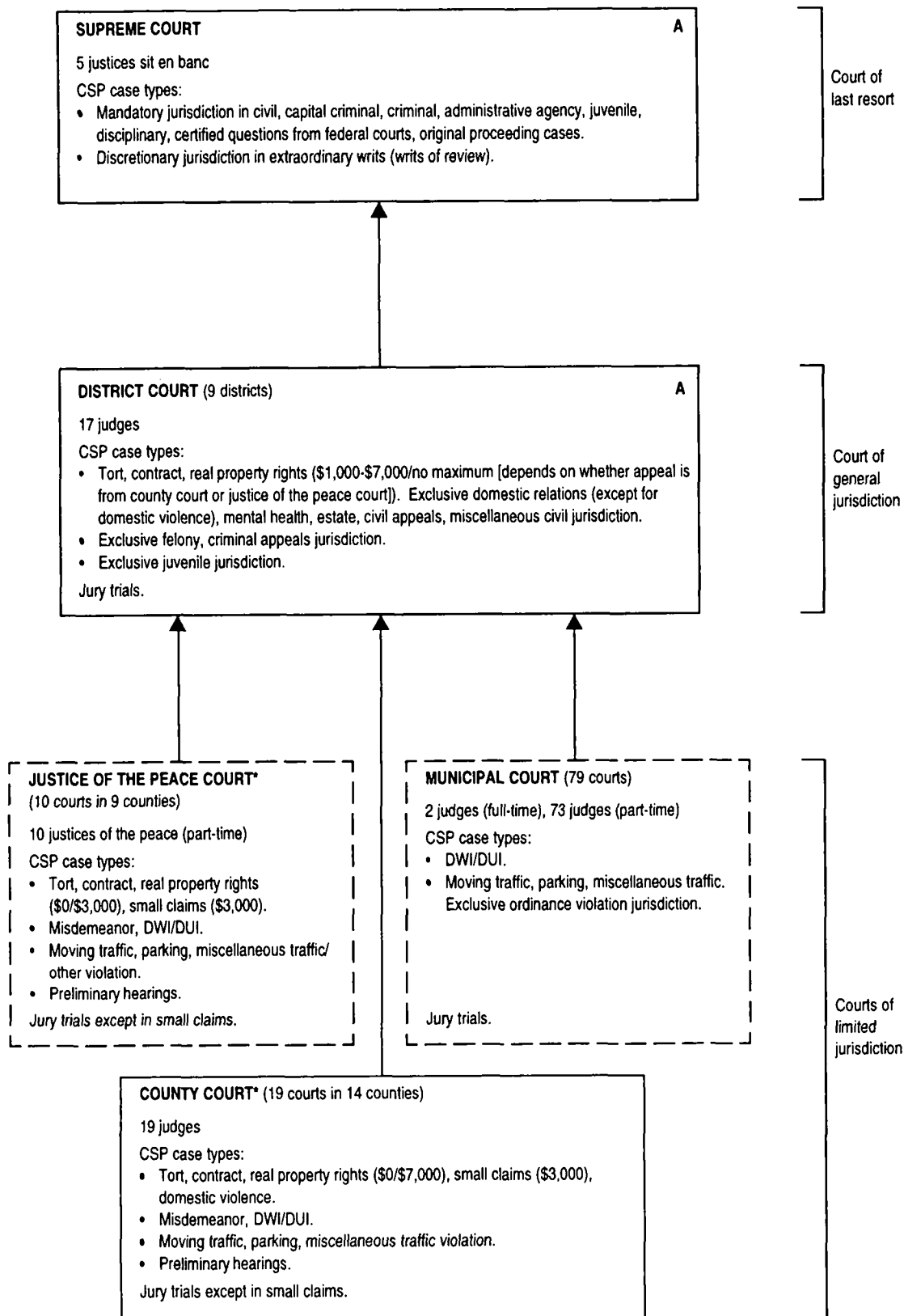
WEST VIRGINIA COURT STRUCTURE, 1998



WISCONSIN COURT STRUCTURE, 1998



WYOMING COURT STRUCTURE, 1998



* Effective 1/1/99, two of the Justice of the Peace Courts will become County Courts.

Jurisdiction and State Court Reporting Practices

FIGURE A: Reporting Periods for All State Courts, 1998

State	Reporting periods			
	January 1, 1998 to December 31, 1998	July 1, 1997 to June 30, 1998	September 1, 1997 to August 31, 1998	October 1, 1997 to September 30, 1998
Alabama				X
Alaska		X		
Arizona		X		
Arkansas		X		
California		X		
Colorado		X		
Connecticut	X Probate Court	X		
Delaware		X		
District of Columbia	X			
Florida	X			
Georgia	X All trial courts Court of Appeals		X Supreme Court (Aug. 1, 1997- July 31, 1998)	
Hawaii		X		
Idaho	X			
Illinois	X			
Indiana	X			
Iowa	X			
Kansas		X		
Kentucky		X		
Louisiana	X			
Maine		X		
Maryland		X		
Massachusetts		X	X Supreme Judicial Court	
Michigan	X			
Minnesota	X			
Mississippi		X		
Missouri		X		
Montana	X			
Nebraska	X Supreme Court Court of Appeals District Court County Court Separate Juvenile	X Workers' Compensation Court		

(continued on next page)

FIGURE A: Reporting Periods for All State Courts, 1998 (continued)

State	Reporting periods			
	January 1, 1998 to December 31, 1998	July 1, 1997 to June 30, 1998	September 1, 1997 to August 31, 1998	October 1, 1997 to September 30, 1998
Nevada	X District Court		X Supreme Court	
New Hampshire	X			
New Jersey		X		
New Mexico		X		
New York	X			
North Carolina		X		
North Dakota	X			
Ohio	X			
Oklahoma		X		
Oregon	X			
Pennsylvania	X			
Puerto Rico	X All appellate courts	X Trial court		
Rhode Island	X			
South Carolina		X		
South Dakota		X		
Tennessee	X Juvenile Court Probate Court	X		
Texas			X	
Utah	X All appellate courts	X All trial courts		
Vermont		X		
Virginia	X			
Washington	X			
West Virginia	X			
Wisconsin	X			
Wyoming	X			

Note: Unless otherwise indicated, an "X" means that all of the trial and appellate courts in that state report data for the time period indicated by the column.

Source: State administrative offices of the courts.

FIGURE B: Methods of Counting Cases in State Appellate Courts, 1998

State/Court name:	Court type	Case counted at:				Case filed with:		Does the court count reinstated/reopened cases in its count of new filings?		
		Filing of				Trial court	Appellate court	No	Rarely	Yes, or frequently as new case
		Notice of appeal	The trial record	Record plus briefs	Other point					
ALABAMA:										
Supreme Court	COLR	X	O	O	O	X	O	X	O	O
Court of Civil Appeals	IAC	X	O	O	O	X	O	X	O	O
Court of Criminal Appeals	IAC	X	O	O	O	X	O	X	O	O
ALASKA:										
Supreme Court	COLR	X	O	O	O	X	O	IDENTIFIED SEPARATELY		
Court of Appeals	IAC	X	O	O	O	X	O	IDENTIFIED SEPARATELY		
ARIZONA:										
Supreme Court	COLR	X-CR	O	O	X*	O	O	IDENTIFIED SEPARATELY		
Court of Appeals	IAC	X-CR*	X*	X*	X	O (except industrial cases & civil petition for special action)	X (only industrial cases & civil petition for special action)	IDENTIFIED SEPARATELY		
ARKANSAS:										
Supreme Court	COLR	O	X	O	O	X	O	O	X	O
Court of Appeals	IAC	O	X	O	O	X	O	O	X	O
CALIFORNIA:										
Supreme Court	COLR	X*	X	O	O	X (death penalty only)	COLR (if petition for review of IAC)	X	O	O
Courts of Appeal	IAC	X	X	O	O	X	O	X	O	O
COLORADO:										
Supreme Court	COLR	X	O	O	O	O	X	IDENTIFIED SEPARATELY		
Court of Appeals	IAC	X	O	O	O	O	X	IDENTIFIED SEPARATELY		
CONNECTICUT:										
Supreme Court	COLR	X	O	O	O	X	O	X (if motion to open)	O	O
Appellate Court	IAC	X	O	O	O	X	O	X (if motion to open or if remand by COLR)	O	O
DELAWARE:										
Supreme Court	COLR	X	O	O	O	O	X	X	O	O
DISTRICT OF COLUMBIA:										
Court of Appeals	COLR	X	O	O	O	X	O	IDENTIFIED SEPARATELY		

(continued on next page)

FIGURE B: Methods of Counting Cases in State Appellate Courts, 1998 (continued)

State/Court name:	Court type	Case counted at:				Case filed with:		Does the court count reinstated/reopened cases in its count of new filings?		
		Filing of				Trial court	Appellate court	No	Rarely	Yes, or frequently as new case
		Notice of appeal	The trial record	Record plus briefs	Other point					
FLORIDA:										
Supreme Court	COLR	X	O	O	O	X	IAC	X	O	O
District Courts of Appeal	IAC	X	O	O	O	X	(ADM. AGY. and Workers' Comp.)	X	O	O
GEORGIA:										
Supreme Court	COLR	O	X	O	X	O	X (notice of appeal)	O	O	X (if new appeal)
Court of Appeals	IAC	O	X	O	O	X	X	X	O	O
HAWAII:										
Supreme Court	COLR	O	X	O	O	X	X (original proceedings)	O	O	X
Intermediate Court of Appeals	IAC	O	O	O	X (when assigned by COLR)	O	O	O	O	X
IDAHO:										
Supreme Court	COLR	X	O	O	X (appeal from trial court)	X (COLR if appeal from IAC)	X	O	X	O
Court of Appeals	IAC	O	O	O	X (when assigned by COLR)	O	O	O	X	O
ILLINOIS:										
Supreme Court	COLR	X	O	O	O	O	X	X	O	O
Appellate Court	IAC	X	O	O	O	X	O	X	O	O
INDIANA:										
Supreme Court	COLR	O	O	O	X (any first filing, notice, record, brief, or motion)	X (only death penalty and/or sentence over 10 years)	X (if petition for transfer from IAC)	O	O	X
Court of Appeals	IAC	O	O	O	X (any first filing)	X (praecipe)	O	O	O	X
Tax Court	IAC	O	O	O	X	O	O	O	O	X

(continued on next page)

FIGURE B: Methods of Counting Cases in State Appellate Courts, 1998 (continued)

State/Court name:	Court type	Case counted at:				Case filed with:		Does the court count reinstated/reopened cases in its count of new filings?		
		Filing of				Trial court	Appellate court	No	Rarely	Yes, or frequently as new case
		Notice of appeal	The trial record	Record plus briefs	Other point					
IOWA:										
Supreme Court	COLR	X	O	O	O	X (if appeal from trial court)	X (COLR if appeal from IAC)	X	O	O
Court of Appeals	IAC	O	O	O	TRANSFER (if appeal from trial court)	X	O	X	O	O
KANSAS:										
Supreme Court	COLR	O	O	O	X*	X	O	O	O	X
Court of Appeals	IAC	O	O	O	X*	X	O	O	O	X
KENTUCKY:										
Supreme Court	COLR	X	O	O	O	X (COLR if review is sought from IAC)	X	X	O	O
Court of Appeals	IAC	X	O	O	O	X	O	X	O	O
LOUISIANA:										
Supreme Court	COLR	O	X	O	O	O	X	X	O	O
Court of Appeals	IAC	O	X	O	O	O	X	X	O	O
MAINE:										
Supreme Judicial Court Sitting as Law Court	COLR	X	O	O	O	X	O	X (if remanded)	O	X (if new appeal)
MARYLAND:										
Court of Appeals	COLR	O	X	O	O	X (if direct appeal)	X (IAC if appeal from IAC)	O	O	X
Court of Special Appeals	IAC	O	X	O	O	X	O	O	O	X
MASSACHUSETTS:										
Supreme Judicial Court	COLR	O	X	O	O	X	O	X	O	O
Appeals Court	IAC	O	X	O	O	X	O	O	X (if originally dismissed as premature)	O

(continued on next page)

FIGURE B: Methods of Counting Cases in State Appellate Courts, 1998 (continued)

State/Court name:	Court type	Case counted at:				Case filed with:		Does the court count reinstated/reopened cases in its count of new filings?		
		Filing of				Trial court	Appellate court	No	Rarely	Yes, or frequently as new case
		Notice of appeal	The trial record	Record plus briefs	Other point					
MICHIGAN:										
Supreme Court	COLR	X	O	O	O	O	X	X	O	X
								(if remanded w/jurisdiction retained)	X	(if new appeal)
Court of Appeals	IAC	X	O	O	O	O	X	O	O	X
MINNESOTA:										
Supreme Court	COLR	X	O	O	O	O	X	X	O	O
Court of Appeals	IAC	X	O	O	O	O	X	X	O	O
MISSISSIPPI:										
Supreme Court	COLR	X	O	O	O	X	O	IDENTIFIED SEPARATELY		
Court of Appeals	IAC	O	O	O	X	O	O	IDENTIFIED SEPARATELY		
					(when assigned by COLR)					
MISSOURI:										
Supreme Court	COLR	X	O	O	O	X	O	X	O	O
Court of Appeals	IAC	X	O	O	O	X	O	X	O	O
MONTANA:										
Supreme Court	COLR	X	O	O	O	X	O	X	O	O
		(notice plus any other filing: fee, record, motion)								
NEBRASKA:										
Supreme Court	COLR	X	O	O	O	X	O	X	O	O
Court of Appeals	IAC	X	O	O	O	X	O	X	O	O
NEVADA:										
Supreme Court	COLR	X	O	O	O	O	X	IDENTIFIED SEPARATELY		
NEW HAMPSHIRE:										
Supreme Court	COLR	X	O	O	O	X	X	X	O	O
								(if remanded & jurisdiction retained)		
NEW JERSEY:										
Supreme Court	COLR	X	O	O	O	O	X	IDENTIFIED SEPARATELY		
Appellate Division of Superior Court	IAC	X	O	O	O	O	X	IDENTIFIED SEPARATELY		

(continued on next page)

FIGURE B: Methods of Counting Cases in State Appellate Courts, 1998 (continued)

State/Court name:	Court type	Case counted at:				Case filed with:		Does the court count reinstated/reopened cases in its count of new filings?		
		Filing of				Trial court	Appellate court	No	Rarely	Yes, or frequently as new case
		Notice of appeal	The trial record	Record plus briefs	Other point					
NEW MEXICO:										
Supreme Court	COLR	0	0	0	X (within 30 days of notice)	X	0	X	0	0
Court of Appeals	IAC	0	0	0	X (within 30 days of notice)	X	0	IDENTIFIED SEPARATELY		
NEW YORK:										
Court of Appeals	COLR	X	0	0	0	X	0	0	0	X
Appellate Divisions of Supreme Court	IAC	0	X	0	0	X	0	X (if remitted for specific issues)	0	X (if remanded for new trial)
Appellate Terms of Supreme Court	IAC	0	X	0	0	X	0	X	0	0
NORTH CAROLINA:										
Supreme Court	COLR	0	X	0	0	X (if direct appeal)	X (COLR if appeal from IAC)	X (if petition to rehear)	X	0
Court of Appeals	IAC	0	X	0	0	X	0	X (if reconsidering dismissal)	X	0
NORTH DAKOTA:										
Supreme Court	COLR	X	0	0	0	X	0	0	0	X
OHIO:										
Supreme Court	COLR	X	0	0	0	0	IAC	X	0	0
Court of Appeals	IAC	X	0	0	0	X*	0	X	0	0
OKLAHOMA:										
Supreme Court	COLR	X*	0	0	0	X	0	X*	0	X*
Court of Criminal Appeals	COLR	0 (notice plus transcript)	X	0	0	X	0	X*	0	X*
Court of Civil Appeals	IAC	0	0	0	TRANSFER	0	COLR	X*	0	X*
OREGON:										
Supreme Court	COLR	X	0	0	0	0	X	IDENTIFIED SEPARATELY		
Court of Appeals	IAC	X	0	0	0	0	X	IDENTIFIED SEPARATELY		

(continued on next page)

FIGURE B: Methods of Counting Cases in State Appellate Courts, 1998 (continued)

State/Court name:	Court type	Case counted at:				Case filed with:		Does the court count reinstated/reopened cases in its count of new filings?		
		Filing of				Trial court	Appellate court	No	Rarely	Yes, or frequently as new case
		Notice of appeal	The trial record	Record plus briefs	Other point					
PENNSYLVANIA:										
Supreme Court	COLR	X (direct appeal only)	O	O	X (discretionary certiorari granted)	X	X	X (if re-instated to enforce order)	X (if new appeal)	O
Superior Court	IAC	X	O	O	O	X	O	X	O	O
Commonwealth Court	IAC	X	O	O	O	X	X	O (ADM. AGY.)	O	X
PUERTO RICO:										
Supreme Court	COLR	X	O	O	O	X	X	YES, IDENTIFIED SEPARATELY		
Circuit Court of Appeals	IAC	X	O	O	O	X	X	YES, IDENTIFIED SEPARATELY		
RHODE ISLAND:										
Supreme Court	COLR	O	X	O	O	O	X	O	O	X
SOUTH CAROLINA:										
Supreme Court	COLR	O	X	O	O	X	X	X	O	O
Court of Appeals	IAC	O	O	O	TRANSFER	O	O	X	O	O
SOUTH DAKOTA:										
Supreme Court	COLR	X	O	O	O	X	O	X	O	O
TENNESSEE:										
Supreme Court	COLR	X	O	O	O	O	X	IDENTIFIED SEPARATELY		
Court of Appeals	IAC	X	O	O	O	O	X (Court of Appeals)	IDENTIFIED SEPARATELY		
Court of Criminal Appeals	IAC	X	O	O	O	O	X (Court of Criminal Appeals)	IDENTIFIED SEPARATELY		
TEXAS:										
Supreme Court	COLR	X	O	O	O	O	X	IDENTIFIED SEPARATELY		
Court of Criminal Appeals	COLR	O	O	O	X (any first filing)	X	X (Court of Crim. Appeals)	IDENTIFIED SEPARATELY		
Court of Appeals	IAC	X	O	O	O	X	O	IDENTIFIED SEPARATELY		
UTAH:										
Supreme Court	COLR	X	O	O	O	O	X (ADM. AGY.)	O	O	O
Court of Appeals	IAC	X	O	O	O	X	X	O	X	O

(continued on next page)

FIGURE B: Methods of Counting Cases in State Appellate Courts, 1998 (continued)

State/Court name:	Court type	Case counted at:				Case filed with:		Does the court count reinstated/reopened cases in its count of new filings?		
		Filing of				Trial court	Appellate court	No	Rarely	Yes, or frequently as new case
		Notice of appeal	The trial record	Record plus briefs	Other point					
VERMONT:										
Supreme Court	COLR	X	O	O	O	X	O	X (if dismissed & reinstated)	O	X (if after final decision or if statistical period has ended)
VIRGINIA:										
Supreme Court	COLR	X	O	O	O	O	X	X	O	O
Court of Appeals	IAC	X	O	O	O	X	O	X	O	O
WASHINGTON:										
Supreme Court	COLR	X	O	O	O	X	O	X	O	O
Court of Appeals	IAC	X	O	O	O	X	O	X	O	O
WEST VIRGINIA:										
Supreme Court of Appeals	COLR	X	O	O	O	X	O	X (counted as new filings as of 8/86)	O	O
WISCONSIN:										
Supreme Court	COLR	O	O	O	X (when accepted by court)	O	X	O	O	X
Court of Appeals	IAC	X	O	O	O	X	O	O	O	X
WYOMING:										
Supreme Court	COLR	O	X	O	O	O	X	X	O	O

ADM. AGY. = Administrative agency cases only.
 CR = Criminal cases only.
 CV = Civil cases only.
 DP = Death penalty cases only.
 COLR = Court of last resort.
 IAC = Intermediate appellate court.
 X = Yes
 O = No

FOOTNOTES*

Arizona-Supreme Court: Civil cases are counted when the fee is paid within 30 days after trial record is filed.

Arizona-Court of Appeals: Civil cases are counted when the fee is paid within 30 days after trial record is filed. Juvenile/ industrial/habeas corpus cases are counted at receipt of notice or at receipt of the trial record.

California-Supreme Court: Cases are counted at the notice of appeal for discretionary review cases from the IAC.

Kansas: Cases are counted at the docketing, which occurs 21 days after a notice of appeal is filed in the trial court.

Ohio-Court of Appeals: The clerk of the trial court is also the clerk of the Court of Appeals.

Oklahoma: The notice of appeal refers to the petition in error. The courts do not count reinstated cases as new filings, but do count any subsequent appeal of an earlier decided case as a new filing.

Source: State administrative offices of the courts.

FIGURE C: Dollar Amount Jurisdiction for Original Tort, Contract, Real Property Rights, and Small Claims Filings in State Trial Courts, 1998

State/Court name:	Jurisdiction	Unlimited dollar amount torts, contracts, real property	Limited dollar amount torts, contracts, real property	Small claims			
		Minimum/maximum	Minimum/maximum	Maximum dollar amount	Jury trials	Summary procedures	Lawyers permitted
ALABAMA:							
Circuit Court	G	\$3,000/No maximum	-	-	-	-	-
District Court	L	-	\$3,000/\$10,000	\$3,000	No	Yes	Optional
ALASKA:							
Superior Court	G	0/No maximum	-	-	-	-	-
District Court	L	-	0/\$50,000	\$7,500	No	Yes	Yes
ARIZONA:							
Superior Court	G	\$5,000/No maximum	-	-	-	-	-
Justice of the Peace Court	L	-	0/\$5,000	\$2,500	No	Yes	No
ARKANSAS:							
Circuit Court	G	\$100/No maximum	-	-	-	-	-
Court of Common Pleas	L	-	\$500/\$1,000 (contract only)	-	-	-	-
Municipal Court	L	-	0/\$5,000 (contract and real property)	\$5,000	No	Yes	No
City Court, Police Court	L	-	0/\$300 (contract and real property)	-	-	-	-
Justice of the Peace	L	-	-	\$300	No	Yes	No
CALIFORNIA:							
Superior Court	G	\$25,000/No maximum	-	-	-	-	-
Municipal Court	L	-	0/\$25,000	\$5,000	No	Yes	No
COLORADO:							
District Court	G	0/No maximum	-	-	-	-	-
Water Court	G	0/No maximum	-	-	-	-	-
County Court	L	-	0/\$10,000	\$5,000	No	Yes	No
CONNECTICUT:							
Superior Court	G	0/No maximum	-	\$2,500	No	Yes	Yes
DELAWARE:							
Court of Chancery	G	0/No maximum	-	-	-	-	-
Superior Court	G	0/No maximum	-	-	-	-	-
Court of Common Pleas	L	-	0/\$50,000	-	-	-	-
Justice of the Peace Court	L	-	0/\$15,000	\$15,000	No	Yes	Yes
DISTRICT OF COLUMBIA:							
Superior Court	G	\$5,001/No maximum (No minimum for real property)	-	\$5,000	Yes	Yes	Yes
FLORIDA:							
Circuit Court	G	\$15,001/No maximum	-	-	-	-	-
County Court	L	-	\$5,001/\$15,000	\$5,000	Yes	Yes	Yes

(continued on next page)

FIGURE C: Dollar Amount Jurisdiction for Original Tort, Contract, Real Property Rights, and Small Claims Filings in State Trial Courts, 1998
(continued)

State/Court name:	Jurisdiction	Unlimited dollar amount torts, contracts, real property	Limited dollar amount torts, contracts, real property	Small claims			
		Minimum/maximum	Minimum/maximum	Maximum dollar amount	Jury trials	Summary procedures	Lawyers permitted
GEORGIA:							
Superior Court	G	0/No maximum	-	No max	Yes	No	Yes
State Court	L	0/No maximum (No real property)	-	No max	Yes	No	Yes
Civil Court (Bibb & Richmond counties only)	L	-	0/\$7,500 - 0/\$25,000 (Bibb) - (Richmond)	\$25,000	Yes	Yes	Yes
Magistrate Court	L	-	0/\$5,000 (No real property)	\$5,000	No	Yes	Yes
Municipal Court (Columbus)	L	-	0/\$7,500	\$7,500	Yes	Yes	Yes
HAWAII:							
Circuit Court	G	\$10,000/No maximum	-	-	-	-	-
District Court	L	-	0/\$20,000 (No maximum in summary possession or ejection)	\$2,500 (Except in residential security de- posit cases)	No	Yes	Yes
IDAHO:							
District Court	G	0/No maximum	-	-	-	-	-
Magistrates Division	L	-	0/\$10,000	\$3,000	No	Yes	No
ILLINOIS:							
Circuit Court	G	0/No maximum	-	\$2,500	Yes	Yes	Yes
INDIANA:							
Superior Court and Circuit Court	G	0/No maximum	-	\$3,000	No	Yes	Yes
County Court	L	-	0/\$10,000	\$3,000	No	Yes	Yes
Small Claims Court of Marion County	L	-	-	\$6,000	No	Yes	Yes
City Court	L	-	0/\$500- \$3,000 (No real property)	-	-	-	-
IOWA:							
District Court	G	0/No maximum	-	\$4,000	No	Yes	Yes
KANSAS:							
District Court	G	0/No maximum	-	\$1,800	No	Yes	No
KENTUCKY:							
Circuit Court	G	\$4,000/No maximum	-	-	-	-	-
District Court	L	-	0/\$4,000	\$1,500	No	Yes	Yes
LOUISIANA:							
District Court	G	0/No maximum	-	-	-	-	-
City Court, Parish Court (New Orleans City Court)	L	-	0/\$15,000	\$2,000	No	Yes	Yes
Justice of the Peace Court	L	-	0/\$2,000	\$2,000	No	Yes	Yes

(continued on next page)

FIGURE C: Dollar Amount Jurisdiction for Original Tort, Contract, Real Property Rights, and Small Claims Filings in State Trial Courts, 1998
(continued)

State/Court name:	Jurisdiction	Unlimited dollar amount torts, contracts, real property	Limited dollar amount torts, contracts, real property	Small claims			
		Minimum/maximum	Minimum/maximum	Maximum dollar amount	Jury trials	Summary procedures	Lawyers permitted
MAINE:							
Superior Court	G	0/No maximum	-	-	-	-	-
District Court	L	-	0/\$30,000	\$4,500	No	Yes	Yes
MARYLAND:							
Circuit Court	G	\$2,500/No maximum	-	-	-	-	-
District Court	L	0/No maximum (only real property)	\$2,500/\$25,000 (only tort, contract)	\$2,500	No	Yes	Yes
MASSACHUSETTS:							
Superior Court	G	0/No maximum	-	-	-	-	-
Housing Court	L	0/No maximum	-	\$2,000	No	No	Yes
District Court	L	0/No maximum	-	\$2,000	Yes	Yes	Yes
Boston Municipal Court	L	0/No maximum	-	\$2,000	Yes	Yes	Yes
MICHIGAN:							
Circuit Court	G	\$10,000/No maximum	-	-	-	-	-
District Court	L	-	0/\$10,000	\$1,750	No	Yes	No
Municipal Court	L	-	0/\$1,500	\$1,750	No	Yes	No
MINNESOTA:							
District Court	G	0/No maximum	-	\$7,500	No	Yes	Yes
MISSISSIPPI:							
Circuit Court	G	\$200/No maximum	-	-	-	-	-
County Court	L	-	0/\$50,000*	-	-	-	-
Justice Court	L	-	0/\$2,500	-	-	-	-
MISSOURI:							
Circuit Court (Associate Division)	G L	0/No maximum -	- 0/\$25,000	- \$3,000	- No	- Yes	- Yes
MONTANA:							
District Court	G	\$50/No maximum	-	-	-	-	-
Justice of the Peace Court	L	-	0/\$5,000	\$3,000	No	Yes	No
Municipal Court	L	-	0/\$5,000	\$3,000	No	Yes	No
City Court	L	-	0/\$5,000	\$3,000	No	Yes	No
NEBRASKA:							
District Court	G	0/No maximum	-	-	-	-	-
County Court	L	-	0/\$15,000	\$2,100	No	Yes	No
NEVADA:							
District Court	G	\$7,500/No maximum	-	-	-	-	-
Justice Court	L	-	0/\$7,500	\$3,500	No	Yes	Yes
Municipal Court	L	-	0/\$2,500	-	-	-	-
NEW HAMPSHIRE:							
Superior Court	G	\$1,500/No maximum	-	-	-	-	-
District Court	L	-	0/\$25,000	\$5,000	No	Yes	Yes
Municipal Court	L	-	0/\$2,500 (only landlord-tenant, and small claims)	\$5,000	No	Yes	Yes

(continued on next page)

FIGURE C: Dollar Amount Jurisdiction for Original Tort, Contract, Real Property Rights, and Small Claims Filings in State Trial Courts, 1998
(continued)

State/Court name:	Jurisdiction	Unlimited dollar amount torts, contracts, real property	Limited dollar amount torts, contracts, real property	Small claims			
		Minimum/maximum	Minimum/maximum	Maximum dollar amount	Jury trials	Summary procedures	Lawyers permitted
NEW JERSEY:							
Superior Court (Law Division and Chancery Division)	G	0/No maximum	-	-	-	-	-
(Law Division, Special Civil Part)	L	-	0/\$10,000	\$2,000	No	Yes	Yes
NEW MEXICO:							
District Court	G	0/No maximum	-	-	-	-	-
Magistrate Court	L	-	0/\$5,000	-	-	-	-
Metropolitan Court of Bernalillo County	L	-	0/\$5,000	-	-	-	-
NEW YORK:							
Supreme Court	G	0/No maximum	-	-	-	-	-
County Court	G	-	0/\$25,000	-	-	-	-
Civil Court of the City of New York	L	-	0/\$25,000	\$3,000	-	Yes	Yes
City Court	L	-	0/\$15,000	\$3,000	-	Yes	Yes
District Court	L	-	0/\$15,000	\$3,000	-	Yes	Yes
Court of Claims	L	0/No maximum	-	-	-	-	-
Town Court and Village Justice Court	L	-	0/\$3,000	\$3,000	-	Yes	Yes
NORTH CAROLINA:							
Superior Court	G	\$10,000/No maximum	-	-	-	-	-
District Court	L	-	0/\$10,000	\$3,000	No	Yes	Yes
NORTH DAKOTA:							
District Court	G	0/No maximum	-	\$5,000	No	Yes	Varies
OHIO:							
Court of Common Pleas	G	\$500/No maximum	-	-	-	-	-
County Court	L	-	0/\$3,000	\$2,000	No	Yes	Yes
Municipal Court	L	-	0/\$10,000	\$2,000	No	Yes	Yes
OKLAHOMA:							
District Court	G	0/No maximum	-	\$3,000	Yes	Yes	Yes
OREGON:							
Circuit Court	G	\$10,001/No maximum	-	-	-	-	-
Justice Court	L	-	\$750/\$3,500	\$3,500	No	Yes	No
PENNSYLVANIA:							
Court of Common Pleas	G	0/No maximum	-	-	-	-	-
District Justice Court	L	-	0/\$8,000	-	-	-	-
Philadelphia Municipal Court	L	-	0/\$10,000 (real property jurisdiction only)	\$10,000	No	Yes	Yes
Pittsburgh City Magistrates Court	L	0/No maximum (real property jurisdiction only)	-	-	-	-	-

(continued on next page)

FIGURE C: Dollar Amount Jurisdiction for Original Tort, Contract, Real Property Rights, and Small Claims Filings in State Trial Courts, 1998
(continued)

State/Court name:	Jurisdiction	Unlimited dollar amount torts, contracts, real property	Limited dollar amount torts, contracts, real property	Small claims			
		Minimum/maximum	Minimum/maximum	Maximum dollar amount	Jury trials	Summary procedures	Lawyers permitted
PUERTO RICO:							
Court of First Instance	G	-	-	-	-	-	-
Superior Division		\$0/No maximum	-	-	-	-	-
District Subsection		-	\$3,001/\$50,000	-	-	-	-
Municipal Division		-	0/\$3,000	-	-	-	-
RHODE ISLAND:							
Superior Court	G	\$5,000/No maximum	-	-	-	-	-
District Court	L	-	\$1,500/\$5,000- \$10,000	\$1,500	No	Yes	Yes
SOUTH CAROLINA:							
Circuit Court	G	0/No maximum	-	-	-	-	-
Magistrate Court	L	-	0/\$5,000 (No max. in landlord-tenant)	\$5,000	Yes	Yes	Yes
SOUTH DAKOTA:							
Circuit Court	G	0/No maximum	-	\$8,000	No	Yes	Yes
TENNESSEE:							
Circuit Court, Chancery Court	G	\$50/No maximum	-	-	-	-	-
General Sessions Court	L	0/No maximum (Forcible entry, detainer, and in actions to recover personal property)	0/\$10,000 (All civil actions in counties with population under 700,000); 0/\$15,000 (All civil actions in counties with popula- tion over 700,000)	\$10,000- 15,000	No	Yes	Yes
TEXAS:							
District Court	G	\$200/No maximum	-	-	-	-	-
County Court at Law, Consti- tutional County Court	L	-	\$200/varies	-	-	-	-
Justice of the Peace Court	L	-	0/\$5,000	\$5,000	Yes	Yes	Yes
UTAH:							
District Court	G	0/No maximum	-	-	-	-	-
Justice Court	L	-	0/\$5,000	\$5,000	No	Yes	Yes
VERMONT:							
Superior Court	G	0/No maximum	-	-	-	-	-
District Court	G	-	-	\$3,500	Yes	Yes	Yes
VIRGINIA:							
Circuit Court	G	\$3,000/No maximum	-	-	-	-	-
District Court	L	-	0/\$15,000	-	-	-	-
WASHINGTON:							
Superior Court	G	0/No maximum	-	-	-	-	-
District Court	L	-	0/\$35,000	\$2,500	No	Yes	No
WEST VIRGINIA:							
Circuit Court	G	\$300/No maximum	-	-	-	-	-
Magistrate Court	L	-	0/\$5,000	-	-	-	-

(continued on next page)

FIGURE C: Dollar Amount Jurisdiction for Original Tort, Contract, Real Property Rights, and Small Claims Filings in State Trial Courts, 1998
(continued)

State/Court name:	Jurisdiction	Unlimited dollar amount	Limited dollar amount	Small claims			
		torts, contracts, real property	torts, contracts, real property	Maximum dollar amount	Jury trials	Summary procedures	Lawyers permitted
		Minimum/maximum	Minimum/maximum				
WISCONSIN:							
Circuit Court	G	0/No maximum	-	\$5,000	Yes	Yes	Yes
WYOMING:							
District Court	G	\$1,000-\$7,000/No maximum	-	-	-	-	-
County Court	L	-	0/\$7,000	\$3,000	No	Yes	Yes
Justice of the Peace Court	L	-	0/\$3,000	\$3,000	No	Yes	Yes

JURISDICTION CODES:

- G = General jurisdiction court.
- L = Limited jurisdiction court.
- = Information not available.

FOOTNOTES*

Mississippi-County Court: Tort, contract, and real property limits increased to \$75,000 effective July, 1998.

Source: State administrative offices of the courts.

FIGURE D: Criminal Case Unit of Count Used by State Trial Courts, 1998

State/Court name:	Jurisdiction	Point of counting a criminal case	Number of defendants		Contents of charging document			
			One	One or more	Single charge	Single incident (set # of charges per case)	Single incident (unlimited # of charges)	One or more incidents
ALABAMA:								
Circuit Court	G	Information/Indictment	X				X	
District Court	L	Complaint	X				X	
Municipal Court	L	Complaint	X		X			
ALASKA:								
Superior Court	G	Indictment	X		multiple charges		X	
District Court	L	Complaint	X		multiple counts		X	
ARIZONA:								
Superior Court	G	Information/indictment	X					X
Justice of the Peace Court	L	Complaint				Varies with jurisdiction*		
Municipal Court	L	Complaint				Varies with jurisdiction*		
ARKANSAS:								
Circuit Court	G	Information/indictment	X					X
Municipal Court	L	Complaint	X		X			
City Court, Police Court	L	Complaint	X		X			
CALIFORNIA:								
Superior Court	G	Information/indictment	X				X	
Municipal Court	L	Complaint	X				X	
COLORADO:								
District Court	G	Complaint	X					X
County Court	L	Complaint/summons	X					X
CONNECTICUT:								
Superior Court	G	Information	X				(varies among local police departments)	
DELAWARE:								
Superior Court	G	Information/indictment	X				X	
Family Court	L	Petition	X				X	
Justice of the Peace Court	L	Complaint	X		X			
Court of Common Pleas	L	Complaint	X				X	
Municipal Court of Wilmington	L	Complaint	X		X			
Alderman's Court	L	Complaint	X		X			
DISTRICT OF COLUMBIA:								
Superior Court	G	Complaint/information/indictment	X				X	
FLORIDA:								
Circuit Court	G	Information/indictment	X				(prosecutor decides)	
County Court	L	Complaint	X				X	

(continued on next page)

FIGURE D: Criminal Case Unit of Count Used by State Trial Courts, 1998 (continued)

State/Court name:	Jurisdiction	Point of counting a criminal case	Number of defendants		Contents of charging document		
			One	One or more	Single charge	Single incident (set # of charges per case)	Single incident (unlimited # of charges)
GEORGIA:							
Superior Court	G	Indictment/accusation		X			X
State Court	L	Accusation/citation		X			X
Magistrate Court	L	Accusation/citation	X				X
Probate Court	L	Accusation/citation	X				X
Municipal Court	L	No data reported					
Civil Court	L	No data reported					
County Recorder's Court	L	No data reported					
Municipal Courts and the City Court of Atlanta	L	No data reported					
HAWAII:							
Circuit Court	G	Complaint/indictment	X				X (most serious charge)
District Court	L	First appearance/information	X		X		
IDAHO:							
District Court	G	Information		X			X
Magistrates Division	L	Complaint		X			X
ILLINOIS:							
Circuit Court	G	Complaint/information/indictment		X			X
INDIANA:							
Superior Court and Circuit Court	G	Information/indictment	X				X (may not be consistent)
County Court	L	Information/complaint	X				X (may not be consistent)
City Court and Town Court	L	Information/complaint	X				X (may not be consistent)
IOWA:							
District Court	G	Information/indictment	X				X
KANSAS:							
District Court	G	First appearance	X				X
KENTUCKY:							
Circuit Court	G	Information/indictment	X				X
District Court	L	Complain/citation	X				X
LOUISIANA:							
District Court	G	Information/indictment	Varies				Varies
City and Parish Court	L	Information/complaint	X		X		
MAINE:							
Superior Court	G	Information/indictment	X				Varies court to court
District Court	L	Information/complaint	X		X		

(continued on next page)

FIGURE D: Criminal Case Unit of Count Used by State Trial Courts, 1998 (continued)

State/Court name:	Jurisdiction	Point of counting a criminal case	Number of defendants		Contents of charging document			
			One	One or more	Single charge	Single incident (sel # of charges per case)	Single incident (unlimited # of charges)	One or more incidents
MARYLAND:								
Circuit Court	G	Information/indictment	X				X	
District Court	L	Citation/information	X				X	
MASSACHUSETTS:								
Superior Court	G	Information/indictment	X					X
Housing Court	L	Complaint	X					X
District Court	L	Complaint	X					X
Boston Municipal Ct.	L	Complaint	X					X
MICHIGAN:								
Circuit Court	G	Information	X			Varies, depending on prosecutor		
District Court	L	Complaint	X			Varies, depending on prosecutor		
Municipal Court	L	Complaint	X			Varies, depending on prosecutor		
MINNESOTA:								
District Court	G	First appearance	X				X	
MISSISSIPPI:								
Circuit Court	G	Indictment	X					X
County Court	L	Affidavit/accusation	X					X
Justice Court	L	Affidavit/accusation	X					X
MISSOURI:								
Circuit Court	G	Information/indictment		X			X	
(Associate Division)	L	Complaint/Information		X			X	
MONTANA:								
District Court	G	Information/indictment		X			X	
Justice of Peace Court	L	Complaint	X				X	
Municipal Court	L	Complaint	X				X	
City Court	L	Complaint	X				X	
NEBRASKA:								
District Court	G	Information/indictment	X				X	(not consistently observed statewide)
County Court	L	Information/complaint	X				X	
NEVADA:								
District Court	G	Information/indictment	Varies			Varies, depending on prosecutor		
Justice Court	L	Complaint	Varies			Varies, depending on prosecutor		
Municipal Court	L	Complaint	Varies			Varies, depending on prosecutor		
NEW HAMPSHIRE:								
Superior Court	G	Information/indictment	X		X			
District Court	L	Complaint	X		X			
Municipal Court	L	Complaint	X		X			
NEW JERSEY:								
Superior Court (Law Division)	G	Accusation/indictment	X				X	X
Municipal Court	L	Complaint	X				X	X

(continued on next page)

FIGURE D: Criminal Case Unit of Count Used by State Trial Courts, 1998 (continued)

State/Court name:	Jurisdiction	Point of counting a criminal case	Number of defendants		Contents of charging document			
			One	One or more	Single charge	Single incident (set # of charges per case)	Single incident (unlimited # of charges)	One or more incidents
NEW MEXICO:								
District Court	G	Indictment/information	X				X	
Magistrate Court	L	Complaint	X				X	
Bernalillo County Metropolitan Court	L	Complaint	X				X	
NEW YORK:								
Supreme Court	G	Defendant/indictment		X		Varies depending on prosecutor		
County Court	G	Defendant/indictment		X		Varies depending on prosecutor		
Criminal Court of the City of New York	L	Defendant/docket		X		Varies depending on prosecutor		
District Court and City Court	L	Defendant/docket		X		Varies depending on prosecutor		
Town Court and Village Justice Court	L	N/A				Varies depending on prosecutor		
NORTH CAROLINA:								
Superior Court	G	Transfer (from District Court) Indictment (when case originates in Superior Court)	X			Varies depending on prosecutor		
District Court	L	Warrant/summons (includes citations, Magistrates order, misdemeanor statement of charges)	X			Varies depending on prosecutor		
NORTH DAKOTA:								
District Court	G	Information/indictment	X				X	(may vary)
Municipal Court	L	Complaint	X				X	
OHIO:								
Court of Common Pleas	G	Arraignment	X				X	
County Court	L	Warrant/summons	X				X	
Municipal Court	L	Warrant/summons	X				X	
Mayor's Court	L	No data reported						
OKLAHOMA:								
District Court	G	Information/indictment		X				X
OREGON:								
Circuit Court	G	Complaint/indictment	X				X	
Justice Court	L	Complaint		X		(number of charges not consistent statewide)		
Municipal Court	L	Complaint		X		X		
PENNSYLVANIA:								
Court of Common Pleas	G	Information/docket transcript	X				X	
District Justice Court	L	Complaint	X				X	
Philadelphia Municipal Court	L	Complaint	X				X	
Pittsburgh City Magistrates Ct.	L	Complaint	X				X	
PUERTO RICO:								
Court of First Instance	G	Indictment	X		X			

(continued on next page)

FIGURE D: Criminal Case Unit of Count Used by State Trial Courts, 1998 (continued)

State/Court name:	Jurisdiction	Point of counting a criminal case	Number of defendants		Contents of charging document			
			One	One or more	Single charge	Single incident (set # of charges per case)	Single incident (unlimited # of charges)	One or more incidents
RHODE ISLAND:								
Superior Court	G	Information/indictment	X					X
District Court	L	Complaint	X					X
SOUTH CAROLINA:								
Circuit Court	G	Warrant/summons	X		X			
Magistrate Court	L	Warrant/summons	X		X			
Municipal Court	L	Warrant/summons	X		X			
SOUTH DAKOTA:								
Circuit Court	G	Complaint	X					X
TENNESSEE:								
Circuit Court and Criminal Court	G	Information/indictment	X		X			
General Sessions Court	L	No data reported						
Municipal Court	L	No data reported						
TEXAS:								
District Court and Criminal District Court	G	Information/indictment	X					X
County-level Courts	L	Complaint/information	X					X
Municipal Court	L	Complaint	X		X			
Justice of the Peace Court	L	Complaint	X		X			
UTAH:								
District Court	G	Information		X				X
Justice Court	L	Citation	X				X	
VERMONT:								
District Court	G	Arrest	X					X
VIRGINIA:								
Circuit Court	G	Information/indictment	X		X			
District Court	L	Warrant/summons	X		X			
WASHINGTON:								
Superior Court	G	(Original) Information	X					X
District Court	L	Complaint/citation	X			X (3 max)		
Municipal Court	L	Complaint/citation	X			X (3 max)		
WEST VIRGINIA:								
Circuit Court	G	Information/indictment	X					X
Magistrate Court	L	Complaint			X			X
Municipal Court	L	Complaint	X		X			
WISCONSIN:								
Circuit Court	G	Initial appearance	X					X
Municipal Court	L	Citation*	X		X			

(continued on next page)

FIGURE D: Criminal Case Unit of Count Used by State Trial Courts, 1998 (continued)

State/Court name:	Jurisdiction	Point of counting a criminal case	Number of defendants		Contents of charging document			
			One	One or more	Single charge	Single incident (set # of charges per case)	Single incident (unlimited # of charges)	One or more incidents
WYOMING:								
District Court	G	Information/indictment		X				X
County Court	L	Citation/information		X				X
Justice of the Peace Court	L	Citation/information		X				X
Municipal Court	L	Citation/information	X		X			

JURISDICTION CODES:

G = General jurisdiction court.
 L = Limited jurisdiction court.

FOOTNOTES*

Arizona-Varies in limited jurisdiction courts. Prosecutor can file long form. Long form can involve one or more defendants and/or charges. Misdemeanors can also be included on citations.
 Wisconsin-Municipal Court-The court has exclusively civil jurisdiction, but its caseload includes first offense DWI/DUI cases. The *State Court Model Statistical Dictionary* treats all DWI/DUI cases as a subcategory of criminal cases.

Source: State administrative offices of the courts.

FIGURE E: Juvenile Unit of Count Used in State Trial Courts, 1998

State/Court name:	Jurisdiction	Filings are counted		Disposition counted		Age at which juvenile jurisdiction transfers to adult courts
		At intake or referral	At filing of petition or complaint	At adjudication of petition	At disposition of juvenile	
ALABAMA:						
Circuit Court	G		X	X		18
District Court	L		X	X		18
ALASKA:						
Superior Court	G		X	X		18
ARIZONA:						
Superior Court	G		X	X		18
ARKANSAS:						
Chancery Court	G		X		X	18*
CALIFORNIA:						
Superior Court	G		X	X		18
COLORADO:						
District Court (includes Denver Juvenile Court)	G		X		X	18
CONNECTICUT:						
Superior Court	G	X			X	16
DELAWARE:						
Family Court	L (special)		X	X		18
DISTRICT OF COLUMBIA:						
Superior Court	G	X			X	18*
FLORIDA:						
Circuit Court	G		X	X		18
GEORGIA:						
Juvenile Court	L (special)		X		X	17*
HAWAII:						
Circuit Court	G (Family Court Division)	X		X		16
IDAHO:						
District Court	G		X	X		18
Magistrates Division	L		X	X		18
ILLINOIS:						
Circuit Court	G		X		X	17 (15 for first-degree murder, aggravated criminal sexual assault, armed robbery, robbery with a firearm, and unlawful use of weapons on school grounds)

(continued on next page)

FIGURE E: Juvenile Unit of Count Used in State Trial Courts, 1998 (continued)

State/Court name:	Jurisdiction	Filings are counted		Disposition counted		Age at which juvenile jurisdiction transfers to adult courts
		At intake or referral	At filing of petition or complaint	At adjudication of petition	At disposition of juvenile	
INDIANA:						
Superior Court and Circuit Court	G		X	X		18
Probate Court	L		X	X		18
IOWA:						
District Court	G		X	Disposition data are not collected		18
KANSAS:						
District Court	G		X		X	18 14 (for traffic violation) 16 (for fish and game) 10 (if waived to adult status)
KENTUCKY:						
District Court	L		X	X		18
LOUISIANA:						
District Court	G		X	X		17
Family Court and Juvenile Court	G		X	X		17 (15 for first- and second-degree murder, manslaughter, and aggravated rape)
City Court	L		X	X		16 (for armed robbery, aggravated burglary, and aggravated kidnapping)
MAINE:						
District Court	L		X		X	18
MARYLAND:						
Circuit Court	G		X		X	18
District Court	L		X		X	18
MASSACHUSETTS:						
District Court	L		X	X		17
Juvenile Court	L		X	X		17
MICHIGAN:						
Probate Court	L		X		X	17
MINNESOTA:						
District Court	G		X	X		18

(continued on next page)

FIGURE E: Juvenile Unit of Count Used in State Trial Courts, 1998 (continued)

State/Court name:	Jurisdiction	Filings are counted		Disposition counted		Age at which juvenile jurisdiction transfers to adult courts
		At intake or referral	At filing of petition or complaint	At adjudication of petition	At disposition of juvenile	
MISSISSIPPI:						
County Court	L		X	X		18
Family Court	L		X	X		18
MISSOURI:						
Circuit Court	G		X	X		17
MONTANA:						
District Court	G		X		X	18
NEBRASKA:						
Separate Juvenile Court	L		X		X	18
County Court	L		X		X	18
NEVADA:						
District Court	G	Varies by district		Varies by district		18*
NEW HAMPSHIRE:						
District Court	L		X		X	18 16 (for traffic violation) 15 (for some felony charges)
NEW JERSEY:*						
Superior Court	G	X		X		18 complaint
NEW MEXICO:						
District Court	G		X	X		18
NEW YORK:						
Family Court	L		X		X	16 (except for specified felonies, 13, 14, 15)
NORTH CAROLINA:						
District Court	L		X (first filing only)	X		16 (13-, 14- and 15-year-olds may be transferred (after the court finds probable cause) only as follows: if the offense is first degree murder, the court must transfer jurisdiction; for other felony-level offenses, the court may exercise discretion to transfer jurisdiction.)
NORTH DAKOTA:						
District Court	G		X		X	18
OHIO:						
Court of Common Pleas	G	X (warrant)			X	18

(continued on next page)

FIGURE E: Juvenile Unit of Count Used in State Trial Courts, 1998 (continued)

State/Court name:	Jurisdiction	Filings are counted		Disposition counted		Age at which juvenile jurisdiction transfers to adult courts
		At intake or referral	At filing of petition or complaint	At adjudication of petition	At disposition of juvenile	
OKLAHOMA: District Court	G		X (case number)	X		18
OREGON: Circuit Court County Court	G L		X X	Dispositions are not counted		18* 18
PENNSYLVANIA: Court of Common Pleas	G	X (delinquency)	X (dependency)	X		18
PUERTO RICO: Court of First Instance	G		X		X	18 (but court keeps authority until processed minor turns 21)
RHODE ISLAND: Family Court	L		X	X		18
SOUTH CAROLINA: Family Court	L		X	X		17
SOUTH DAKOTA: Circuit Court	G	X		X		18
TENNESSEE: General Sessions Court Juvenile Court	L L			(Data are reported with Juvenile Court data)		18
TEXAS: District Court County Court at Law, Constitutional County Court, Probate Court	G L		X X		X X	17 17
UTAH: Juvenile Court	L		X		X	18
VERMONT: Family Court	G		X		X	16*
VIRGINIA: District Court	L		X		X	18
WASHINGTON: Superior Court	G		X	X		18
WEST VIRGINIA: Circuit Court	G		X		X	18
WISCONSIN: Circuit Court	G		X	X		17
WYOMING: District Court	G		X	X		19

(continued on next page)

FIGURE E: Juvenile Unit of Count Used in State Trial Courts, 1998 (continued)

JURISDICTION CODES:

G = General jurisdiction court.
L = Limited jurisdiction court.

FOOTNOTES*

Arkansas-At 14, if certain offenses are committed or other factors are involved (e.g., if offense is a felony if committed by an adult and juvenile has been adjudicated delinquent three times within the last two years for acts that would have been felonies if committed by an adult.

District of Columbia-Depending on the severity of the offense a juvenile between the ages of 16-18 can be charged as an adult.

Georgia-Age 18 for deprived juveniles.

New Jersey-All signed juvenile delinquency complaints are filed with the court and are docketed upon receipt (and therefore counted). Once complaints have been docketed they are screened by Court Intake Services and decisions are made as to how complaints will be processed (e.g., diversion, court hearings, etc.).

Nevada-Unless certified at a younger age because of felony charged.

Oregon-At age 15, if certain felony offenses are alleged. Up to age 21 for certain status offenses.

Vermont-At 10, if certain offenses are committed or other factors are involved.

Source: State administrative offices of the courts.

FIGURE F: State Trial Courts with Incidental Appellate Jurisdiction, 1998

State/Court name:	Jurisdiction	Administrative Agency Appeals	Trial Court Appeals		Type of Appeal	Source of Trial Court Appeal
			Civil	Criminal		
ALABAMA: Circuit Court	G	X	X	X	de novo	District, Probate, Municipal Courts
ALASKA: Superior Court	G	X	O	O	de novo	
		X	X	X	on the record	District Court
ARIZONA: Superior Court	G	X	X	X	de novo (if no record)	Justice of the Peace, Municipal Court
ARKANSAS: Circuit Court	G	O	X	X	de novo	Court of Common Pleas, County, Municipal, City, and Police Courts, and Justice of the Peace
CALIFORNIA: Superior Court	G	X	X	X	de novo on the record	Municipal Court
COLORADO: District Court	G	X	X	O	on the record	County and Municipal Court of Record
County Court	L	O	X	X	de novo not of record	Municipal Court
CONNECTICUT: Superior Court	G	X	X	O	de novo or on the record	Probate Court
DELAWARE: Superior Court	G	O	X (arbitration)	O		Superior Court
		O	O	X	on the record	Family Court
		O	X	X		Court of Common Pleas
		O	O	X	de novo	Municipal Court of Wilmington
Court of Common Pleas	L	O	X	X	de novo	Justice of the Peace, Alderman's Courts
DISTRICT OF COLUMBIA: Superior Court	G	X	O	O	on the record	Office of Employee Appeals, Administrative Traffic Agency
FLORIDA: Circuit Court	G	O	X	O	de novo on the record	County Court
		O	O	X	on the record	County Court

(continued on next page)

FIGURE F: State Trial Courts with Incidental Appellate Jurisdiction, 1998 (continued)

State/Court name:	Jurisdiction	Administrative Agency Appeals	Trial Court Appeals		Type of Appeal	Source of Trial Court Appeal
			Civil	Criminal		
GEORGIA:						
Superior Court	G	X	X	O	de novo or on the record	Probate Court, Magistrate Court
		O	O	X	de novo, on the record, or certiorari	Probate Court, Municipal Court, Magistrate Court, County Recorder's Court
State Court	L	O	X	O	certiorari on the record	Magistrate Court
		O	O	X		County Recorder's Court
HAWAII:						
Circuit Court	G	X	O	O	de novo	
IDAHO:						
District Court	G	X (small claims only)	X	X	de novo	Magistrates Division
		O	X	O	on the record	Magistrates Division
ILLINOIS:						
Circuit Court	G	X	O	O	on the record	
INDIANA:						
Superior Court and Circuit Court	G	X	X	X	de novo	City and Town Courts
IOWA:						
District Court	G	X	O	O	de novo	
		O	X	X	on the record	Magistrates Division
KANSAS:						
District Court	G	X	X	X	criminal on the record civil on the record	Criminal (from Municipal Court) Civil (from limited jurisdiction judge)
KENTUCKY:						
Circuit Court	G	X	X	X	on the record	District Court
LOUISIANA:						
District Court	G	X	X	X	on the record de novo	City and Parish Justice of the Peace, Mayor's Courts
MAINE:						
Superior Court	G	X	X	X	on the record	District Court, Administrative Court
MARYLAND:						
Circuit Court	G	X	X	X	de novo, on the record	District Court

(continued on next page)

FIGURE F: State Trial Courts with Incidental Appellate Jurisdiction, 1998 (continued)

State/Court name:	Jurisdiction	Administrative Agency Appeals	Trial Court Appeals		Type of Appeal	Source of Trial Court Appeal
			Civil	Criminal		
MASSACHUSETTS: Superior Court	G	X	X	O	de novo, on the record	All limited jurisdiction courts
MICHIGAN: Circuit Court	G	X	X	X	de novo on the record	Municipal Court District, Municipal, and Probate Courts
MINNESOTA: District Court	G	O	X		de novo	Conciliation Division
MISSISSIPPI: Circuit Court	G	X O O	X O X	X X X	on the record de novo de novo	County Court Municipal Courts Justice Courts
Chancery Court	L	X	X	X	on the record	Commission
MISSOURI: Circuit Court	G	X X	O X	O O	on the record de novo	Municipal Court, Associate Divisions
MONTANA: District Court	G	X O	X O	O X	de novo and on the record de novo	Justice of Peace, Municipal, City Courts, and State Boards
NEBRASKA: District Court	G	X O	O X	O X	de novo on the record on the record	County Court
NEVADA: District Court	G	X O O	X O O	X X X	on the record de novo on the record	Justice Court Municipal Court If Municipal Court is designated court of record
NEW HAMPSHIRE: Superior Court	G	X	O	X	de novo	District, Municipal, Probate Courts
NEW JERSEY: Superior Court	G	O	O	X	de novo on the record	Municipal Court
NEW MEXICO: District Court	G	X	X	X	de novo	Magistrate, Probate, Municipal, Bernalillo County Metropolitan Courts

(continued on next page)

FIGURE F: State Trial Courts with Incidental Appellate Jurisdiction, 1998 (continued)

State/Court name:	Jurisdiction	Administrative Agency Appeals	Trial Court Appeals		Type of Appeal	Source of Trial Court Appeal
			Civil	Criminal		
NEW YORK:						
County Court	G	O	X	X	on the record	City, Town and Village Justice Courts
NORTH CAROLINA:						
Superior Court	G	X X	O O	X O	de novo de novo on the record	District Court
District Court	L	X O	O X	O X	on the record de novo	Magistrates
NORTH DAKOTA:						
District Court	G	X	O	O	Varies	Municipal Court
OHIO:						
Court of Common Pleas	G	X	O	O	de novo and on the record	Mayor's Court Mayor's Court
County Court	L	O	O	X	de novo	
Municipal Court	L	O	O	X	de novo	
Court of Claims	L	X	O	O	de novo	
OKLAHOMA:						
District Court	G	X	O	X	de novo on the record	Municipal Court Not of Record
Court of Tax Review	L	X	O	O	de novo on the record	
OREGON:						
Circuit Court	G	X	X	X	on the record	County Court, Municipal Court, Justice Court
Tax Court	G	X	O	O	on the record	
PENNSYLVANIA:						
Court of Common Pleas	G	X	X	O	on the record	Philadelphia Municipal Court, District Justice, Philadelphia Traffic, Pittsburgh City
Magistrates Court	L	O	O	X	de novo	
PUERTO RICO:						
Court of First Instance	G	X	O	O	on the record	
RHODE ISLAND:						
Superior Court	G	X O	O X	O X	on the record de novo	District, Municipal, Probate Courts
District Court	L	X	O	O	on the record	
SOUTH CAROLINA:						
Circuit Court	G	X	X	X	de novo on the record	Magistrate, Probate, Municipal Courts

(continued on next page)

FIGURE F: State Trial Courts with Incidental Appellate Jurisdiction, 1998 (continued)

State/Court name:	Jurisdiction	Administrative Agency Appeals	Trial Court Appeals		Type of Appeal	Source of Trial Court Appeal
			Civil	Criminal		
SOUTH DAKOTA: Circuit Court	G	X O	O X	O X	de novo and on the record de novo	Magistrates Division
TENNESSEE: Circuit, Criminal and Chancery Courts	G	X	X	X	de novo	General Sessions, Municipal, and Juvenile Courts
TEXAS: District Court	G	X	X	O	de novo	Municipal Court not of record, Justice of the Peace Courts
County-level Courts	L	O	X	X	de novo de novo on the record	Municipal Court not of record, Justice of the Peace Courts Municipal Courts of record
UTAH: District Court	G	X	X	X	de novo	Justice Courts
VERMONT: Superior Court	G	X	X	O	de novo or on the record	Probate Court; small claims appealed within Superior Court system
VIRGINIA: Circuit Court	G	X O	O X	O X	on the record de novo	District Court
WASHINGTON: Superior Court	G	X	X	X	de novo and de novo on the record	District, Municipal Courts
WEST VIRGINIA: Circuit Court	G	X O	O X X	O X X	on the record de novo on the record	Municipal Court Magistrate Court (if no jury trial) Magistrate Court (jury trials and preliminary hearings)
WISCONSIN: Circuit Court	G	X	X	X (first offense DWI/DUI only)	de novo	Municipal Court
WYOMING: District Court	G	X	X	X	de novo on the record	Justice of the Peace, Municipal, County Courts

(continued on next page)

FIGURE F: State Trial Courts with Incidental Appellate Jurisdiction, 1998 (continued)

JURISDICTION CODES:

- G = General jurisdiction court.
- L = Limited jurisdiction court.
- = Information not available.
- X = Yes
- O = No

Definitions of types of appeal:

certiorari: An appellate court case category in which a petition is presented to an appellate court asking the court to review the judgment of a trial court or administrative agency, or the decision of an intermediate appellate court.

first instance: If dissatisfied with the de novo verdict of the judge, defendant can go before the jury.

de novo: An appeal from one trial court to another trial court that results in a totally new set of proceedings and a new trial court judgment.

de novo on the record: An appeal from one trial court to another trial court that is based on the record and results in a new trial court judgment.

on the record: An appeal from one trial court to another trial court in which procedural challenges to the original trial proceedings are claimed, and an evaluation of those challenges are made—there is not a new trial court judgment on the case.

Source: State administrative offices of the courts.

FIGURE G: Number of Authorized Judges/Justices in State Courts, 1998

State:	Court(s) of last resort	Intermediate appellate court(s)	General jurisdiction court(s)	Limited jurisdiction court(s)
ALABAMA	9	10	131	409
ALASKA	5	3	40 (includes 8 masters)	84 (includes 67 magistrates)
ARIZONA	5	22	136 (includes 2 part-time)	279 (includes 84 justices of the peace, 111 part-time judges)
ARKANSAS	7	12	106	329 (includes 55 justices of the peace)
CALIFORNIA	7	93	1,012 (includes 205 commissioners and referees)	856 (includes 183 commissioners and referees)
COLORADO	7	16	154 (includes 32 magistrates and 7 part-time water referees)	364 (includes 67 part-time judges)
CONNECTICUT	7	9	167	133
DELAWARE	5	–	22 (includes 1 chancellor and 4 vice-chancellors)	88 (includes 56 justices of the peace, 1 chief magistrate, 8 aldermen, 1 part-time judge)
DISTRICT OF COLUMBIA	9	–	59	–
FLORIDA	7	61	468	263
GEORGIA	7	10	169	1,139 (includes 72 part-time judges, 159 chief magistrates, 317 magistrates, and 33 associate juvenile court judges)
HAWAII	5	4	42 (includes 15 family court judges)	22 (excludes per diem judges)
IDAHO	5	3	37*	81* (magistrate judges)
ILLINOIS	7	52 (includes 10 supplemental judges)	865 (includes 318 associate judges and 50 permissive associate judges)	–
INDIANA	5	16 (includes 1 tax court judge)	279	94
IOWA	9	6	328 (includes 135 part-time magistrates, 12 associate juvenile judges, 1 associate probate judge, and 7 part-time alternate district associate judges)	–
KANSAS	7	10	225 (includes 69 district magistrates)	259
KENTUCKY	7	14	97	196 (includes 70 trial commissioners)
LOUISIANA	8 (includes one assigned from courts of appeal)	54	233 (includes 11 commissioners)	713 (includes 390 justices of the peace, 250 mayors)
MAINE	7	–	16	45 (includes 16 part-time judges)
MARYLAND	7	13	140	167
MASSACHUSETTS	7	14	80	282
MICHIGAN	7	28	210	372
MINNESOTA	7	16	254	–
MISSISSIPPI	9	10	49	476 (includes 191 justices of the peace and 45 chancellors)
MISSOURI	7	32	334 (includes 22 commissioners)	331
MONTANA	7	–	51 (includes 6 water masters)	112 (includes 41 justices of the peace that also serve on the city court)
NEBRASKA	7	6	53	74
NEVADA	5	–	48	85 (includes 67 justices of the peace)

(continued on next page)

FIGURE G: Number of Authorized Judges/Justices in State Courts, 1998 (continued)

State:	Court(s) of last resort	Intermediate appellate court(s)	General jurisdiction court(s)	Limited jurisdiction court(s)
NEW HAMPSHIRE	5	–	39 (includes 11 full-time marital masters)	102 (includes 84 part-time judges)
NEW JERSEY	7	32	405 (includes 21 surrogates)	402 (includes 350 part-time judges)
NEW MEXICO	5	10	72	192
NEW YORK	7	71	558	3,042 (includes 80 surrogates, 2,300 justices of the peace and 81 quasi-judicial staff)
NORTH CAROLINA	7	12	199 (includes 100 clerks who hear uncontested probate)	900 (includes 696 magistrates of which approximately 32 are part-time)
NORTH DAKOTA	5*	–	44	79
OHIO	7	66	372	685 (includes 428 mayors)
OKLAHOMA	14	12	221 (includes 73 special judges)	372 (includes part-time judges)
OREGON	7	10	166 (includes 5 magistrates)	178 (includes 30 justices of the peace)
PENNSYLVANIA	7	24	386	587 (includes 549 district justices and 6 magistrates)
PUERTO RICO	7	33	315	–
RHODE ISLAND	5	–	25 (includes 3 magistrates)	112 (includes 10 magistrates)
SOUTH CAROLINA	5	9	67 (includes 21 masters-in-equity)	698 (includes 300 magistrates)
SOUTH DAKOTA	5	–	204 (includes 2 part-time lay magistrates, 15 magistrate judges, 92 full-time clerk magistrates, and 58 part-time clerk magistrates)	–
TENNESSEE	5	24	151 (includes 33 chancellors)	403
TEXAS	18	80	396	2,415 (includes 842 justices of the peace)
UTAH	5	7	77 (includes 7 domestic court commissioners)	151 (includes 128 justices of the peace and one commissioner)
VERMONT	5	–	34 (includes 5 child support magistrates)	23 (includes 18 part-time judges and 4 hearing officers)
VIRGINIA	7	10	147	222 (includes 101 FTE juvenile and domestic relations judges)
WASHINGTON	9	21	167	215
WEST VIRGINIA	5	–	62	278 (includes 156 magistrates and 122 part-time judges)
WISCONSIN	7	16	234	217
WYOMING	5	–	17	104 (includes 10 part-time justices of the peace and 73 part-time judges)
Total	357	951	10,163	18,630

– = The state does not have a court at the indicated level.

Note: This table identifies, in parentheses, all individuals who hear cases but are not titled judges/justices. Some states may have given the title "judge" to officials who are called magistrates, justices of the peace, etc., in other states.

North Dakota-A temporary court of appeals was established July 1, 1987 to exercise appellate and original jurisdiction as delegated by the supreme court. This court does not sit, has no assigned judges, has heard no appeals, and is currently unfunded.

FOOTNOTES*

Idaho-The Magistrates Division of the District Court functions as a limited jurisdiction court.

Source: State administrative offices of the courts.

FIGURE H: Method of Counting Civil Cases in State Trial Courts, 1998

State/Court name:	Jurisdiction	Are reopened cases counted as new filings, or identified separately as reopened cases?	Qualifications or Conditions	Are enforcement/ collection proceedings counted? If yes, are they counted separately from new case filings?	Are temporary injunctions counted? If yes, are they counted separately from new case filings?
ALABAMA:					
Circuit Court	G	New filings		No	No
District Court	L	New filings		No	No
ALASKA:					
Superior Court	G	Reopened		No	No
District Court	L	Reopened		No	No
ARIZONA:					
Superior Court	G	New filings		No	No
Justice of the Peace Court	L	New filings		No	No
ARKANSAS:					
Circuit Court	G	Reopened		No	No
Chancery and Probate Court	G	Reopened		No	No
CALIFORNIA:					
Superior Court	G	Reopened	Retried cases	No	No
Municipal Court	L	Reopened	Retried cases	No	NA
COLORADO:					
District Court	G	Reopened	Post activities	No	No
Water Court	G	Reopened	Post activities	No	No
County Court	L	Reopened	Post activities	No	No
Municipal Court	L	NA		NA	NA
CONNECTICUT:					
Superior Court	G	Not counted as either new filing or reopened case; only pending caseload is adjusted		No	No If heard separately (rarely occurs)
DELAWARE:					
Court of Chancery	G	Reopened		No	No
Superior Court	G	New filings reopened	If remanded Case rehearing	No	Yes/No
Justice of the Peace Court	L	New filings		No	Yes/No
Family Court	L	New filings are heard separately Reopened if rehearing of total case	If part of original proceeding	No	No
Court of Common Pleas	L	New filings reopened	If remanded rehearing	No	No
DISTRICT OF COLUMBIA:					
Superior Court	G	Reopened		Yes/No	Yes/No
FLORIDA:					
County Court	L	Reopened		Yes/No	Yes/No
Circuit Court	G	Reopened		Yes/No	Yes/No

(continued on next page)

FIGURE H: Method of Counting Civil Cases in State Trial Courts, 1998 (continued)

State/Court name:	Jurisdiction	Are reopened cases counted as new filings, or identified separately as reopened cases?	Qualifications or Conditions	Are enforcement/collection proceedings counted? If yes, are they counted separately from new case filings?	Are temporary injunctions counted? If yes, are they counted separately from new case filings?
GEORGIA:					
Superior Court	G	New filings		Yes	No
Civil Court	L	NC		NC	NC
State Court	L	New filings		Yes	No
Probate Court	L	New filings		NC	NC
Magistrate Court	L	New filings		Yes	No
Municipal Court	L	NC		NC	NC
HAWAII:					
Circuit Court	G	New filings		Yes/Yes Special proceedings	Yes/Yes Circuit Court: Special proceedings
Family Court	G	New filings			Yes/No
District Court	L	New filings		No	Yes/No (included as new case filing)
IDAHO:					
District Court	G	Reopened		Yes/No	No
Magistrates Division	L	Reopened		Yes/No	No
ILLINOIS:					
Circuit Court	G	Reopened		No	No
INDIANA:					
Superior Court	G	Reopened	Redocketed	No	No
Circuit Court	G	Reopened	Redocketed	No	No
County Court	L	Reopened	Redocketed	No	No
City Court	L	NA	NA	NA	N/Applicable
Small Claims Court of Marion County	L	NA	NA	NA	NA
IOWA:					
District Court	G	New filings		Yes/Yes	No
KANSAS:					
District Court	G	Reopened		No	Yes/No
KENTUCKY:					
Circuit Court	G	Reopened		No	Yes/Yes
District Court	L	Reopened		No	Yes/Yes
LOUISIANA:					
District Court	G	New filings		Yes/No	Yes/No
Juvenile Court	G	New filings		Yes/No	No
Family Court	G	New filings		No	No
City & Parish Courts	L	New filings		Yes/Yes	No
MAINE:					
Superior Court	G	New filings		No	Yes/No
District Court	L	NC		No	No
Probate Court	L	NC		No	No

(continued on next page)

FIGURE H: Method of Counting Civil Cases in State Trial Courts, 1998 (continued)

State/Court name:	Jurisdiction	Are reopened cases counted as new filings, or identified separately as reopened cases?	Qualifications or Conditions	Are enforcement/ collection proceedings counted? If yes, are they counted separately from new case filings?	Are temporary injunctions counted? If yes, are they counted separately from new case filings?
MARYLAND:					
Circuit Court	G	Reopened, but included with new filings		No	NA
District Court	L	NA		NA	Yes/No
MASSACHUSETTS:					
Superior Court	G	NC		NA	Yes/No
District Court	L	NC		Yes/Yes	NA
Boston Municipal Court	L	NC		Yes/Yes	NA
Housing Court	L	NC		Yes/Yes	NA
Land Court	L	NC		N/Applicable	NA
MICHIGAN:					
Court of Claims	G	Reopened		No	No
Circuit Court	G	Reopened		No	No
District Court	L	New filings		NA	NA
Municipal Court	L	New filings		NA	NA
MINNESOTA:					
District Court	G	Identified separately	No	No	
MISSISSIPPI:					
Circuit Court	G	Reopened		Yes	Yes/No
Chancery Court	L	Reopened		Yes	Yes/No
County Court	L	Varies from court to court		Varies	Yes/No
Family Court	L	Varies from court to court		Varies	Varies
Justice Court	L	Varies from court to court		Varies	Varies
MISSOURI:					
Circuit Court	G	New filings		Yes/No	Yes/No
MONTANA:					
District Court	G	New filings		Yes/Yes	Yes/No
Justice of the Peace Court	L	NA		NA	NA
Municipal Court	L	NA		NA	NA
City Court	L	NA		NA	NA
NEBRASKA:					
District Court	G	Reopened		No	No
County Court	L	Reopened		No	No
NEVADA:					
District Court	G	Reopened	May not be reopened but refers back to original case	Varies/Varies	Varies
NEW HAMPSHIRE:					
Superior Court	G	Reopened		No	No
District Court	L	NC		No	No
Municipal Court	L	NC		No	No

(continued on next page)

FIGURE H: Method of Counting Civil Cases in State Trial Courts, 1998 (continued)

State/Court name:	Jurisdiction	Are reopened cases counted as new filings, or identified separately as reopened cases?	Qualifications or Conditions	Are enforcement/collection proceedings counted? If yes, are they counted separately from new case filings?	Are temporary injunctions counted? If yes, are they counted separately from new case filings?
NEW JERSEY:					
Superior Court: Family	G	Reopened		Yes/Yes	Yes/No (except for domestic violence)
Civil, General Equity, and Criminal Divisions	G	Reopened		No	No
NEW MEXICO:					
District Court	G	Reopened		Yes/Yes	No
Magistrate Court	L	Reopened		No	No
Metropolitan Court of Bernalillo County	L	Reopened		No	No
NEW YORK:					
Supreme Court	G	Reopened		Yes/No	Yes/No
County Court	L	NC		No	No
Court of Claims	L	NC		No	No
Family Court	L	Reopened		Yes/No	No
District Court	L	NC		No	No
City Court	L	NC		No	No
Civil Court of the City of New York	L	NC		No	No
Town & Village Justice Court	L	NC		No	No
NORTH CAROLINA:					
Superior Court	G	NC		No	No
District Court	L	NC		Yes/No	No
NORTH DAKOTA:					
District Court	G	New filings		Yes/Yes (only counted if a hearing was held)	Yes/Yes
OHIO:					
Court of Common Pleas	G	Reopened		Yes/No (are counted separately in domestic relations cases)	Yes/No
Municipal Court	L	Reopened		Yes	Yes
County Court	L	Reopened		Yes	Yes
Court of Claims	L	NA		NA	NA
OKLAHOMA:					
District Court	G	Reopened		No	No
OREGON:					
Circuit Court	G	Reopened, not counted		Yes/No	Yes/No
Justice Court	L	NA		NA	NA
Municipal Court	L	NA		NA	NA
PENNSYLVANIA:					
Court of Common Pleas	G	Reopened		No	No
District Justice Court	L	New filings		NA	NA
PUERTO RICO:					
Court of First Instance	G	New filings		Yes/No	No

(continued on next page)

FIGURE H: Method of Counting Civil Cases in State Trial Courts, 1998 (continued)

State/Court name:	Jurisdiction	Are reopened cases counted as new filings, or identified separately as reopened cases?	Qualifications or Conditions	Are enforcement/ collection proceedings counted? If yes, are they counted separately from new case filings?	Are temporary injunctions counted? If yes, are they counted separately from new case filings?
RHODE ISLAND:					
Superior Court	G	Reopened		No	Yes/No
District Court	L	Reopened		No	Yes/Yes
Family Court	L	Reopened		No	Yes/Yes
Probate Court	L	NA		NA	NA
SOUTH CAROLINA:					
Circuit Court	G	New filings		No	No (Permanent
Family Court	L	New filings		No	No injunctions
Magistrate Court	L	New filings		No	No are counted
Probate Court	L	New filings		No	No as a new filing)
SOUTH DAKOTA:					
Circuit Court	G	NC		No	Yes/No
TENNESSEE:					
Circuit Court	G	Reopened	(varies based on local practice)		(varies based on local practice)
Chancery Court	G	Reopened	(varies based on local practice)		(varies based on local practice)
General Sessions Court	L	Reopened	(varies based on local practice)		(varies based on local practice)
TEXAS:					
District Court	G	Reopened		No	No
Constitutional County Court	L	Reopened		No	No
County Court at Law	L	Reopened		No	No
Justice Court	L	New filings		No	No
UTAH:					
District Court	G	NC		No	Yes/No
Justice Court	L	NC		No	Yes/No
VERMONT:					
Superior Court	G	Reopened		No	Yes/No
District Court	G	Reopened		No	Yes/No
Family Court	G	Reopened		No	Yes/No
Probate Court	L	Reopened		No	N/Applicable
VIRGINIA:					
Circuit Court	G	Reopened	Reinstated cases		
District Court	L	New filings		Yes/No	No
WASHINGTON:					
Superior Court	G	Reopened		No	Yes/No
Municipal Court	L	New filings		NA	NA
District Court	L	New filings		No	NA
WEST VIRGINIA:					
Circuit Court	G	NC		No	Yes/No
Magistrate Court	L	NC		No	N/Applicable

(continued on next page)

FIGURE H: Method of Counting Civil Cases in State Trial Courts, 1998 (continued)

State/Court name:	Jurisdiction	Are reopened cases counted as new filings, or identified separately as reopened cases?	Qualifications or Conditions	Are enforcement/collection proceedings counted? If yes, are they counted separately from new case filings?	Are temporary injunctions counted? If yes, are they counted separately from new case filings?
WISCONSIN:					
Circuit Court	G	New filings	Identified with R (reopened) suffix, but included in total count	No	Yes/Yes
WYOMING:					
District Court	G	Reopened		No	No
Justice of the Peace Court	L	Reopened		No	NA
County Court	L	Reopened		No	NA

JURISDICTION CODES:

G = General Jurisdiction Court

L = Limited Jurisdiction Court

NA = Information is not available

NC = Information is not collected/counted

N/Applicable = Civil case types heard by this court are not applicable to this figure.

Source: State administrative offices of the courts.

Sate Court Caseload Tables

1998 State Court Caseload Tables

- 105 TABLE 1: Reported National Caseload for State Appellate Courts, 1998.
Mandatory jurisdiction cases and discretionary jurisdiction petitions
in courts of last resort and intermediate appellate courts.
- 106 TABLE 2: Reported Total Caseload for All State Appellate Courts, 1998.
Total mandatory cases, total discretionary petitions, and total discretionary petitions
granted that are filed and disposed. The number of and filed-per-judge figures for both
the sum of mandatory cases and discretionary petitions, and the sum of mandatory cases
and discretionary petitions granted. Court type and the point at which cases are counted.
- 117 TABLE 3: Selected Caseload and Processing Measures for Mandatory Cases in State
Appellate Courts, 1998. Court type. Filed and disposed cases. Disposed as a percent
of filed. Number of judges. Filed per judge. Filed per 100,000 total population.
- 123 TABLE 4: Selected Caseload and Processing Measures for Discretionary Petitions in State Appellate
Courts, 1998. Court type. Filed and disposed cases. Disposed as a percent of filed.
Number of judges. Filed per judge. Filed per 100,000 total population.
- 128 TABLE 5: Selected Caseload and Processing Measures for Discretionary Petitions Granted in State
Appellate Courts, 1998. Court type. Filed, filed granted, and granted disposed cases.
Granted as a percent of filed. Disposed as a percent of granted. Number of judges.
Filed granted per judge.
- 133 TABLE 6: Opinions Reported by State Appellate Courts, 1998.
Opinion unit of count. Composition of opinion count. Signed opinions.
Number of justices/judges. Number of opinions/judge. Number of lawyer support
personnel.
- 137 TABLE 7: Reported National Civil and Criminal Caseloads for State Trial Courts, 1998.
Civil and criminal cases in general jurisdiction and limited jurisdiction courts.
- 139 TABLE 8: Reported Grand Total State Trial Court Caseload, 1998.
Jurisdiction, parking, criminal unit of count, and support/custody codes.
Case filings and dispositions. Dispositions as a percentage of filings.
Filings per 100,000 total population.
- 148 TABLE 9: Reported Total State Trial Court Civil Caseload, 1998.
Jurisdiction, support/custody codes. Case filings and dispositions. Dispositions as
a percentage of filings. Filings per 100,000 total population.
- 156 TABLE 10: Reported Total State Trial Court Criminal Caseload, 1998.
Jurisdiction, criminal unit of count, and point of filing codes. Case filings
and dispositions. Dispositions as a percentage of filings. Filings per
100,000 adult population.
- 163 TABLE 11: Reported Total State Trial Court Traffic/Other Violation Caseload, 1998.
Jurisdiction, parking codes. Case filings and dispositions. Dispositions as a
percentage of filings. Filings per 100,000 total population.
- 170 TABLE 12: Reported Total State Trial Court Juvenile Caseload, 1998.
Jurisdiction, point of filing codes. Case filings and dispositions. Dispositions
as a percentage of filings. Filings per 100,000 juvenile population.
- 174 TABLE 13: Mandatory Caseload in State Appellate Courts, 1989-1998.
Case filings and dispositions, 1989-1998.
- 184 TABLE 14: Discretionary Petitions in State Appellate Courts, 1989-1998.
Case filings and dispositions, 1989-1998.
- 192 TABLE 15: Felony Caseload in State Trial Courts of General Jurisdiction, 1989-1998.
Case filings, 1989-1998.
- 196 TABLE 16: Tort Caseload in State Trial Courts of General Jurisdiction, 1989-1998.
Case filings, 1989-1998.

TABLE 1: Reported National Caseload for State Appellate Courts, 1998

<u>Reported Caseload</u>	<u>Filed</u>	<u>Disposed</u>	
Courts of last resort:			
I. Mandatory jurisdiction appeals:			
A. Number of reported complete cases	27,672	28,057	
Number of courts reporting complete data	40	39	
B. Number of reported complete cases that include some discretionary petitions	5,006	4,410	
Number of courts reporting complete data with some discretionary petitions	7	9	
C. Number of reported cases that are incomplete	792	505	
Number of courts reporting incomplete data	2	1	
D. Number of reported cases that are incomplete and include some discretionary petitions	913	956	
Number of courts reporting incomplete data that include some discretionary petitions	2	2	
II. Discretionary jurisdiction petitions:			
A. Number of reported complete petitions	62,144	55,550	
Number of courts reporting complete petitions	49	48	
B. Number of reported complete petitions that include some mandatory cases	0	4,548	
Number of courts reporting complete petitions that include some mandatory cases	0	2	
C. Number of reported petitions that are incomplete	1,200	1,236	
Number of courts reporting incomplete petitions	2	1	
Intermediate appellate courts:			
I. Mandatory jurisdiction appeals:			
A. Number of reported complete cases	139,946	147,504	
Number of courts reporting complete data	37	35	
B. Number of reported complete cases that include some discretionary petitions	22,612	38,189	
Number of courts reporting complete data with some discretionary petitions	7	10	
C. Number of reported cases that are incomplete	5,603	0	
Number of courts reporting incomplete data	1	0	
II. Discretionary jurisdiction petitions:			
A. Number of reported complete petitions	31,397	22,888	
Number of courts reporting complete petitions	29	28	
B. Number of reported complete petitions that include some mandatory cases	0	0	
Number of courts reporting complete petitions that include some mandatory cases	0	0	
C. Number of reported petitions that are incomplete	0	5,491	
Number of courts reporting incomplete petitions	0	1	
Summary section for all appellate courts:			
	Reported Filings		
	COLR	IAC	Total
A. Number of reported complete cases/petitions	89,816	171,343	261,159
B. Number of reported complete cases/petitions that include other case types	5,006	22,612	27,618
C. Number of reported cases/petitions that are incomplete	1,992	5,603	7,595
D. Number of reported cases/petitions that are incomplete and include other case types	913	—	913
Total	97,727	199,558	297,285
	Reported Dispositions		
	COLR	IAC	Total
A. Number of reported complete cases/petitions	83,607	170,392	253,999
B. Number of reported complete cases/petitions that include other case types	8,958	38,189	47,147
C. Number of reported cases/petitions that are incomplete	1,741	5,491	7,232
D. Number of reported cases/petitions that are incomplete and include other case types	956	—	956
Total	95,262	214,072	309,334

TABLE 2: Reported Total Caseload for All State Appellate Courts, 1998

State/Court name:	TOTAL CASES FILED						
	Total mandatory cases filed	Total discretionary petitions filed	Total discretionary petitions filed granted	Sum of mandatory cases and discretionary petitions filed		Sum of mandatory cases and discretionary petitions filed granted	
				Number	Filed per judge	Number	Filed per judge
States with one court of last resort and one intermediate appellate court							
ALASKA							
Supreme Court	297	238	0	535	107	297	59
Court of Appeals	336	43	0	379	126	336	112
State Total	633	281	0	914	114	633	79
ARIZONA							
Supreme Court	92	1,366	NA	1,458	292		
Court of Appeals	3,710	151	NA	3,861	176		
State Total	3,802	1,517		5,319	197		
ARKANSAS							
Supreme Court	413 C	(B)	9	413	59	422	60
Court of Appeals	1,485	120	16	1,605	134	1,501	125
State Total	1,898 *		25	2,018	106	1,923	101
CALIFORNIA							
Supreme Court	33	8,627	97 A	8,660	1,237	130	19
Courts of Appeal	15,931	9,116	NA	25,047	269		
State Total	15,964	17,743		33,707	337		
COLORADO							
Supreme Court	205 A	1,317	NA	1,522	217		
Court of Appeals	2,410	NJ	NJ	2,410	151	2,410	151
State Total	2,615 *	1,317		3,932	171		
CONNECTICUT							
Supreme Court	30	472	65	502	72	95	14
Appellate Court	1,223 B	NA	NA				
State Total	1,253 *						
FLORIDA							
Supreme Court	98	2,404	NA	2,502	357		
District Courts of Appeal	17,599	4,057	NA	21,656	355		
State Total	17,697	6,461		24,158	355		
GEORGIA							
Supreme Court	681	1,226	85	1,907	272	766	109
Court of Appeals	2,910	455	100	3,365	337	3,010	301
State Total	3,591	1,681	185	5,272	310	3,776	222
HAWAII							
Supreme Court	713	92	33	805	161	746	149
Intermediate Court of Appeals	148	NJ	NJ	148	37	148	37
State Total	861	92	33	953	106	894	99
IDAHO							
Supreme Court	500 C	90	68	590	118	568	114
Court of Appeals	300	NJ	NJ	300	100	300	100
State Total	800 *	90	68	890	111	868	109
ILLINOIS **							
Supreme Court	1,258	2,309	99	3,567	510	1,357	194
Appellate Court	9,481 B	(B)	NA	9,481	182		
State Total	10,739 *			13,048	221		

TOTAL CASES DISPOSED

<u>Total mandatory cases disposed</u>	<u>Total discretionary petitions disposed</u>	<u>Total discretionary petitions granted disposed</u>	<u>Sum of mandatory cases and discretionary petitions disposed</u>	<u>Sum of mandatory cases and discretionary petitions granted disposed</u>	<u>Court type</u>	<u>Point at which cases are counted</u>
299	215	30	514	329	COLR	1
358	48	NA	406		IAC	1
657	263		920			
100	1,175	NA	1,275		COLR	6
3,618	172	NA	3,790		IAC	6
3,718	1,347		5,065			
475 C	(B)	9	475	484	COLR	2
1,524	129	16	1,653	1,540	IAC	2
1,999 *		25	2,128	2,024		
16	8,219	89	8,235	105	COLR	6
19,254	9,496	NA	28,750		IAC	2
19,270	17,715		36,985			
(B)	1,561 B	NA	1,561		COLR	1
2,231	NJ	NJ	2,231	2,231	IAC	1
	1,561 *		3,792			
(B)	255 B	NA	255		COLR	1
1,189 B	(B)	NA	1,189		IAC	1
			1,444			
87	2,365	NA	2,452		COLR	1
18,078	3,475	NA	21,553		IAC	1
18,165	5,840		24,005			
808	1,545	38	2,353	846	COLR	2
3,425	455	100	3,880	3,525	IAC	2
4,233	2,000	138	6,233	4,371		
856	88	NA	944		COLR	2
315	NJ	NJ	315	315	IAC	2
1,171	88		1,259			
481 C	82	58	563	539	COLR	1
336	NJ	NJ	336	336	IAC	4
817 *	82	58	899	875		
1,160	2,200	0	3,360	1,160	COLR	1
9,162 B	(B)	NA	9,162		IAC	1
10,322 *			12,522			

(continued on next page)

TABLE 2: Reported Total Caseload for All State Appellate Courts, 1998 (continued)

State/Court name:	TOTAL CASES FILED						
	Total mandatory cases filed	Total discretionary petitions filed	Total discretionary petitions filed granted	Sum of mandatory cases and discretionary petitions filed		Sum of mandatory cases and discretionary petitions filed granted	
				Number	Filed per judge	Number	Filed per judge
IOWA							
Supreme Court	1,548 B	(B)	2	1,548	172	1,550	172
Court of Appeals	753	NJ	NJ	753	126	753	126
State Total	2,301 *		2	2,301	153	2,303	154
KANSAS							
Supreme Court	230	1,019	30	1,249	178	260	37
Court of Appeals	1,884 B	(B)	NA	1,884	188		
State Total	2,114 *			3,133	184		
KENTUCKY							
Supreme Court	444	779	NA	1,223	175		
Court of Appeals	3,080	106	NA	3,186	228		
State Total	3,524	885		4,409	210		
LOUISIANA							
Supreme Court	185	3,038	351	3,223	403	536	67
Courts of Appeal	4,140	6,375	1,879	10,515	195	6,019	111
State Total	4,325	9,413	2,230	13,738	222	6,555	106
MARYLAND							
Court of Appeals	255	707	124	962	137	379	54
Court of Special Appeals	1,951	428	17	2,379	183	1,968	151
State Total	2,206	1,135	141	3,341	167	2,347	117
MASSACHUSETTS							
Supreme Judicial Court	152	980	125	1,132	162	277	40
Appeals Court	2,329	944	NA	3,273	234		
State Total	2,481	1,924		4,405	210		
MICHIGAN							
Supreme Court	10	2,426	95	2,436	348	105	15
Court of Appeals	4,503	3,469	NA	7,972	285		
State Total	4,513	5,895		10,408	297		
MINNESOTA							
Supreme Court	106 A	680	82	786	112	188	27
Court of Appeals	2,174	65	NA	2,239	140		
State Total	2,280 *	745		3,025	132		
MISSISSIPPI							
Supreme Court	1,071 B	NA	NA				
Court of Appeals	535	0	1	535	54	536	54
State Total	1,606			181	173		
MISSOURI							
Supreme Court	220	586	36	806	115	256	37
Court of Appeals	3,842	NJ	NJ	3,842	120	3,842	120
State Total	4,062	586	36	4,648	119	4,098	105
NEBRASKA							
Supreme Court	52	374	130	426	61	182	26
Court of Appeals	1,335 B	(B)	NJ	1,335	191	1,335	191
State Total	1,387 *		130	1,761	126	1,517	105

TOTAL CASES DISPOSED

Total mandatory cases disposed	Total discretionary petitions disposed	Total discretionary petitions granted disposed	Sum of mandatory cases and discretionary petitions disposed	Sum of mandatory cases and discretionary petitions granted disposed	Court type	Point at which cases are counted
340 B	1,810	NA	2,150		COLR	1
833	NJ	NJ	833	833	IAC	4
1,173 *	1,810		2,983			
1,228 B	(B)	NA	1,228		COLR	5
2,023 B	(B)	NA	2,023		IAC	5
3,251 *			3,251			
465	749	NA	1,214		COLR	6
3,408	106	NA	3,514		IAC	3
3,873	855		4,728			
162	3,230	394	3,392	556	COLR	2
4,093	6,610	1,860	10,703	5,953	IAC	2
4,255	9,840	2,254	14,095	6,509		
251	707	NA	958		COLR	2
1,980	446	NA	2,426		IAC	2
2,231	1,153		3,384			
122	794	NA	916		COLR	2
2,097	944	NA	3,041		IAC	2
2,219	1,738		3,957			
(B)	2,987 B	NA	2,987		COLR	1
8,682 B	(B)	NA	8,682		IAC	1
			11,669			
115 A	0	90	115	205	COLR	1
1,991	54	NA	2,045		IAC	1
2,106 *	54		2,160			
641	NA	NA			COLR	2
535	0	NA	535	NA	IAC	2
1,176						
216	581	38	797	254	COLR	1
4,281	NJ	NJ	4,281	4,281	IAC	1
4,497	581	38	5,078	4,535		
309 B	(B)	NA	309		COLR	1
1,146 B	(B)	NJ	1,146	1,146		1
1,455 *			1,455			

(continued on next page)

TABLE 2: Reported Total Caseload for All State Appellate Courts, 1998 (continued)

State/Court name:	TOTAL CASES FILED						
	Total mandatory cases filed	Total discretionary petitions filed	Total discretionary petitions filed granted	Sum of mandatory cases and discretionary petitions filed		Sum of mandatory cases and discretionary petitions filed granted	
				Number	Filed per judge	Number	Filed per judge
NEW JERSEY							
Supreme Court	450	3,248	129	3,698	528	579	83
Appellate Div. of Super. Ct.	7,788	0	NA	7,788	243		
State Total	8,238	3,248		11,486	295		
NEWMEXICO ***							
Supreme Court	64	736	42	800	160	106	21
Court of Appeals	966	44	NA	1,010	101		
State Total	1,030	780		1,810	121		
NORTH CAROLINA							
Supreme Court	84	547	78	631	90	162	23
Court of Appeals	1,553	582	74	2,135	178	1,627	136
State Total	1,637	1,129	152	2,766	146	1,789	94
OHIO							
Supreme Court	880	1,848	173	2,728	390	1,053	150
Courts of Appeals	11,713	NJ	NJ	11,713	177	11,713	177
State Total	12,593	1,848	173	14,441	198	12,766	175
OREGON							
Supreme Court	271	962	59	1,233	176	330	47
Court of Appeals	4,319	NJ	NJ	4,319	432	4,319	432
State Total	4,590	962	59	5,552	327	4,649	273
PUERTORICO							
Supreme Court	209	1,038	NA	1,247	178		
Circuit Court of Appeals	1,425	1,076	NA	2,501	76		
State Total	1,634	2,114		3,748	94		
SOUTH CAROLINA							
Supreme Court	2,033	977	100	3,010	602	2,133	427
Court of Appeals	965	NJ	NJ	965	107	965	107
State Total	2,998	977	100	3,975	284	3,098	221
UTAH							
Supreme Court	577 B	NA	NA				
Court of Appeals	711 B	(B)	NA	711	102		
State Total	1,288 *						
VIRGINIA****							
Supreme Court	127	2,576	216	2,703	386	343	49
Court of Appeals	640	2,371	403	3,011	301	1,043	104
State Total	767	4,947	619	5,714	336	1,386	82
WASHINGTON							
Supreme Court	75 B	1,146 A	NA	1,221	136		
Court of Appeals	3,974	442	NA	4,416	201		
State Total	4,049 *	1,588 *		5,637	182		
WISCONSIN							
Supreme Court	NJ	1,189	0	1,189	170		
Court of Appeals	3,577 B	(B)	NA	3,577	224		
State Total	3,577 *			4,766	207		

TOTAL CASES DISPOSED

Total mandatory cases disposed	Total discretionary petitions disposed	Total discretionary petitions granted disposed	Sum of mandatory cases and discretionary petitions disposed	Sum of mandatory cases and discretionary petitions granted disposed	Court type	Point at which cases are counted
547	3,343	NA	3,890		COLR	1
7,647	0	NA	7,647		IAC	1
8,194	3,343		11,537			
53	692	42	745	95	COLR	5
925 B	(B)	NA	925		IAC	5
978 *			1,670			
98	500	82	598	180	COLR	2
1,585	523	NA	2,108		IAC	2
1,683	1,023		2,706			
1,045	1,663	NA	2,708		COLR	1
12,239	NJ	NJ	12,239	12,239	IAC	1
13,284	1,663		14,947			
278 B	929	(B)	1,207	278	COLR	1
4,790	NJ	NJ	4,790	4,790	IAC	1
5,068 *	929		5,997	5,068		
212	1,220	NA	1,432		COLR	1
586	670	NA	1,256		IAC	1
798	1,890		2,688			
2,159	99	2,159	2,258		COLR	2
895	NJ	NJ	895	895	IAC	4
3,054	0	99	3,054	3,153		
561 B	NA	NA			COLR	1
805 B	(B)	NA	805		IAC	1
1,366 *						
87	2,769	0	2,856	87	COLR	1
616	2,303	NA	2,919		IAC	1
703	5,072		5,775			
107 B	1,236 A	NA	1,343		COLR	6
3,687	464	NA	4,151		IAC	6
3,794 *	1,700 *		5,494			
NJ	1,177	101	1,177	101	COLR	6
3,777 B	(B)	NA	3,777		IAC	6
3,777 *			4,954			

(continued on next page)

TABLE 2: Reported Total Caseload for All State Appellate Courts, 1998 (continued)

State/Court name:	TOTAL CASES FILED						
	Total mandatory cases filed	Total discretionary petitions filed	Total discretionary petitions filed granted	Sum of mandatory cases and discretionary petitions filed		Sum of mandatory cases and discretionary petitions filed granted	
				Number	Filed per judge	Number	Filed per judge
States with no intermediate appellate court							
DELAWARE Supreme Court	554	0	NA	554	111		
DISTRICT OF COLUMBIA Court of Appeals	1,943	25	NA	1,968	219		
MAINE Supreme Judicial Court	778 B	(B)	NA	778	111		
MONTANA Supreme Court	587	144	NA	731	104		
NEVADA Supreme Court	1,943	NJ	NJ	1,943	389	1,943	89
NEW HAMPSHIRE Supreme Court	NJ	839	NA	839	168		
NORTH DAKOTA Supreme Court	360	20	NA	380	76		
RHODE ISLAND Supreme Court	411	212	9	623	125	420	84
SOUTH DAKOTA Supreme Court	403 B	54 A	1	457	91	404	81
VERMONT Supreme Court	557	25	NA	582	116		
WEST VIRGINIA Supreme Court of Appeals	NJ	3,415	888	3,415	683	888	178
WYOMING Supreme Court	381	NJ	NJ	381	76	381	76

TOTAL CASES DISPOSED

<u>Total mandatory cases disposed</u>	<u>Total discretionary petitions disposed</u>	<u>Total discretionary petitions granted disposed</u>	<u>Sum of mandatory cases and discretionary petitions disposed</u>	<u>Sum of mandatory cases and discretionary petitions granted disposed</u>	<u>Court type</u>	<u>Point at which cases are counted</u>
582	0	NA	582		COLR	1
1,901	19	NA	1,920		COLR	1
833 B	(B)	NA	833		COLR	1
505	128	NA	633		COLR	1
2,299	NJ	NJ	2,299	2,299	COLR	2
NJ	767	NA	767		COLR	1
356	17	NA	373		COLR	1
448	234	NA	682		COLR	1
397 B	(B)	NA	397		COLR	2
563	24	NA	587		COLR	1
NJ	3,488	0	3,488	0	COLR	1
359	NJ	NJ	359	359	COLR	1

(continued on next page)

TABLE 2: Reported Total Caseload for All State Appellate Courts, 1998 (continued)

State/Court name:	TOTAL CASES FILED						
	Total mandatory cases filed	Total discretionary petitions filed	Total discretionary petitions filed granted	Sum of mandatory cases and discretionary petitions filed		Sum of mandatory cases and discretionary petitions filed granted	
				Number	Filed per judge	Number	Filed per judge
States with multiple appellate courts at any level							
ALABAMA							
Supreme Court	889	967	NA	1,856	206		
Court of Civil Appeals	1,437	NJ	NJ	1,437	287	1,437	287
Court of Criminal Appeals	2,573	NJ	NJ	2,573	515	2,573	515
State Total	4,899	967		5,866	309		
INDIANA							
Supreme Court	279	733	NA	1,012	202		
Court of Appeals	2,140	NA	138	2,278	152		
Tax Court	207	NJ	NJ	207	14	207	14
State Total	2,626						
NEW YORK							
Court of Appeals	350	4,466	NA	4,816	688		
Appellate Div. of Supreme Court	11,761 B	(B)	NA	11,761	210		
Appellate Terms of Supreme Court	2,121 B	(B)	NA	2,121	141		
State Total	14,232 *			18,698	240		
OKLAHOMA							
Supreme Court	1,339	502	NA	1,841	205		
Court of Criminal Appeals	1,581	NJ	NJ	1,581	316	1,581	316
Court of Appeals	499	NJ	NJ	499	42	499	42
State Total	3,419	502		3,921	151		
PENNSYLVANIA							
Supreme Court	547	3,113	NA	3,660	523		
Superior Court	8,000	NJ	NJ	8,000	533	8,000	533
Commonwealth Court	5,603 A	NA	NA				
State Total	14,150 *						
TENNESSEE							
Supreme Court	349	1,134	93	1,483	297	442	88
Court of Criminal Appeals	1,165	65	40	1,230	103	1,205	100
Court of Appeals	1,087	288	35	1,375	115	1,122	94
State Total	2,601	1,487	168	4,088	141	2,769	95
TEXAS							
Supreme Court	14	1,829	100	1,843	205	114	13
Court of Criminal Appeals	7,910	1,983	127	9,893	1,099	8,037	893
Courts of Appeals	11,566	NJ	NJ	11,566	145	11,566	145
State Total	19,490	3,812	227	23,302	238	19,717	201

COURT TYPE:

COLR = Court of last resort
 IAC = Intermediate appellate court

POINTS AT WHICH CASES ARE COUNTED:

1 = At the notice of appeal
 2 = At the filing of trial record
 3 = At the filing of trial record and complete briefs
 4 = At transfer
 5 = Other
 6 = Varies

TOTAL CASES DISPOSED

Total mandatory cases disposed	Total discretionary petitions disposed	Total discretionary petitions granted disposed	Sum of mandatory cases and discretionary petitions disposed	Sum of mandatory cases and discretionary petitions granted disposed	Court type	Point at which cases are counted
840	918	NA	1,758		COLR	1
1,458	NJ	NJ	1,458	1,458	IAC	1
2,701	NJ	NJ	2,701	2,701	IAC	1
4,999	918		5,917			
273	742	0	1,015	273	COLR	6
2,246	NA	60		2,306	IAC	6
155	NJ	NJ	155	155	IAC	6
2,674		60		2,734		
198	4,532	148	4,730	346	COLR	1
19,227 B	(B)	NA	19,227		IAC	2
2,064 B	(B)	NA	2,064		IAC	2
21,489 *			26,021			
1,625	502	NA	2,127		COLR	1
1,674	NJ	NJ	1,674	1,674	COLR	2
737	NJ	NJ	737	737	IAC	4
4,036	502		4,538			
802	2,798	NA	3,600		COLR	6
8,168	NJ	NJ	8,168	8,168	IAC	1
5,491 A	NA	NA			IAC	1
14,461 *						
392	921	93	1,313	485	COLR	1
1,542 B	65	(B)	1,607	1,542	IAC	1
1,102 B	250	(B)	1,352	1,102	IAC	1
3,036 *	1,236		4,272	3,129		
10	1,466	0	1,476	10	COLR	1
6,488	1,866	0	8,354	6,488	COLR	5
11,736	NJ	NJ	11,736	11,736	IAC	1
18,234	3,332	0	21,566	18,234		

NOTE:

NA = Indicates that the data are unavailable. Blank spaces indicate that a calculation is inappropriate.

NJ = This case type is not handled in this court.

() = Mandatory and discretionary jurisdiction cases cannot be separately identified. Data are reported within the jurisdiction where the court has the majority of its caseload.

(continued on next page)

TABLE 2: Reported Total Caseload for All State Appellate Courts, 1998 (continued)

QUALIFYING FOOTNOTES:

An absence of a qualifying footnote indicates that the data are complete.

* See the qualifying footnote for each court within the state. Each footnote has an effect on the state's total.

** Total mandatory cases filed and disposed in the Illinois Supreme Court do not include the **miscellaneous record cases**.

*** Total mandatory cases filed in the New Mexico Supreme Court do not include **petitions for extension of time** in criminal cases.

**** Total cases filed in the Virginia Supreme Court reflect data reported by the clerk's office.

A: The following courts' data are incomplete:

California—Supreme Court—Total **discretionary petitions granted** filed data do not include **original proceedings** and **administrative agency cases**.

Colorado—Supreme Court—Total **mandatory** filed data do not include some reopened cases, some **disciplinary matters**, and some **interlocutory decisions**.

Pennsylvania—Commonwealth Court—Total **mandatory** filed and disposed data do not include some **administrative agency cases** and some **original proceedings**.

South Dakota—Supreme Court—Total **discretionary petitions** filed data do not include **advisory opinions**, which are reported with **mandatory jurisdiction cases**.

Washington—Supreme Court—Total **discretionary petitions** filed and disposed data do not include some **discretionary petitions**.

B: The following courts' data are overinclusive:

Colorado—Supreme Court—Total **discretionary petitions** disposed data include all **mandatory jurisdiction cases**.

Connecticut—Supreme Court—Total **discretionary** disposed data include all **mandatory cases** that were disposed.
—Appellate Court—Total **mandatory** filed and disposed data include all **discretionary petitions** that were disposed.

Illinois—Appellate Court—Total **mandatory** filed and disposed data include all **discretionary petitions**.

Iowa—Supreme Court—Total **mandatory** filed and disposed data include some **discretionary petitions**.

Kansas—Supreme Court—Total **mandatory** disposed data include **discretionary petitions** that were disposed.
—Court of Appeals—Total **mandatory** filed and disposed data include all **discretionary petitions**.

Maine—Supreme Judicial Court—Total **mandatory** filed and disposed data include **discretionary petitions**.

Michigan—Supreme Court—Total **discretionary petitions** disposed data include **mandatory cases** disposed.
—Court of Appeals—Total **mandatory cases** disposed data include all **discretionary petitions** disposed.

Mississippi—Supreme Court—Total **mandatory** filed data include all **discretionary petitions**.

Nebraska—Supreme Court—Total **mandatory** disposed data include all **discretionary petitions**.
—Court of Appeals—Total **mandatory** filed and disposed data

include all **discretionary petitions**.

New Mexico—Court of Appeals—Total **mandatory** disposed data include all **discretionary petitions**.

New York—Appellate Divisions of Supreme Court—Total **mandatory** filed and disposed data include all **discretionary petitions** that were disposed.

—Appellate Terms of Supreme Court—Total **mandatory** filed and disposed data include all **discretionary petitions** that were disposed.

Oregon—Supreme Court—Total **mandatory** disposed data include all **discretionary petitions** that were **granted**.

South Dakota—Supreme Court—Total **mandatory** filed data include **discretionary advisory opinions**. Total **mandatory** disposed data include all **discretionary petitions** that were disposed.

Tennessee—Court of Criminal Appeals—Total **mandatory** disposed data include **discretionary petitions filed granted, and disposed**.

—Court of Appeals—Total **mandatory** disposed data include **discretionary petitions filed granted, and disposed**.

Utah—Supreme Court—Total **mandatory** filed and disposed data include all **discretionary petitions**.

—Court of Appeals—Total **mandatory** filed and disposed data include all **discretionary petitions**.

Washington—Supreme Court—Total **mandatory** filed and disposed data include some **discretionary petitions**.

Wisconsin—Court of Appeals—Total **mandatory** filed and disposed data include all **discretionary petitions**.

C: The following courts' data are both incomplete and overinclusive:

Arkansas—Supreme Court—Total **mandatory** filed and disposed data include a few **discretionary petitions**, but do not include mandatory **attorney disciplinary cases** and **certified questions** from the federal courts.

Idaho—Supreme Court—Total **mandatory** filed and disposed data include **discretionary original proceedings, interlocutory decisions and advisory opinions**, but do not include mandatory **interlocutory decisions**.

TABLE 3: Selected Caseload and Processing Measures for Mandatory Cases in State Appellate Courts, 1998

<u>State/Court name:</u>	<u>Court type</u>	<u>Filed</u>	<u>Disposed</u>	<u>Disposed as a percent of filed</u>	<u>Number of judges</u>	<u>Filed per judge</u>	<u>Filed per 100,000 population</u>
States with one court of last resort and one intermediate appellate court							
ALASKA							
Supreme Court	COLR	297	299	101	5	59	48
Court of Appeals	IAC	336	358	107	3	112	55
State Total		633	657	104	8	79	103
ARIZONA							
Supreme Court	COLR	92	100	109	5	18	2
Court of Appeals	IAC	3,710	3,618	98	22	169	79
State Total		3,802	3,718	98	27	141	81
ARKANSAS							
Supreme Court	COLR	413 C	475 C	115	7	59	16
Court of Appeals	IAC	1,485	1,524	103	12	124	59
State Total		1,898 *	1,999 *	105	19	100	75
CALIFORNIA							
Supreme Court	COLR	33	16	48	7	5	1
Courts of Appeal	IAC	15,931	19,254	121	93	171	49
State Total		15,964	19,270	121	100	160	49
COLORADO							
Supreme Court	COLR	205 A	(B)		7	29	5
Court of Appeals	IAC	2,410	2,231	93	16	151	61
State Total		2,615 *	2,231		23	114	66
CONNECTICUT							
Supreme Court	COLR	30	(B)		7	4	1
Appellate Court	IAC	1,223 B	1,189 B	97	9	136	37
State Total		1,253 *	1,189 *	95	16	78	38
FLORIDA							
Supreme Court	COLR	98	87	89	7	14	1
District Courts of Appeal	IAC	17,599	18,078	103	61	289	118
State Total		17,697	18,165	103	68	260	119
GEORGIA							
Supreme Court	COLR	681	808	119	7	97	9
Court of Appeals	IAC	2,910	3,425	118	10	291	38
State Total		3,591	4,233	118	17	211	47
HAWAII							
Supreme Court	COLR	713	856	120	5	143	60
Intermediate Court of Appeals	IAC	148	315	213	4	37	12
State Total		861	1,171	136	9	96	72
IDAHO							
Supreme Court	COLR	500 C	481 C	96	5	100	41
Court of Appeals	IAC	300	336	112	3	100	24
State Total		800 *	817 *	102	8	100	65
ILLINOIS							
Supreme Court	COLR	1,258	1,160	92	7	180	10
Appellate Court	IAC	9,481 B	9,162 B	97	52	182	79
State Total		10,739 *	10,322 *	96	59	182	89

(continued on next page)

TABLE 3: Selected Caseload and Processing Measures for Mandatory Cases in State Appellate Courts, 1998 (continued)

State/Court name:	Court type	Filed	Disposed	Disposed as a percent of filed	Number of judges	Filed per judge	Filed per 100,000 population
IOWA							
Supreme Court	COLR	1,548 B	340 B	22	9	172	54
Court of Appeals	IAC	753	833	111	6	126	26
State Total		2,301 *	1,173 *	51	15	153	80
KANSAS							
Supreme Court	COLR	230	1,228 B		7	33	9
Court of Appeals	IAC	1,884 B	2,023 B	107	10	188	72
State Total		2,114 *	3,251 *		17	124	80
KENTUCKY							
Supreme Court	COLR	444	465	105	7	63	11
Court of Appeals	IAC	3,080	3,408	111	14	220	78
State Total		3,524	3,873	110	21	168	90
LOUISIANA							
Supreme Court	COLR	185	162	88	8	23	4
Courts of Appeal	IAC	4,140	4,093	99	54	77	95
State Total		4,325	4,255	98	62	70	99
MARYLAND							
Court of Appeals	COLR	255	251	98	7	36	5
Court of Special Appeals	IAC	1,951	1,980	101	13	150	38
State Total		2,206	2,231	101	20	110	43
MASSACHUSETTS							
Supreme Judicial Court	COLR	152	122	80	7	22	2
Appeals Court	IAC	2,329	2,097	90	14	166	38
State Total		2,481	2,219	89	21	118	40
MICHIGAN							
Supreme Court	COLR	10	(B)		7	1	0
Court of Appeals	IAC	4,503	8,682 B		28	161	46
State Total		4,513	8,682 *		35	129	46
MINNESOTA							
Supreme Court	COLR	106 A	115 A	108	7	15	2
Court of Appeals	IAC	2,174	1,991	92	16	136	46
State Total		2,280 *	2,106 *	92	23	99	48
MISSISSIPPI							
Supreme Court	COLR	1,071 B	641		9	119	39
Court of Appeals	IAC	535	535	100	10	54	20
State Total		1,606 *	1,176		19	85	60
MISSOURI							
Supreme Court	COLR	220	216	98	7	31	4
Court of Appeals	IAC	3,842	4,281	111	32	120	71
State Total		4,062	4,497	111	39	104	75
NEBRASKA							
Supreme Court	COLR	52	309 B		7	7	3
Court of Appeals	IAC	1,335 B	1,146 B	86	7	191	80
State Total		1,387 *	1,455 *		14	99	83
NEW JERSEY							
Supreme Court	COLR	450	547	122	7	64	6
Appellate Div. of Super. Ct.	IAC	7,788	7,647	98	32	243	96
State Total		8,238	8,194	99	39	211	102

(continued on next page)

TABLE 3: Selected Caseload and Processing Measures for Mandatory Cases in State Appellate Courts, 1998 (continued)

State/Court name:	Court type	Filed	Disposed	Disposed as a percent of filed	Number of judges	Filed per judge	Filed per 100,000 population
NEWMEXICO							
Supreme Court	COLR	64	53	83	5	13	4
Court of Appeals	IAC	966	925 B		10	97	56
State Total		1,030	978 *		15	69	59
NORTH CAROLINA							
Supreme Court	COLR	84	98	117	7	12	1
Court of Appeals	IAC	1,553	1,585	102	12	129	21
State Total		1,637	1,683	103	19	86	22
OHIO							
Supreme Court	COLR	880	1,045	119	7	126	8
Courts of Appeals	IAC	11,713	12,239	104	66	177	104
State Total		12,593	13,284	105	73	173	112
OREGON							
Supreme Court	COLR	271	278 B		7	39	8
Court of Appeals	IAC	4,319	4,790	111	10	432	132
State Total		4,590	5,068 *		17	270	140
PUERTORICO							
Supreme Court	COLR	209	212	101	7	30	6
Circuit Court of Appeals	IAC	1,425	586	41	33	43	38
State Total		1,634	798	49	40	41	44
SOUTH CAROLINA							
Supreme Court	COLR	2,033	2,159	106	5	407	53
Court of Appeals	IAC	965	895	93	9	107	25
State Total		2,998	3,054	102	14	214	78
UTAH							
Supreme Court	COLR	577 B	561 B	97	5	115	27
Court of Appeals	IAC	711 B	805 B	113	7	102	34
State Total		1,288 *	1,366 *	106	12	107	61
VIRGINIA							
Supreme Court	COLR	127	87	69	7	18	2
Court of Appeals	IAC	640	616	96	10	64	9
State Total		767	703	92	17	45	11
WASHINGTON							
Supreme Court	COLR	75 B	107 B	143	9	8	1
Court of Appeals	IAC	3,974	3,687	93	22	181	70
State Total		4,049 *	3,794 *	94	31	131	71
WISCONSIN							
Supreme Court	COLR	NJ	NJ		7		
Court of Appeals	IAC	3,577 B	3,777 B	106	16	224	68
State Total		3,577 *	3,777 *	106	23	156	68
States with no intermediate appellate court							
DELAWARE							
Supreme Court	COLR	554	582	105	5	111	75
DISTRICT OF COLUMBIA							
Court of Appeals	COLR	1,943	1,901	98	9	216	371

(continued on next page)

TABLE 3: Selected Caseload and Processing Measures for Mandatory Cases in State Appellate Courts, 1998 (continued)

State/Court name:	Court type	Filed	Disposed	Disposed as a percent of filed	Number of judges	Filed per judge	Filed per 100,000 population
MAINE							
Supreme Judicial Court	COLR	778 B	833 B	107	7	111	63
MONTANA							
Supreme Court	COLR	587	505	86	7	84	67
NEVADA							
Supreme Court	COLR	1,943	2,299	118	5	389	111
NEW HAMPSHIRE							
Supreme Court	COLR	NJ	NJ		5		
NORTH DAKOTA							
Supreme Court	COLR	360	356	99	5	72	56
RHODE ISLAND							
Supreme Court	COLR	411	448	109	5	82	42
SOUTH DAKOTA							
Supreme Court	COLR	403 B	397 B	99	5	81	55
VERMONT							
Supreme Court	COLR	557	563	101	5	111	94
WEST VIRGINIA							
Supreme Court of Appeals	COLR	NJ	NJ		5		
WYOMING							
Supreme Court	COLR	381	359	94	5	76	79
States with multiple appellate courts at any level							
ALABAMA							
Supreme Court	COLR	889	840	94	9	99	20
Court of Civil Appeals	IAC	1,437	1,458	101	5	287	33
Court of Criminal Appeals	IAC	2,573	2,701	105	5	515	59
State Total		4,899	4,999	102	19	258	113
INDIANA							
Supreme Court	COLR	279	273	98	5	56	5
Court of Appeals	IAC	2,140	2,246	105	15	143	36
Tax Court	IAC	207	155	75	1	207	4
State Total		2,626	2,674	102	21	125	45
NEW YORK							
Court of Appeals	COLR	350	198	57	7	50	2
Appellate Div. of Sup. Ct.	IAC	11,761 B	19,227 B	163	56	210	65
Appellate Terms of Sup. Ct.	IAC	2,121 B	2,064 B	97	15	141	12
State Total		14,232 *	21,489 *	151	78	182	78
OKLAHOMA							
Supreme Court	COLR	1,339	1,625	121	9	149	40
Court of Criminal Appeals	COLR	1,581	1,674	106	5	316	47
Court of Appeals	IAC	499	737	148	12	42	15
State Total		3,419	4,036	118	26	132	102

(continued on next page)

TABLE 3: Selected Caseload and Processing Measures for Mandatory Cases in State Appellate Courts, 1998 (continued)

State/Court name:	Court type	Filed	Disposed	Disposed as a percent of filed	Number of judges	Filed per judge	Filed per 100,000 population
PENNSYLVANIA							
Supreme Court	COLR	547	802	147	7	78	5
Superior Court	IAC	8,000	8,168	102	15	533	67
Commonwealth Court	IAC	5,603 A	5,491 A	98	9	623	47
State Total		14,150 *	14,461 *	102	31	456	118
TENNESSEE							
Supreme Court	COLR	349	392	112	5	70	6
Court of Appeals	IAC	1,087	1,102 B		12	91	20
Court of Criminal Appeals	IAC	1,165	1,542 B		12	97	21
State Total		2,601	3,036 *		29	90	48
TEXAS							
Supreme Court	COLR	14	10	71	9	2	0
Court of Criminal Appeals	COLR	7,910	6,488	82	9	879	40
Courts of Appeals	IAC	11,566	11,736	101	80	145	59
State Total		19,490	18,234	94	98	199	99

COURT TYPE:

COLR = Court of Last Resort
 IAC = Intermediate Appellate Court

NOTE:

NA = Data are unavailable. Blank spaces indicate that a calculation is inappropriate.
 NJ = This case type is not handled in this court.
 (B) = **Mandatory jurisdiction** cases cannot be separately identified and are reported with **discretionary petitions**. (See Table 4.)

QUALIFYING FOOTNOTES:

The absence of a qualifying footnote indicates that data are complete.
 * See the qualifying footnote for each court in the state. Each footnote has an effect on the state total.

A: The following courts' data are incomplete:

Colorado—Supreme Court—Total **mandatory** filed data do not include some reopened cases, some **disciplinary matters**, and some **interlocutory decisions**.
 Pennsylvania—Commonwealth Court—Total **mandatory** filed and disposed data do not include some **administrative agency** cases and some **original proceedings**.

B: The following courts' data are overinclusive:

Connecticut—Appellate Court—Total **mandatory** filed and disposed data include all **discretionary petitions**.
 Illinois—Appellate Court—Total **mandatory** filed and disposed data include all **discretionary petitions**.
 Iowa—Supreme Court—Total **mandatory** filed and disposed data include **discretionary petitions**.
 Kansas—Supreme Court—Total **mandatory** disposed data include **discretionary petitions** that were disposed.
 —Court of Appeals—Total **mandatory** filed and disposed data include all **discretionary petitions**.
 Maine—Supreme Judicial Court—Total **mandatory** filed and disposed data include **discretionary petitions**.
 Michigan—Court of Appeals—Total **mandatory** disposed data include **discretionary petitions**.
 Mississippi—Supreme Court—Total **mandatory** filed data include all **discretionary petitions**.
 Nebraska—Supreme Court—Total **mandatory** disposed data include all **discretionary petitions**.
 —Court of Appeals—Total **mandatory** filed and disposed data include all **discretionary petitions**.
 New Mexico—Court of Appeals—Total **mandatory** disposed data include all **discretionary petitions**.
 New York—Appellate Divisions of Supreme Court—Total **mandatory** filed and disposed data include all **discretionary petitions**.
 —Appellate Terms of Supreme Court—Total **mandatory** filed and disposed data include all **discretionary petitions**.
 Oregon—Supreme Court—Total **mandatory** disposed data include all **discretionary petitions** that were **granted**.
 South Dakota—Supreme Court—Total **mandatory** filed and disposed data include **discretionary advisory opinions**.
 Tennessee—Court of Appeals— Total **mandatory** disposed data include **discretionary petitions filed granted, and disposed**.
 —Court of Criminal Appeals— Total **mandatory** disposed data include **discretionary petitions filed granted, and disposed**.

(continued on next page)

TABLE 3: Selected Caseload and Processing Measures for Mandatory Cases in State Appellate Courts, 1998 (continued)

Utah—Supreme Court—Total **mandatory** filed and disposed data include all **discretionary petitions**.

—Court of Appeals—Total **mandatory** filed and disposed data include all **discretionary petitions**.

Washington—Supreme Court—Total **mandatory** filed and disposed data include some **discretionary petitions**.

Wisconsin—Court of Appeals—Total **mandatory** filed and disposed data include all **discretionary petitions**.

C: The following courts' data are both incomplete and overinclusive:

Arkansas—Supreme Court—Total **mandatory** filed and disposed data include a few **discretionary petitions**, but do not include **mandatory attorney disciplinary cases** and **certified questions** from the federal courts.

Idaho—Supreme Court—Total **mandatory** filed and disposed data include **discretionary original proceedings, interlocutory decisions** and **advisory opinions**, but do not include **mandatory interlocutory decisions**.

TABLE 4: Selected Caseload and Processing Measures for Discretionary Petitions in State Appellate Courts, 1998

<u>State/Court name:</u>	<u>Court type</u>	<u>Filed</u>	<u>Disposed</u>	<u>Disposed as a percent of filed</u>	<u>Number of judges</u>	<u>Filed per judge</u>	<u>Filed per 100,000 population</u>
States with one court of last resort and one intermediate appellate court							
ALASKA							
Supreme Court	COLR	238	215	90	5	48	39
Court of Appeals	IAC	43	48	112	3	14	7
State Total		281	263	94	8	35	46
ARIZONA							
Supreme Court	COLR	1,366	1,175	86	5	273	29
Court of Appeals	IAC	151	172	114	22	7	3
State Total		1,517	1,347	89	27	56	32
ARKANSAS							
Supreme Court	COLR	877	424	48	7	125	35
Court of Appeals	IAC	120	129	108	12	10	5
State Total		997	553	55	19	52	39
CALIFORNIA							
Supreme Court	COLR	8,627	8,219	95	7	1232	26
Courts of Appeal	IAC	9,116	9,496	104	93	98	28
State Total		17,743	17,715	100	100	177	54
COLORADO							
Supreme Court	COLR	1,317	1,561 B		7	188	33
Court of Appeals	IAC	NJ	NJ		16		
State Total		1,317	1,561 *		23	57	33
CONNECTICUT							
Supreme Court	COLR	472	260 B		7	67	14
Appellate Court	IAC	NA	NA		9		
State Total					16		
FLORIDA							
Supreme Court	COLR	2,404	2,365	98	7	343	16
District Courts of Appeal	IAC	4,057	3,475	86	61	67	27
State Total		6,461	5,840	90	68	95	43
GEORGIA							
Supreme Court	COLR	1,226	1,545	126	7	175	16
Court of Appeals	IAC	455	455	100	10	46	6
State Total		1,681	2,000	119	17	99	22
HAWAII							
Supreme Court	COLR	92	88	96	5	18	8
Intermediate Court of Appeals	IAC	NJ	NJ		4		
State Total		92	88	96	9	10	8
IDAHO							
Supreme Court	COLR	90	82	91	5	18	7
Court of Appeals	IAC	NJ	NJ		3		
State Total		90	82	91	8	11	7
ILLINOIS							
Supreme Court	COLR	2,309	2,200	95	7	330	19
Appellate Court	IAC	NA	NA		52		
State Total					59		
IOWA							
Supreme Court	COLR	NA	1,810		9		
Court of Appeals	IAC	NJ	NJ		6		
State Total			1,810		15		

(continued on next page)

TABLE 4: Selected Caseload and Processing Measures for Discretionary Petitions in State Appellate Courts, 1998 (continued)

State/Court name:	Court type	Filed	Disposed	Disposed as a percent of filed	Number of judges	Filed per judge	Filed per 100,000 population
KANSAS							
Supreme Court	COLR	1,019	NA		7	146	39
Court of Appeals	IAC	NA	NA		10		
State Total					17		
KENTUCKY							
Supreme Court	COLR	779	749	96	7	111	20
Court of Appeals	IAC	106	106	100	14	8	3
State Total		885	855	97	21	42	22
LOUISIANA							
Supreme Court	COLR	3,038	3,230	106	8	380	70
Courts of Appeal	IAC	6,375	6,610	104	54	118	146
State Total		9,413	9,840	105	62	152	215
MARYLAND							
Court of Appeals	COLR	707	707	100	7	101	14
Court of Special Appeals	IAC	428	446	104	13	33	8
State Total		1,135	1,153	102	20	57	22
MASSACHUSETTS							
Supreme Judicial Court	COLR	980	794	81	7	140	16
Appeals Court	IAC	944	944	100	14	67	15
State Total		1,924	1,738	90	21	92	31
MICHIGAN							
Supreme Court	COLR	2,426	2,987 B		7	347	25
Court of Appeals	IAC	3,469	NA		28	124	35
State Total		5,895			35	168	60
MINNESOTA							
Supreme Court	COLR	680	0		7	97	14
Court of Appeals	IAC	65	54	83	16	4	1
State Total		745	54	7	23	32	16
MISSISSIPPI							
Supreme Court	COLR	NA	NA		9		
Court of Appeals	IAC	0	0		10		
MISSOURI							
Supreme Court	COLR	586	581	99	7	84	11
Court of Appeals	IAC	NJ	NJ		32		
State Total		586	581	99	39	15	11
NEBRASKA							
Supreme Court	COLR	374	NA		7	53	22
Court of Appeals	IAC	NJ	NA		6		
State Total		374			13	29	22
NEW JERSEY							
Supreme Court	COLR	3,248	3,343	103	7	464	40
Appellate Div. of Super. Ct.	IAC	0	0		32		
State Total		3,248	3,343	103	39	83	40
NEW MEXICO							
Supreme Court	COLR	736	692	94	5	147	42
Court of Appeals	IAC	44	NJ		10	4	3
State Total		780	692	89	15	52	45

(continued on next page)

TABLE 4: Selected Caseload and Processing Measures for Discretionary Petitions in State Appellate Courts, 1998 (continued)

State/Court name:	Court type	Filed	Disposed	Disposed as a percent of filed	Number of judges	Filed per judge	Filed per 100,000 population
NORTH CAROLINA							
Supreme Court	COLR	547	500	91	7	78	7
Court of Appeals	IAC	582	523	90	12	49	8
State Total		1,129	1,023	91	19	59	15
OHIO							
Supreme Court	COLR	1,848	1,663	90	7	264	16
Courts of Appeals	IAC	NJ	NJ		66		
State Total		1,848	1,663	90	73	25	16
OREGON							
Supreme Court	COLR	962	929	97	7	137	29
Court of Appeals	IAC	NJ	NJ		10		
State Total		962	929	97	17	57	29
PUERTORICO							
Supreme Court	COLR	1,038	1,220	118	7	148	42
Circuit Court of Appeals	IAC	1,076	670	62	10	108	43
State Total		2,114	1,890	89	17	124	85
SOUTH CAROLINA							
Supreme Court	COLR	977	732	75	5	195	25
Court of Appeals	IAC	NJ	NJ		9		
State Total		977	732	75	14	70	25
UTAH							
Supreme Court	COLR	NA	NA		5		
Court of Appeals	IAC	NA	NA		7		
State Total					12		
VIRGINIA							
Supreme Court	COLR	2,576	2,769	107	7	368	38
Court of Appeals	IAC	2,371	2,303	97	10	237	35
State Total		4,947	5,072	103	17	291	73
WASHINGTON							
Supreme Court	COLR	1,146 A	1,236 A	108	9	127	20
Court of Appeals	IAC	442	464	105	22	20	8
State Total		1,588 *	1,700 *	107	31	51	28
WISCONSIN							
Supreme Court	COLR	1,189	1,177	99	7	170	23
Court of Appeals	IAC	NA	NA		16		
State Total					23		
States with no intermediate appellate court							
DELAWARE							
Supreme Court	COLR	0	0		5		
DISTRICT OF COLUMBIA							
Court of Appeals	COLR	25	19	76	9	3	5
MAINE							
Supreme Judicial Court	COLR	NA	NA		7		
MONTANA							
Supreme Court	COLR	144	128	89	7	21	16
NEVADA							
Supreme Court	COLR	NJ	NJ		5		

(continued on next page)

TABLE 4: Selected Caseload and Processing Measures for Discretionary Petitions in State Appellate Courts, 1998 (continued)

<u>State/Court name:</u>	<u>Court type</u>	<u>Filed</u>	<u>Disposed</u>	<u>Disposed as a percent of filed</u>	<u>Number of judges</u>	<u>Filed per judge</u>	<u>Filed per 100,000 population</u>
NEW HAMPSHIRE Supreme Court	COLR	839	767	91	5	168	71
NORTH DAKOTA Supreme Court	COLR	20	17	85	5	4	3
RHODE ISLAND Supreme Court	COLR	212	234	110	5	42	21
SOUTH DAKOTA Supreme Court	COLR	54 A	NA		5	11	7
VERMONT Supreme Court	COLR	25	24	96	5	5	4
WEST VIRGINIA Supreme Court of Appeals	COLR	3,415	3,488	102	5	683	189
WYOMING Supreme Court	COLR	NJ	NJ		5		
States with multiple appellate courts at any level							
ALABAMA							
Supreme Court	COLR	967	918	95	9	107	22
Court of Civil Appeals	IAC	NJ	NJ		5		
Court of Criminal Appeals	IAC	NJ	NJ		5		
State Total		967	918	95	19	51	22
INDIANA							
Supreme Court	COLR	733	742	101	5	147	12
Court of Appeals	IAC	NA	NA		15		
Tax Court	IAC	NJ	NJ		1		
State Total					21		
NEW YORK							
Court of Appeals	COLR	4,466	4,532	101	7	638	25
Appellate Div. of Sup. Ct.	IAC	NA	NA		56		
Appellate Terms of Sup. Ct.	IAC	NA	NA		15		
State Total					78		
OKLAHOMA							
Supreme Court	COLR	502	502	100	9	56	15
Court of Criminal Appeals	COLR	NJ	NJ		5		
Court of Appeals	IAC	NJ	NJ		12		
State Total		502	502	100	26	19	15
PENNSYLVANIA							
Supreme Court	COLR	3,113	2,798	90	7	445	26
Superior Court	IAC	NJ	NJ		15		
Commonwealth Court	IAC	NA	NA		9		
State Total					31		
TENNESSEE							
Supreme Court	COLR	1,134	921	81	5	227	21
Court of Appeals	IAC	288	250	87	12	24	5
Court of Criminal Appeals	IAC	65	65	100	12	5	1
State Total		1,487	1,236	83	29	51	27

(continued on next page)

TABLE 4: Selected Caseload and Processing Measures for Discretionary Petitions in State Appellate Courts, 1998 (continued)

<u>State/Court name:</u>	<u>Court type</u>	<u>Filed</u>	<u>Disposed</u>	<u>Disposed as a percent of filed</u>	<u>Number of judges</u>	<u>Filed per judge</u>	<u>Filed per 100,000 population</u>
TEXAS							
Supreme Court	COLR	1,829	1,466	80	9	203	9
Court of Criminal Appeals	COLR	1,983	1,866	94	9	220	10
Courts of Appeals	IAC	NJ	NJ		80		
State Total		3,812	3,332	87	98	39	19

COURT TYPE:

COLR = Court of Last Resort

IAC = Intermediate Appellate Court

NOTE:

NA = Data are unavailable. Blank spaces indicate that a calculation is inappropriate.

NJ = This case type is not handled in this court.

(B) = **Discretionary petitions** cannot be separately identified and are reported with **mandatory** cases. (See Table 3).

QUALIFYING FOOTNOTES:

The absence of a qualifying footnote indicates that data are complete.

* See the qualifying footnote for each court in the state. Each footnote has an effect on the state's total.

A: The following courts' data are incomplete:

South Dakota—Supreme Court—Total **discretionary petitions filed** data do not include **discretionary advisory opinions**, which are reported with **mandatory jurisdiction** cases.

Washington—Supreme Court—Total **discretionary petitions filed and disposed** data do not include some **discretionary petitions** that are reported with **mandatory jurisdiction** cases.

B: The following courts' data are overinclusive:

Colorado—Supreme Court—Total **discretionary petitions disposed** data include all **mandatory disposed** cases.

Connecticut—Supreme Court—Total **discretionary disposed** data include all **mandatory disposed** cases.

Michigan—Supreme Court—Total **discretionary petitions disposed** data include all **mandatory disposed** cases.

TABLE 5: Selected Caseload and Processing Measures for Discretionary Petitions Granted in State Appellate Courts, 1998

State/Court name:	Court type	Discretionary petitions:			Granted as a percent of filed	Disposed as a percent of granted	Number of judges	Filed granted per judge
		Filed	Filed granted	Granted disposed				
States with one court of last resort and one intermediate appellate court								
ALASKA								
Supreme Court	COLR	238	0	30			5	
Court of Appeals	IAC	43	0	NA			3	
State Total		281	0		0			
ARIZONA								
Supreme Court	COLR	1,366	NA	NA			5	
Court of Appeals	IAC	151	NA	NA			22	
State Total		1,517						
ARKANSAS								
Supreme Court	COLR	877	9	9	1	100	7	1
Court of Appeals	IAC	120	16	16	13	100	12	1
State Total		997	25	25	3	100	19	1
CALIFORNIA								
Supreme Court	COLR	8,627	97 A	89			7	14
Courts of Appeal	IAC	9,116	NA	NA			93	
State Total		17,743						
COLORADO								
Supreme Court	COLR	1,317	NA	NA			7	
Court of Appeals	IAC	NJ	NJ	NJ			16	
State Total		1,317						
CONNECTICUT								
Supreme Court	COLR	472	65	NA	14		7	9
Appellate Court	IAC	NA	NA	NA			9	
State Total								
FLORIDA								
Supreme Court	COLR	2,404	NA	NA			7	
District Courts of Appeal	IAC	4,057	NA	NA			61	
State Total		6,461						
GEORGIA								
Supreme Court	COLR	1,226	85	38	7	45	7	12
Court of Appeals	IAC	455	100	100	22	100	10	10
State Total		1,681	185	138	11	75	17	11
HAWAII								
Supreme Court	COLR	92	33	NA	36		5	7
Intermediate Court of Appeals	IAC	NJ	NJ	NJ			4	
State Total		92	33		36			
IDAHO								
Supreme Court	COLR	90	68	58	76	85	5	14
Court of Appeals	IAC	NJ	NJ	NJ			3	
State Total		90	68	58	76	85		
ILLINOIS								
Supreme Court	COLR	2,309	99	0	4		7	14
Appellate Court	IAC	NA	NA	NA			52	
State Total								

(continued on next page)

TABLE 5: Selected Caseload and Processing Measures for Discretionary Petitions Granted in State Appellate Courts, 1998 (continued)

State/Court name:	Court type	Discretionary petitions:			Granted as a percent of filed	Disposed as a percent of granted	Number of judges	Filed granted per judge
		Filed	Filed granted	Granted disposed				
IOWA								
Supreme Court	COLR	NA	2	NA			9	0
Court of Appeals	IAC	NJ	NJ	NJ			6	
State Total			2					
KANSAS								
Supreme Court	COLR	1,019	30	NA	3		7	4
Court of Appeals	IAC	NA	NA	NA			10	
State Total								
KENTUCKY								
Supreme Court	COLR	779	NA	NA			7	
Court of Appeals	IAC	106	NA	NA			14	
State Total		885						
LOUISIANA								
Supreme Court	COLR	3,038	351	394	12	112	8	44
Courts of Appeal	IAC	6,375	1,879	1,860	29	99	54	35
State Total		9,413	2,230	2,254	24	101	62	36
MARYLAND								
Court of Appeals	COLR	707	124	NA	18		7	18
Court of Special Appeals	IAC	428	17	NA	4		13	1
State Total		1,135	141		12			
MASSACHUSETTS								
Supreme Judicial Court	COLR	980	125	NA	13		7	18
Appeals Court	IAC	944	NA	NA			14	
State Total		1,924						
MICHIGAN								
Supreme Court	COLR	2,426	95	NA	4		7	14
Court of Appeals	IAC	3,469	NA	NA			28	
State Total		5,895						
MINNESOTA								
Supreme Court	COLR	680	82	90	12	110	7	12
Court of Appeals	IAC	65	NA	NA			16	
State Total		745						
MISSISSIPPI								
Supreme Court	COLR	NA	NA	NA			9	
Court of Appeals	IAC	1	1	NA			10	0
State Total								
MISSOURI								
Supreme Court	COLR	586	36	38	6	106	7	5
Court of Appeals	IAC	NJ	NJ	NJ			32	
State Total		586	36	38	6	106		
NEBRASKA								
Supreme Court	COLR	374	130	NA	35		7	19
Court of Appeals	IAC	NJ	NJ	NJ			7	
State Total		374	130		35			
NEW JERSEY								
Supreme Court	COLR	3,248	129	NA	4		7	18
Appellate Div. of Super. Ct.	IAC	0	NA	NA			32	
State Total		3,248						

(continued on next page)

TABLE 5: Selected Caseload and Processing Measures for Discretionary Petitions Granted in State Appellate Courts, 1998 (continued)

State/Court name:	Court type	Discretionary petitions:			Granted as a percent of filed	Disposed as a percent of granted	Number of judges	Filed granted per judge
		Filed	Filed granted	Granted disposed				
NEWMEXICO								
Supreme Court	COLR	736	42	42	6	100	5	
Court of Appeals	IAC	44	NA	NA			10	
State Total		780						
NORTH CAROLINA								
Supreme Court	COLR	547	78	82	14	105	7	11
Court of Appeals	IAC	582	74	NA	13		12	6
State Total		1,129	152		13			
OHIO								
Supreme Court	COLR	1,848	173	NA	9		7	25
Courts of Appeals	IAC	NJ	NJ	NJ			66	
State Total		1,848	173		9			
OREGON								
Supreme Court	COLR	962	59	NA	6		7	8
Court of Appeals	IAC	NJ	NJ	NJ			10	
State Total		962	59		6			
PUERTO RICO								
Supreme Court	COLR	1,038	NA	NA	7			
Court of Appeals	IAC	1,076	NA	NA	33			
State Total		2,114						
SOUTH CAROLINA								
Supreme Court	COLR	977	100	99	10	99	5	20
Court of Appeals	IAC	NJ	NJ	NJ			9	
State Total		977	100	99	10	99		
UTAH								
Supreme Court	COLR	NA	NA	NA			5	
Court of Appeals	IAC	NA	NA	NA			7	
State Total								
VIRGINIA								
Supreme Court	COLR	2,576	216	0	8		7	31
Court of Appeals	IAC	2,371	403	NA	17		10	40
State Total		4,947	619		13			
WASHINGTON								
Supreme Court	COLR	1,146 A	NA	NA			9	
Court of Appeals	IAC	442	NA	NA			22	
State Total		1,588 *						
WISCONSIN								
Supreme Court	COLR	1,189	0	101			7	
Court of Appeals	IAC	NA	NA	NA			16	
State Total								
States with no intermediate appellate court								
DELAWARE								
Supreme Court	COLR	0	NA	NA			5	
DISTRICT OF COLUMBIA								
Court of Appeals	COLR	25	NA	NA			9	

(continued on next page)

TABLE 5: Selected Caseload and Processing Measures for Discretionary Petitions Granted in State Appellate Courts, 1998 (continued)

State/Court name:	Court type	Discretionary petitions:			Granted as a percent of filed	Disposed as a percent of granted	Number of judges	Filed granted per judge
		Filed	Filed granted	Granted disposed				
MAINE								
Supreme Judicial Court	COLR	NA	NA	NA			7	
MONTANA								
Supreme Court	COLR	144	NA	NA			7	
NEVADA								
Supreme Court	COLR	NJ	NJ	NJ			5	
NEW HAMPSHIRE								
Supreme Court	COLR	839	NA	NA			5	
NORTH DAKOTA								
Supreme Court	COLR	20	NA	NA			5	
RHODE ISLAND								
Supreme Court	COLR	212	9	NA	4		5	2
SOUTH DAKOTA								
Supreme Court	COLR	54 A	1	NA			5	0
VERMONT								
Supreme Court	COLR	25	NA	NA			5	
WEST VIRGINIA								
Supreme Court of Appeals	COLR	3,415	888	0	26		5	178
WYOMING								
Supreme Court	COLR	NJ	NJ	NJ			5	
States with multiple appellate courts at any level								
ALABAMA								
Supreme Court	COLR	967	NA	NA Z			9	
Court of Civil Appeals	IAC	NJ	NJ	NJ			5	
Court of Criminal Appeals	IAC	NJ	NJ	NJ			5	
State Total		967						
INDIANA								
Supreme Court	COLR	733	NA A	0			5	
Court of Appeals	IAC	NA	138	60		43	15	9
Tax Court	IAC	NJ	NJ	NJ			1	
State Total				60				
NEW YORK								
Court of Appeals	COLR	4,466	NA	148			7	
Appellate Div. of Sup. Ct.	IAC	NA	NA	NA			56	
Appellate Terms of Sup. Ct.	IAC	NA	NA	NA			15	
State Total								
OKLAHOMA								
Supreme Court	COLR	502	NA	NA			9	
Court of Criminal Appeals	COLR	NJ	NJ	NJ			5	
Court of Appeals	IAC	NJ	NJ	NJ			12	
State Total		502						
PENNSYLVANIA								
Supreme Court	COLR	3,113	NA	NA			7	
Superior Court	IAC	NJ	NJ	NJ			15	
Commonwealth Court	IAC	NA	NA	NA			9	
State Total								

(continued on next page)

TABLE 5: Selected Caseload and Processing Measures for Discretionary Petitions Granted in State Appellate Courts, 1998 (continued)

State/Court name:	Court type	Discretionary petitions:			Granted as a percent of filed	Disposed as a percent of granted	Number of judges	Filed granted per judge
		Filed	Filed granted	Granted disposed				
TENNESSEE								
Supreme Court	COLR	1,134	93	93	8	100	5	19
Court of Appeals	IAC	288	35	NA	12		12	3
Court of Criminal Appeals	IAC	65	40	NA	62		12	3
State Total		1,487	168		11			
TEXAS								
Supreme Court	COLR	1,829	100	0	5		9	11
Court of Criminal Appeals	COLR	1,983	127	0	6		9	14
Courts of Appeals	IAC	NJ	NJ	NJ			80	
State Total		3,812	227	0	6	0		

COURT TYPE:

COLR = Court of Last Resort
 IAC = Intermediate Appellate Court

NOTE:

NA = Data are unavailable. Blank spaces indicate that a calculation is inappropriate.
 NJ = This case type is not handled in this court.

QUALIFYING FOOTNOTES:

The absence of a qualifying footnote indicates that data are complete.

* See the qualifying footnote for each court in the state. Each footnote has an effect on the state's total.

A: The following courts' data are incomplete:

- California—Supreme Court—Total discretionary petitions granted filed data do not include original proceedings and administrative agency cases.
- Washington—Supreme Court—Total discretionary petitions granted filed data do not include some cases reported with mandatory jurisdiction cases.

TABLE 6: Opinions Reported by State Appellate Courts, 1998

State/Court name:	Composition of opinion count:				Total dispositions by signed opinion	Number of authorized justices/judges	Number of opinions/judge	Number of lawyer support personnel
	Opinion count: C=case D=written document	Signed opinions	Per curiam opinions	Memos/orders				
ALASKA								
States with one court of last resort and one intermediate appellate court								
Supreme Court	C	X	O	O	179	5	36	15
Court of Appeals	C	X	O	O	73	3	24	8
ARIZONA								
Supreme Court	C	X	X	O	NA	5		15
Court of Appeals	C	X	X	some	223	22	10	54
ARKANSAS								
Supreme Court	C	X	X	X	379	7	54	15
Court of Appeals	C	X	X	O	839	12	70	16
CALIFORNIA								
Supreme Court	C	X	X	some	97	7	14	50
Courts of Appeal	C	X	X	some	14,238	93	153	206
COLORADO								
Supreme Court	C	X	X	O	187	7	27	14
Court of Appeals	C	X	O	some	271	16	17	32
CONNECTICUT								
Supreme Court	C	X	X	some	174	7	25	12
Appellate Court	C	X	X	some	548	9	61	14
FLORIDA								
Supreme Court	C	X	X	O	342 B	7	49	23
District Courts of Appeal	C	X	X	O	5,348 B	61	88	146
GEORGIA								
Supreme Court	C	X	X	O	394	7	56	17
Court of Appeals	C	X	O	O	1,529	10	153	40
HAWAII								
Supreme Court	C	X	X	some	63	5	13	16
Intermediate Court of Appeals	C	X	X	X	64	4	16	9
IDAHO								
Supreme Court	D	X	X	X	137	5	27	11
Court of Appeals	D	X	X	O	116	3	39	6
ILLINOIS								
Supreme Court	C	X	X	O	158	7	23	24
Appellate Court	C	X	X	some	981	52	19	123
IOWA								
Supreme Court	D	X	O	O	213	9	24	16
Court of Appeals	C	X	O	O	77	6	13	6
KANSAS								
Supreme Court	C	X	X	some	343	7	49	7
Court of Appeals	C	X	X	some	1,463	10	146	21
KENTUCKY								
Supreme Court	C	X	X	some	146	7	21	13
Court of Appeals	C	X	X	some	129	14	9	34

(continued on next page)

TABLE 6: Opinions Reported by State Appellate Courts, 1998 (continued)

State/Court name:	Composition of opinion count:				Total dispositions by signed opinion	Number of authorized justices/judges	Number of opinions/judge	Number of lawyer support personnel
	Opinion count: C=case D=written document	Signed opinions	Per curiam opinions	Memos/orders				
LOUISIANA								
Supreme Court	D	X	X	some	86	8	11	38
Courts of Appeal	D	X	X	X	3,663	54	68	158
MARYLAND								
Court of Appeals	C	X	O	O	151	7	22	14
Court of Special Appeals	C	X	O	O	197	13	15	29
MASSACHUSETTS								
Supreme Judicial Court	D	X	O	O	242	7	35	20
Appeals Court	D	X	X	X	255	14	18	40
MICHIGAN								
Supreme Court	C	X	X	O	121	7	17	19
Court of Appeals	C	X	X	some	419	28	15	116
MINNESOTA								
Supreme Court	C	X	O	O	NA	7		10
Court of Appeals	C	X	O	O	230	16	14	36
MISSISSIPPI								
Supreme Court	C	X	O	X	325	9	36	38
Court of Appeals	C	X	O	X	NA	10		0
MISSOURI								
Supreme Court	C	X	X	some	91	7	13	15
Court of Appeals	C	X	X	some	2,401	32	75	54
NEBRASKA								
Supreme Court	C	X	X	X	270	7	39	15
Court of Appeals	C	X	X	X	523	6	87	13
NEW JERSEY								
Supreme Court	D	X	O	O	114	7	16	25
Appellate Div. of Superior Ct.	C	X	X	X	493	32	15	60
NEW MEXICO								
Supreme Court	C	X	O	some	55	5	11	10
Court of Appeals	D	X	O	O	176	10	18	20
NORTH CAROLINA								
Supreme Court	C	X	O	some	123	7	18	15
Court of Appeals	C	X	O	X	1,408	12	117	28
OHIO								
Supreme Court	C	X	O	X	378	7	54	20
Courts of Appeals	C	X	O	X	7,890 B	66	120	Varies
OREGON								
Supreme Court	C	X	X	O	110	7	16	10
Court of Appeals	C	X	O	O	687	10	69	18
PUERTO RICO								
Supreme Court	C	X	X	X	122	7	17	NA
Circuit Court of Appeals	C	X	O	X	NA	33		NA

(continued on next page)

TABLE 6: Opinions Reported by State Appellate Courts, 1998 (continued)

State/Court name:	Opinion count: C=case D=written document	Composition of opinion court:			Total dispositions by signed opinion	Number of authorized justices/ judges	Number of opinions/ judge	Number of lawyer support personnel
		Signed opinions	Per curiam opinions	Memos/ orders				
SOUTH CAROLINA								
Supreme Court	C	X	X	O	166	5	33	21
Court of Appeals	C	X	X	O	118	9	13	27
UTAH								
Supreme Court	C	X	X	O	85	5	17	12
Court of Appeals	C	X	X	O	118	7	17	5
VIRGINIA								
Supreme Court	C	X	X	O	161	7	23	23
Court of Appeals	C	X	X	O	193	10	19	15
WASHINGTON								
Supreme Court	C	X	X	some	143	9	16	23
Court of Appeals	C	X	X	some	400	22	18	32
WISCONSIN								
Supreme Court	C	X	X	O	103	7	15	10
Court of Appeals	C	X	O	O	903	16	56	25
States with no intermediate appellate court								
DELAWARE								
Supreme Court	C	X	O	O	83	5	17	5
DISTRICT OF COLUMBIA								
Court of Appeals	C	X	X	O	307	9	34	27
MAINE								
Supreme Judicial Court	D	X	O	O	264	7	38	11
MONTANA								
Supreme Court	C	X	O	O	254	7	36	14
NEVADA								
Supreme Court	D	X	X	O	169	5	34	35
NEW HAMPSHIRE								
Supreme Court	C	X	X	O	98	5	20	15
NORTH DAKOTA								
Supreme Court	C	X	X	O	231	5	46	11
RHODE ISLAND								
Supreme Court	C	X	O	O	290	5	58	17
SOUTH DAKOTA								
Supreme Court	C	X	X	O	281	5	56	8
VERMONT								
Supreme Court	C	X	O	O	81	5	16	8
WEST VIRGINIA								
Supreme Court of Appeals	C	X	X	some	260	5	52	28
WYOMING								
Supreme Court	C	X	X	some	181	5	36	12

(continued on next page)

TABLE 6: Opinions Reported by State Appellate Courts, 1998 (continued)

State/Court name:	Opinion count: C=case D=written document	Composition of opinion count:			Total dispositions by signed opinion	Number of authorized justices/ judges	Number of opinions/ judge	Number of lawyer support personnel
		Signed opinions	Per curiam opinions	Memos/ orders				
States with multiple appellate courts at any level								
ALABAMA								
Supreme Court	C	X	X	some	307	9	34	18
Court of Civil Appeals	C	X	X	X	406	5	81	6
Court of Criminal Appeals	C	X	O	some	174	5	35	17
INDIANA								
Supreme Court	C	X	X	O	290	5	58	13
Court of Appeals	C,D	X	X	X	2,396	15	160	10
Tax Court	C,D	X	X	X	41	1	41	3
NEW YORK								
Court of Appeals	D	X	O	O	110	7	16	28
Appellate Div. - Supreme Ct.	D	X	X	some	NA	56		25
Appellate Terms - Supreme Ct.	D	X	X	some	NA	15		171
OKLAHOMA								
Supreme Court	C	X	X	O	NA	9		16
Court of Criminal Appeals	C	X	X	O	NA	5		12
Court of Civil Appeals	C	X	X	X	NA	12		12
PENNSYLVANIA								
Supreme Court	C	X	O	O	252	7	36	NA
Superior Court	C	X	X	X	395	15	26	NA
Commonwealth Court	D	X	X	X	NA	9		58
TENNESSEE								
Supreme Court	C	X	X	some	116	5	23	12
Court of Criminal Appeals	C	X	X	some	804 B	12	67	9
Court of Appeals	C	X	X	some	1,333 B	12	111	12
TEXAS								
Supreme Court	D	X	O	O	222	9	25	44
Court of Criminal Appeals	C	X	O	O	652	9	72	30
Courts of Appeals	C	X	O	O	11,457	80	143	217

CODES:

- X - Court follows this method when counting opinions.
- O - Court does not follow this method when counting opinions.
- NA - Data are not available.

Note: Disposition data are from the Manner of Disposition Survey sent to each appellate court.

Qualifying Footnotes:

B: The following courts' data are overinclusive:

Florida—Supreme Court—Signed opinions include per curiams.

—District Courts of Appeal—Signed opinions include per curiams.

Ohio—Courts of Appeals—Signed opinions include decisions.

Tennessee—Court of Criminal Appeals—Signed opinions include memos/orders.

—Court of Appeals—Signed opinions include memos/orders.

TABLE 7: Reported National Civil and Criminal Caseloads for State Trial Courts, 1998

<u>Reported Caseload</u>	<u>Filed</u>	<u>Disposed</u>
Civil cases:		
I. General jurisdiction courts:		
A. Number of reported complete civil cases	5,129,771	4,006,017
Number of courts reporting complete civil data	40	36
B. Number of reported complete civil cases that include other case types	2,563,861	2,548,412
Number of courts reporting complete civil data that include other case types	15	15
C. Number of reported civil cases that are incomplete	1,927,704	2,357,042
Number of courts reporting civil cases that are incomplete	7	9
D. Number of reported civil cases that are incomplete and include noncivil case types	213,867	119,864
Number of courts reporting civil cases that are incomplete and include noncivil case types	2	1
II. Limited jurisdiction courts:		
A. Number of reported complete civil cases	5,343,328	3,304,675
Number of courts reporting complete civil data	57	42
B. Number of reported complete civil cases that include other case types	292,248	109,453
Number of courts reporting complete civil data that include other case types	3	2
C. Number of reported civil cases that are incomplete	4,988,785	5,198,124
Number of courts reporting civil cases that are incomplete	19	25
D. Number of reported civil cases that are incomplete and include noncivil case types	23,728	100,376
Number of courts reporting civil cases that are incomplete and include noncivil case types	1	1
Criminal cases:		
I. General jurisdiction courts:		
A. Number of reported complete criminal cases	2,218,451	2,040,491
Number of courts reporting complete criminal data	29	29
B. Number of reported complete criminal cases that include other case types	973,440	943,022
Number of courts reporting complete criminal data that include other case types	10	9
C. Number of reported criminal cases that are incomplete	1,060,181	986,976
Number of courts reporting criminal cases that are incomplete	10	10
D. Number of reported criminal cases that are incomplete and include noncriminal case types	133,260	130,452
Number of courts reporting criminal cases that are incomplete and include noncriminal case types	2	2
II. Limited jurisdiction courts:		
A. Number of reported complete criminal cases	4,561,390	3,192,876
Number of courts reporting complete criminal data	31	26
B. Number of reported complete criminal cases that include other case types	1,478,316	1,402,108
Number of courts reporting complete criminal data that include other case types	10	8
C. Number of reported criminal cases that are incomplete	2,780,144	3,049,715
Number of courts reporting criminal cases that are incomplete	14	13
D. Number of reported criminal cases that are incomplete and include noncriminal case types	1,685,000	1,589,639
Number of courts reporting criminal cases that are incomplete and include noncriminal case types	7	6

(continued on next page)

TABLE 7: Reported National Civil and Criminal Caseloads for State Trial Courts, 1998 (continued)

Summary section for all trial courts:

	Reported Filings					
	General Jurisdiction		Limited Jurisdiction		Total (incomplete)	
	Civil	Criminal	Civil	Criminal	Civil	Criminal
1. Total number of reported complete cases	5,129,771	2,218,451	5,343,328	4,561,390	10,473,099	6,779,841
2. Total number of reported complete cases that include other case types	2,563,861	973,440	292,248	1,478,316	2,856,109	2,451,756
3. Total number of reported cases that are incomplete	1,927,704	1,060,181	4,988,785	2,780,144	6,916,489	3,840,325
4. Total number of reported cases that are incomplete and include other case types	213,867	133,260	23,728	1,685,000	237,595	1,818,260
Total (incomplete)	9,835,203	4,385,332	10,648,089	10,504,850	20,483,292	14,890,182

	Reported Dispositions					
	General Jurisdiction		Limited Jurisdiction		Total (incomplete)	
	Civil	Criminal	Civil	Criminal	Civil	Criminal
1. Total number of reported complete cases	4,006,017	2,040,491	3,304,675	3,192,876	7,310,692	5,233,367
2. Total number of reported complete cases that include other case types	2,548,412	943,022	109,453	1,402,108	2,657,865	2,345,130
3. Total number of reported cases that are incomplete	2,357,042	986,976	5,198,124	3,049,715	7,555,166	4,036,691
4. Total number of reported cases that are incomplete and include other case types	119,864	130,452	100,376	1,589,639	220,240	1,720,091
Total (incomplete)	9,031,335	4,100,941	8,712,628	9,234,338	17,743,963	13,335,279

TABLE 8: Reported Grand Total State Trial Court Caseload, 1998

State/Court name:	Jurisdiction	Parking	Criminal unit of count	Support/custody	Grand total filings and qualifying footnotes	Grand total dispositions and qualifying footnotes	Dispositions as a percentage of filings	Filings per 100,000 total population
ALABAMA								
Circuit	G	2	G	6	193,015 B	184,277 B	95	4,435
District	L	1	B	1	787,478	769,002	98	18,095
Municipal	L	1	M	1	602,283 A	472,643 A	78	13,839
Probate	L	2	I	1	NA	NA		
State Total								
ALASKA								
Superior	G	1	B	6	21,212 C	18,999 C	90	3,455
District	L	3	B	5	127,014	125,669	99	20,686
State Total					148,226 *	144,668 *	98	24,141
ARIZONA								
Superior	G	2	D	6	182,908	178,626	98	3,918
Tax	G	2	I	1	1,981	2,829	143	42
Justice of the Peace	L	1	Z	1	786,989	725,974	92	16,857
Municipal	L	1	Z	1	1,421,583	1,392,886	98	30,450
State Total					2,393,461	2,300,315	96	51,267
ARKANSAS								
Chancery and Probate	G	2	I	3	104,630	106,931	102	4,122
Circuit	G	1	A	1	79,173	71,774	91	3,119
City	L	1	A	1	51,492	39,591	77	2,029
County	L	2	I	1	NA	NA		
Court of Common Pleas	L	2	I	1	NA	NA		
Justice of the Peace	L	2	A	1	NA	NA		
Municipal	L	1	A	1	995,316	722,667	73	39,212
Police	L	1	A	1	6,199	2,218	36	244
State Total								
CALIFORNIA								
Superior	G	2	B	6	1,078,557 A	931,604 A	86	3,302
Municipal	L	6	B	1	7,589,213 A	7,432,505 A	98	23,232
State Total					8,667,770 *	8,364,109 *	96	26,534
COLORADO								
District, Denver Juvenile, Denver Probate	G	2	D	3	165,839	165,535	100	4,176
Water	G	2	I	1	1,432	1,254	88	36
County	L	2	D	1	769,909 C	653,390 C	85	19,388
Municipal	L	1	I	1	NA	NA		
State Total								
CONNECTICUT								
Superior	G	6	E	5**	560,676 C	491,300 C		17,125
Probate	L	2	I	1	70,437	NA		2,151
State Total					631,113 *			19,276
DELAWARE								
Court of Chancery	G	2	I	1	4,081	3,440	84	549
Superior	G	2	B	1	16,749 B	15,946 B	95	2,252
Alderman's	L	4	A	1	16,413 A	16,679 A	102	2,207
Court of Common Pleas	L	2	A	1	62,191	56,479	91	8,363
Family	L	2	B	3**	57,811	58,850	102	7,774
Justice of the Peace	L	2	A	1	313,640	310,428	99	42,178
Municipal Court of Wilmington	L	5	A	1	14,520 B	6,217 B	43	1,953
State Total					485,405 *	468,039 *	96	65,277

(continued on next page)

TABLE 8: Reported Grand Total State Trial Court Caseload, 1998 (continued)

State/Court name:	Jurisdiction	Parking	Criminal unit of count	Support/custody	Grand total filings and qualifying footnotes	Grand total dispositions and qualifying footnotes	Dispositions as a percentage of filings	Filings per 100,000 total population
DISTRICT OF COLUMBIA								
Superior	G	6	B	6**	180,802	180,086	100	34,562
FLORIDA								
Circuit	G	2	E	4	1,144,024 A	714,874 A		7,670
County	L	5	A	1	4,654,979	3,831,772 A		31,208
State Total					5,799,003 *	4,546,646 *		38,878
GEORGIA								
Superior	G	2	G	3	300,917 B	290,184 B	96	3,938
Civil	L	2	M	1	NA	NA		
County Recorder's	L	1	M	1	NA	NA		
Juvenile	L	2	I	1	128,321 A	119,648 A	93	1,679
Magistrate	L	2	B	1	469,723 A	368,862 A	79	6,146
Municipal	L	2	M	1	NA	NA		
Municipal and City of Atlanta	L	1	M	1	NA	NA		
Probate	L	2	B	1	183,874 A	188,513 A		2,406
State	L	2	G	1	753,824 A	627,765 A	83	9,864
State Total								
HAWAII								
Circuit	G	2	G	6	62,410 B	68,013 B	109	5,231
District	L	4	A	1	570,893	512,396	90	47,854
State Total					633,303 *	580,409 *	92	53,085
IDAHO								
District	G	3	J	6**	17,511 A	16,888 A	96	1,425
Magistrates Division	L	3	J	6**	470,511 A	459,165 A	98	38,294
State Total					488,022 *	476,053 *	98	39,719
ILLINOIS								
Circuit	G	2	G	6**	4,561,751	4,106,522	90	37,872
INDIANA								
Probate	G	2	I	1	3,153	2,981	95	53
Superior and Circuit	G	3	B	5	1,114,745 A	1,092,942 A	98	18,897
City and Town	L	3	B	1	348,596	270,422	78	5,909
County	L	4	B	1	77,269	78,131	101	1,310
Small Claims Court of Marion Co.	L	2	I	1	78,176	75,892	97	1,325
State Total					1,621,939 *	1,520,368 *	94	27,494
IOWA								
District	G	3	B	6	1,088,959 B	1,066,381 C		38,043
KANSAS								
District	G	4	B	6**	466,651	453,743	97	17,750
Municipal	L	1	B	1	501,966 A	465,357 A	93	19,093
State Total					968,617 *	919,100 *	95	36,843
KENTUCKY								
Circuit	G	2	B	6	94,584	86,007	91	2,403
District	L	3	B	1	816,626 B	774,843 B	95	20,745
State Total					911,210 *	860,850 *	94	23,148
LOUISIANA								
District	G	1	Z	6	658,322	NA		15,068
Family and Juvenile	G	2	I	4***	23,583	20,604	87	540
City and Parish	L	1	B	1	998,834	806,933	81	22,862
Justice of the Peace	L	1	I	1	NA	NA		
Mayor's	L	1	I	1	NA	NA		
State Total								

(continued on next page)

TABLE 8: Reported Grand Total State Trial Court Caseload, 1998 (continued)

State/Court name:	Jurisdiction	Parking	Criminal unit of court	Support/ custody	Grand total filings and qualifying footnotes	Grand total dispositions and qualifying footnotes	Dispositions as a percentage of filings	Filings per 100,000 total population
MAINE								
Superior	G	2	E	6	15,992 B	16,556 B	104	1,285
Administrative	L	2	I	1	561	580	103	45
District	L	4	E	5	146,070 B	139,298 C		11,740
Probate	L	2	I	1	NA	NA		
State Total								
MARYLAND								
Circuit	G	2	B	6**	269,140 B	229,428 B	85	5,241
District	L	1	B	1	2,233,466	1,243,262 A		43,497
Orphan's	L	2	I	1	NA	NA		
State Total								
MASSACHUSETTS								
Superior Court	G	1	D	5**	39,653	43,202	109	645
District Court	L	2	D	5**	1,072,419	705,804	66	17,446
Boston Municipal Court	L	2	D	1	48,246	45,985	95	785
Housing Court	L	2	D	1	35,460	NA		577
Juvenile Court	L	2	I	1	23,083	NA		376
Land Court	L	2	I	1	13,553	12,386	91	220
Probate & Family Court	L	2	I	5**	235,977	108,571 A		3,839
State Total					1,468,391			23,887
MICHIGAN								
Circuit	G	2	B	6**	386,653	284,830 A		3,939
Court of Claims	G	2	I	1	297	295	99	3
District	L	4	B	1	3,710,186	3,605,840	97	37,793
Municipal	L	4	B	1	63,901	62,734	98	651
Probate	L	2	I	1	75,985	62,215 A		774
State Total					4,237,022	4,015,914 *		43,159
MINNESOTA								
District	G	4	B	6	1,994,863	2,006,588	101	42,216
MISSISSIPPI								
Circuit	G	2	B	1	21,982 A	31,628		799
Chancery	L	2	I	5	72,434 A	48,861 A	67	2,632
County	L	2	B	1	31,537 A	20,182 A	64	1,146
Family	L	2	I	1	NA	NA		
Justice	L	2	B	1	NA	NA		
Municipal	L	1	B	1	NA	NA		
State Total								
MISSOURI								
Circuit	G	2	G	6**	908,589 A	872,657 A	96	16,706
Municipal	L	1	I	1	NA	NA		
State Total								
MONTANA								
District	G	2	G	3	34,669	33,187	96	3,938
Water	G	2	I	1	NA	NA		
Workers' Compensation	G	2	I	1	235	125	53	27
City	L	1	B	1	79,055 A	NA		8,979
Justice of the Peace	L	1	B	1	170,091 C	NA		19,319
Municipal	L	1	B	1	81,241	NA		9,227
State Total								

(continued on next page)

TABLE 8: Reported Grand Total State Trial Court Caseload, 1998 (continued)

State/Court name:	Jurisdiction	Parking	Criminal unit of count	Support/ custody	Grand total filings and qualifying footnotes	Grand total dispositions and qualifying footnotes	Dispositions as a percentage of filings	Filings per 100,000 total population
NEBRASKA								
District	G	2	B	5	38,289 B	NA		2,303
County	L	1	B	1	365,465 A	NA		21,980
Separate Juvenile	L	2	I	1	4,992	NA		300
Workers' Compensation	L	2	I	1	102	95	93	6
State Total					408,848 *			24,589
NEVADA								
District	G	2	Z	2	62,949 A	NA		3,603
Justice	L	1	Z	1	NA	NA		
Municipal	L	1	Z	1	NA	NA		
State Total								
NEW HAMPSHIRE								
Superior	G	2	A	5	47,371	47,754	101	3,997
District	L	4	A	1	152,194	147,944	97	12,843
Municipal	L	4	A	1	273	NA		23
Probate	L	2	I	1	20,684	9,817 A		1,745
State Total					220,522			18,609
NEW JERSEY								
Superior	G	2	B	6**	1,123,921	1,135,088	101	13,850
Municipal	L	4	B	1	5,751,263	6,252,826	109	70,872
Tax	L	2	I	1	7,124	9,390	132	88
State Total					6,882,308	7,397,304	107	84,810
NEW MEXICO								
District	G	2	E	6	94,308	98,973	105	5,430
Magistrate	L	3	E	1	138,434	109,687	79	7,970
Metropolitan Ct. of Bernalillo Co.	L	3	E	1	115,909	96,703	83	6,673
Municipal	L	1	I	1	NA	NA		
Probate	L	2	I	1	NA	NA		
State Total								
NEW YORK								
Supreme and County Civil Court of the City of New York	G	2	E	1	467,808 B	495,702 B	106	2,574
Court of Claims	L	2	I	1	592,323 A	440,314 A	74	3,259
Criminal Court of the City of New York	L	2	I	1	2,143	2,341	109	12
District and City	L	2	E	1	668,998 A	641,323 A	96	3,681
Family	L	4	E	1	1,115,474 A	1,058,688 A	95	6,137
Surrogates'	L	2	I	4	654,602	653,812	100	3,602
Town and Village Justice	L	2	I	1	167,272	142,292	85	920
State Total	L	1	E	1	NA	NA		
NORTH CAROLINA								
Superior	G	2	E	1	284,286 B	275,743 B	97	3,767
District	L	6	E	6**	2,487,078 A	2,423,579 A		32,957
State Total					2,771,364 *	2,699,322 *	97	36,724
NORTH DAKOTA								
District	G	4	B	6**	144,998	146,532	101	22,718
Municipal	L	1	B	1	63,408 A	NA		9,935
State Total					208,406 *			

(continued on next page)

TABLE 8: Reported Grand Total State Trial Court Caseload, 1998 (continued)

State/Court name:	Jurisdiction	Parking	Criminal unit of court	Support/custody	Grand total filings and qualifying footnotes	Grand total dispositions and qualifying footnotes	Dispositions as a percentage of filings	Filings per 100,000 total population
OHIO								
Court of Common Pleas	G	2	B	6**	770,667 B	768,963 B	100	6,875
County	L	5	B	1	280,949	277,667	99	2,506
Court of Claims	L	2	I	1	6,359	8,752	138	57
Mayor's	L	1	B	1	NA	NA		
Municipal	L	5	B	1	2,563,157	2,583,748	101	22,866
State Total								
OKLAHOMA†								
District	G	2	J	6	561,540	527,174	94	16,779
Court of Tax Review	L	2	I	1	NA	NA		
Municipal Court Not of Record	L	1	I	1	NA	NA		
Municipal Criminal Court of Record	L	1	I	1	NA	NA		
State Total								
OREGON								
Circuit	G	2	B	6**	622,527 A	614,423 A	99	18,968
Tax	G	2	I	1	3,282	2,374	72	100
County	L	2	I	1	NA	NA		
Justice	L	3	E	1	NA	NA		
Municipal	L	3	A	1	NA	NA		
State Total								
PENNSYLVANIA								
Court of Common Pleas†	G	2	B	4	572,320 A	576,757 A	101	4,769
District Justice	L	4	B	1	2,275,175	2,198,925	97	18,957
Philadelphia Municipal	L	2	B	1	233,365	224,406	96	1,944
Philadelphia Traffic	L	1	I	1	496,685 A	301,360 A	61	4,139
Pittsburgh City Magistrates	L	4	B	1	352,178	NA		2,934
State Total					3,929,723 *			32,744
PUERTORICO								
Court of First Instance	G	2	J	6	337,481	323,097	96	8,750
RHODE ISLAND								
Superior	G	2	D	1	15,207	13,969	92	1,538
Workers' Compensation	L	2	I	1	7,404 A	7,743 A	105	749
District	L	2	A	1	62,646	60,997 A		6,338
Family	L	2	I	6	23,213	10,600 A		2,348
Municipal	L	1	I	1	NA	NA		
Probate	L	2	I	1	NA	NA		
Administrative Adjudication	L	1	I	1	164,059	106,512 A		16,597
State Total								
SOUTH CAROLINA								
Circuit	G	2	B	1	173,111 B	164,871 B	95	4,513
Family	L	2	I	6**	93,980	93,898	100	2,450
Magistrate	L	4	B	1	975,594 A	909,158 A	93	25,433
Municipal	L	4	B	1	524,974	519,910	99	13,686
Probate	L	2	I	1	25,922 A	26,854 A	104	676
State Total					1,793,581 *	1,714,691 *	96	46,757
SOUTH DAKOTA								
Circuit	G	3	B	4	230,975	217,849	94	31,290

(continued on next page)

TABLE 8: Reported Grand Total State Trial Court Caseload, 1998 (continued)

State/Court name:	Jurisdiction	Parking	Criminal unit of count	Support/custody	Grand total filings and qualifying footnotes	Grand total dispositions and qualifying footnotes	Dispositions as a percentage of filings	Filings per 100,000 total population
TENNESSEE								
Circuit, Criminal, and Chancery	G	2	A	6**	251,259 A	230,073 A	92	4,627
Probate	G	2	I	1	5,111	3,114	61	94
General Sessions	L	1	M	6**	NA	NA		
Juvenile	L	2	I	1	117,145	193,589 B		2,157
Municipal	L	1	M	1	NA	NA		
State Total								
TEXAS								
District	G	2	B	6**	639,426	647,331	101	3,236
County-level	L	2	B	6**	703,515	605,363 A		3,560
Justice of the Peace	L	4	A	1	2,595,485 A	2,235,149 A	86	13,135
Municipal	L	4	A	1	7,101,010 A	6,725,899 A	95	35,937
State Total					11,039,436 *	10,213,742 *		55,869
UTAH								
District	G	4	J	3	354,989 B	352,545 B	99	16,906
Justice	L	4	B	1	333,146	310,236	93	15,866
Juvenile	L	2	I	1	56,065	58,790	105	2,670
State Total					744,200 *	721,571 *	97	35,442
VERMONT								
District	G	2	D	4***	21,476	21,139	98	3,635
Family	G	2	D	4***	23,335	23,586	101	3,949
Superior	G	2	B	5	15,846	16,873	106	2,682
Environmental	L	2	I	1	235	201	86	40
Probate	L	2	I	1	4,915	4,942	101	832
Traffic/Muni Ordinance	L	4	I	1	81,295	80,659	99	13,758
State Total					147,102	147,400	100	24,895
VIRGINIA								
Circuit	G	2	A	3	256,385	239,961	94	3,775
District	L	4	A	4	3,733,209	3,782,822	101	54,970
State Total					3,989,594	4,022,783	101	58,745
WASHINGTON								
Superior	G	2	D	6	247,637 C	240,076 C	97	4,353
District	L	4	C	1	883,140	955,018	108	15,523
Municipal	L	4	C	1	1,207,508 A	952,217 A	79	21,224
State Total					2,338,285 *	2,147,311 *	92	41,100
WEST VIRGINIA								
Circuit	G	2	J	5	61,372 B	59,717 B	97	3,389
Magistrate	L	2	J	1	388,972	341,993	88	21,476
Municipal	L	1	A	1	NA	NA		
State Total								
WISCONSIN								
Circuit	G	3	D	6**	984,356	975,748	99	18,845
Municipal	L	3	A	1	NA	519,633 A		
State Total						1,495,381 *		
WYOMING								
District	G	2	J	5	15,427 A	14,888 A	97	3,208
County	L	1	J	4	111,515	113,630 A		23,188
Justice of the Peace	L	1	J	1	20,285 A	20,392 A	101	4,218
Municipal	L	1	A	1	NA	NA		
State Total								

(continued on next page)

TABLE 8: Reported Grand Total State Trial Court Caseload, 1998 (continued)

NOTE: All state trial courts with grand total jurisdiction are listed in the table, regardless of whether caseload data are available. Blank spaces in the table indicate that a particular calculation, such as the total state caseload, is not appropriate. State total "filings per 100,000 population" may not equal the sum of the filing rates for the individual courts due to rounding.

NA = Data are not available.

JURISDICTION CODES:

G = General Jurisdiction
L = Limited Jurisdiction

SUPPORT/CUSTODY CODES:

1 = The court does not have jurisdiction over support/custody cases
2 = Support/custody caseload data are not available
3 = Only contested support/custody cases and all interstate support cases (where the court has jurisdiction) are counted separately from marriage dissolution cases
4 = Both contested and uncontested support/custody cases and interstate support cases (where the court has jurisdiction) are counted separately from marriage dissolution cases
5 = Support/custody is counted as a proceeding of the marriage dissolution and, thus, a marriage dissolution that involves support/custody is counted as one case
6 = Support/custody is counted as a proceeding of the marriage dissolution, but interstate support cases are counted separately
** = Nondissolution support/custody cases are also counted separately
*** = Court has only interstate support jurisdiction

PARKING CODES:

1 = Parking data are unavailable
2 = Court does not have parking jurisdiction
3 = Only contested parking cases are included
4 = Both contested and uncontested parking cases are included
5 = Parking cases are handled administratively
6 = Uncontested parking cases are handled administratively; contested parking cases are handled by the court

CRIMINAL UNIT OF COUNT CODES:

M = Missing data
I = Data element is inapplicable
A = Single defendant—single charge
B = Single defendant—single incident (one/more charges)
C = Single defendant—single incident/maximum number charges (usually two)
D = Single defendant—one/more incidents
E = Single defendant—content varies with prosecutor
F = One/more defendants—single charge
G = One/more defendants—single incident (one/more charges)
H = One/more defendants—single incident/maximum number charges (usually two)
J = One/more defendants—one/more incidents
K = One/more defendants—content varies with prosecutor
L = Inconsistent during reporting year
Z = Both the defendant and charge components vary within the state

QUALIFYING FOOTNOTES:

The absence of a qualifying footnote indicates that data are complete.

† Data for all Oklahoma courts are for 1997. Data for Pennsylvania Court of Common Pleas are preliminary 1998 data.

* See the qualifying footnote for each court within the state. Each footnote has an effect on the state's total.

A: The following courts' data are incomplete:

Alabama—Municipal Court—Grand total filed and disposed data do not include cases from 59 municipalities.
California—Superior Court—Grand total filed and disposed data do not include partial data from six courts.
—Municipal Court—Grand total filed and disposed data do not include partial data from five courts.
Delaware—Alderman's Court—Grand total filed and disposed data do not include cases from two of eight courts, and are less than 75% complete.
Florida—Circuit Court—Grand total filed data do not include some **criminal** cases from smaller counties. Disposed data do not include **civil appeals, criminal appeals**, reopened cases, and some **criminal** cases from smaller counties, and are less than 75% complete.
—County Court—Grand total disposed data do not include reopened cases.
Georgia—Juvenile Court—Grand total filed and disposed data do not include cases from 11 counties.
—Magistrate Court—Grand total filed and disposed data do not include any data from 24 counties, and partial data from 32 counties.
—Probate Court—Grand total filed and disposed data do not include any **civil** cases from 43 of 159 counties, and partial **civil** data from 27 counties; any **criminal** and **traffic** data from 59 counties, and partial **criminal** and **traffic** data from 21 counties; and are less than 75% complete. Disposed data do not include any **civil** cases.
—State Court—Grand total filed and disposed data do not include cases from two courts.
Idaho—District Court—Grand total filed and disposed data do not include **mental health** cases.
—Magistrates Division—Grand total filed and disposed data do not include **mental health** and **parking** cases.
Indiana—Superior and Circuit Courts—Grand total filed and disposed data do not include **civil appeals, criminal appeals** and some **support/custody** cases.
Kansas—Municipal Court—Grand total filed and disposed data do not include **parking** cases.
Maryland—District Court—Grand total disposed data do not include **ordinance violation, parking** and most **civil** cases, and are less than 75% complete.
Massachusetts—Probate & Family Court—Grand total disposed data do not include **domestic relations** contempts, modifications, and motions, and are less than 75% complete.
Michigan—Circuit Court—Grand total disposed data do not include **traffic** and **juvenile** cases.
—Probate Court—Grand total disposed data do not include **miscellaneous domestic relations, miscellaneous civil, adoption**, and some **guardianship/conservatorship/trusteeship** cases, and are less than 75% complete.

(continued on next page)

TABLE 8: Reported Grand Total State Trial Court Caseload, 1998 (continued)

Mississippi—Circuit Court—Grand total filed data do not include **criminal** cases, and are less than 75% complete.

—Chancery Court—Grand total filed and disposed data do not include **juvenile** cases.

—County Court—Grand total filed and disposed data do not include **criminal** and **juvenile** cases.

Missouri—Circuit Court—Grand total filed and disposed data do not include those **ordinance violation** cases heard by municipal judges.

Montana—City Court—Grand total filed data do not include cases from several courts.

Nebraska—County Court—Grand total filed and disposed data do not include **parking** cases.

Nevada—District Court—Grand total filed data do not include **criminal** and **juvenile** cases, and are less than 75% complete.

New Hampshire—Probate Court—Grand total disposed data do not include some **estate** and some **miscellaneous civil** cases.

New York—Civil Court of the City of New York—Grand total filed and disposed data do not include **administrative agency appeals** cases.

—Criminal Court of the City of New York—Grand total filed and disposed data do not include **moving traffic**, **miscellaneous traffic**, and some **ordinance violation** cases.

—District and City Courts—Grand total filed and disposed data do not include **administrative agency appeals** cases.

North Carolina—District Court—Grand total filed and disposed data do not include **mental health** cases. Disposed data also do not include **miscellaneous civil** cases.

North Dakota—Municipal Court—Grand total filed data do not include **ordinance violation** and **parking** cases, represent only the ten municipalities with the highest case volume, and are less than 75% complete.

Oregon—Circuit Court—Grand total filed and disposed data do not include **parking** cases.

Pennsylvania—Court of Common Pleas—Grand total filed and disposed data do not include some **civil appeals** and some **criminal appeals** cases.

—Philadelphia Traffic Court—Grand total filed and disposed data do not include **ordinance violation**, **parking**, and **miscellaneous traffic** cases, and are less than 75% complete.

Rhode Island—Workers' Compensation Court—Grand total filed and disposed data do not include some **administrative agency appeals**.

—District Court—Grand total disposed data do not include **mental health**, **domestic violence**, and **administrative agency appeals**.

—Family Court—Grand total disposed data do not include **marriage dissolution**, **paternity**, **interstate support**, **child-victim**, **miscellaneous juvenile**, and some **criminal-type juvenile petition** cases, and are less than 75% complete.

—Administrative Adjudication Court—Grand total disposed data do not include some **traffic** cases.

South Carolina—Magistrate Court—Grand total filed and disposed data do not include **ordinance violation** cases.

—Probate Court—Grand total filed and disposed data do not include **mental health** cases, and are less than 75% complete.

Tennessee—Circuit, Criminal and Chancery Courts—Grand total filed and disposed data do not include **miscellaneous criminal** cases.

Texas—County-level Court—Grand total disposed data do not include **estate** and **mental health** cases.

—Justice of the Peace Court—Grand total filed and disposed data represent a reporting rate of 90%.

—Municipal Court—Grand total filed and disposed data represent a reporting rate of 93%.

Washington—Municipal Court—Grand total filed and disposed data do not include cases from 16 courts.

Wisconsin—Municipal Court—Grand total disposed data represent a reporting rate of 98%.

Wyoming—District Court—Grand total filed and disposed data do not include cases from one county that did not report.

—County Court—Grand total disposed data do not include **trial court civil appeals** and **criminal appeals** cases.

—Justice of the Peace Court—Grand total filed and disposed data do not include cases from one court.

B: The following courts' data are overinclusive:

Alabama—Circuit Court—Grand total filed and disposed data include **postconviction remedy proceedings** and some **extraordinary writs**.

—District Court—Grand total filed and disposed data include **preliminary hearings**.

Delaware—Superior Court—Grand total filed and disposed data include **postconviction remedy proceedings** and **extraordinary writs**.

—Municipal Court of Wilmington—Grand total filed and disposed data include **preliminary hearing proceedings**.

Georgia—Superior Court—Grand total filed and disposed data include **extraordinary writs**.

Hawaii—Circuit Court—Grand total filed and disposed data include **criminal postconviction remedy proceedings**.

Iowa—District Court—Grand total filed data include **postconviction remedy proceedings**.

Kentucky—District Court—Grand total filed and disposed data include **sentence review only proceedings**.

Maine—Superior Court—Grand total filed and disposed data include **postconviction remedy** and **sentence review only proceedings**.

—District Court—Grand total filed data include **preliminary hearing proceedings**.

Maryland—Circuit Court—Grand total filed and disposed data include **estate** cases from the Orphan's Court, and some **postconviction remedy** and **sentence review only proceedings**.

Nebraska—District Court—Grand total filed data include **postconviction remedy proceedings**.

New York—Supreme and County Court—Grand total filed and disposed data include **postconviction remedy proceedings**.

North Carolina—Superior Court—Grand total filed and disposed data include **mental health** cases from District Court.

Ohio—Court of Common Pleas—Grand total filed and disposed data include **postconviction remedy proceedings**.

South Carolina—Circuit Court—Grand total filed and disposed data include **postconviction remedy proceedings**.

Tennessee—Juvenile Court—Grand total disposed data are somewhat inflated. Disposed data are counted by number of actions rather than number of referrals.

Utah—District Court—Grand total filed and disposed data include **sentence review only proceedings**.

West Virginia—Circuit Court—Grand total filed and disposed data include **postconviction remedy proceedings** and **extraordinary writs**.

(continued on next page)

TABLE 8: Reported Grand Total State Trial Court Caseload, 1998 (continued)

C: The following courts' data are incomplete and overinclusive:

- Alaska—Superior Court—Grand total filed and disposed data include **extraordinary writs**, orders to show cause, unfair trade practices, and **postconviction remedy proceedings**, but do not include **criminal appeals** cases.
- Colorado—County Court—Grand total filed and disposed data include some **preliminary hearing proceedings**, but do not include **miscellaneous civil** (name change) cases from counties other than Denver.
- Connecticut—Superior Court—Grand total filed and disposed data include **postconviction remedy proceedings**, but do not include most **interstate support** cases. Disposed data also do not include most **small claims** cases.
- Iowa—District Court—Grand total disposed data include **postconviction remedy proceedings**, but do not include **juvenile** cases.
- Maine—District Court—Grand total disposed data include **preliminary hearing proceedings**, but do not include **parking, miscellaneous traffic**, some **moving traffic**, and some **ordinance violation** cases.
- Montana—Justice of the Peace Court—Grand total filed data include some City Court data, but do not include any data from two courts and partial year data from four courts.
- Washington—Superior Court—Grand total filed and disposed data include **postconviction remedy proceedings** and **extraordinary writs**, but do not include partial **juvenile** caseload from one court.

TABLE 9: Reported Total State Trial Court Civil Caseload, 1998

State/Court name:	Jurisdiction	Support/custody:		Total civil filings and qualifying footnotes	Total civil dispositions and qualifying footnotes	Dispositions as a percentage of filings	Filings per 100,000 total population
		(a) method of count code	(b) decree change counted as				
ALABAMA							
Circuit	G	6	NF	106,405 B	101,793 B	96	2,445
District	L	1		172,888	167,792	97	3,973
Probate	L	1	I	NA	NA		
State Total							
ALASKA							
Superior	G	6	R	14,608 B	13,417 B	92	2,379
District	L	5		21,930	22,084	101	3,572
State Total				36,538 *	35,501 *	97	5,951
ARIZONA							
Superior	G	6	NF	118,327	117,574	99	2,535
Tax	G	1		1,981	2,829	143	42
Justice of the Peace	L	1		143,364	134,424	94	3,071
Municipal	L	1		17,462	16,206	93	374
State Total				281,134	271,033	96	6,022
ARKANSAS							
Chancery and Probate	G	3	R	82,283	83,801	102	3,242
Circuit	G	1		23,224	22,987	99	915
City	L	1		0	37		
Justice of the Peace	L	1		NA	NA		
County	L	1		NA	NA		
Court of Common Pleas	L	1		NA	NA		
Municipal	L	1		130,737	76,778	59	5,151
Police	L	1		0	0		
State Total							
CALIFORNIA							
Superior	G	6	NC	758,273 A	645,361 A	85	2,321
Municipal	L	1		943,276 A	1,008,371 A	107	2,888
State Total				1,701,549 *	1,653,732 *	97	5,209
COLORADO							
District, Denver Juvenile, Denver Probate	G	3	R	100,675	92,018 A		2,535
Water	G	1		1,432	1,254	88	36
County	L	1		184,160 A	135,207 A	73	4,638
State Total				286,267 *	228,479 *		7,209
CONNECTICUT							
Superior	G	5**	NC	184,118 C	119,864 C		5,624
Probate	L	1		70,437	NA		2,151
State Total				254,555 *			7,775
DELAWARE							
Court of Chancery	G	1		4,081	3,440	84	549
Superior	G	1		8,904 B	8,376 B	94	1,197
Court of Common Pleas	L	1		6,231	5,841	94	838
Family	L	3**	R	39,391 B	39,522 B	100	5,297
Justice of the Peace	L	1		31,558	32,145	102	4,244
State Total				90,165 *	89,324 *	99	12,125
DISTRICT OF COLUMBIA							
Superior	G	6**	R	124,302	124,477	100	23,761

(continued on next page)

TABLE9: Reported Total State Trial Court Civil Caseload, 1998 (continued)

State/Court name:	Jurisdiction	Support/custody:		Total civil filings and qualifying footnotes	Total civil dispositions and qualifying footnotes	Dispositions as a percentage of filings	Filings per 100,000 total population
		(a) method of count code	(b) decree change counted as				
FLORIDA							
Circuit	G	4	R	785,701	465,039 A		5,268
County	L	1		392,868	314,521 A		2,634
State Total				1,178,569	779,560 *		7,901
GEORGIA							
Superior	G	3	NF	202,521 B	196,325 B	97	2,650
Civil	L	1		NA	NA		
Magistrate	L	1		325,473 A	257,818 A	79	4,259
Municipal	L	1		NA	NA		
Probate	L	1		37,457 A	NA		490
State Total	L	1		150,630 A	120,800 A	80	1,971
HAWAII							
Circuit	G	6	R	27,586 B	31,526 B	114	2,312
District	L	1		27,645	23,274	84	2,317
State Total				55,231 *	54,800 *	99	4,630
IDAHO							
District	G	6**	R	5,815 A	5,619 A	97	473
Magistrates Division	L	6**	R	74,044 A	73,401 A	99	6,026
State Total				79,859 *	79,020 *	99	6,500
ILLINOIS							
Circuit	G	6**	R	671,078	737,557	110	5,571
INDIANA							
Probate	G	1		1,888	1,674	89	32
Superior and Circuit	G	5	R	386,400 A	372,160 A	96	6,550
City and Town	L	1		11,612	16,623	143	197
County	L	1		29,654	29,163	98	503
Small Claims Court of Marion County	L	1		78,176	75,892	97	1,325
State Total				507,730 *	495,512 *	98	8,607
IOWA							
District	G	6	NF	178,873 B	176,619 B	99	6,249
KANSAS							
District	G	6**	NC	211,795	208,482	98	8,056
KENTUCKY							
Circuit	G	6	R	73,382	65,603	89	1,864
District	L	1		167,125 A	157,087 A	94	4,246
State Total				240,507 *	222,690 *	93	6,110
LOUISIANA							
District	G	6	NF	179,352	NA		4,105
Family and Juvenile	G	4***	NF	8,702	8,940	103	199
City and Parish	L	1		84,511	73,048	86	1,934
Justice of the Peace	L	1		NA	NA		
State Total							
MAINE							
Superior	G	6	NC	4,655	5,528	119	374
Administrative	L	1		561	580	103	45
District	L	5	NC	45,009	41,925	93	3,617
Probate	L	1		NA	NA		
State Total							

(continued on next page)

TABLE9: Reported Total State Trial Court Civil Caseload, 1998 (continued)

State/Court name:	Jurisdiction	Support/custody:		Total civil filings and qualifying footnotes	Total civil dispositions and qualifying footnotes	Dispositions as a percentage of filings	Filings per 100,000 total population
		(a) method of count code	(b) decree change counted as				
MARYLAND							
Circuit	G	6**	NF	161,141 B	131,349 B	82	3,138
District	L	1		855,183	16,462 A		16,655
Orphan's	L	1		NA	NA		
State Total							
MASSACHUSETTS							
Superior Court	G	5**	R	31,319	33,184		509
District Court	L	5**	R	257,716	232,017		4,192
Boston Municipal Court	L	1		29,363	26,656		478
Housing Court	L	1		30,551	NA		497
Juvenile Court	L	1		509	NA		8
Land Court	L	1		13,553	12,386		220
Probate & Family Court	L	5**	R	235,977	108,571 A		3,839
State Total				598,988			9,744
MICHIGAN							
Circuit	G	6**	NC	203,580	211,381	104	2,074
Court of Claims	G	1		297	295	99	3
District	L	1		444,733	445,821	100	4,530
Municipal	L	1		660	581	88	7
Probate	L	1		75,985	62,215 A		774
State Total				725,255	720,293 *		7,388
MINNESOTA							
District	G	6	NF	216,842	184,420	85	4,589
MISSISSIPPI							
Circuit	G	1		21,982	12,262	56	799
Chancery	L	5	NF	72,434	48,861	67	2,632
County	L	1		31,537	20,182	64	1,146
Family	L	1		NA	NA		
Justice	L	1		NA	NA		
State Total							
MISSOURI							
Circuit	G	6**	NF	289,480	285,014	98	5,323
MONTANA							
District	G	3	R	25,758	24,800	96	2,926
Water	G	1		NA	NA		
Workers' Compensation	G	1		235	125	53	27
City	L	1		1,655 A	NA		188
Justice of the Peace	L	1		23,728 C	NA		2,695
Municipal	L	1		3,137	NA		356
State Total							
NEBRASKA							
District	G	5	R	29,749 C	NA		1,789
County	L	1		75,942	NA		4,567
Workers' Compensation	L	1		102	95	93	6
State Total				105,793 *			6,363
NEVADA							
District	G	2	R	62,949	NA		3,603
Justice	L	1		NA	NA		
Municipal	L	1		NA	NA		
State Total							

(continued on next page)

TABLE 9: Reported Total State Trial Court Civil Caseload, 1998 (continued)

State/Court name:	Jurisdiction	Support/custody:		Total civil filings and qualifying footnotes	Total civil dispositions and qualifying footnotes	Dispositions as a percentage of filings	Filings per 100,000 total population
		(a) method of count code	(b) decree change counted as				
NEW HAMPSHIRE							
Superior	G	5	R	32,051	33,128	103	2,705
District	L	1		36,058	34,699	96	3,043
Municipal	L	1		61	NA		5
Probate	L	1		20,684	9,817 A		1,745
State Total				88,854			7,498
NEW JERSEY							
Superior	G	6**	R	967,184	977,589	101	11,918
Tax	L	1		7,124	9,390	132	88
State Total				974,308	986,979	101	12,006
NEWMEXICO							
District	G	6	R	63,583	64,201	101	3,661
Magistrate	L	1	I	22,576	12,688	56	1,300
Metropolitan Ct. of Bernalillo County	L	1	I	17,481	13,385	77	1,006
Probate	L	1		NA	NA		
State Total							
NEW YORK							
Supreme and County	G	1		404,479 B	428,867 B	106	2,225
Civil Court of the City of New York	L	1		592,323 A	440,314 A	74	3,259
Court of Claims	L	1		2,143	2,341	109	12
District and City	L	1		240,917 A	237,738 A	99	1,326
Family	L	4	R	542,692	545,566	101	2,986
Surrogates'	L	1		167,272	142,292	85	920
Town and Village Justice	L	1		NA	NA		
State Total							
NORTH CAROLINA							
Superior	G	1		144,717 B	140,164 B	97	1,918
District	L	6**	R	509,616 A	449,605 A		6,753
State Total				654,333 *	589,769 *	90	8,671
NORTH DAKOTA							
District	G	6**	NF	41,026	41,626	101	6,428
OHIO							
Court of Common Pleas	G	6**	R	419,103 B	426,036 B	102	3,739
County	L	1		23,127	22,476	97	206
Court of Claims	L	1		6,359	8,752	138	57
Municipal	L	1		376,994	402,895	107	3,363
State Total				825,583 *	860,159 *	104	7,365
OKLAHOMA†							
District	G	6	R	267,042	256,626	96	7,979
Court of Tax Review	L	1		NA	NA		
State Total							
OREGON							
Circuit	G	6**	R	197,418 B	195,969 B	99	6,015
Tax	G	1		3,282	2,374	72	100
County	L	1		NA	NA		
Justice	L	1		NA	NA		
State Total							

(continued on next page)

TABLE 9: Reported Total State Trial Court Civil Caseload, 1998 (continued)

State/Court name:	Jurisdiction	Support/custody:		Total civil filings and qualifying footnotes	Total civil dispositions and qualifying footnotes	Dispositions as a percentage of filings	Filings per 100,000 total population
		(a) method of count code	(b) decree change counted as				
PENNSYLVANIA							
Court of Common Pleas†	G	4	NF	347,756 A	355,948 A	102	2,898
District Justice	L	1		208,660	204,595	98	1,739
Philadelphia Municipal	L	1		163,398 A	160,150 A	98	1,361
Pittsburgh City Magistrates	L	1		5,023	NA		42
State Total				724,837 *			6,040
PUERTORICO							
Court of First Instance	G	6	NF	149,773 A	141,717 A	95	3,883
RHODE ISLAND							
Superior	G	1		8,603	7,320	85	870
Workers' Compensation	L	1		7,404 A	7,743 A	105	749
District	L	1		36,387	35,678 A		3,681
Family	L	6	R	13,645	3,805 A		1,380
Probate	L	1		NA	NA		
State Total							
SOUTH CAROLINA							
Circuit	G	1		54,471 B	52,748 B	97	1,420
Family	L	6**	NF	68,812 B	69,931 B	102	1,794
Magistrate	L	1		210,220	193,599	92	5,480
Probate	L	1		25,922 A	26,854 A	104	676
State Total				359,425 *	343,132 *	95	9,370
SOUTH DAKOTA							
Circuit	G	4	NC	58,914	55,470	94	7,981
TENNESSEE							
Circuit, Criminal, and Chancery	G	6**	R	135,523	125,639	93	2,496
Probate	G	1		5,111	3,114	61	94
General Sessions	L	6**	R	NA	NA		
Juvenile	L	1		11,678	28,202	241	215
State Total							
TEXAS							
District	G	6**	R	443,095 B	450,583 B	102	2,242
County-level	L	6**	R	184,045 B	100,376 C		931
Justice of the Peace	L	1		254,294 A	216,666 A	85	1,287
Municipal	L	1		193 A	193 A	100	1
State Total				881,627 *	767,818 *		4,462
UTAH							
District	G	3	R	153,880	163,817	106	7,328
Justice	L	1		6,007	3,905	65	286
State Total				159,887	167,722	105	7,615
VERMONT							
District	G	4***	NC	1,591	1,656	104	269
Family	G	4***	NC	21,031	21,364	102	3,559
Superior	G	5	NC	15,844	16,872	106	2,681
Environmental	L	1		235	201	86	40
Probate	L	1		4,915	4,942	101	832
State Total				43,616	45,035	103	7,381
VIRGINIA							
Circuit	G	3	R	109,806	99,594	91	1,617
District	L	4	R	1,308,289 A	1,333,523 A	102	19,264
State Total				1,418,095 *	1,433,117 *	101	20,881

(continued on next page)

TABLE9: Reported Total State Trial Court Civil Caseload, 1998 (continued)

State/Court name:	Jurisdiction	Support/custody:		Total civil filings and qualifying footnotes	Total civil dispositions and qualifying footnotes	Dispositions as a percentage of filings	Filings per 100,000 total population
		(a) method of count code	(b) decree change counted as				
WASHINGTON							
Superior	G	6	R	153,794 B	149,344 B	97	2,703
District	L	1		149,257	114,143	76	2,623
Municipal	L	1		370 A	188 A	51	7
State Total				303,421 *	263,675 *	87	5,333
WEST VIRGINIA							
Circuit	G	5	R	46,746 B	45,296 B	97	2,581
Magistrate	L	1		63,385	58,193	92	3,500
State Total				110,131 *	103,489 *	94	6,081
WISCONSIN							
Circuit	G	6**	NF	268,045 A	268,065 A	100	5,132
WYOMING							
District	G	5	R	11,642 A	11,115 A	95	2,421
County	L	4	R	19,320	19,306 A		4,017
Justice of the Peace	L	1		2,239 A	2,091 A	93	466
State Total				33,201 *	32,512 *		6,904

NOTE: All state trial courts with civil jurisdiction are listed in the table regardless of whether caseload data are available. Blank spaces in the table indicate that a particular calculation, such as the total state caseload, is not appropriate. State total "filings per 100,000 population" may not equal the sum of the filing rates for the individual courts due to rounding.

NA = Data are not available

JURISDICTION CODES:

G = General Jurisdiction
L = Limited Jurisdiction

SUPPORT/CUSTODY CODES:

(a) Method of count codes:

- 1 = The court does not have jurisdiction over support/custody cases
- 2 = Support/custody caseload data are not available
- 3 = Only contested support/custody cases and all interstate support cases (where the court has jurisdiction) are counted separately from marriage dissolution cases
- 4 = Both contested and uncontested support/custody cases and interstate support cases (where the court has jurisdiction) are counted separately from marriage dissolution cases
- 5 = Support/custody is counted as a proceeding of the marriage dissolution and, thus, a marriage dissolution that involves support/custody is counted as one case
- 6 = Support/custody is counted as a proceeding of the marriage dissolution, but interstate support cases are counted separately

** Nondissolution support/custody cases are also counted separately.

*** Court has only interstate support jurisdiction.

(b) Decree change counted as:

NC = Not counted/collected
NF = New filing
R = Reopened case

QUALIFYING FOOTNOTES:

The absence of a qualifying footnote indicates that data are complete.

† Data for all Oklahoma Courts are for 1997. Data for Pennsylvania Court of Common Pleas are preliminary 1998 data.

* See the qualifying footnote for each court within the state. Each footnote has an effect on the state's total.

A: The following courts' data are incomplete:

- California—Superior Court—Total civil filed and disposed data do not include partial data from six courts.
—Municipal Court—Total civil filed and disposed data do not include partial data from five courts.
- Colorado—District, Denver Juvenile & Denver Probate Court—Total civil disposed data do not include adoption, paternity, and some support/custody cases.
—County Court—Total civil filed and disposed data do not include most miscellaneous civil cases.

(continued on next page)

TABLE 9: Reported Total State Trial Court Civil Caseload, 1998 (continued)

Florida—Circuit Court—Total **civil** disposed data do not include **civil appeals** and reopened cases, and are less than 75% complete.
 —County Court—Total **civil** disposed data do not include reopened cases.

Georgia—Magistrate Court—Total **civil** filed and disposed data do not include any cases from 24 counties, and partial data from 32 counties.
 —Probate Court—Total **civil** filed data do not include any cases from 43 of 159 counties, and partial data from 27 counties, and are less than 75% complete.
 —State Court—Total **civil** filed and disposed data do not include any cases from two courts.

Idaho—District Court—Total **civil** filed and disposed data do not include **mental health** cases.
 —Magistrate Division—Total **civil** filed and disposed data do not include **mental health** cases.

Indiana—Superior and Circuit Courts—Total **civil** filed and disposed data do not include **civil appeals** and **support/custody** cases.

Kentucky—District Court—Total **civil** filed and disposed data do not include **paternity** cases.

Maryland—District Court—Total **civil** disposed data do not include **tort, contract, real property rights, small claims, and miscellaneous civil** cases, and are less than 75% complete.

Massachusetts—Probate and Family Court—Total **civil** disposed data do not include **domestic relations** contempt, modifications, and motions, and are less than 75% complete.

Michigan—Probate Court—Total **civil** disposed data do not include **adoption, miscellaneous domestic relations, miscellaneous civil, and some guardianship/conservatorship/trusteeship** cases, and are less than 75% complete.

Montana—City Court—Total **civil** filed data do not include data from several courts.

New Hampshire—Probate Court—Total **civil** disposed data do not include some **estate** and some **miscellaneous civil** cases.

New York—Civil Court of the City of New York—Total **civil** filed and disposed data do not include **administrative agency appeals** cases.
 —District and City Court—Total **civil** filed and disposed data do not include **administrative agency appeals** cases.

North Carolina—District Court—Total **civil** filed and disposed data do not include **mental health** cases. Disposed data also do not include **miscellaneous civil** cases.

Pennsylvania—Court of Common Pleas—Total **civil** filed and disposed data do not include some **civil appeals** cases.
 —Philadelphia Municipal Court—Total **civil** filed and disposed data do not include **domestic violence** cases.

Puerto Rico—Court of First Instance—Total **civil** filed and disposed data do not include **domestic violence** cases.

Rhode Island—Workers' Compensation Court—Total **civil** filed and disposed data do not include some **administrative agency appeals**.
 —District Court—Total **civil** disposed data do not include **mental health, domestic violence, and administrative agency appeals**.
 —Family Court—Total **civil** disposed data do not include **marriage dissolution, interstate support, and paternity** cases, and are less than 75% complete.

South Carolina—Probate Court—Total **civil** filed and disposed data do not include **mental health** cases, and are less than 75% complete.

Texas—Justice of the Peace Court—Total **civil** filed and disposed data represent a reporting rate of 90%.
 —Municipal Court—Total **civil** filed and disposed data represent a reporting rate of 93%.

Virginia—District Court—Total **civil** filed and disposed data do not include some **domestic relations** cases.

Washington—Municipal Court—Total **civil** filed and disposed data do not include any cases from 16 courts.

Wisconsin—Circuit Court—Total **civil** filed and disposed data do not include **domestic violence** cases.

Wyoming—District Court—Total **civil** filed and disposed data do not include cases from one county that did not report.
 —County Court—Total **civil** disposed data do not include **trial court civil appeals** cases.
 —Justice of the Peace Court—Total **civil** filed and disposed data do not include cases from one court.

B: The following courts' data are overinclusive:

Alabama—Circuit Court—Total **civil** filed and disposed data include some **postconviction remedy proceedings** and some **extraordinary writs**.

Alaska—Superior Court—Total **civil** filed and disposed data include **extraordinary writs, orders to show cause, unfair trade practices, and postconviction remedy proceedings**.

Delaware—Superior Court—Total **civil** filed and disposed data include **extraordinary writs**.
 —Family Court—Total **civil** filed and disposed data include **status offense petition** cases.

Georgia—Superior Court—Total **civil** filed and disposed data include **extraordinary writs**.

Hawaii—Circuit Court—Total **civil** filed and disposed data include **criminal postconviction remedy proceedings**.

Iowa—District Court—Total **civil** filed and disposed data include **postconviction remedy proceedings**.

Maryland—Circuit Court—Total **civil** filed and disposed data include **estate** cases from the Orphan's Court.

New York—Supreme and County Court—Total **civil** filed and disposed data include **postconviction remedy proceedings**.

North Carolina—Superior Court—Total **civil** filed and disposed data include **mental health** cases from District Court.

Ohio—Court of Common Pleas—Total **civil** filed and disposed data include **postconviction remedy proceedings**.

Oregon—Circuit Court—Total **civil** filed and disposed data include **criminal appeals** cases.

South Carolina—Circuit Court—Total **civil** filed and disposed data include **postconviction remedy proceedings**.
 —Family Court—Total **civil** filed and disposed data include **child-victim petition** cases.

Texas—District Court—Total **civil** filed and disposed data include **child-victim petition** cases.
 —County-level Court—Total **civil** filed data include **child-victim petition** cases.

Washington—Superior Court—Total **civil** filed and disposed data include **postconviction remedy proceedings and extraordinary writs**.

(continued on next page)

TABLE 9: Reported Total State Trial Court Civil Caseload, 1998 (continued)

West Virginia—Circuit Court—Total **civil** filed and disposed data include **postconviction remedy proceedings** and **extraordinary writs**.

C: The following courts' data are incomplete and overinclusive:

Connecticut—Superior Court—Total **civil** filed and disposed data include **postconviction remedy proceedings**, but do not include most **interstate support** cases. Disposed data also do not include most **small claims** cases, and are less than 75% complete.

Montana—Justice of the Peace Court—Total **civil** filed data include some City Court cases, but do not include any data from two courts, and partial year data from four courts.

Nebraska—District Court—Total **civil** filed data include **postconviction remedy proceedings**, but do not include **civil appeals** cases.

Texas—County-level Court—Total **civil** disposed data include **child-victim petition** cases, but do not include **probate/wills/intestate, guardianship/conservatorship/trusteeship, and mental health** cases, and are less than 75% complete. The court conducted 76,669 probate hearings and 30,977 mental health hearings during the year.

TABLE 10: Reported Total State Trial Court Criminal Caseload, 1998

State/Court name:	Jurisdiction	Unit of count	Point of filing	Total criminal filings and qualifying footnotes	Total criminal dispositions and qualifying footnotes	Dispositions as a percentage of filings	Filings per 100,000 adult population
ALABAMA							
Circuit	G	G	A	65,516 B	61,264 B	94	2,005
District	L	B	B	171,646 A	186,186		5,253
Municipal	L	M	B	139,465 C	115,175 C	83	4,268
State Total				376,627 *	362,625 *	96	11,525
ALASKA							
Superior	G	B	A	3,588 A	3,430 A	96	851
District	L	B	B	31,727 B	30,191 B	95	7,523
State Total				35,315 *	33,621 *	95	8,373
ARIZONA							
Superior	G	D	A	42,422	40,891	96	1,246
Justice of the Peace	L	Z	B	103,515	79,684	77	3,040
Municipal	L	Z	B	238,319	223,595	94	6,999
State Total				384,256	344,170	90	11,284
ARKANSAS							
Circuit	G	A	A	55,949	48,787	87	2,969
City	L	A	B	13,803	9,608	70	732
Justice of the Peace	L	A	B	NA	NA		
Municipal	L	A	B	334,965	262,650	78	17,774
Police	L	A	B	1,363	686	50	72
State Total							
CALIFORNIA							
Superior	G	B	A	168,795 A	155,278 A	92	711
Municipal	L	B	B	820,185 C	759,857 C	93	3,453
State Total				988,980 *	915,135 *	93	4,163
COLORADO							
District, Denver Juvenile, Denver Probate	G	D	B	38,815	36,455	94	1,325
County	L	D	B	149,946 B	108,726 C		5,117
State Total				188,761 *	145,181 *		6,441
CONNECTICUT							
Superior	G	E	A	124,029 C	121,644 C	98	4,994
DELAWARE							
Superior	G	B	A	7,845 B	7,570 B	96	1,390
Alderman's	L	A	B	2,592 C	2,495 C	96	459
Court of Common Pleas	L	A	B	NA	NA		
Family	L	B	B	5,696	6,011	106	1,009
Justice of the Peace	L	A	B	79,706 A	75,208 A	94	14,119
Municipal Court of Wilmington	L	A	B	5,522 C	NA		978
State Total							
DISTRICT OF COLUMBIA							
Superior	G	B	G	36,669 A	37,224 A	102	8,727
FLORIDA							
Circuit	G	E	A	192,269 A	163,699 A		1,690
County	L	A	B	426,320	370,417 A		3,748
State Total				618,589 *	534,116 *		5,438

(continued on next page)

TABLE 10: Reported Total State Trial Court Criminal Caseload, 1998 (continued)

State/Court name:	Jurisdiction	Unit of court	Point of filing	Total criminal filings and qualifying footnotes	Total criminal dispositions and qualifying footnotes	Dispositions as a percentage of filings	Filings per 100,000 adult population
GEORGIA							
Superior	G	G	A	98,396 B	93,859 B	95	1,751
Civil	L	M	M	NJ	NJ		
County Recorder's	L	M	M	NA	NA		
Magistrate	L	B	B	68,928 A	59,057 A	86	1,227
Municipal	L	M	M	NA	NA		
Municipal and City of Atlanta	L	M	M	NA	NA		
Probate	L	B	A	2,487 A	2,277 A	92	44
State	L	G	A	141,382 A	111,933 A	79	2,516
State Total							
HAWAII							
Circuit	G	G	B	9,441	10,472	111	1,055
District	L	A	C	46,603 A	44,038 A	94	5,209
State Total				56,044 *	54,510 *	97	6,264
IDAHO							
District	G	J	F	11,693	11,267	96	1,332
Magistrates Division	L	J	F	90,170	84,359	94	10,275
State Total				101,863	95,626	94	11,608
ILLINOIS							
Circuit	G	G	A	695,365	697,049	100	7,850
INDIANA							
Superior and Circuit	G	B	A	188,865 A	185,316 A	98	4,310
City and Town	L	B	F	75,377 B	48,924 B	65	1,720
County	L	B	F	17,614	15,884	90	402
State Total				281,856 *	250,124 *	89	6,432
IOWA							
District	G	B	A	107,068 A	100,220 A	94	5,002
KANSAS							
District	G	B	C	46,888	50,922	109	2,427
Municipal	L	B	C	13,049	15,750	121	676
State Total				59,937	66,672	111	3,103
KENTUCKY							
Circuit	G	B	A	21,202	20,404	96	719
District	L	B	F	186,801 B	180,134 B	96	6,336
State Total				208,003 *	200,538 *	96	7,055
LOUISIANA							
District	G	Z	A	146,838	NA		4,621
City and Parish	L	B	F	193,389	166,401	86	6,086
State Total				340,227			10,707
MAINE							
Superior	G	E	A	9,231 C	8,808 C	95	969
District	L	E	F	40,883 C	38,277 C	94	4,291
State Total				50,114 *	47,085 *	94	5,260
MARYLAND							
Circuit	G	B	A	70,811 B	66,915 B	94	1,840
District	L	B	A	244,808	249,755	102	6,363
State Total				315,619 *	316,670 *	100	8,203

(continued on next page)

TABLE 10: Reported Total State Trial Court Criminal Caseload, 1998 (continued)

State/Court name:	Jurisdiction	Unit of count	Point of filing	Total criminal filings and qualifying footnotes	Total criminal dispositions and qualifying footnotes	Dispositions as a percentage of filings	Filings per 100,000 adult population
MASSACHUSETTS							
Superior Court	G	D	B	8,334	10,018	120	178
District Court	L	D	B	310,736	243,438 B		6,626
Boston Municipal Court	L	D	B	12,193 B	13,062 B	107	260
Housing Court	L	D	B	4,909	NA		105
State Total				336,172 *			7,169
MICHIGAN							
Circuit	G	B	A	72,395	73,449	101	996
District	L	B	B	352,364	333,272	95	4,850
Municipal	L	B	B	2,707	2,954	109	37
State Total				427,466	409,675	96	5,883
MINNESOTA							
District	G	B	B	268,735 B	276,473 B	103	7,754
MISSISSIPPI							
Circuit	G	B	B	NA	19,366		
County	L	B	B	NA	NA		
Justice	L	B	B	NA	NA		
Municipal	L	B	B	NA	NA		
State Total							
MISSOURI							
Circuit	G	G	G	189,229	171,240	90	4,693
MONTANA							
District	G	G	A	5,965	5,781	97	909
City	L	B	B	62,296 A	NA		9,496
Justice of the Peace	L	B	B	107,213 C	NA		16,342
Municipal	L	B	B	67,573	NA		10,300
State Total				243,047 *			37,047
NEBRASKA							
District	G	B	A	8,540 B	NA		702
County	L	B	F	109,769 B	NA		9,019
State Total				118,309 *			9,721
NEVADA							
District	G	Z	A	NA	NA		
Justice	L	Z	B	NA	NA		
Municipal	L	Z	B	NA	NA		
State Total							
NEW HAMPSHIRE							
Superior	G	A	A	15,320	14,626	95	1,728
District	L	A	B	41,851	40,920	98	4,721
Municipal	L	A	B	112	NA		13
State Total				57,283			6,462
NEW JERSEY							
Superior	G	B	A	51,903	51,987	100	847
Municipal	L	B	B	421,495	348,116	83	6,882
State Total				473,398	400,103	85	7,729
NEW MEXICO							
District	G	E	A	18,138	19,635	108	1,471
Magistrate	L	E	B	25,342	21,989	87	2,056
Metropolitan Ct. of Bernalillo County	L	E	B	12,880	12,522	97	1,045
State Total				56,360	54,146	96	4,572

(continued on next page)

TABLE 10: Reported Total State Trial Court Criminal Caseload, 1998 (continued)

State/Court name:	Jurisdiction	Unit of court	Point of filing	Total criminal filings and qualifying footnotes	Total criminal dispositions and qualifying footnotes	Dispositions as a percentage of filings	Filings per 100,000 adult population
NEW YORK							
Supreme and County	G	E	A	63,329	66,835	106	463
Criminal Court of the City of New York	L	E	D	359,737	368,314	102	2,631
District and City	L	E	D	285,497 B	270,672 B	95	2,088
Town and Village Justice	L	E	B	NA	NA		
State Total							
NORTH CAROLINA							
Superior	G	E	A	139,569	135,579	97	2,480
District	L	E	G	569,140 C	565,109 C	99	10,115
State Total				708,709 *	700,688 *	99	12,595
NORTH DAKOTA							
District	G	B	A	34,569	35,503	103	7,268
Municipal	L	B	B	NA	NA		
State Total							
OHIO							
Court of Common Pleas	G	B	C	64,219	64,565	101	768
County	L	B	E	50,231 B	49,302 B	98	600
Mayor's	L	B	E	NA	NA		
Municipal	L	B	E	570,291 B	566,385 B	99	6,817
State Total							
OKLAHOMA†							
District	G	J	A	95,935	81,632	85	3,888
OREGON							
Circuit	G	B	G	104,264 A	97,663 A	94	4,244
Justice	L	E	B	NA	NA		
Municipal	L	A	B	NA	NA		
State Total							
PENNSYLVANIA							
Court of Common Pleas†	G	B	A	155,460 A	151,284 A	97	1,701
District Justice	L	B	B	187,077	176,075	94	2,046
Philadelphia Municipal	L	B	B	46,612 A	41,285 A	89	510
Pittsburgh City Magistrates	L	B	B	6,484 B	NA		71
State Total				395,633 *			4,328
PUERTORICO							
Court of First Instance	G	J	B	102,705 B	97,539 B	95	3,779
RHODE ISLAND							
Superior	G	D	A	6,604	6,649	101	880
District	L	A	B	26,259	25,319	96	3,499
State Total				32,863	31,968	97	4,378
SOUTH CAROLINA							
Circuit	G	B	A	118,640	112,123	95	4,124
Magistrate	L	B	E	216,771	201,539	93	7,535
Municipal	L	B	E	90,485	87,433	97	3,145
State Total				425,896	401,095	94	14,805

(continued on next page)

TABLE 10: Reported Total State Trial Court Criminal Caseload, 1998 (continued)

State/Court name:	Jurisdiction	Unit of court	Point of filing	Total criminal filings and qualifying footnotes	Total criminal dispositions and qualifying footnotes	Dispositions as a percentage of filings	Filings per 100,000 adult population
SOUTH DAKOTA							
Circuit	G	B	B	36,700	27,030	74	6,831
TENNESSEE							
Circuit, Criminal, and Chancery	G	A	A	101,033 A	90,732 A	90	2,465
General Sessions	L	M	M	NA	NA		
Municipal	L	M	M	NA	NA		
State Total							
TEXAS							
District	G	B	A	163,333	164,205	101	1,156
County-level	L	B	F	470,186	427,790 A		3,327
Justice of the Peace	L	A	B	630,099 A	490,597 A	78	4,459
Municipal	L	A	B	1,010,736 A	892,566 A	88	7,153
State Total				2,274,354 *	1,975,158 *		16,095
UTAH							
District	G	J	A	64,504 B	62,884 B	97	4,613
Justice	L	B	B	48,074	43,489	90	3,438
State Total				112,578 *	106,373 *	94	8,050
VERMONT							
District	G	D	C	18,928	18,531	98	4,211
Superior	G	B	A	2	1	50	0
State Total				18,930	18,532	98	4,211
VIRGINIA							
Circuit	G	A	A	146,579 B	140,367 B	96	2,848
District	L	A	E	413,109 A	427,803 A	104	8,027
State Total				559,688 *	568,170 *	102	10,875
WASHINGTON							
Superior	G	D	F	38,834	37,559	97	921
District	L	C	B	102,923	113,905	111	2,441
Municipal	L	C	B	87,694 A	93,171 A	106	2,080
State Total				229,451 *	244,635 *	107	5,441
WEST VIRGINIA							
Circuit	G	J	A	7,892	7,930	100	561
Magistrate	L	J	E	136,898	116,460	85	9,730
Municipal	L	A	B	NA	NA		
State Total							
WISCONSIN							
Circuit	G	D	C	139,809 B	136,151 B	97	3,610
Municipal	L	A	B	NA	13,573 A		
State Total					149,724 *		
WYOMING							
District	G	J	A	2,170 A	2,130 A	98	617
County	L	J	B	16,461 A	NA		4,683
Justice of the Peace	L	J	B	2,385 A	NA		679
Municipal	L	A	B	NA	NA		
State Total							

(continued on next page)

TABLE 10: Reported Total State Trial Court Criminal Caseload, 1998 (continued)

NOTE: All state trial courts with criminal jurisdiction are listed in the table regardless of whether caseload data are available. Blank spaces in the table indicate that a particular calculation, such as the total state caseload, is not appropriate. State total "filings per 100,000 population" may not equal the sum of the filing rates for the individual courts due to rounding.

NA = Data are not available.

JURISDICTION CODES:

G = General Jurisdiction
L = Limited Jurisdiction

UNIT OF COUNT CODES:

M = Missing data
I = Data element is inapplicable
A = Single defendant—single charge
B = Single defendant—single incident (one/more charges)
C = Single defendant—single incident/maximum number charges (usually two)
D = Single defendant—one/more incidents
E = Single defendant—content varies with prosecutor
F = One/more defendants—single charge
G = One/more defendants—single incident (one/more charges)
H = One/more defendants—single incident/maximum number charges (usually two)
J = One/more defendants—one/more incidents
K = One/more defendants—content varies with prosecutor
L = Inconsistent during reporting year
Z = Both the defendant and charge components vary within the state

POINT OF FILING CODES:

M = Missing data
I = Data element is inapplicable
A = At the filing of the information/indictment
B = At the filing of the complaint
C = When defendant enters plea/initial appearance
D = When docketed
E = At issuing of warrant
F = At filing of information/complaint
G = Varies (at filing of the complaint, information, indictment)

QUALIFYING FOOTNOTES:

The absence of a qualifying footnote indicates that data are complete.

† Data for Oklahoma District Court are for 1997. Data for Pennsylvania Court of Common Pleas are preliminary 1998 data.

* See the qualifying footnote for each court within the state. Each footnote

has an effect on the state's total.

A: The following courts' data are incomplete:

Alabama—District Court—Total criminal filed data do not include DWI/DUI cases.

Alaska—Superior Court—Total criminal filed and disposed data do not include criminal appeals cases.

California—Superior Court—Total criminal filed and disposed data do not include partial data from six courts.

Delaware—Justice of the Peace Court—Total criminal filed and disposed data do not include DWI/DUI cases.

District of Columbia—Superior Court—Total criminal filed and disposed data do not include DWI/DUI cases.

Florida—Circuit Court—Total criminal filed data do not include some cases from smaller counties. Disposed data do not include criminal appeals and reopened cases, and some cases from smaller counties.

—County Court—Total criminal disposed data do not include reopened cases.

Georgia—Magistrate Court—Total criminal filed and disposed data do not include any cases from 24 counties, and partial data from 32 counties.

—Probate Court—Total criminal filed and disposed data do not include any cases from 59 of 159 counties, partial data from 21 counties, and do not include DWI/DUI cases which are reported with traffic/other violation data, and are less than 75% complete.

—State Court—Total criminal filed and disposed data do not include some DWI/DUI cases, and data from two courts.

Hawaii—District Court—Total criminal filed and disposed data do not include some misdemeanor cases.

Indiana—Superior and Circuit Courts—Total criminal filed and disposed data do not include criminal appeals cases.

Iowa—District Court—Total criminal filed and disposed data do not include some misdemeanor cases.

Montana—City Court—Total criminal filed data do not include data from several courts.

Oregon—Circuit Court—Total criminal filed and disposed data do not include criminal appeals cases.

Pennsylvania—Court of Common Pleas—Total criminal filed and disposed data do not include some criminal appeals cases.

—Philadelphia Municipal Court—Total criminal filed and disposed data do not include some misdemeanor cases.

Tennessee—Circuit, Criminal, and Chancery Courts—Total criminal filed and disposed data do not include miscellaneous criminal cases.

Texas—County-level Court—Total criminal disposed data do not include some criminal appeals cases.

—Justice of the Peace Court—Total criminal filed and disposed data represent a reporting rate of 90%.

—Municipal Court—Total criminal filed and disposed data represent a reporting rate of 93%.

Virginia—District Court—Total criminal filed and disposed data do not include DWI/DUI cases.

(continued on next page)

TABLE 10: Reported Total State Trial Court Criminal Caseload, 1998 (continued)

Washington—Municipal Court—Total **criminal** filed and disposed data do not include any cases from 16 courts.

Wisconsin—Municipal Court—Total **criminal** disposed data represent a reporting rate of 98%.

Wyoming—District Court—Total **criminal** filed and disposed data do not include cases from one county that did not report.

—County Court—Total **criminal** filed data do not include reopened **misdemeanor** and reopened **DW/DUI** cases.

—Justice of the Peace Court—Total **criminal** filed data do not include cases from one court.

B: The following courts' data are overinclusive:

Alabama—Circuit Court—Total **criminal** filed and disposed data include some **postconviction remedy proceedings**.

Alaska—District Court—Total **criminal** filed and disposed data include some **moving traffic violation** cases and all **ordinance violation** cases.

Colorado—County Court—Total **criminal** filed data include some **preliminary hearing proceedings**.

Delaware—Superior Court—Total **criminal** filed and disposed data include **postconviction remedy proceedings**.

Georgia—Superior Court—Total **criminal** filed and disposed data include all **traffic/other violation** cases.

Indiana—City and Town Courts—Total **criminal** filed and disposed data include some **ordinance violation** and some unclassified traffic cases.

Kentucky—District Court—Total **criminal** filed and disposed data include **ordinance violation** cases and **sentence review only proceedings**.

Maryland—Circuit Court—Total **criminal** filed and disposed data include some **postconviction remedy** and **sentence review only proceedings**.

Massachusetts—District Court—Total **criminal** disposed data include some **moving traffic**, some **ordinance violation**, and some **miscellaneous traffic** cases.

—Boston Municipal Court—Total **criminal** filed and disposed data include some **moving traffic**, some **ordinance violation**, and some **miscellaneous traffic** cases.

Minnesota—District Court—Total **criminal** filed and disposed data include **ordinance violation** cases.

Nebraska—District Court—Total **criminal** filed data include **civil appeals** cases.

—County Court—Total **criminal** filed and disposed data include **ordinance violation** cases.

New York—District and City Courts—Total **criminal** filed and disposed data include **ordinance violation** cases.

Ohio—County Court—Total **criminal** filed and disposed data include **ordinance violation** cases.

—Municipal Court—Total **criminal** filed and disposed data include **ordinance violation** cases.

Pennsylvania—Pittsburgh City Magistrates Court—Total **criminal** filed data include **ordinance violation** cases.

Puerto Rico—Court of First Instance—Total **criminal** filed and disposed data include **domestic violence** cases.

Utah—District Court—Total **criminal** filed and disposed data include **sentence review only proceedings**.

Virginia—Circuit Court—Total **criminal** filed and disposed data include **ordinance violation** cases.

Wisconsin—Circuit Court—Total **criminal** filed and disposed data include **domestic violence** cases.

C: The following courts' data are incomplete and overinclusive:

Alabama—Municipal Court—Total **criminal** filed and disposed data include **ordinance violation** cases, but do not include **DW/DUI** data and cases that were unavailable from 59 municipalities.

California—Municipal Court—Total **criminal** filed and disposed data include some **ordinance violation** cases, but do not include **DW/DUI** cases, and partial data from five courts.

Colorado—County Court—Total **criminal** disposed data include some **preliminary hearing proceedings**, but do not include **DW/DUI** cases.

Connecticut—Superior Court—Total **criminal** filed and disposed data include **ordinance violation** cases, but do not include **DW/DUI** cases.

Delaware—Alderman's Court—Total **criminal** filed and disposed data include **ordinance violation** cases, but do not include cases from two courts and are less than 75% complete.

—Municipal Court of Wilmington—Total **criminal** filed data include **ordinance violation** cases and **preliminary hearings**, but do not include most **DW/DUI** cases.

Maine—Superior Court—Total **criminal** filed and disposed data include **ordinance violation** cases, and **postconviction remedy** and **sentence review only proceedings**, but do not include **DW/DUI** and some **criminal appeals** cases.

—District Court—Total **criminal** filed and disposed data include **preliminary hearing proceedings** and some **ordinance violation** cases, but do not include **DW/DUI** and some **misdemeanor** cases, and are less than 75% complete.

Montana—Justice of the Peace Court—Total **criminal** filed data include some City Court cases, but do not include any data from two courts and partial data from four courts.

North Carolina—District Court—Total **criminal** filed and disposed data include some **ordinance violation** cases, but do not include **DW/DUI** cases.

TABLE 11: Reported Total State Trial Court Traffic/Other Violation Caseload, 1998

State/Court name:	Jurisdiction	Parking	Total traffic filings and qualifying footnotes	Total traffic dispositions and qualifying footnotes	Dispositions as a percentage of filings	Filings per 100,000 total population
ALABAMA						
District	L	1	407,947 B	380,887		9,374
Municipal	L	1	462,818 C	357,468 C	77	10,635
State Total			870,765 *	738,355 *		20,008
ALASKA						
District	L	3	73,236 A	73,236 A	100	11,927
ARIZONA						
Justice of the Peace	L	1	540,110	511,866	95	11,569
Municipal	L	1	1,165,802	1,153,085	99	24,971
State Total			1,705,912	1,664,951	98	36,540
ARKANSAS						
City	L	1	37,689	29,946	79	1,485
Municipal	L	1	529,614	383,239	72	20,865
Police	L	1	4,836	1,532	32	191
State Total			572,139	414,717	72	22,540
CALIFORNIA						
Municipal	L	6	5,825,752 C	5,664,277 C	97	17,834
COLORADO						
County	L	2	435,803	409,457 B		10,975
Municipal	L	1	NA	NA		
State Total						
CONNECTICUT						
Superior	G	6	229,932 C	224,687 C	98	7,023
DELAWARE						
Alderman's	L	4	13,821 A	14,184 A	103	1,859
Court of Common Pleas	L	2	55,960 B	50,638 B	90	7,526
Family	L	2	1,055	1,104	105	142
Justice of the Peace	L	2	202,376 B	203,075 B	100	27,216
Municipal Court of Wilmington	L	5	8,998 C	6,217 B		1,210
State Total			282,210 *	275,218 *		37,952
DISTRICT OF COLUMBIA						
Superior	G	6	14,238 B	12,176 B	86	2,722
FLORIDA						
County	L	5	3,835,791	3,146,834 A		25,716
GEORGIA						
Superior	G	2	NA	NA		
County Recorder's	L	1	NA	NA		
Juvenile	L	2	16,621 A	16,108 A	97	217
Magistrate	L	2	75,322 A	51,987 A	69	986
Municipal and City of Atlanta	L	1	NA	NA		
Probate	L	2	143,930 C	186,236 C	129	1,883
State	L	2	461,812 C	395,032 C	86	6,043
State Total						
HAWAII						
Circuit	G	2	636	649	102	53
District	L	4	496,645 B	445,084 B	90	41,630
State Total			497,281 *	445,733 *	90	41,683

(continued on next page)

TABLE 11: Reported Total State Trial Court Traffic/Other Violation Caseload, 1998 (continued)

State/Court name:	Jurisdiction	Parking	Total traffic filings and qualifying footnotes	Total traffic dispositions and qualifying footnotes	Dispositions as a percentage of filings	Filings per 100,000 total population
IDAHO						
Magistrates Division	L	3	290,332 A	286,074 A	99	23,630
ILLINOIS						
Circuit	G	2	3,156,734	2,629,049	83	26,207
INDIANA						
Superior and Circuit City and Town	G	3	495,457	490,704	99	8,399
County	L	3	261,607 A	204,875 A	78	4,435
State Total	L	4	30,001	33,084	110	509
			787,065 *	728,663 *	93	13,342
IOWA						
District	G	3	792,133 B	789,542 B	100	27,673
KANSAS						
District	G	4	183,683	174,304	95	6,987
Municipal	L	1	488,917 A	449,607 A	92	18,597
State Total			672,600 *	623,911 *	93	25,583
KENTUCKY						
District	L	3	408,822 A	394,435 A	96	10,385
LOUISIANA						
District	G	1	322,432	NA		7,380
City and Parish Justice of the Peace	L	1	708,409	557,310	79	16,215
Mayor's	L	1	NA	NA		
State Total	L	1	NA	NA		
MAINE						
Superior District	G	2	2,106 C	2,220 C	105	169
State Total	L	4	53,221 C	51,995 C		4,277
			55,327 *	54,215 *	98	4,447
MARYLAND						
District	L	1	1,125,683	969,821 A		21,923
MASSACHUSETTS						
District Court	L	2	477,397	211,442 A		7,766
Boston Municipal Court	L	2	6,690 A	6,267 A	94	109
Housing Court	L	2	NJ	NJ		
State Total			484,087 *	217,709 *		7,875
MICHIGAN						
District	L	4	2,913,089	2,826,747	97	29,673
Municipal	L	4	60,534	59,199	98	617
Probate	L	2	NJ	NJ		
State Total			2,973,623	2,885,946	97	30,290
MINNESOTA						
District	G	4	1,435,142 A	1,474,156 A	103	30,371
MISSISSIPPI						
Municipal	L	1	NA	NA		
MISSOURI						
Circuit	G	2	404,321 A	391,453 A	97	7,434
Municipal	L	1	NA	NA		
State Total						

(continued on next page)

TABLE 11: Reported Total State Trial Court Traffic/Other Violation Caseload, 1998 (continued)

State/Court name:	Jurisdiction	Parking	Total traffic filings and qualifying footnotes	Total traffic dispositions and qualifying footnotes	Dispositions as a percentage of filings	Filings per 100,000 total population
MONTANA						
City	L	1	15,104 A	NA		1,715
Justice of the Peace	L	1	39,150 C	NA		4,447
Municipal	L	1	10,531	NA		1,196
State Total			64,785 *			
NEBRASKA						
County	L	1	173,030 A	NA		10,406
NEVADA						
Justice	L	1	NA	NA		
Municipal	L	1	NA	NA		
State Total						
NEW HAMPSHIRE						
District	L	4	64,879	63,676	98	5,475
Municipal	L	4	100	NA		8
State Total			64,979			5,483
NEW JERSEY						
Municipal	L	4	5,329,768	5,904,710	111	65,678
NEW MEXICO						
Magistrate	L	3	90,516	75,010	83	5,211
Metropolitan Ct. of Bernalillo County	L	3	85,548	70,796	83	4,925
Municipal	L	1	NA	NA		
State Total						
NEW YORK						
Criminal Ct. of the City of New York	L	2	309,261 A	273,009 A	88	1,702
District and City	L	4	589,060 A	550,278 A	93	3,241
Town and Village Justice	L	1	NA	NA		
State Total						
NORTH CAROLINA						
District	L	6	1,366,887 C	1,365,264 C	100	18,113
NORTH DAKOTA						
District	G	4	57,395	56,886 A		8,993
Municipal	L	1	63,408 C	NA		9,935
State Total			120,803 *			
OHIO						
Court of Common Pleas	G	2	122,089	115,177	94	1,089
County	L	5	207,591 A	205,889 A	99	1,852
Mayor's	L	1	NA	NA		
Municipal	L	5	1,615,872 A	1,614,468 A	100	14,415
State Total						
OKLAHOMA†						
District	G	2	185,419	177,344	96	5,540
Municipal Court Not of Record	L	1	NA	NA		
Municipal Criminal Court of Record	L	1	NA	NA		
State Total						

(continued on next page)

TABLE 11: Reported Total State Trial Court Traffic/Other Violation Caseload, 1998 (continued)

State/Court name:	Jurisdiction	Parking	Total traffic filings and qualifying footnotes	Total traffic dispositions and qualifying footnotes	Dispositions as a percentage of filings	Filings per 100,000 total population
OREGON						
Circuit	G	2	300,240 A	306,288 A	102	9,148
Justice	L	3	NA	NA		
Municipal	L	3	NA	NA		
State Total						
PENNSYLVANIA						
District Justice	L	4	1,879,438	1,818,255	97	15,660
Philadelphia Municipal	L	2	23,355 B	22,971 B	98	195
Philadelphia Traffic	L	1	496,685 A	301,360 A	61	4,139
Pittsburgh City Magistrates	L	4	340,671 A	NA		2,839
State Total			2,740,149 *			22,832
PUERTORICO						
Court of First Instance	G	2	72,968	73,392	101	1,892
RHODE ISLAND						
District	L	2	NJ	NJ		
Municipal	L	1	NA	NA		
Administrative Adjudication	L	1	164,059	106,512 A		16,597
State Total						
SOUTH CAROLINA						
Family	L	2	NA	NA		
Magistrate	L	4	548,603 A	514,020 A	94	14,302
Municipal	L	4	434,489	432,477	100	11,327
State Total						
SOUTH DAKOTA						
Circuit	G	3	128,655	128,655	100	17,429
TENNESSEE						
Circuit, Criminal, and Chancery	G	2	14,703	13,702	93	271
General Sessions	L	1	NA	NA		
Municipal	L	1	NA	NA		
State Total						
TEXAS						
County-level	L	2	41,822	69,907 B		212
Justice of the Peace	L	4	1,711,092 A	1,527,886 A	89	8,660
Municipal	L	4	6,090,081 A	5,833,140 A	96	30,821
State Total			7,842,995 *	7,430,933 *		39,692
UTAH						
District	G	4	136,605	125,844	92	6,506
Justice	L	4	279,065	262,842	94	13,290
Juvenile	L	2	1,273	1,403	110	61
State Total			416,943	390,089	94	19,857
VERMONT						
District	G	2	957	952	99	162
Traffic/Muni Ordinance	L	4	81,295	80,659	99	13,758
State Total			82,252	81,611	99	13,920
VIRGINIA						
Circuit	G	2	NA	NA		
District	L	4	1,855,886 B	1,861,879 B	100	27,327
State Total						

(continued on next page)

TABLE 11: Reported Total State Trial Court Traffic/Other Violation Caseload, 1998 (continued)

State/Court name:	Jurisdiction	Parking	Total traffic filings and qualifying footnotes	Total traffic dispositions and qualifying footnotes	Dispositions as a percentage of filings	Filings per 100,000 total population
WASHINGTON						
District	L	4	630,960	726,970	115	11,090
Municipal	L	4	1,119,444 A	858,858 A	77	19,676
State Total			1,750,404 *	1,585,828 *	91	30,767
WEST VIRGINIA						
Magistrate	L	2	188,689	167,340	89	10,418
Municipal	L	1	NA	NA		
State Total						
WISCONSIN						
Circuit	G	3	548,485	544,967	99	10,500
Municipal	L	3	NA	506,060 A		
State Total				1,051,027 *		
WYOMING						
County	L	1	75,734 B	94,324 B		15,748
Justice of the Peace	L	1	15,661 A	18,301 C		3,257
Municipal	L	1	NA	NA		
State Total						

NOTE: Parking violations are defined as part of the traffic/other violation caseload. However, states and courts within a state differ in the extent to which parking violations are processed through the courts. A code opposite the name of each court indicates the manner in which parking cases are reported by the court. Qualifying footnotes in Table 11 do not repeat the information provided by the code, and, thus, refer only to the status of the statistics on moving traffic, miscellaneous traffic, and ordinance violations. All state trial courts with traffic/other violation jurisdiction are listed in the table regardless of whether caseload data are available. Blank spaces in the table indicate that a particular calculation, such as the total state caseload, is not appropriate. State total "filings per 100,000 population" may not equal the sum of the filing rates for the individual courts due to rounding.

NA = Data are not available.

JURISDICTION CODES:

G = General Jurisdiction
L = Limited Jurisdiction

PARKING CODES:

- 1 = Parking data are unavailable
- 2 = Court does not have parking jurisdiction
- 3 = Only contested parking cases are included
- 4 = Both contested and uncontested parking cases are included
- 5 = Parking cases are handled administratively
- 6 = Uncontested parking cases are handled administratively; contested parking cases are handled by the court

QUALIFYING FOOTNOTES:

The absence of a qualifying footnote indicates that data are complete.

† Data for Oklahoma District Court are for 1997.

* See the qualifying footnote for each court within the state. Each footnote has an effect on the state's total.

(continued on next page)

TABLE 11: Reported Total State Trial Court Traffic/Other Violation Caseload, 1998 (continued)

A: The following courts' data are incomplete:

Alaska—District Court—Total **traffic/other violation** filed and disposed data do not include some **moving traffic violation** cases and all **ordinance violation** cases.

Delaware—Alderman's Court—Total **traffic/other violation** filed and disposed data do not include **ordinance violation** cases, and are less than 75% complete.

Florida—County Court—Total **traffic/other violation** disposed data do not include reopened cases.

Georgia—Juvenile Court—Total **traffic/other violation** filed and disposed data do not include cases from 11 counties.
—Magistrate Court—Total **traffic/other violation** filed and disposed data do not include any cases from 24 counties, and partial data from 32 counties.

Idaho—Magistrates Division—Total **traffic/other violation** filed and disposed data do not include **parking** cases.

Indiana—City and Town Courts—Total **traffic/other violation** filed and disposed data do not include some **ordinance violation** and some unclassified traffic cases.

Kansas—Municipal Court—Total **traffic/other violation** filed and disposed data do not include **parking** cases.

Kentucky—District Court—Total **traffic/other violation** filed and disposed data do not include **ordinance violation** cases.

Maryland—District Court—Total **traffic/other violation** disposed data do not include **parking** and **ordinance violation** cases.

Massachusetts—District Court—Total **traffic/other violation** disposed data do not include some **ordinance violation**, some **moving traffic**, some **miscellaneous traffic**, and all **juvenile traffic** cases, and are less than 75% complete.
—Boston Municipal Court—Total **traffic/other violation** filed and disposed data do not include some cases reported with **misdeemeanor** caseload.

Minnesota—District Court—Total **traffic/other violation** filed and disposed data do not include **ordinance violation** cases.

Missouri—Circuit Court—Total **traffic/other violation** filed and disposed data do not include those **ordinance violation** cases heard by municipal judges, and are less than 75% complete.

Montana—City Court—Total **traffic/other violation** filed data do not include cases from several courts.

Nebraska—County Court—Total **traffic/other violation** filed and disposed data do not include **ordinance violation** and **parking** cases.

New York—Criminal Court of the City of New York—Total **traffic/other violation** filed and disposed data do not include **moving traffic**, **miscellaneous traffic**, and some **ordinance violation** cases and are less than 75% complete.
—District and City Courts—Total **traffic/other violation** filed and disposed data do not include **ordinance violation** cases.

North Dakota—District Court—Total **traffic/other violation** disposed data do not include **juvenile traffic** cases.

Ohio—County Court—Total **traffic/other violation** filed and disposed data do not include **ordinance violation** cases.
—Municipal Court—Total **traffic/other violation** filed and disposed data do not include **ordinance violation** cases.

Oregon—Circuit Court—Total **traffic/other violation** filed and disposed

data do not include **parking** cases.

Pennsylvania—Philadelphia Traffic Court—Total **traffic/other violation** filed and disposed data do not include **ordinance violation**, **parking**, and **miscellaneous traffic** cases, and are less than 75% complete.

—Pittsburgh City Magistrates Court—Total **traffic/other violation** filed data do not include **ordinance violation** cases.

Rhode Island—Administrative Adjudication Court—Total **traffic/other violation** disposed data are less than 75% complete.

South Carolina—Magistrate Court—Total **traffic/other violation** filed and disposed data do not include **ordinance violation** cases.

Texas—Justice of the Peace Court—Total **traffic/other violation** filed and disposed data represent a reporting rate of 90%.

—Municipal Court—Total **traffic/other violation** filed and disposed data represent a reporting rate of 93%.

Washington—Municipal Court—Total **traffic/other violation** filed and disposed data do not include any cases from 16 courts.

Wisconsin—Municipal Court—Total **traffic/other violation** disposed data represent a reporting rate of 98%.

Wyoming—Justice of the Peace Court—Total **traffic/other violation** filed data do not include cases from one court.

B: The following courts' data are overinclusive:

Alabama—District Court—Total **traffic/other violation** filed data include **DW/DUI** cases.

Colorado—County Court—Total **traffic/other violation** disposed data include **DW/DUI** cases.

Delaware—Court of Common Pleas—Total **traffic/other violation** filed and disposed data include all **criminal** cases.

—Justice of the Peace Court—Total **traffic/other violation** filed and disposed data include **DW/DUI** cases.

—Municipal Court of Wilmington—Total **traffic/other violation** disposed data include **misdeemeanor** and all **DW/DUI** cases.

District of Columbia—Superior Court—Total **traffic/other violation** filed and disposed data include **DW/DUI** cases.

Hawaii—District Court—Total **traffic/other violation** filed and disposed data include some **misdeemeanor** cases.

Iowa—District Court—Total **traffic/other violation** filed and disposed data include some **misdeemeanor** cases.

Pennsylvania—Philadelphia Municipal Court—Total **traffic/other violation** filed and disposed data include **domestic violence** and some **misdeemeanor** cases.

Texas—County-level Court—Total **traffic/other violation** disposed data include some **criminal appeals** cases.

Virginia—District Court—Total **traffic/other violation** filed and disposed data include **DW/DUI** cases.

Wyoming—County Court—Total **traffic/other violation** filed data include reopened **misdeemeanor** and reopened **DW/DUI** cases. Disposed data include all **misdeemeanor** and all **DW/DUI** cases.

(continued on next page)

TABLE 11: Reported Total State Trial Court Traffic/Other Violation Caseload, 1998 (continued)

C: The following courts' data are incomplete and overinclusive:

Alabama—Municipal Court—Total **traffic/other violation** filed and disposed data include **DWI/DUI** data, but do not include **ordinance violation** cases and data from 59 municipalities.

California—Municipal Court—Total **traffic/other violation** filed and disposed data include **DWI/DUI** cases, but do not include some **ordinance violation** cases, and partial data from five courts.

Connecticut—Superior Court—Total **traffic/other violation** filed and disposed data include **DWI/DUI** cases, but do not include **ordinance violation** cases.

Delaware—Municipal Court of Wilmington—Total **traffic/other violation** filed data include most **DWI/DUI** cases, but do not include **ordinance violation** cases.

Georgia—Probate Court—Total **traffic/other violation** filed and disposed data include **DWI/DUI** cases, but do not include data from 59 of 159 counties, partial data from 21 counties, and are less than 75% complete.

—State Court—Total **traffic/other violation** filed and disposed data include some **DWI/DUI** cases, but do not include cases from two courts.

Maine—Superior Court—Total **traffic/other violation** filed and disposed data include **DWI/DUI** and some **criminal appeals** cases, but do not include **ordinance violation** cases.

—District Court—Total **traffic/other violation** filed and disposed data include **DWI/DUI** and some **misdemeanor** cases, but do not include some **ordinance violation** cases. Disposed data also do not include **parking, miscellaneous traffic**, and some **moving traffic** cases, and are less than 75% complete.

Montana—Justice of the Peace Court—Total **traffic/other violation** filed data include some City Court cases, but do not include any data from two courts and partial data from four courts.

North Carolina—District Court—Total **traffic/other violation** filed and disposed data include **DWI/DUI** cases, but do not include some **ordinance violation** cases.

North Dakota—Municipal Court—Total **traffic/other violation** filed data include **DWI/DUI** cases, but do not include **ordinance violation** and **parking** cases, and represent only the ten municipalities with the highest case volume, thus are less than 75% complete.

Wyoming—Justice of the Peace Court—Total **traffic/other violation** disposed data include **misdemeanor** and **DWI/DUI** cases, but do not include data from one court.

TABLE 12: Reported Total State Trial Court Juvenile Caseload, 1998

State/Court name:	Jurisdiction	Point of filing	Total juvenile filings and qualifying footnotes	Total juvenile dispositions and qualifying footnotes	Dispositions as a percentage of filings	Filings per 100,000 juvenile population
ALABAMA						
Circuit	G	A	21,094	21,220	101	1,946
District	L	A	34,997	34,137	98	3,228
State Total			56,091	55,357	99	5,174
ALASKA						
Superior	G	C	3,016	2,152	71	1,569
District	L	I	121	158	131	63
State Total			3,137	2,310	74	1,632
ARIZONA						
Superior	G	C	22,159	20,161	91	1,754
ARKANSAS						
Chancery and Probate	G	C	22,347	23,130	104	3,418
CALIFORNIA						
Superior	G	C	151,489 A	130,965 A	86	1,700
COLORADO						
District, Denver Juvenile, Denver Probate	G	A	26,349	37,062 B		2,532
CONNECTICUT						
Superior	G	F	22,597	25,105	111	2,858
DELAWARE						
Family	L	C	11,669 A	12,213 A	105	6,516
DISTRICT OF COLUMBIA						
Superior	G	B	5,593	6,209	111	5,432
FLORIDA						
Circuit	G	A	166,054	86,136 A		4,691
GEORGIA						
Juvenile	L	A	111,700 A	103,540 A	93	5,523
HAWAII						
Circuit	G	F	24,747	25,366	103	8,295
IDAHO						
District	G	C	3	2	67	1
Magistrates Division	L	C	15,965	15,331	96	4,546
State Total			15,968	15,333	96	4,547
ILLINOIS						
Circuit	G	C	38,574	42,867	111	1,210
INDIANA						
Probate	G	C	1,265	1,307	103	83
Superior and Circuit	G	C	44,023 B	44,762 B	102	2,901
State Total			45,288 *	46,069 *	102	2,985
IOWA						
District	G	A	10,885	NA		1,507
KANSAS						
District	G	C	24,285	20,035	82	3,482

(continued on next page)

TABLE 12: Reported Total State Trial Court Juvenile Caseload, 1998 (continued)

State/Court name:	Jurisdiction	Point of filing	Total juvenile filings and qualifying footnotes	Total juvenile dispositions and qualifying footnotes	Dispositions as a percentage of filings	Filings per 100,000 juvenile population
KENTUCKY						
District	L	C	53,878 B	43,187 B	80	5,452
LOUISIANA						
District	G	C	9,700	NA		814
Family and Juvenile City and Parish	G	C	14,881	11,664	78	1,249
	L	C	12,525	10,174	81	1,051
State Total			37,106			3,114
MAINE						
District	L	C	6,957	7,101	102	2,386
MARYLAND						
Circuit	G	C	37,188	31,164	84	2,889
District	L	C	7,792	7,224	93	605
State Total			44,980	38,388	85	3,494
MASSACHUSETTS						
District Court	L	C	26,570	18,907 B		1,823
Juvenile Court	L	C	22,317	NA		1,531
State Total			48,887			3,354
MICHIGAN						
Probate	L	C	NJ	NJ		
MINNESOTA						
District	G	C	74,144	71,539	96	5,887
MISSISSIPPI						
Chancery	L	C	NA	NA		
County	L	C	NA	NA		
Family	L	C	NA	NA		
State Total						
MISSOURI						
Circuit	G	C	25,559	24,950	98	1,817
MONTANA						
District	G	C	2,946	2,606	88	1,313
NEBRASKA						
County	L	C	6,724	NA		1,509
Separate Juvenile	L	C	4,992	NA		1,120
State Total			11,716			2,629
NEVADA						
District	G	C	NA	NA		
NEW HAMPSHIRE						
District	L	C	9,406	8,649	92	3,150
NEW JERSEY						
Superior	G	F	104,834	105,512	101	5,267
NEW MEXICO						
District	G	C	12,587	15,137	120	2,496

(continued on next page)

TABLE 12: Reported Total State Trial Court Juvenile Caseload, 1998 (continued)

State/Court name:	Jurisdiction	Point of filing	Total juvenile filings and qualifying footnotes	Total juvenile dispositions and qualifying footnotes	Dispositions as a percentage of filings	Filings per 100,000 juvenile population
NEW YORK Family	L	C	111,910	108,246	97	2,485
NORTH CAROLINA District	L	C	41,435	43,601	105	2,158
NORTH DAKOTA District	G	C	12,008	12,517 B		7,384
OHIO Court of Common Pleas	G	E	165,256	163,185	99	5,811
OKLAHOMA† District	G	G	13,144	11,572	88	1,495
OREGON Circuit	G	C	20,605	14,503	70	2,497
PENNSYLVANIA† Court of Common Pleas	G	G	69,104	69,525	101	2,416
PUERTO RICO Court of First Instance	G	C	12,035	10,449	87	1,057
RHODE ISLAND Family	L	C	9,568	6,795 A		4,022
SOUTH CAROLINA Family	L	C	25,168 C	23,967 C	95	2,624
SOUTH DAKOTA Circuit	G	B	6,706	6,694	100	3,337
TENNESSEE General Sessions	L	B	NA	NA		
Juvenile	L	B	105,467	165,387 B		7,921
State Total						
TEXAS District	G	C	32,998 A	32,543 A	99	586
County-level	L	C	7,462 A	7,290 A	98	133
State Total			40,460 *	39,833 *	98	719
UTAH Juvenile	L	C	54,792	57,387	105	7,813
VERMONT Family	G	C	2,304	2,222	96	1,630
VIRGINIA District	L	C	155,925 B	159,617 B	102	9,481
WASHINGTON Superior	G	A	55,009 A	53,173 A	97	3,736
WEST VIRGINIA Circuit	G	C	6,734	6,491	96	1,666

(continued on next page)

TABLE 12: Reported Total State Trial Court Juvenile Caseload, 1998 (continued)

State/Court name:	Jurisdiction	Point of filing	Total juvenile filings and qualifying footnotes	Total juvenile dispositions and qualifying footnotes	Dispositions as a percentage of filings	Filings per 100,000 juvenile population
WISCONSIN Circuit	G	C	28,017	26,565	95	2,074
WYOMING District	G	C	1,615 A	1,643 A	102	1,248

NOTE: All state trial courts with juvenile jurisdiction are listed in the table regardless of whether caseload data are available. Blank spaces in the table indicate that a particular calculation, such as the total state caseload, is not appropriate. State total "filings per 100,000 population" may not equal the sum of the filing rates for the individual courts due to rounding.

NA = Data are not available.

JURISDICTION CODES:

G = General Jurisdiction
L = Limited Jurisdiction

POINT OF FILING CODES:

M = Missing data
I = Data element is inapplicable
A = Filing of complaint
B = At initial hearing (intake)
C = Filing of petition
E = Issuance of warrant
F = At referral
G = Varies

QUALIFYING FOOTNOTES:

The absence of a qualifying footnote indicates that data are complete.

† Data for Oklahoma District Court are for 1997. Data for Pennsylvania Court of Common Pleas are preliminary 1998 data.

* See the qualifying footnote for each court within the state. Each footnote has an effect on the state's total.

A: The following courts' data are incomplete:

- California—Superior Court—Total **juvenile** filed and disposed data do not include partial data from six courts.
- Delaware—Family Court—Total **juvenile** filed and disposed data do not include **status offense** cases.
- Florida—Circuit Court—Total **juvenile** disposed data do not include re-opened cases, and are less than 75% complete.

- Georgia—Juvenile Court—Total **juvenile** filed and disposed data do not include cases from 11 counties.
- Rhode Island—Family Court—Total **juvenile** disposed data do not include **child-victim, miscellaneous juvenile, and some criminal-type juvenile petition** cases.
- Texas—District Court—Total **juvenile** filed and disposed data do not include **child-victim petition** cases.
—County-level Court—Total **juvenile** filed and disposed data do not include **child-victim petition** cases and are less than 75% complete.
- Washington—Superior Court—Total **juvenile** filed and disposed data do not include partial data from one court.
- Wyoming—District Court—Total **juvenile** filed and disposed data do not include cases from one county that did not report.

B: The following courts' data are overinclusive:

- Colorado—District, Denver Juvenile and Denver Probate Court—Total **juvenile** disposed data include **adoption, paternity, and some support/custody** cases.
- Indiana—Superior and Circuit Courts—Total **juvenile** filed and disposed data include some **support/custody** cases.
- Kentucky—District Court—Total **juvenile** filed and disposed data include **paternity** cases.
- Massachusetts—District Court—Total **juvenile** disposed data include all **juvenile traffic** cases.
- North Dakota—District Court—Total **juvenile** disposed data include **juvenile traffic/other violation** cases.
- Tennessee—Juvenile Court—Total **juvenile** disposed data are somewhat inflated. Disposed data are counted by number of actions rather than number of referrals.
- Virginia—District Court—Total **juvenile** filed and disposed data include some **domestic relations** cases.

C: The following courts' data are incomplete and overinclusive:

- South Carolina—Family Court—Total **juvenile** filed and disposed data include **traffic/other violation** cases, but do not include **child-victim petition** cases.

TABLE 13: Mandatory Caseload in State Appellate Courts, 1989-1998

State/Court name:	Number of filings and qualifying footnotes									
	1989	1990	1991	1992	1993	1994	1995	1996	1997	1998
States with one court of last resort and one intermediate appellate court										
ALASKA										
Supreme Court	342	347	356	315	365	469	553	333	286	297
Court of Appeals	404	429	454	383	411	371	371	384	327	336
ARIZONA										
Supreme Court	159 A	92	100	83	94	126	91	77	161	92
Court of Appeals	3,858	4,491	4,746	4,603	3,722	3,340	3,298	3,610	3,607	3,710
ARKANSAS										
Supreme Court	443 C	482 C	534 C	512 C	514 C	567 C	548 C	548 C	562 C	413 C
Court of Appeals	1,079	1,096	1,200	1,021	1,129	1,091	1,141	1,077	1,121	1,485
CALIFORNIA										
Supreme Court	380 A	522	31	36	38	27	30	30	38	33
Courts of Appeal	11,542	13,012	13,024	14,763	14,308	14,267	14,923	15,641	16,881	15,931
COLORADO										
Supreme Court	205	228	202	198	170	162 A	161 A	183 A	179 A	205 A
Court of Appeals	2,012	2,269	2,147	2,201	2,209	2,287	2,179	2,289	2,245	2,410
CONNECTICUT										
Supreme Court	274	281	302	254	158	38	50	58	67	30
Appellate Court	985	1,107	1,091	1,127	1,164	NA	1,227	1,179 B	1,267 B	1,223 B
FLORIDA										
Supreme Court	191	210	232	215	261	102	90	99	100	98
District Cts. of Appeal	13,924	14,386	15,670	16,492	15,799	15,858	18,241	18,542	18,932	17,599
GEORGIA										
Supreme Court	674 B	690	696	706	613	708	655	675	757	681
Court of Appeals	2,361 B	2,384	2,265	2,455	2,601	3,300	3,213	2,967	3,034	2,910
HAWAII										
Supreme Court	650 B	486	688	541	605	610	721	715	695	713
Intermediate Ct. of App.	140	138	123	257	311	295	220	163	132	148
IDAHO										
Supreme Court	366 B	349 B	398 B	400 B	398 B	438 C	432 C	508 C	559 C	500 C
Court of Appeals	221	215	224	308	239	222	371	353	338	300
ILLINOIS										
Supreme Court	153	199	182	860	881	1,226	1,224	1,311	1,297	1,258
Appellate Court	8,139 B	8,191 B	8,785 B	9,126 B	9,116 B	8,889 B	9,010 B	8,982 B	9,301 B	9,481 B
IOWA										
Supreme Court	1,303	1,211	1,355	1,398	1,324	1,538 B	1,506 B	1,491 B	1,574 B	1,548 B
Court of Appeals	678	743	654	684	673	616	742	809	797	753
KANSAS										
Supreme Court	179	165	147	184	201	334	283	271	224	230
Court of Appeals	1,154 B	1,201 B	1,297 B	1,389 B	1,488 B	1,797 B	2,125 B	2,312 B	2,075 B	1,884 B
KENTUCKY										
Supreme Court	304	281	357	316	289	416	398	526	436	444
Court of Appeals	2,712	2,569	2,882	3,040	2,924	2,977	3,305	3,388	3,242	3,080

Number of dispositions and qualifying footnotes

<u>1989</u>	<u>1990</u>	<u>1991</u>	<u>1992</u>	<u>1993</u>	<u>1994</u>	<u>1995</u>	<u>1996</u>	<u>1997</u>	<u>1998</u>
298	349	306	405	303	316	274	627	350	299
431	387	389	457	440	355	355	365	353	358
133 A	162	122	97	88	127	101	91	92	92
3,478	3,659	4,095	4,026	4,815	3,813	3,439	3,815	3,908	3,618
421 C	448 C	508 C	512 C	506 C	556 C	550 C	502 C	544 C	475 C
978	1,016	1,199	1,126	1,064	997	939	1,042	1,315	1,524
46 A	20 A	28	26	25	18	10	14	13	16
13,886	14,584	12,880	16,688	14,574	14,481	14,524	15,024	12,600	19,254
NA	NA	NA	NA	NA	NA	NA	NA	NA	NA
2,193	2,105	2,192	2,335	2,269	2,192	2,156	2,318	2,274	2,231
296	285	301	230	255	NA	NA	NA	NA	299
1,135 B	1,107 B	1,067 B	1,017 B	1,034 B	1,033 B	1,191 B	1,153 B	1,275 B	1,189 B
156	207	216	234	255	134	81	94	135	87
14,073	14,503	15,994	15,766	15,766	16,465	17,663	18,674	19,021	18,078
NA	502	649	776	679	851	775	852	402	808
1,918 B	1,535	1,886	2,498	2,695	3,363	3,379	3,161	3,028	3,425
749 B	571	614	519	318	610	722	644	822	856
138	120	126	171	132	295	158	187	411	315
347 B	369 B	397 B	399 B	416 B	438 C	456 C	487 C	598 C	481 C
231	204	260	277	268	222	265	370	337	336
191	185	137	879	839	1,226	1,227	1,275	1,230	1,160
7,722 B	7,951 B	8,387 B	8,481 B	8,746 B	8,889 B	9,790 B	9,413 B	9,578 B	9,162 B
970 B	947 B	1,110	1,145	1,207	1,240 B	1,273 B	1,312 B	1,073 B	NA
799	662	682	696	660	658	710	788	801	833
290	267	291	272	298	410 B	882 B	861 B	989 B	1,228 B
1,218 B	1,152 B	1,165 B	1,291 B	1,353 B	1,591 B	1,628 B	1,891 B	1,961 B	2,023 B
305	278	324	316	297	408	367	418	457	465
2,438	2,463	2,347	2,836	2,841	2,727	3,175	3,232	3,201	3,408

(continued on next page)

TABLE 13: Mandatory Caseload in State Appellate Courts, 1989-1998 (continued)

State/Court name:	Number of filings and qualifying footnotes									
	1989	1990	1991	1992	1993	1994	1995	1996	1997	1998
LOUISIANA										
Supreme Court	108	82	106	157	175	143	128	146	153	185
Courts of Appeal	3,562	3,835	3,782	4,008	4,007	4,070	3,920	4,092	3,964	4,140
MARYLAND										
Court of Appeals	205 B	261	259	222	253	243	223	246	254	255
Court of Spec. Appeals	1,841	2,006	2,035	1,956	2,031	1,974	2,121	2,042	1,913	1,951
MASSACHUSETTS										
Supreme Judicial Court	75 A	86 A	81 A	90 A	93 A	123 A	125 A	134 A	152 A	152 A
Appeals Court	1,451 B	1,568	1,527	1,871	1,814	2,068	2,095	2,126	2,235	2,329
MICHIGAN										
Supreme Court	4	2	2	5	2	6	1	2	3	10
Court of Appeals	10,951 B	12,340 B	11,825 B	10,159 B	9,270 B	8,054 B	7,591 B	5,782 B	5,006 B	4,503 B
MINNESOTA										
Supreme Court	248	282	269	229	222	208	178	205	171	106
Court of Appeals	1,772	2,157	1,828	2,314	2,337	2,380	2,497	2,353	2,177	2,174
MISSISSIPPI										
Supreme Court	773	961	912	1,025	1,113	1,013	1,063	1,159 B	1,210 B	1,071 B
Court of Appeals	NC	NC	NC	NC	NC	NC	535	643	719	719
MISSOURI										
Supreme Court	227	247	371	257	291	264	272	228	273	220
Court of Appeals	3,659	3,565	3,706	3,826	4,032	4,473	4,405	4,539	4,168	3,842
NEBRASKA										
Supreme Court	1,497 B	1,207 B	834 B	40 B	32 B	69 B	54	60	44	52
Court of Appeals	NC	NC	NC	2,041 B	1,103 B	1,184 B	1,349 B	1,279 B	1,322 B	1,335 B
NEW JERSEY										
Supreme Court	413	387	501	407	389	410	212	205	546	450
Appel. Div. of Superior	6,492 B	7,007	6,569	6,871	6,712	7,148	7,307	7,911	7,509	7,788
NEWMEXICO										
Supreme Court	368	297	310	232	236	234	198	78	102	64
Court of Appeals	777	797	768	756	778	750	819	941	965	966
NORTH CAROLINA										
Supreme Court	109	116	137	112	120	131	119	102	81	84
Court of Appeals	1,378 B	1,408	1,325	1,304	1,329	1,400	1,478	1,470	1,565	1,553
OHIO										
Supreme Court	535	685	592	581	705	812	818	943	891	880
Court of Appeals	10,771	10,721	11,031	11,377	11,010	11,032	11,435	12,455	12,488	11,713
OREGON										
Supreme Court	217	194	197	230	172	201	310	329	326	271
Court of Appeals	3,795	4,584	5,123	5,102	4,410	4,440	4,426	4,466	4,631	4,319
PUERTO RICO										
Supreme Court	NA	NA	NA	NA	NA	NA	209	363	95	54
Court of Appeals	NC	NC	NC	NC	NC	NC	1,425	1,454	1,739	1,553

Number of dispositions and qualifying footnotes

1989	1990	1991	1992	1993	1994	1995	1996	1997	1998
105 3,646	95 3,517	101 3,745	157 4,361	152 4,297	116 4,258	121 4,139	162 4,090	157 3,872	162 4,093
221 B 1,811	244 1,808	243 1,824	240 2,019	222 2,047	212 1,979	223 2,105	182 1,997	190 1,891	251 1,980
NA NA	NA 1,171	NA 1,450	NA 1,214	NA 1,763	104 A 1,709	131 A 1,851	105 1,294	127 A 2,115	122 A 2,097
NA 8,983 B	NA 10,503 B	NA 10,237 B	NA 11,662 B	NA 13,037 B	NA 12,824 B	NA 12,596 B	NA 10,842 B	NA 10,233 B	5 8,682 B
242 1,872	260 2,042	219 1,818	238 2,252	231 2,409	174 2,373	187 2,441	181 2,391	163 2,211	115 1,991
840 NC	944 NC	922 NC	872 NC	718 NC	805 NC	772 535	500 643	894 719	641 776
227 3,331	267 3,568	376 3,440	258 3,641	283 3,786	259 4,302	226 4,285	236 4,349	255 4,515	216 4,281
1,277 B NC	1,022 B NC	1,420 B NC	634 B 886 B	429 B 1,159 B	315 B 895 B	300 B 1,106 B	305 B 1,172 B	305 B 1,111 B	309 B 1,146 B
383 6,531 B	401 6,284	556 6,770	425 6,445	391 6,601	405 6,980	206 7,416	190 7,530	493 7,842	547 7,647
365 A 741 B	313 763 B	386 771 B	NA 751 B	196 838 B	194 936 B	257 827 B	68 894 B	66 925 B	53 925 B
95 1,188 B	102 1,366	119 1,414	128 1,099	89 1,158	110 1,550	134 1,420	134 1,425	129 1,559	98 1,585
457 9,871	531 10,928	648 11,569	627 11,944	594 11,325	819 11,565	701 11,551	915 12,509	827 12,440	1,045 12,239
301 B 3,601	271 B 3,725	257 B 4,558	403 B 5,060	290 B 5,625	296 B 4,592	282 B 4,430	282 B 4,321	263 B 4,474	278 B 4,790
NA NC	NA NC	NA NC	NA NC	NA NC	NA NC	212 586	341 948	183 1,442	91 1,615

(continued on next page)

TABLE 13: Mandatory Caseload in State Appellate Courts, 1989-1998 (continued)

State/Court name:	Number of filings and qualifying footnotes									
	1989	1990	1991	1992	1993	1994	1995	1996	1997	1998
SOUTH CAROLINA										
Supreme Court	463	602	339	587	417	443	301	275	355	2,033 *
Court of Appeals	448	370	425	383	585	461	680	756	907	965
UTAH										
Supreme Court	498 B	566 B	553 B	553 B	592 B	631 B	584 B	558 B	616 B	577 B
Court of Appeals	764 B	629 B	755 B	865 B	830 B	785 B	838 B	842 B	741 B	711 B
VIRGINIA										
Supreme Court	NA	13	20	63	82	71	59	88	58	127
Court of Appeals	443	464	490	678	600	663	772	839	712	640
WASHINGTON										
Supreme Court	101 B	148 B	137 B	126 B	146 B	113 B	111 B	111 B	94 B	75
Court of Appeals	3,222	3,653	3,789	3,693	3,396	3,503	3,663	3,678	3,618	3,974
WISCONSIN										
Supreme Court	NJ	NJ	NJ	NJ	NJ	NJ	NJ	NJ	NJ	NJ
Court of Appeals	2,355	2,853 B	2,970 B	3,187 B	3,290 B	3,345 B	3,532 B	3,628 B	3,763 B	3,577 B
States with no intermediate appellate court										
DELAWARE										
Supreme Court	517 B	483 B	473 B	530 B	542 B	488 B	530 B	532 B	551 B	554 B
DISTRICT OF COLUMBIA										
Court of Appeals	1,515	1,650	1,567	1,643	1,724	1,689	1,832	2,008	2,076	1,943
MAINE										
Supreme Judicial Court	540 C	622 C	646 C	569 C	654 C	1,038 B	988 B	841 B	724 B	778 B
MONTANA										
Supreme Court	627 A	633 A	636 A	533 A	521 A	633 A	521 A	731 A	729 A	587 A
NEVADA										
Supreme Court	997	1,089	1,080	1,129	1,138	1,256	1,350	1,911	1,835	1,943
NEW HAMPSHIRE										
Supreme Court	NJ	NJ	NJ	NJ	NJ	NJ	NJ	NJ	NJ	NJ
NORTH DAKOTA										
Supreme Court	397	429	456	377	403	360	403	367	387	360
RHODE ISLAND										
Supreme Court	455	465	445	413	449	463	477	406	476	411
SOUTH DAKOTA										
Supreme Court	387 B	403 B	366 B	354 B	386 B	351 B	358 B	412 B	367 B	403 B
VERMONT										
Supreme Court	619	590	542	610	622	634	640	633	558	557
WEST VIRGINIA										
Supreme Court of Appeals	NJ	NJ	NJ	NJ	NJ	NJ	NJ	NJ	NJ	NJ

Number of dispositions and qualifying footnotes

<u>1989</u>	<u>1990</u>	<u>1991</u>	<u>1992</u>	<u>1993</u>	<u>1994</u>	<u>1995</u>	<u>1996</u>	<u>1997</u>	<u>1998</u>
537 B 377	537 B 367	560 B 374	544 B 420	572 B 602	503 B 515	557 B 523	436 B 694	NA 886	2,159 • 895
642 B 785 B	556 B 691 B	560 B 725 B	675 B 799 B	718 B 847 B	478 B 887 B	584 B 848 B	604 B 748 B	632 B 805 B	561 B 805 B
NA NA	13 NA	13 NA	58 NA	66 NA	77 635	61 725	73 876	70 886	87 616
127 B 2,902	139 B 3,086	159 B 2,991	136 B 3,493	131 B 3,350	143 B 3,530	102 B 3,545	109 B 3,725	100 B 4,364	107 B 3,687
NJ 2,414	NJ 2,612 B	NJ 2,955 B	NJ 2,942 B	NJ 3,226 B	NJ 3,262 B	NJ 3,465 B	NJ 3,638 B	NJ 3,679 B	NJ 3,777 B
480 B 1,598	553 B 1,798	439 B 1,727	549 B 1,474	552 B 1,655	482 B 1,566	495 B 1,482	535 B 1,783	537 B 2,129	582 B 1,901
517 C 618 A	618 C 624 A	590 C 578 A	571 C 437 A	544 C 441 A	818 B 540 A	732 B 543 A	800 B 493 A	769 B 673 A	833 B 505 A
1,047	1,057	1,035	987	943	1,131	1,078	1,370	1,471	2,299
NJ	NJ	NJ	NJ	NJ	NJ	NJ	NJ	NJ	NJ
381	439	408	414	382	383	371	384	389	356
396	476	472	421	400	427	410	403	488	448
484 B	434 B	428 B	341 B	425 B	406 B	461 B	461 B	504 B	397 B
624	685	656	612	673	610	632	671	619	563
NJ	NJ	NJ	NJ	NJ	NJ	NJ	NJ	NJ	NJ

(continued on next page)

TABLE 13: Mandatory Caseload in State Appellate Courts, 1989-1998 (continued)

State/Court name:	Number of filings and qualifying footnotes									
	1989	1990	1991	1992	1993	1994	1995	1996	1997	1998
WYOMING										
Supreme Court	321	314	301	302	306	335	345	357	380	381
States with multiple appellate courts at any level										
ALABAMA										
Supreme Court	806	867	1,028	741	737	1,158	879	830	811	889
Court of Civil Appeals	556	651	770	738	830	906	1,167	1,530	1,447	1,437
Court of Criminal Appeals	2,132	2,042	1,953	2,027	2,094	2,260	2,490	2,364	2,472	2,573
INDIANA										
Supreme Court	336	199	210	154	231	224	231	284	287	279
Court of Appeals	1,516	1,966	1,779	1,752	1,872	1,867	1,803	2,126	2,071	2,140
Tax Court	71	63	69	110	101	288	135	186	205	207
NEW YORK										
Court of Appeals	330	302	289	280	NA	502	499	451	432	350
Appellate Division of Supreme Court	11,338 B	10,577 B	10,339 B	11,187 B	10,236 B	10,788 B	10,851 B	11,450 B	11,676 B	11,761 B
Appellate Term of Supreme Court	2,461 B	2,245 B	2,201 B	2,092 B	2,502 B	2,209 B	2,371 B	2,455 B	2,136 B	2,121 B
OKLAHOMA										
Supreme Court	862	1,033	732	1,509	1,458	1,442	1,417	1,411	1,514	1,339
Court of Civil Appeals	1,373	1,323	1,184	1,143	1,495	1,249	1,213	1,117	581	499
Court of Criminal Appeals	1,192 B	1,445 B	1,244 B	1,268	1,268	1,571	1,367	1,514	1,742	1,581
PENNSYLVANIA										
Supreme Court	94	225	97	270	289	365	307	447	429	547
Commonwealth Court	3,115 A	3,491 A	3,774 A	3,571 A	4,208 A	4,380 A	4,939 A	4,594 A	4,453 A	5,603 A
Superior Court	6,040 B	6,291	6,743	7,121	6,964	7,554	7,606	7,817	9,001	8,000 A
TENNESSEE										
Supreme Court	161	107	192	239	271	314 B	307 B	400 B	400 B	349 B
Court of Appeals	889	980	961	1,046	1,050	1,103 B	1,106 B	1,152 B	1,117 B	1,087 B
Court of Criminal Appeals	994	1,002	899	1,007	1,007	1,167 B	1,088 B	1,338 B	1,374 B	1,165 B
TEXAS										
Supreme Court	3	3	2	7	2	13	0	9	5	14
Court of Criminal Appeals	3,504	2,281	2,189	2,751	2,870	3,590	4,232	4,963	6,287	7,910
Courts of Appeals	8,813	8,062	8,563	10,722	9,420	9,297	9,734	10,742	10,754	11,566

Number of dispositions and qualifying footnotes

1989	1990	1991	1992	1993	1994	1995	1996	1997	1998
363	287	300	331	306	282	387	318	344	359
1,104	1,248	1,248	782	757	1,154	1,005	830	819	840
528	641	673	691	761	823	1,949	1,348	1,572	1,458
1,927	1,904	2,243	2,127	2,110	2,096	2,400	2,331	2,323	2,701
418	259	245	160	228	220	226	266	289	273
1,334	1,657	2,162	1,744	1,592	1,864	1,838	1,934	1,763	2,246
70	85	43	76	77	123	252	121	152	155
295	287	293	306	296	249	340	295	260	198
14,534 B	12,540 B	12,885 B	11,854 B	12,475 B	13,508 B	18,831 B	19,200 B	18,874 B	19,227 B
2,034 B	2,179 B	2,235 B	2,157 B	1,998 B	2,091 B	2,356 B	2,401 B	2,367 B	2,064 B
NA	NA	NA	1,841	1,700	1,739	1,483	1,672	1,494	1,625
1,337	1,038	1,123	1,399	1,260	1,360	1,267	1,143	679	737
773	774	814	1,320	1,388	1,625	1,808	1,806	1,670	1,674
NA	NA	NA	441	304	348	446	683	676	802
3,973 B	3,519 B	3,551 B	3,558 B	3,837 B	4,267 B	4,681 B	4,043 B	4,996 B	5,491 B
6,218 B	6,079	6,514	6,428	7,417	6,791	7,558	7,693	7,825	8,168
NA	NA	NA	NA	NA	391 B	418 B	499 B	397 B	392 B
1,015 B	924	932	954	1,069	1,021 B	1,201 B	1,047 B	1,108 B	1,102 B
794 B	843 B	923 B	1,101	863	937 B	1,099 B	1,015 B	1,164 B	1,542 B
1	3	2	6	3	13	0	8	5	10
3,806	2,487	2,273	2,482	2,723	3,628	4,782	4,555	6,156	6,488
8,416	8,134	8,091	9,281	9,654	9,543	9,649	10,164	11,249	11,736

(continued on next page)

TABLE 13: Mandatory Caseload in State Appellate Courts, 1989-1998 (continued)

COURT TYPE:

COLR = Court of last resort
 IAC = Intermediate appellate court

NOTE:

NA = Indicates that the data are unavailable.
 NC = Indicates that the court did not exist during that year.
 NJ = Indicates that the court does not have jurisdiction.

* Alaska—Court of Appeals—Data problem in 1995. The 1994 numbers are repeated again in 1995.

* Connecticut—Supreme Court—Mandatory filings were counted differently starting in 1994.

* South Carolina—Supreme Court—Mandatory filings were counted differently starting in 1997.

QUALIFYING FOOTNOTES:

An absence of a qualifying footnote indicates that the data are complete.

A: The following courts' data are incomplete:

- Arizona—Supreme Court—Data for 1989 do not include **mandatory judge disciplinary** cases.
- California—Supreme Court—Filed data for 1989 and disposed data for 1988-1990 do not include **judge disciplinary** cases.
- Colorado—Supreme Court—Filed data for 1994-1998 do not include some **mandatory disciplinary cases** and some **mandatory interlocutory decisions**.
- Massachusetts—Supreme Judicial Court—Data for 1989-1998 do not include **attorney disciplinary** and other cases filed in the "Single Justice" side of the court.
- Montana—Supreme Court—Data for 1989 do not include **advisory opinions** and some **original proceedings**. Data for 1990-1998 do not include **administrative agency, advisory opinions, and original proceedings** disposed.
- New Mexico—Supreme Court—Disposed data for 1989 do not include **criminal or administrative agency** cases.
- Pennsylvania—Commonwealth Court—Filed data for 1989 do not include transfers from the Superior Court and Court of Common Pleas. Filed data for 1990-1996 also do not include some **original proceedings** and some **administrative agency appeals**.

B: The following courts' data are overinclusive:

- Connecticut—Appellate Court—Disposed data for 1989-1998 include **discretionary dispositions**.
- Delaware—Supreme Court—Data for 1989-1998 include some **discretionary petitions** and filed data for 1989-1998 include **discretionary petitions** that were **granted**.
- Georgia—Supreme Court—Total **mandatory** filed data for 1989 include some **discretionary petitions** that were **granted** and refiled as appeals.
 —Court of Appeals—Total **mandatory** data for 1989 include all **discretionary petitions** that were **granted** and refiled as appeals.
- Hawaii—Supreme Court—Data for 1989 include some **discretionary petitions granted**.

- Idaho—Supreme Court—Data for 1989-1993 include **discretionary petitions** that were **granted**.
- Illinois—Appellate Court—Data for 1989-1998 include all **discretionary petitions**.
- Iowa—Supreme Court—Disposed data for 1989-1990 include some **discretionary petitions** that were dismissed by the court. Data for 1994-1998 include **discretionary original proceedings and discretionary administrative agency cases granted** review and disposed.
- Kansas—Supreme Court—Disposed data for 1994-1998 include all **discretionary petitions**.
 —Court of Appeals—Filed data for 1989-1998 include a few **discretionary petitions** that were **granted**. Disposed data for 1989-1998 include all **discretionary petitions**.
- Maine—Supreme Judicial Court—Data for 1994-1998 include **discretionary petitions**.
- Maryland—Court of Appeals—Data for 1989 include **discretionary petitions** that were **granted**, and refiled as appeals.
- Massachusetts—Appellate Court—Filed data for 1989 include all **discretionary petitions**.
- Michigan—Court of Appeals—Data for 1989-1998 include **discretionary petitions**.
- Mississippi—Supreme Court—Filed data for 1996-1998 include all **discretionary petitions**.
- Nebraska—Supreme Court—Filed data for 1989-1994 include **discretionary petitions**. Disposed data for 1989-1998 include **discretionary petitions**.
 —Court of Appeals—Data for 1992-1998 include **discretionary petitions**.
- New Jersey—Appellate Division of Superior Court—Data for 1989 include all **discretionary petitions** that were **granted**.
- New Mexico—Court of Appeals—Disposed data for 1989-1998 include **interlocutory decisions**.
- New York—Appellate Divisions and Terms of Supreme Court—Data for 1989-1998 include all **discretionary petitions**.
- North Carolina—Court of Appeals—Mandatory data for 1989 include some **discretionary petitions** that were **granted** and refiled as appeals. Data include some cases where relief, not review, were granted.
- Oklahoma—Court of Criminal Appeals—Data for 1989-1991 include all **discretionary petitions**.
- Oregon—Supreme Court—Disposed data for 1989-1998 include all **discretionary petitions** that were **granted**.
- Pennsylvania—Superior Court—Data for 1989 include all **discretionary petitions disposed** that were **granted**.
 —Commonwealth Court—Disposed data for 1989-1998 include some **discretionary petitions**.
- South Carolina—Supreme Court—Disposed data for 1989-1998 include **discretionary petitions**.
- South Dakota—Supreme Court—Data for 1989-1998 include **discretionary advisory opinions**.
- Tennessee—Supreme Court—Data for 1994-1998 include **discretionary petitions** that were **granted**.
 —Court of Appeals—Disposed data for 1989 include **discretionary petitions**. Data for 1994-1998 include **discretionary petitions** that were **granted**.
 —Court of Criminal Appeals—Disposed data for 1989-1991 include all **discretionary petitions**. Data for 1994-1998 include **discretionary petitions** that were **granted**.
- Utah—Supreme Court—Data for 1989-1998 include all **discretionary petitions**.

(continued on next page)

TABLE 13: Mandatory Caseload in State Appellate Courts, 1989-1998 (continued)

—Court of Appeals—Data for 1989-1998 include all **discretionary petitions**.

Washington—Supreme Court—Data for 1989-1998 include some **discretionary petitions**.

Wisconsin—Court of Appeals—Data for 1990-1998 include **discretionary interlocutory decisions**.

C: The following courts' data are both incomplete and overinclusive:

Arkansas—Supreme Court—Data for 1989-1998 include some **discretionary petitions**, but do not include **mandatory attorney disciplinary cases** and **mandatory advisory opinions**.

Idaho—Supreme Court—Data for 1994-1998 include **discretionary petitions** that were **granted**, but do not include **interlocutory decisions** or **advisory opinions**.

Maine—Supreme Judicial Court Sitting as Law Court—1989-1993 data include **discretionary petitions**, but do not include **mandatory disciplinary** and **advisory opinion** cases.

TABLE 14: Discretionary Petitions in State Appellate Courts, 1989-1998

State/Court name:	Number of filings and qualifying footnotes									
	1989	1990	1991	1992	1993	1994	1995	1996	1997	1998
States with one court of last resort and one intermediate appellate court										
ALASKA										
Supreme Court	251	231	256	253	226	199	200	185	200	238
Court of Appeals	62	61	60	63	50	51	51	48	59	43
ARIZONA										
Supreme Court	1,004 B	1,044 B	1,082	1,123	1,309	1,221	1,304	1,594	1,820	1,366
Court of Appeals	52	83	113	185	205	198	201	188	218	151
ARKANSAS										
Supreme Court	NA	NA	NA	NA	NA	NA	NA	NA	877	877
Court of Appeals	NJ	NJ	NJ	NJ	NJ	NJ	NJ	NJ	NJ	NJ
CALIFORNIA										
Supreme Court	4,214	4,622	4,992	5,367	5,810	6,758	6,299	6,808	7,563	8,627
Courts of Appeal	6,966	7,236	7,025	6,865	7,163	7,119	7,403	8,069	8,879	9,116
COLORADO										
Supreme Court	993	1,072	1,063	1,115	1,081	1,115	1,197	1,218	1,332	1,317
Appellate Court	NJ	NJ	NJ	NJ	NJ	NJ	NJ	NJ	NJ	NJ
CONNECTICUT										
Supreme Court	204	196	207	218	NA	120	274	363	453	472
Appellate Court	105	109	95	80	NA	59	NA	NA	NA	NA
FLORIDA										
Supreme Court	1,562	1,710	1,754	1,629	1,681	1,868	2,085	2,428	2,394	2,404
District Courts of Appeal	2,259	2,457	2,591	2,644	2,883	3,123	3,455	3,580	3,579	4,057
GEORGIA										
Supreme Court	1,101	1,079	1,085	1,078	1,179	1,246	1,399	1,257	1,362	1,226
Court of Appeals	809	794	450	957	925	611	419	483	479	455
HAWAII										
Supreme Court	42	43	32	55	48	38	23	32	86	92
Intermediate Ct. of Ap.	NJ	NJ	NJ	NJ	NJ	NJ	NJ	NJ	NJ	NJ
IDAHO										
Supreme Court	91	77	93	92	101	127	96	127	107	90
Court of Appeals	NJ	NJ	NJ	NJ	NJ	NJ	NJ	NJ	NJ	NJ
ILLINOIS										
Supreme Court	1,558	1,582	1,673	1,887	1,572	1,895	2,121	2,374	2,308	2,309
Appellate Court	NA	NA	NA	NA	NA	NA	NA	NA	NA	NA
IOWA										
Supreme Court	NA	NA	NA	NA	NA	NA	NA	NA	NA	NA
Court of Appeals	NJ	NJ	NJ	NJ	NJ	NJ	NJ	NJ	NJ	NJ
KANSAS										
Supreme Court	526	461	500	495	508	525	566	604	786	1,019
Court of Appeals	NA	NA	NA	NA	NA	NA	NA	NA	NA	NA
KENTUCKY										
Supreme Court	748 A	753 A	788 A	664	771	724	806	707	751	779
Court of Appeals	89	59	314	81	114	108	105	102	105	106

Number of dispositions and qualifying footnotes

<u>1989</u>	<u>1990</u>	<u>1991</u>	<u>1992</u>	<u>1993</u>	<u>1994</u>	<u>1995</u>	<u>1996</u>	<u>1997</u>	<u>1998</u>
243	235	241	271	241	212	199	176	206	215
56	64	66	60	52	56	56	51	66	48
995 B	1,006 B	1,061	1,074	1,237	1,220	1,354	1,555	1,500	1,175
53	56	99	156	177	180	260	193	205	172
NA	NA	NA	NA	NA	NA	NA	NA	799	424
NJ	NJ	NJ	NJ	NJ	NJ	NJ	NJ	NJ	NJ
4,442	4,442	4,907	5,440	5,775	6,783	6,554	6,524	7,406	8,219
7,070	7,438	7,266	5,727	7,216	7,290	7,531	8,146	NA	9,496
1,215 B	1,261 B	1,326 B	1,286 B	1,261 B	1,290 B	1,316 B	1,369	1,432	1,561
NJ	NJ	NJ	NJ	NA	NJ	NJ	NJ	NJ	NJ
NA	155	NA	NA	NA	255	238	238	NA	260
NA	46	NA	NA	NA	NA	NA	NA	NA	NA
1,389	1,639	1,800	1,656	1,676	1,931	2,017	2,448	2,238	2,365
1,893	2,297	2,421	2,404	2,703	2,745	3,326	3,352	3,221	3,475
1,885 B	1,559 B	986 B	854	983	992	1,398	1,257	1,330	1,545
706	794	386	957	919	559	595	502	481	455
45	43	32	50	49	42	22	32	86	88
NJ	NJ	NJ	NJ	NJ	NJ	NJ	NJ	NJ	NJ
88	86	79	107	94	112	114	125	105	82
NJ	NJ	NJ	NJ	NJ	NJ	NJ	NJ	NJ	NJ
1,484	1,498	1,551	1,808	1,499	1,793	2,193	2,118	2,247	2,200
NA	NA	NA	NA	NA	NA	NA	NA	NA	NA
303 A	311 A	501 A	184 A	159 A	186 A	183 A	171	NA	NA
NJ	NJ	NJ	NJ	NJ	NJ	NJ	NJ	NJ	NJ
NA	NA	NA	NA	NA	NA	NA	NA	NA	NA
NA	NA	NA	NA	NA	NA	NA	NA	NA	NA
640 A	718 A	702 A	731	725	735	678	700	720	749
89	76	315	62	118	103	109	116	101	106

(continued on next page)

TABLE 14: Discretionary Petitions in State Appellate Courts, 1989-1998 (continued)

State/Court name:	Number of filings and qualifying footnotes									
	1989	1990	1991	1992	1993	1994	1995	1996	1997	1998
LOUISIANA										
Supreme Court	2,776	2,684	2,298	3,181	3,021	3,028	3,000	2,955	3,068	3,038
Courts of Appeal	4,189	3,980	4,844	4,926	4,773	5,084	5,373	5,426	6,134	6,375
MARYLAND										
Court of Appeals	598	626	646	658	765	688	772	745	683	707
Court of Spec. Appeals	230	204	254	193	332	350	509	378	436	428
MASSACHUSETTS										
Supreme Judicial Court	592 A	444 A	501 A	563 A	670 A	684 A	753 A	728	768	980
Appeals Court	959	916	950	969	996	1,016	988	945	NA	944
MICHIGAN										
Supreme Court	2,805	2,507	2,233	2,422	2,747	3,182	3,172	2,768	2,844	2,426
Court of Appeals	NA	NA	NA	2,801	2,845	2,668	2,768	3,325	3,407	3,469
MINNESOTA										
Supreme Court	711	662	703	767	733	774	785	743	741	680
Court of Appeals	295	312	482	68	66	76	51	65	51	65
MISSISSIPPI										
Supreme Court	43	64	80	65	69	60	84	NA	NA	NA
Court of Appeals	NC	NC	NC	NC	NC	NC	NJ	NA	NA	NA
MISSOURI										
Supreme Court	857	809	710	771	734	781	791	690	645	586
Court of Appeals	NJ	NJ	NJ	NJ	NJ	NJ	NJ	NJ	NJ	NJ
NEBRASKA										
Supreme Court	NA	NA	NA	NA	NA	192	347	240	282	374
Court of Appeals	NC	NC	NC	NA	NA	NA	NJ	NJ	NJ	NJ
NEW JERSEY										
Supreme Court	1,482 A	1,217 A	2,907	2,881	2,770	2,953	3,038	3,060	3,340	3,248
Appellate Div. of Super.	NA	NA	NA	NA	NA	0	0	0	0	0
NEW MEXICO										
Supreme Court	366	414	364	504	453	629	613	649	650	736
Court of Appeals	44	46	49	53	33	56	51	55	48	44
NORTH CAROLINA										
Supreme Court	447	626	492	388	341	489	471	502	544	547
Court of Appeals	385	451	415	356	361	390	428	462	523	582
OHIO										
Supreme Court	1,686	1,872	1,984	2,065	1,932	1,957	1,861	1,945	1,839	1,848
Court of Appeals	NJ	NJ	NJ	NJ	NJ	NJ	NJ	NJ	NJ	NJ
OREGON										
Supreme Court	709	791	845	882	873	801	768	736	918	962
Court of Appeals	NJ	NJ	NJ	NJ	NJ	NJ	NJ	NJ	NJ	NJ
PUERTO RICO										
Supreme Court	NA	NA	NA	NA	NA	NA	1,038	393	627	1,047
Circuit Court of Appeals	NC	NC	NC	NC	NC	NC	1,076	1,200	2,042	2,276

Number of dispositions and qualifying footnotes

1989	1990	1991	1992	1993	1994	1995	1996	1997	1998
2,633	2,870	3,084	3,003	2,832	2,747	2,758	3,401	3,400	3,230
4,138	3,945	4,440	4,842	4,659	4,991	5,325	5,502	6,351	6,610
543	608	659	640	767	676	708	769	784	707
230	204	254	193	332	254	509	378	436	446
NA	NA	NA	NA	NA	689	734	728	768	794
NA	916	950	969	996	1,016	988	945	NA	944
2,453 B	2,755	2,444	2,665	2,516	2,733 B	2,799 B	2,898	2,736	2,987
NA	NA	NA	NA	NA	NA	NA	NA	NA	NA
683	679	627	773	628	768	747	770	721	NA
283	306	395	67	53	75	54	65	51	54
32	59	76	69	38	60	73	297	NA	NA
NC	NC	NC	NC	NC	NC	NJ	NA	NA	NA
871	823	703	773	712	769	776	668	522	581
NJ	NJ	NJ	NJ	NJ	NJ	NJ	NJ	NJ	NJ
NA	NA	NA	NA	NA	NA	NA	NA	NA	NA
NC	NC	NC	NJ	NJ	NJ	NJ	NJ	NJ	NJ
1,472 A	1,200 A	2,941	2,982	2,806	2,858	2,958	3,070	3,311	3,343
NA	NA	NA	NA	NA	0	0	0	0	0
344	402	334	NA	436	616	632	641	650	692
NA	NA	9	5	0	0	NA	NA	NA	NJ
397	601	498	396	317	464	470	443	556	500
385	431	415	356	307	379	376	401	459	523
1,372	1,413	1,956	1,859	1,700	1,861	1,698	1,831	1,759	1,663
NJ	NJ	NJ	NJ	NJ	NJ	NJ	NJ	NJ	NJ
733	707	773	726	797	736	732	732	684	929
NJ	NJ	NJ	NJ	NJ	NJ	NJ	NJ	NJ	NJ
NA	NA	NA	NA	NA	NA	1,220	487	631	879
NC	NC	NC	NC	NC	NC	670	1,041	1,594	2,524

(continued on next page)

TABLE 14: Discretionary Petitions in State Appellate Courts, 1989-1998 (continued)

State/Court name:	Number of filings and qualifying footnotes									
	1989	1990	1991	1992	1993	1994	1995	1996	1997	1998
SOUTH CAROLINA										
Supreme Court	43 A	61	95	62	74	50	61	197	646 *	977
Court of Appeals	NJ	NJ	NJ	NJ	NJ	NJ	NJ	NJ	NJ	NJ
UTAH										
Supreme Court	36	48	33	60	45	136	NA	NA	NA	NA
Court of Appeals	NA	NA	NA	NA	NA	NA	NA	NA	NA	NA
VIRGINIA										
Supreme Court	1,573	1,775	1,936	1,908	1,854	2,169	2,285	1,546	2,671	2,576
Court of Appeals	1,523	1,570	1,853	1,933	1,990	1,989	2,259	2,379	2,337	2,371
WASHINGTON										
Supreme Court	821 A	891 A	881 A	1,020 A	1,054 A	1,142 A	1,073 A	1,135 A	1,268 A	1,146 A
Court of Appeals	318	351	355	400	358	399	455	504	430	442
WISCONSIN										
Supreme Court	896	842	992	972	1,156	1,158	1,123	1,217	1,124	1,189
Court of Appeals	191	NA	NA	NA	NA	NA	NA	NA	NA	NA
States with no intermediate appellate court										
DELAWARE										
Supreme Court	6 A	1 A	0	0	0	0	0	0	0	0
DISTRICT OF COLUMBIA										
Court of Appeals	49	45	36	44	21	18	16	28	23	25
MAINE										
Supreme Judicial Court	NA	NA	NA	NA	NA	NA	NA	NA	NA	NA
MONTANA										
Supreme Court	6	NA	NA	94	138	111	67	101	NA	144
NEVADA										
Supreme Court	NJ	NJ	NJ	NJ	NJ	NJ	NJ	NJ	NJ	NJ
NEW HAMPSHIRE										
Supreme Court	567	627	597	774	864	880	892	850	915	839
NORTH DAKOTA										
Supreme Court	0	NA	NA	NA	NA	25	26	28	15	20
RHODE ISLAND										
Supreme Court	179	177	201	268	288	297	285	268	210	212
SOUTH DAKOTA										
Supreme Court	39 A	49 A	31 A	28 A	40 A	57 A	67 A	53 A	56 A	54 A
VERMONT										
Supreme Court	34	32	36	26	27	23	35	20	24	25
WEST VIRGINIA										
Supreme Court of Appeals	1,644	1,623	3,180	2,357	2,113	2,442	2,691	3,099	3,114	3,415

Number of dispositions and qualifying footnotes

1989	1990	1991	1992	1993	1994	1995	1996	1997	1998
NA	NA	NA	NA	NA	NA	NA	NA	1,239	732
NJ	NJ	NJ	NJ	NJ	NJ	NJ	NJ	NJ	NJ
NA	NA	NA	NA	NA	106	NA	NA	NA	NA
NA	NA	NA	NA	NA	NA	NA	NA	NA	NA
1,800	1,610	1,295	1,530	1,446	1,763	2,260	2,382	2,619	2,769
1,777	2,140	2,308	2,380	2,491	2,184	2,505	2,460	2,306	2,303
829 A	883 A	862 A	943 A	1,058 A	1,145 A	1,044 A	1,076 A	1,180 A	1,236
305	354	270	361	374	368	385	460	499	464
802	728	905	720	888	991	1,008	1,181	1,142	1,177
148	NA	NA	NA	NA	NA	NA	NA	NA	NA
5 A	0	0	0	0	0	0	0	0	0
49	45	36	44	46	21	13	22	26	19
NA	NA	NA	NA	NA	NA	NA	NA	NA	NA
NA	NA	NA	84	117	79	81	186	NA	128
NJ	NJ	NJ	NJ	NJ	NJ	NJ	NJ	NJ	NJ
532	567	543	515	662	793	875	857	907	767
0	NA	NA	NA	NA	25	26	31	17	17
169	197	188	255	292	260	304	302	219	234
NA	NA	NA	NA	NA	NA	NA	NA	NA	NA
35	36	33	27	26	24	33	23	23	24
1,735	1,586	2,675	2,598	2,100	2,312	2,098	2,583	3,085	3,488

(continued on next page)

TABLE 14: Discretionary Petitions in State Appellate Courts, 1989-1998 (continued)

State/Court name:	Number of filings and qualifying footnotes									
	1989	1990	1991	1992	1993	1994	1995	1996	1997	1998
WYOMING										
Supreme Court	NJ	NJ	NJ	NJ	NJ	NJ	NJ	NJ	NJ	NJ
States with multiple appellate courts at any level										
ALABAMA										
Supreme Court	806	867	1,028	741	737	708	797	915	956	967
Court of Civil Appeals	NJ	NJ	NJ	NJ	NJ	NJ	NJ	NJ	NJ	NJ
Court of Criminal Appeals	NJ	NJ	NJ	NJ	NJ	NJ	NJ	NJ	NJ	NJ
INDIANA										
Supreme Court	565	690	822	731	604	672	818	817	711	733
Court of Appeals	81	112	93	124	NA	NA	NA	NA	NA	NA
Tax Court	NJ	NJ	NJ	NJ	NJ	NJ	NJ	NJ	NJ	NJ
NEWYORK										
Court of Appeals	4,411	4,499	4,420	4,260	4,489	4,588	4,861	4,582	4,647	4,466
Appellate Div.	NA	NA	NA	NA	NA	NA	NA	NA	NA	NA
Appellate Terms	NA	NA	NA	NA	NA	NA	NA	NA	NA	NA
OKLAHOMA										
Supreme Court	443	446	388	570	507	512	578	507	436	1,841
Court of Appeals	NJ	NJ	NJ	NJ	NJ	NJ	NJ	NJ	NJ	NJ
Court of Criminal Appeals	NA	NA	NA	NA	NA	NA	NA	NA	NA	NA
PENNSYLVANIA										
Supreme Court	2,227	3,645	3,456	3,412	2,734	2,695	3,009	2,870	2,890	3,113
Commonwealth Court	29	36	128	31	29	151	172	110	997	NA
Superior Court	NJ	NJ	NJ	NJ	NJ	NJ	NJ	NJ	NJ	NJ
TENNESSEE										
Supreme Court	820	731	775	834	782	828	903	859	954	1,134
Court of Appeals	103	109	131	149	259	264	242	273	233	288
Court of Criminal Appeals	67	55	71	90	165	174	166	175	136	NA
TEXAS										
Supreme Court	1,126	1,206	1,283	1,462	1,441	1,394	1,407	1,340	1,373	1,829
Court of Criminal Appeals	1,792	1,380	1,340	1,691	1,610	1,477	1,439	1,847	1,677	1,983
Courts of Appeal	NJ	NJ	NJ	NJ	NJ	NJ	NJ	NJ	NJ	NJ

COURT TYPE:

COLR = Court of last resort
 IAC = Intermediate appellate court

NOTE:

NA = Indicates that the data are unavailable.
 NC = Indicates that the court did not exist during that year.
 NJ = Indicates that the court does not have jurisdiction.
 * Connecticut—Supreme Court—Discretionary petitions were counted differently starting in 1994.
 * South Carolina—Supreme Court—Discretionary petitions disposed were counted differently starting in 1997.

QUALIFYING FOOTNOTES:

An absence of a qualifying footnote indicates that the data are complete.

A: The following courts' data are incomplete:

Delaware—Supreme Court—Data for 1989-1990 do not include some discretionary interlocutory decision cases.
 Iowa—Supreme Court—Disposed data for 1989-1998 do not include some discretionary original proceedings.
 Kentucky—Supreme Court—Data for 1989-1991 do not include some unclassified discretionary petitions.
 Massachusetts—Supreme Judicial Court—Data for 1989-1998 do not include certain cases filed in the "Single Justice" side of the court, in which a single justice was asked to allow a certain type of interlocutory appeal to proceed (which, if allowed, could be sent to either appellate court) or to allow an appeal from the denial of a motion for new trial in certain capital cases.

Number of dispositions and qualifying footnotes

1989	1990	1991	1992	1993	1994	1995	1996	1997	1998
NJ	NJ	NJ	NJ	NJ	NJ	NJ	NJ	NJ	NJ
1,104	1,248	1,248	782	757	659	807	882	915	918
NJ	NJ	NJ	NJ	NJ	NJ	NJ	NJ	NJ	NJ
NJ	NJ	NJ	NJ	NJ	NJ	NJ	NJ	NJ	NJ
599	629	770	898	592	641	723	813	752	742
76	116	106	104	74	87	NA	NA	NA	NA
NJ	NJ	NJ	NJ	NJ	NJ	NJ	NJ	NJ	NA
3,621	3,808	3,907	4,176	4,792	4,303	4,872	4,796	4,572	4,532
NA	NA	NA	NA	NA	NA	NA	NA	NA	NA
NA	NA	NA	NA	NA	NA	NA	NA	NA	NA
NA	NA	NA	442	652	545	592	384	431	502
NJ	NJ	NJ	NJ	NJ	NJ	NJ	NJ	NJ	NJ
312	412	412	NA	NA	NA	NA	NA	NA	NA
NA	NA	NA	2,683	2,459	3,340	2,850	2,724	2,943	2,798
NA	NA	NA	NA	NA	NA	NA	NA	1,065 A	NA
NA	NA	NA	NA	NJ	NJ	NJ	NJ	NJ	NJ
1,057	772	708	885	739	760	785	870	639	921
97	74	115	130	103	194	182	196	424	250
35	36	37	55	109	128	118	115	104	NA
1,096	1,166	1,301	1,472	1,574	1,394	1,376	1,362	1,308	1,466
2,107	1,352	1,387	1,526	1,666	1,671	1,452	2,002	1,644	1,866
NJ	NJ	NJ	NJ	NJ	NJ	NJ	NJ	NJ	NJ

New Jersey—Supreme Court—Data for 1989-1990 do not include **discretionary interlocutory decisions**.

South Dakota—Supreme Court—Filed data for 1989-1998 do not include **advisory opinions**.

South Carolina—Supreme Court—Filed data for 1989 do not include **discretionary petitions** that were denied or otherwise dismissed/withdrawn or settled.

Washington—Supreme Court—Data for 1989-1998 do not include some **discretionary cases**.

Georgia—Supreme Court—Disposed data for 1989-1991 represent some double counting because they include all **mandatory appeals** and **discretionary appeals that were granted** and refiled as appeals.

Michigan—Supreme Court—Disposed data for 1989 include some **mandatory jurisdiction cases**. Disposed data for 1994-1995 include all **mandatory jurisdiction cases**.

B: The following courts' data are overinclusive:

Arizona—Supreme Court—Data for 1989-1990 include **mandatory judge disciplinary cases**.

Colorado—Supreme Court—Disposed data for 1989-1998 include **mandatory jurisdiction cases**.

TABLE 15: Felony Caseload in State Trial Courts of General Jurisdiction, 1989-1998

State/Court name:	Number of filings and qualifying footnotes									
	1989	1990	1991	1992	1993	1994	1995	1996	1997	1998
ALABAMA										
Circuit	NA	31,807	35,066	39,814	38,773	37,695	40,219	42,551	43,596	47,869
ALASKA										
Superior	2,757	2,718	2,442	2,763	2,660	2,696	2,778	2,951	3,040	3,262
ARIZONA										
Superior	23,981	26,057 B	26,140 B	27,677 B	26,471 B	28,522 B	30,299 B	30,817 B	34,649 B	39,513 B
ARKANSAS										
Circuit	24,842 B	25,755 B	27,742 B	31,776 B	33,192 B	35,432 B	39,273 B	38,866 B	39,350 B	45,925 B
CALIFORNIA										
Superior	132,486 C	150,975 C	161,871 C	164,583 C	155,971 C	154,666 C	158,722 C	153,394 C	161,580 C	165,143 C
COLORADO										
District	19,284	20,212	20,655	22,565	22,068	23,478	26,852	29,994	32,457	38,419
CONNECTICUT										
Superior	6,194	5,268	4,684	4,102	3,610	3,848	3,829	3,614	3,377	3,074
DISTRICT OF COLUMBIA										
Superior	21,332	20,138	21,774	17,521	17,940	17,203	15,240	15,439	13,378	12,594
FLORIDA										
Circuit	199,111 B	192,976 B	186,732 B	177,186 B	168,066 B	177,457 B	187,207 B	197,230 B	199,658	191,067 A
GEORGIA										
Superior	63,977	66,275	70,339	68,761 B	63,696 B	64,206	66,648	66,375	73,011	74,872
HAWAII										
Circuit	3,115 C	3,025 C	3,174 C	4,675 B	4,049 B	4,085 B	4,449 B	4,257 B	4,705 B	5,029 B
IDAHO										
District	5,260	5,725	6,535	7,107	7,324	8,297	9,765	9,143	9,600	10,482
ILLINOIS										
Circuit	69,114 B	74,541 C	77,849 B	78,778 B	80,554 B	81,647	88,772	90,902	97,764	101,399
INDIANA										
Superior and Circuit	26,358 B	27,681 B	29,098 B	28,958 B	32,166 B	33,268 B	36,397 B	47,451 B	43,397 B	51,056 B
IOWA										
District	10,481 B	10,884 B	12,867 B	14,004 B	13,451	13,599	15,487	17,398	17,850	18,818
KANSAS										
District	12,631	12,197	11,436	13,412	13,229	14,423	15,267	17,150	17,831	17,653
KENTUCKY										
Circuit	14,411 B	14,881 B	15,078 B	17,032 B	19,478 B	17,844 B	18,739 B	19,128 B	20,102 B	20,752 B
LOUISIANA										
District	NA	23,621	29,138	27,251	31,694	31,907	30,006	48,507	46,051	54,726
MAINE										
Superior	4,142	4,745	4,571	4,342	3,842	3,629	3,619	3,473	3,549	3,522

(continued on next page)

TABLE 15: Felony Caseload in State Trial Courts of General Jurisdiction, 1989-1998 (continued)

State/Court name:	Number of filings and qualifying footnotes									
	1989	1990	1991	1992	1993	1994	1995	1996	1997	1998
MARYLAND Circuit	56,775 C	55,755 C	62,935 C	67,828 C	63,824 C	62,822 C	62,382 C	63,229 C	62,198 C	65,305 C
MASSACHUSETTS Superior Court	5,583	6,271	5,796	5,782	7,546	8,089	7,999	8,101	8,064	8,334
MINNESOTA District	13,607	14,747	16,277	16,273	17,385	18,183	18,456	18,927	20,272	21,555
MISSOURI Circuit	39,952 B	40,968 B	44,208 B	47,431 B	44,727 B	48,525 B	54,358 B	58,352 B	59,513 B	61,666 B
MONTANA District	2,710 C	2,966 C	3,140 C	NA	NA	NA	NA	NA	NA	NA
NEBRASKA District	4,823 B	5,105 B	5,348 B	5,738 B	5,139 B	5,376 B	5,833 B	6,238 B	6,733 B	7,276 B
NEW HAMPSHIRE Superior	6,599	6,678	7,345	7,604	7,442	6,114	6,036	6,302	6,406	6,031
NEW JERSEY Superior	53,215	57,223	54,703	51,054	47,958	47,228	46,652	46,437	48,208	49,807
NEW MEXICO District	NA	NA	NA	NA	9,017	9,971	11,165	12,900	12,855	13,617
NEW YORK Supreme and County	79,025 B	79,322 B	78,354 B	76,814 B	71,824 B	71,419 B	68,326 B	68,067 B	63,339 B	63,329 B
NORTH CAROLINA Superior	62,752	69,810	73,908	85,748	83,939	83,823	83,417	83,212	88,349	92,672
NORTH DAKOTA District	1,444 B	1,637 B	1,837 B	1,951	2,155	1,840	2,428	3,614	3,223	3,979
OHIO Court of Common Pleas	51,959	55,949	61,836	65,361	63,744	64,766	67,266	66,850	62,530	64,219
OKLAHOMA District†	26,482 B	27,541 B	28,325 B	29,868 B	30,676 B	32,866 B	37,127 B	34,722 B	42,755 B	42,755 B
OREGON Circuit	27,248	28,523	26,050	27,159	27,333	30,725	33,457	30,797	33,719	39,587 B
PENNSYLVANIA Court of Common Pleas†	128,478 B	139,699 B	137,046 B	140,416 B	139,672 B	139,985 B	143,588 B	144,251 B	149,123 B	155,460 B
PUERTO RICO Court of First Instance	21,548	23,328	28,340	28,591	33,002	37,779	35,719 B	35,473 B	33,073 B	37,870 B
RHODE ISLAND Superior	6,740	6,011	5,665	5,764	5,772	5,682	6,045	6,149	5,698	5,703

(continued on next page)

TABLE 15: Felony Caseload in State Trial Courts of General Jurisdiction, 1989-1998 (continued)

State/Court name:	Number of filings and qualifying footnotes									
	1989	1990	1991	1992	1993	1994	1995	1996	1997	1998
SOUTH DAKOTA Circuit	3,388	4,072	3,675	4,441	4,435	4,573	5,124	5,087	5,440	5,079
TENNESSEE Circuit, Criminal, and Chancery	50,412 B	55,622 B	55,587 B	58,771 B	57,778 B	61,147 B	54,974 B	80,059 B	59,385	62,515
TEXAS District	139,611	147,230	144,408	153,853	148,960	144,092	130,966	130,703	137,138	140,375
UTAH District*	12,063 B	4,608 C	13,216 B	14,541 B	17,671 B	11,450 B	15,510 B	20,842 B	18,238 B	21,213 B
VERMONT District Superior	1,993 138	2,202 53	2,319 6	2,810 6	2,716 0	2,842 1	3,018 1	3,010 1	3,435 0	3,368 2
VIRGINIA Circuit	63,304	64,053	70,145	73,889	75,867	77,104	81,328	81,819	88,269	95,806
WASHINGTON Superior	28,121	26,914	27,503	28,529	28,032	28,728	32,296	31,035	34,103	37,592
WEST VIRGINIA Circuit	4,121 B	4,071 B	4,217 B	4,446 B	4,308 B	4,604 B	4,167 B	4,424 B	4,819 B	4,744 B
WISCONSIN Circuit	17,625	18,738	19,523	20,399 A	18,613 A	18,777 A	24,246	28,388	29,117	28,236
WYOMING District	1,591	1,503	1,365	1,282 A	1,638 A	1,733 A	1,789 A	1,835 A	1,983 A	1,993 A

NA = Data were unavailable or not comparable.

QUALIFYING FOOTNOTES:

The absence of a qualifying footnote indicates that data are complete.

† 1997 data for Oklahoma are repeated for 1998, since 1998 data were not available. 1998 data for Pennsylvania are preliminary.

- A: The following courts' data are incomplete:
 - Florida—Circuit Court—Felony data for 1998 are slightly incomplete due to technical difficulties experienced by smaller counties.
 - Wisconsin—Circuit Court—Felony data for 1992-1994 do not include some cases reported with unclassified criminal.
 - Wyoming—District Court—Felony data for 1992 and 1996 do not include cases from two counties. For 1993-1995, 1997, and 1998, one county did not report.

- B: The following courts' data are overinclusive:
 - Arizona—Superior Court—Felony data for 1990-1998 include DW/DUI cases.

- Arkansas—Circuit Court—Felony data include some DW/DUI cases.
- California—Superior Court—Felony data for 1988 include DW/DUI cases.
- Florida—Circuit Court—Felony data for 1988-1996 include misdemeanor, DW/DUI, and miscellaneous criminal cases.
- Georgia—Superior Court—Felony data for 1992-1993 include criminal appeals.
- Hawaii—Circuit Court—Felony data for 1992-1998 include misdemeanor cases.
- Illinois—Circuit Court—Felony data for 1988-1989 and 1991-1993 include preliminary hearings for courts "downstate."
- Indiana—Superior and Circuit Courts—Felony data include DW/DUI cases.
- Iowa—District Court—Felony data for 1988-1992 include third-offense DW/DUI cases.
- Kentucky—Circuit Court—All felony data include misdemeanor cases. 1988-1990 data also include sentence review only and postconviction remedy proceedings. 1993-1998 data also include DW/DUI cases.
- Missouri—Circuit Court—Felony data include some DW/DUI cases.
- Nebraska—District Court—Felony data include misdemeanor, DW/DUI, and miscellaneous criminal cases.

(continued on next page)

TABLE 15: Felony Caseload in State Trial Courts of General Jurisdiction, 1989-1998 (continued)

New York—Supreme and County Courts—**Felony** data include **DW/DUI** cases.

North Dakota—District Court—**Felony** data for 1988-1991 include **sentence review only** and **postconviction remedy proceedings**.

Oklahoma—District Court—**Felony** data include some **miscellaneous criminal** cases.

Oregon—Circuit Court—**Felony** data for 1998 include some **DW/DUI** cases.

Pennsylvania—Court of Common Pleas—**Felony** data include **misdemeanor, DW/DUI, and some criminal appeals** cases.

Puerto Rico—Court of First Instance—**Felony** data for 1995-1998 include **domestic violence** cases.

Tennessee—Circuit, Criminal, and Chancery Court—**Felony** data for 1989-1996 include **misdemeanor** and some **criminal appeals** cases.

Utah—District Court—**Felony** data for 1988, 1989, and 1991-1993 include some **misdemeanor, some DW/DUI and criminal appeals** cases, and some **postconviction remedy and sentence review only proceedings**. 1994 and 1995 data include **criminal appeals** and some **postconviction remedy and sentence review only proceedings**. 1996 and 1997 data include some **postconviction remedy and sentence review only proceedings**. 1998 data include **sentence review only proceedings**.

West Virginia—Circuit Court—**Felony** data include **DW/DUI** cases.

data from three courts. Data for 1995 include **DW/DUI** cases, but do not include data from two courts. Data for 1997 include **DW/DUI** cases, but do not include partial data from five courts. Data for 1998 include **DW/DUI** cases, but do not include partial data from six courts.

Hawaii—Circuit Court—**Felony** data for 1988-1991 include **misdemeanor** cases, but do not include reopened prior cases.

Illinois—Circuit Court—**Felony** data for 1990 include **preliminary hearings** for courts downstate, but do not include some reinstated and transferred cases.

Maryland—Circuit Court—**Felony** data include some **misdemeanor** cases, but do not include some cases.

Montana—District Court—**Felony** data include some **trial court civil appeals**, but do not include some cases reported with unclassified criminal data.

Utah—District Court—**Felony** data for 1990 include **misdemeanor and criminal appeals** cases, and some **postconviction remedy and sentence review only proceedings**, but do not include cases from the former Circuit Courts and are less than 75% complete.

* Additional court information:

Utah—District Court—The Circuit Courts in Utah were abolished as of July 1, 1996 and their caseload absorbed into the District Court. Data for prior years were merged for comparability.

C: The following courts' data are incomplete and overinclusive:

California—Superior Court—**Felony** data for 1989 include **DW/DUI** cases, but do not include partial year data from several courts. Data for 1990 and 1992 include **DW/DUI** cases, but do not include partial year data from one court. Data for 1991 include **DW/DUI** cases, but do not include data from one court. Data for 1993 include **DW/DUI** cases, but do not include partial data from 14 courts. Data for 1994 and 1996 include **DW/DUI** cases, but do not include partial

TABLE 16: Tort Caseload in State Trial Courts of General Jurisdiction, 1989-1998

State/Court name:	Number of filings and qualifying footnotes									
	1989	1990	1991	1992	1993	1994	1995	1996	1997	1998
ALABAMA Circuit	NA	NA	NA	11,498 B	11,512 B	10,893 B	12,254 B	16,658 B	13,202 B	13,112 B
ALASKA Superior	851	826	838	815	935	875	1,024	1,005	1,048	1,026
ARIZONA Superior*	12,559	15,418	15,442	13,842	12,940	22,815	13,776	15,116	14,934	15,006
ARKANSAS Circuit	5,000	5,045	5,099	5,098	5,228	5,298	5,254	5,180	4,586	4,331
CALIFORNIA Superior	131,900 A	121,960 A	114,298 A	109,219 A	88,346 A	83,721 A	79,490 A	77,402 A	70,039 A	68,297 A
COLORADO District	5,490	5,886	6,295	6,151	5,001	4,977	4,731	4,763	4,994	4,984
CONNECTICUT Superior	16,955	16,477	16,266	16,250	15,947	15,642	17,932	19,211	19,903	20,036
DISTRICT OF COLUMBIA Superior	NA	NA	3,605	5,424	NA	NA	NA	NA	NA	NA
FLORIDA Circuit*	38,415	40,748	44,257	43,458	43,536	43,045	46,025	46,239	47,996	45,886
HAWAII Circuit	1,793 A	2,065 A	2,365 A	2,689 A	2,941 A	2,517 A	2,934 A	2,468 A	2,205 A	2,105 A
IDAHO District	1,200 A	1,127 A	1,044 A	1,136 A	1,115	1,221	1,176	1,423	1,479	1,391
INDIANA Superior and Circuit	5,697	6,719	7,910	8,043	9,452	12,066	13,366	13,032	13,033	12,412
KANSAS District	4,513	4,010	4,076	4,338	4,395	4,282	5,082	5,641	6,194	6,358
MAINE Superior	1,950	1,878	1,686	1,643	1,615	1,740	1,819	1,657	1,572	1,386
MARYLAND Circuit	14,274 A	14,908 A	16,270 A	15,612 A	14,989 A	14,485 A	15,427 A	15,540 A	15,517 A	14,769 A
MASSACHUSETTS Superior Court	13,855	13,437	13,721	13,957	NA	13,774	13,854	12,982	12,299	11,602
MICHIGAN Circuit	32,663	38,784	31,869	34,497	35,450	39,538	30,372	52,270	24,891	23,800
MINNESOTA District	9,658	7,135	7,252	7,460	6,861	6,751	6,919	6,887	7,312	6,748
MISSISSIPPI Circuit	NA	NA	NA	NA	NA	NA	NA	NA	6,045	6,054

(continued on next page)

TABLE 16: Tort Caseload in State Trial Courts of General Jurisdiction, 1989-1998 (continued)

State/Court name:	Number of filings and qualifying footnotes									
	1989	1990	1991	1992	1993	1994	1995	1996	1997	1998
MISSOURI Circuit	NA	21,680	21,245	19,999	17,883	16,960	17,506	19,495	19,344	20,757
MONTANA District	1,613	1,651	1,518	NA	NA	NA	NA	NA	NA	NA
NEVADA District	4,799	5,295	5,871	6,185	6,788	7,486	7,873	8,906	9,177	8,590
NEW HAMPSHIRE Superior	NA	NA	NA	NA	NA	NA	NA	NA	NA	2,063 A
NEW JERSEY Superior*	71,367 A	72,463 A	73,614 A	67,380 A	63,776 A	63,538 A	60,234 A	57,627 A	57,955 A	82,817
NEW MEXICO District	NA	NA	NA	4,578	5,759	4,842	5,159	5,437	5,364	4,940
NEW YORK Supreme and County	62,189	65,026	65,767	72,189	71,113	75,298	81,265	84,126	82,514	81,794
NORTH CAROLINA Superior	7,879	8,175	8,656	9,361	9,754	9,739	10,256	10,536	10,588	10,683
NORTH DAKOTA District	602	744	531	411	525	535	685	531	563	717
OHIO Court of Common Pleas	29,039	34,488	34,422	33,196	31,229	31,181	33,371	36,896	50,472	31,298
OREGON Circuit*	NA	NA	8,100	7,551	7,473	8,184	8,639	8,713	8,305	7,558
PUERTORICO Court of First Instance*	7,589	8,027	8,520	8,552	8,948	9,803	10,236 A	10,024 A	10,311 A	10,788 A
RHODE ISLAND Superior	NA	NA	NA	NA	NA	NA	NA	3,923	3,537	3,495
TENNESSEE Circuit, Criminal, and Chancery	13,501	13,453	13,223	13,100	12,106	12,221	13,726	14,054	14,481	13,873
TEXAS District	36,710	39,648	44,088	46,762	47,586	48,631	51,544	46,493	42,954	40,385
UTAH District	1,233 B	1,631 B	1,729 B	1,979 B	1,804 B	1,928 B	2,058 B	1,686	1,827	1,849
WASHINGTON Superior	10,146	10,147	11,375	11,142	11,856	11,950	12,850	12,776	12,552	12,290
WISCONSIN Circuit	9,152	9,669	8,865	8,835	9,043	9,583	10,559	6,285	8,495	8,725
WYOMING District	NA	NA	NA	504 A	553 A	530 A	505 A	611 A	605 A	536 A

(continued on next page)

TABLE 16: Tort Caseload in State Trial Courts of General Jurisdiction, 1989-1998 (continued)

NA = Data were unavailable or not comparable.

QUALIFYING FOOTNOTES:

The absence of a qualifying footnote indicates that data are complete.

A: The following courts' data are incomplete:

California—Superior Court—**Tort** data do not include **medical malpractice** and **product liability** cases. **Tort** data for 1989 also do not include partial data from several courts. Data for 1990 and 1992 also do not include partial data from one court. Data for 1991 also do not include data from one court. Data for 1993 also do not include partial data from fourteen courts. Data for 1994 and 1996 also do not include partial data from three courts. Data for 1995 also do not include partial data from two courts. Data for 1997 also do not include partial data for five courts. Data for 1998 also do not include partial data for six courts.

Hawaii—Circuit Court—**Tort** data do not include a small number of District Court transfers reported with other civil cases.

Idaho—District Court—**Tort** data for 1989 through 1992 do not include some cases reported with unclassified civil cases.

Maryland—Circuit Court—**Tort** data do not include some cases reported with unclassified civil cases.

New Hampshire—Superior Court—**Tort** data do not include some cases reported with unclassified civil cases.

New Jersey—Superior Court—**Tort** data for 1989-1997 do not include some cases reported with unclassified civil cases.

Puerto Rico—Court of First Instance—**Tort** data for 1995-1998 do not in-

clude cases from the Municipal Division.

Wyoming—District Court—**Tort** data for 1992 and 1996 do not include cases from two counties. For 1993-1995, 1997, and 1998, one county did not report tort data.

B: The following courts' data are overinclusive:

Alabama—Circuit Court— **Tort** data include some **postconviction remedy proceedings**.

Utah—District Court—**Tort** data for 1989-1995 include **de novo appeals** from the Justice Court.

* Additional court information:

Arizona—Superior Court—Tort reform legislation caused the tort caseload to increase dramatically in 1994.

Florida—Circuit Court—The large increase in tort filings for 1991 is due in part to the filing of 1,113 asbestos cases in Miami in July of 1991.

New Jersey—Superior Court—The unit of count changed in 1989, so data from previous years are not comparable.

Oregon—Circuit Court—The District Courts in Oregon were abolished as of January 15, 1998 and their caseload absorbed into the Circuit Court. Data for prior years were merged for comparability.

Puerto Rico—Court of First Instance—The Judicial Reform Act of 1994 consolidated the Superior, District, and Municipal Courts into one Court of First Instance effective 1995. Tort data for 1989-1994 were combined for all three courts to ensure comparability across the ten-year trend.

Appendix 1: *Methodology*

Court Statistics Project: Goals and Organization

The Court Statistics Project of the National Center for State Courts compiles and reports comparable court caseload data from the 50 states, the District of Columbia, and Puerto Rico. Project publications and technical assistance encourage greater uniformity in how individual state courts and state court administrative offices collect and publish caseload information. Progress toward these goals should result in more meaningful and useful caseload information for judges, court managers, and court administrators.

The *State Court Caseload Statistics: Annual Report* series is a cooperative effort of the Conference of State Court Administrators (COSCA) and the National Center for State Courts (NCSC). Responsibility for project management and staffing is assumed by the NCSC's Court Statistics Project. COSCA, through its Court Statistics Committee, provides policy guidance and review. The Court Statistics Committee includes members of COSCA and representatives of state court administrative office senior staff, the National Conference of Appellate Court Clerks, the National Association for Court Management, and the academic community. Preparation of the 1998 caseload report was funded by an ongoing grant from the State Justice Institute (SJI-91-N-007-O99-1) to the NCSC.

In addition to preparing publications, the Court Statistics Project responds to thousands of requests for information and assistance each year. These requests come from a variety of sources, including state court administrative offices, local courts, individual judges, federal and state agencies, legislators, the media, academic researchers, students, and NCSC staff.

Evolution of the Court Statistics Project

During the Court Statistics Project's original data compilation efforts, the *State of the Art* and *State Court Caseload Statistics: 1975 Annual Report*, classification problems arose from the multitude of categories and terms used by the states to report their caseloads. This suggested the need for a model annual report and a statistical dictionary of terms for court usage.

The *State Court Model Statistical Dictionary* provides common terminology, definitions, and usage for reporting appellate and trial court caseloads. Terms for reporting data on case disposition methods are provided in the *Dictionary* and in other project publications. The classification scheme and associated definitions serve as a model framework for developing comparable and useful data. A new edition of the *State Court Model Statistical Dictionary* was published in 1989, consolidating and revising the original 1980 version and the 1984 *Supplement*.

Once a set of recommended terms was adopted, the project's focus shifted to assessing the comparability of caseload data reported by the courts to those terms. It became particularly important to detail the subject matter jurisdiction and methods of counting cases in each state court. Problems related to categorizing and counting cases in the trial and appellate courts were resolved through the development of the *1984 State Trial Court Jurisdiction Guide for Statistical Reporting* and the *1984 State Appellate Court Jurisdiction Guide for Statistical Reporting*. Key information from both guides is updated annually as part of the preparation for a new caseload report. The introduction to the 1981 report details the impact of the *Trial Court Jurisdiction Guide* on the Court Statistics Project data collection and the introduction to the 1984 report describes the effect of the *Appellate Court Jurisdiction Guide*.

The *State Court Organization* series, being updated for 1998, serves as a valuable complement to the *Report* series. *State Court Organization 1998* is a reference book that describes in great depth the structure, organization, and management of the state trial and appellate courts.

Sources of Data

Information for the national caseload databases comes from published and unpublished sources supplied by state court administrators and appellate court clerks. Published data typically come from official state court annual reports, which vary widely in form and detail. Although constituting the most reliable and valid data available at the state level, they arrive from statistical data filed monthly, quarterly, or annually by numerous local jurisdictions and, in most states, several trial and appellate court systems. Moreover, these caseload statistics are primarily collected to assist states in managing their own systems and are not prepared specifically for inclusion in the COSCA/NCSC caseload statistics report series.

Some states either do not publish an annual report or publish only limited caseload statistics for either trial or appellate courts. The Court Statistics Project receives unpublished data from those states in a wide range of forms, including internal management memos, computer-generated output, and the project's statistical and jurisdictional profiles, which are updated by state court administrative office staff.

Extensive telephone contact and follow-up correspondence are used to collect missing data, confirm the accuracy of available data, and determine the legal jurisdiction of each court. Information is also collected concerning the number of judges per court or court system (from annual reports, offices of state court administrators, and appellate court clerks); the state

population (based on Bureau of the Census revised estimates); and special characteristics regarding subject matter jurisdiction and court structure. Appendix 2 lists the source of each state's 1998 caseload statistics.

Data Collection Procedures

The following outline summarizes the major tasks involved in compiling the 1998 caseload data reported in this volume:

A. The 1998 state reports were evaluated to note changes in the categories and terminology used for data reporting, changes in the range of available data, and changes in the state's court organization or jurisdiction. This entailed a direct comparison of the 1998 material with the contents of individual states' 1997 annual reports. Project staff used a copy of each state's 1997 trial and appellate court statistical spreadsheets, trial and appellate court jurisdiction guides, and the state court structure chart as worksheets for gathering the 1998 data. Use of the previous year's spreadsheets provides the data collector with a reference point to identify and replicate the logic used in the data collection and ensures consistency over time in the report series. The caseload data were entered onto the 1998 spreadsheets. Caseload terminology is defined by the *State Court Model Statistical Dictionary, 1989*. Prototypes of appellate and trial court statistical spreadsheets can be found in Appendix 3.

B. Caseload numbers were screened for significant changes from the previous year. A record that documents and, where possible, explains such changes is maintained. This process serves as another reliability check by identifying statutory, organizational, or procedural changes that potentially had an effect on the size of the reported court caseload.

C. The data were then transferred from the handwritten copy to computer databases that are created as Excel spreadsheets. Mathematical formulas are embedded in each spreadsheet to compute the caseload totals. Linked spreadsheets contain the information on the number of judges, court jurisdiction, and state population needed to generate caseload tables for the 1998 report.

D. After the data were entered and checked for entry errors and internal consistency, individual spreadsheets were generated for the appellate and trial courts using Excel software. The spreadsheet relates the total for each model reporting category to the category or categories the state used to report its caseload numbers.

E. Trial and appellate court spreadsheets for all 50 states, the District of Columbia, and Puerto Rico are sent directly to the states' administrative offices of the courts and/or the appellate court clerks' offices for

verification. This step in the data collection process (which began with the 1989 report) provides further assurance of data accuracy and often yields the bonus of additional caseload data or improved information on the content and accuracy of the data.

F. The final databases are stored in SPSS and Excel at the NCSC. The annual CSP databases are also archived with the Inter-University Consortium for Political and Social Research (ICPSR) at the University of Michigan.

Ongoing Data Collection

Four basic types of data elements are collected by the Court Statistics Project: (1) trial court caseload statistics, (2) trial court jurisdictional/organizational information, (3) appellate court caseload, and (4) appellate court jurisdictional/organizational information.

For trial courts, emphasis is placed on reporting the total number of civil, criminal, juvenile, and traffic/other violation cases according to the model reporting format. Each of these major case types can be reduced to more specific caseload categories. For example, civil cases consist of tort, contract, real property rights, small claims, mental health, estate, and domestic relations cases, as well as trial court civil appeals and appeals of administrative agency cases. In some instances, these case types can be further refined; for example, domestic relations cases can be divided into marriage dissolution, support/custody, interstate support, adoption, paternity, and domestic violence cases.

Currently, only filing and disposition numbers are entered into the database for each case type. Data on pending cases were routinely collected by the project staff until serious comparability problems were identified when compiling the 1984 report. Some courts provide data that include active cases only; others include active and inactive cases. The COSCA Court Statistics Committee recommended that the collection of pending caseload be deferred until a study determines whether and how data can be made comparable across states.

The trial court jurisdictional profile collects an assortment of information relevant to the organization and jurisdiction of each trial court system. Before the use of Excel spreadsheets for reporting statistical data, the main purpose of the profile was to translate the terminology used by the states when reporting statistical information into generic terms recommended by the *State Court Model Statistical Dictionary*. Each court's spreadsheet captures the state's terminology, and the jurisdiction guide format has been streamlined. The jurisdictional profile currently collects information on number of courts, number of judges, methods of counting cases,

availability of jury trials, dollar amount jurisdiction of the court, and time standards for case processing.

There are also statistical spreadsheets and jurisdiction guides for each state appellate court. Two major case types are used on the statistical spreadsheet: mandatory cases that the court must hear on the merits as appeals of right and discretionary petition cases that the court decides whether to accept and then reach a decision on the merits. The statistical spreadsheet also contains the number of petitions granted if it can be determined. Mandatory and discretionary petitions are further differentiated by whether the case is a review of a final trial court judgment or some other matter, such as a request for interlocutory or postconviction relief. When possible, the statistics are classified according to subject matter, chiefly civil, criminal, juvenile, disciplinary, or administrative agency.

The appellate court jurisdiction guide contains information about each court, including number of court locations, number of justices/judges, number of legal support personnel, point at which appeals are counted as cases, procedures used to review discretionary petitions, and use of panels.

Supplementary Data Collection

The Court Statistics Project supplements its ongoing, general data collection efforts by collecting manner of disposition data from the states' general jurisdiction courts. All of the states, the District of Columbia, and Puerto Rico were contacted and asked to make an effort to supply manner of disposition data to the project. Thirty states provided comprehensive criminal disposition data, and this year civil disposition data were taken from the Civil Trial Court Network Project. Disposition statistics from these courts present a picture of the way cases are disposed in state trial courts nationally. They are useful in comparing court backlogs, case management systems, and the impact of specialized programs such as arbitration and mediation.

Several obstacles hinder the achievement of comprehensive national statistics on manner of disposition for court cases. First, some states do not collect any disposition data. There were 16 such states in 1998. Second, other states define disposition categories differently, so information may not be comparable. For example, many states have a different definition of what a bench trial is and what is considered a hearing before a judge. States with a very high bench trial rate are using a more liberal definition of what constitutes a bench trial. Third, the mix of cases included in disposition totals may vary. For example, some states report contested and uncontested divorce cases together, while others do not. Also, differences in subject matter jurisdiction, court structure, and units for counting cases will affect the use of manner of disposition statistics.

Each of the states that could provide manner of disposition data for 1998 was sent a copy of how the state's data were to be reported. Fifteen of the states verified these and returned them to the Court Statistics Project.

Completeness

States vary in their ability to report comprehensive and complete manner of disposition data. For criminal cases, Maryland reported only trial dispositions; Massachusetts and Rhode Island reported total criminal trials, but did not distinguish between jury and bench trials. Louisiana provided the number of criminal cases disposed by jury trials only.

Comparability

Comparability is possible when states count trials similarly, use similar methods for counting cases, and report information for a similar range of case types. The point at which a state counts a jury trial varies widely. The table below shows the relative use of alternative trial definitions.

The definitional differences for trials explain some of the variation in trial rates. Generally, most states providing data define a trial in a way that inflates the number of cases disposed at trial.

Definitions	Number of states which use definition for criminal	Number of states which use definition for civil
A) A jury trial is counted when a jury is selected, empaneled, or sworn. A nonjury trial is counted when evidence is first introduced or first witness is sworn.	34	32
B) A jury trial is counted at introduction or swearing of first witness. A nonjury trial is counted when evidence is first introduced or swearing of first witness.	2	3
C) A jury trial is counted at verdict or decision.	16	17

On the criminal side, courts also vary in the point at which they count a case as initially filed. Most states count a criminal case as filed at the information or indictment, although some use the arraignment. Since a number of cases will drop out of the system between these two points (usually by a plea or a dismissal), those courts that use an early count will have a higher rate of nontrial dispositions. Courts also differ in case unit

of count. As shown below, states differ on whether they count charges, defendants, or indictments.

Definitions for unit of count—Criminal	Number of states
Single Defendant/Single Charge	5
Single Defendant/Single Incident	20
Single Defendant/Single Incident (maximum number of charges)	0
Single Defendant/One or More Incidents	10
Single Defendant/Varies with Prosecutor	6
One or More Defendants/Single Incident	4
One or More Defendants/One or More Incidents	4
One or More Defendants/Varies with Prosecutor	1
Varies with Prosecutor/Varies with Prosecutor	2

Definition of point of count—Criminal	Number of states
At the filing of the Information or Indictment	38
At the filing of the Information or Complaint	5
At the filing of Complaint (Warrant/Accusation)	4
At the Arraignment (First Appearance)	5

Footnotes

Footnotes indicate the degree to which a court's statistics conform to the Court Statistics Project's reporting categories defined in the *State Court Model Statistical Dictionary*. Footnoted caseload statistics are either overinclusive in that they contain case types other than those defined for the term in the *Dictionary* or underinclusive in that some case types defined for the term in the *Dictionary* are not included. It is possible for a caseload statistic to contain inapplicable case types while also omitting those which are applicable, making the total or subtotal simultaneously overinclusive and underinclusive.

The 1998 report uses a simplified system of footnotes. An "A" footnote indicates that the caseload statistic for a statewide court system does not include some of the recommended case types; a "B" footnote indicates that the statistic includes some extraneous case types; a "C" footnote indicates that the data are both incomplete and overinclusive. The text of the footnote explains for each court system how the caseload data differ from the reporting category recommended in the *State Court Model Statistical Dictionary*. Caseload statistics that are not qualified by a footnote conform to the *Dictionary's* definition.

Case filings and dispositions are also affected by the unit and method of count used by the states, differing subject matter and dollar amount jurisdiction, and different court system structures. Most of these differences are described in the figures found in this volume and are summarized in the court structure chart for each state. The most important differences are reported in summary form in the main caseload tables.

Variations in Reporting Periods

As indicated in Figure A, most states report data by calendar year, others by fiscal year, and a few appellate courts by court term. Therefore, the 12-month period covered in this report is not the same for all courts.

This report reflects court organization and jurisdiction in 1998. Since 1975, new courts have been created at both the appellate and trial level, additional courts report data to the Court Statistics Project, and courts may have merged and/or changed counting or reporting methods. The dollar amount limits of civil jurisdiction in many trial courts also vary. Care is therefore required when comparing 1998 data to previous years. The trend analysis used in this report offers a model for undertaking such comparisons.

Final Note

Comments, corrections, and suggestions are encouraged and can be sent to:

Director, Court Statistics Project
National Center for State Courts
300 Newport Avenue (Zip 23185)
P.O. Box 8798
Williamsburg, VA 23187-8798

Phone: (757) 253-2000
Fax: (757) 564-2078
Internet: bostrom@ncsc.dni.us

Appendix 2: *Sources of 1998*
State Court Caseload Statistics

Sources of 1998 State Court Caseload Statistics

State	Courts of Last Resort	Intermediate Appellate	General Jurisdiction	Limited Jurisdiction
Alabama	Unpublished data were provided by the Clerk of the Court.	Unpublished data were provided by the clerks of these courts.	Unpublished data were provided by the Director, Administrative Office of the Courts.	Unpublished data were provided by the Director, Administrative Office of the Courts.
Alaska	Alaska Court System 1998 Annual Report	Alaska Court System 1998 Annual Report	Alaska Court System 1998 Annual Report	Alaska Court System 1998 Annual Report
Arizona	Unpublished data were provided by the Administrative Office of the Courts.	Unpublished data were provided by the Administrative Office of the Courts.	Unpublished data were provided by the Administrative Office of the Courts.	Unpublished data were provided by the Administrative Office of the Courts.
Arkansas	Statistical Supplement to the 1997-1998 Annual Report of the Arkansas Judiciary	Statistical Supplement to the 1997-1998 Annual Report of the Arkansas Judiciary	Statistical Supplement to the 1997-1998 Annual Report of the Arkansas Judiciary	Statistical Supplement to the 1997-1998 Annual Report of the Arkansas Judiciary
California	Data were provided by the Administrative Office of the Courts.	Data were provided by the Administrative Office of the Courts.	Judicial Council of California www.courtinfo.gov	Judicial Council of California www.courtinfo.gov
Colorado	Colorado Judicial Branch Annual Report FY 1998 Statistical Supplement	Colorado Judicial Branch Annual Report FY 1998 Statistical Supplement	Colorado Judicial Branch FY 1998 Annual Report Statistical Supplement	Colorado Judicial Branch FY 1998 Annual Report Statistical Supplement.
Connecticut	Unpublished data were provided by the Clerk of the Supreme Court.	Unpublished data were provided by the Clerk of the Appellate Court.	Unpublished data were provided by the Office of the Chief Court Administrator.	Unpublished data were provided by the Office of the Chief Court Administrator.
Delaware	1998 Annual Report of the Delaware Judiciary	_____	1998 Annual Report of the Delaware Judiciary & 1998 Statistical Report	1998 Annual Report of the Delaware Judiciary & 1998 Statistical Report
District of Columbia	District of Columbia Courts Annual Report, 1998. Additional unpublished data were provided by the Office of the Clerk.	_____	District of Columbia Courts Annual Report, 1998. Unpublished data were provided by the Executive Officer.	_____
Florida	Unpublished data were provided by the State Court Administrator and the Clerk of the Supreme Court.	Unpublished data were provided by the State Court Administrator.	Unpublished data were provided by the State Court Administrator.	Unpublished data were provided by the State Court Administrator and the Department of Highways, Safety, and Motor Vehicles.
Georgia	Unpublished data were provided by the Clerk of the Supreme Court.	Unpublished data were provided by the Clerk of the Court of Appeals.	Unpublished data were provided by the State Court Administrator.	Unpublished data were provided by the State Court Administrator.
Hawaii	The Judiciary State of Hawaii: Annual Report July 1, 1997 to June 30, 1998	The Judiciary State of Hawaii: Annual Report July 1, 1997 to June 30, 1998	The Judiciary State of Hawaii: Annual Report July 1, 1997 to June 30, 1998 & Statistical Supplement	The Judiciary State of Hawaii: Annual Report July 1, 1997 to June 30, 1998 & Statistical Supplement
Idaho	The Idaho Courts Annual Report Appendix, 1998	The Idaho Courts Annual Report Appendix, 1998	The Idaho Courts Annual Report Appendix, 1998	The Idaho Courts Annual Report Appendix, 1998
Illinois	Unpublished data were provided by the Clerk of the Supreme Court.	Unpublished data were provided by the Administrative Director of the Courts.	Unpublished data were provided by the Administrative Director of the Courts.	_____
Indiana	Unpublished data were provided by the Executive Director, Supreme Court of Indiana.	Unpublished data were provided by the Executive Director, Supreme Court of Indiana.	Unpublished data were provided by the Executive Director, Supreme Court of Indiana.	Unpublished data were provided by the Executive Director, Supreme Court of Indiana.

Sources of 1998 State Court Caseload Statistics

State	Courts of Last Resort	Intermediate Appellate	General Jurisdiction	Limited Jurisdiction
Iowa	Unpublished data were provided by the Clerk of the Appellate Court.	Unpublished data were provided by the Clerk of the Appellate Court.	Unpublished data were provided by the State Court Administrator.	
Kansas	Annual Report of the Courts of Kansas: 1997-1998 FY	Annual Report of the Courts of Kansas: 1997-1998 FY	Annual Report of the Courts of Kansas: FY 1998	Annual Report of the Kansas Municipal Courts: FY 1998
Kentucky	Unpublished data were provided by the Clerk of the Supreme Court.	Unpublished data were provided by the Clerk of the Court of Appeals.	Unpublished data were provided by the Administrative Director of Courts.	Unpublished data were provided by the Administrative Director of Courts.
Louisiana	Unpublished data were provided by the Clerk of the Supreme Court.	Unpublished data were provided by the Judicial Administrator.	Unpublished data were provided by the Judicial Administrator.	Unpublished data were provided by the Judicial Administrator.
Maine	Maine Judicial Branch Data, FY 1998		Maine Judicial Branch Data, FY 1998	Maine Judicial Branch Data, FY 1998
Maryland	Annual Report of the Maryland Judiciary 1997-1998	Annual Report of the Maryland Judiciary 1997-1998	Annual Report of the Maryland Judiciary 1997-1998. Unpublished data were provided by the Administrative Office of the Courts.	Annual Report of the Maryland Judiciary 1997-1998
Massachusetts	Unpublished data were provided by the Clerk of the Supreme Court.	Unpublished data were provided by the Clerk of the Appeals Court.	FY 1998 Annual Report on the State of the Massachusetts Court System	FY 1998 Annual Report on the State of the Massachusetts Court System
Michigan	Unpublished data were provided by the Clerk of the Supreme Court.	Unpublished data were provided by the Clerk of the Court of Appeals.	Unpublished data were provided by the State Court Administrator.	Unpublished data were provided by the State Court Administrator.
Minnesota	Unpublished data were provided by the State Court Administrator.	Unpublished data were provided by the State Court Administrator.	Unpublished data were provided by the State Court Administrator.	
Mississippi	Unpublished data were provided by the Appellate Court Clerk.	Unpublished data were provided by the Appellate Court Clerk.	Unpublished data were provided by the Director, Administrative Office of the Courts.	Unpublished data were provided by the Director, Administrative Office of the Courts.
Missouri	Unpublished data were provided by the State Court Administrator.	Unpublished data were provided by the State Court Administrator.	Missouri Judicial Report Supplement, FY 1998.	Data were not available.
Montana	Unpublished data were provided by the Clerk of the Supreme Court.		1998 Annual Report of the Montana Judiciary	1998 Annual Report of the Montana Judiciary
Nebraska	The Courts of Nebraska 1998 Annual Caseload Report. Additional unpublished data were provided by the State Court Administrator.	The Courts of Nebraska 1998 Annual Caseload Report.	The Courts of Nebraska 1998 Annual Caseload Report. Additional unpublished data were provided by the Administrative Office of the Courts.	The Courts of Nebraska 1998 Annual Caseload Report. Additional unpublished data were provided by the Administrative Office of the Courts.
Nevada	Unpublished data were provided by the Clerk of the Supreme Court.		Unpublished data were provided by the Administrative Director of Courts.	Data were not available.
New Hampshire	Unpublished data were provided by the Clerk of the Supreme Court.		Unpublished data were provided by the Director, Administrative Office of the Courts.	Unpublished data were provided by the Director, Administrative Office of the Courts.

State	Courts of Last Resort	Intermediate Appellate	General Jurisdiction	Limited Jurisdiction
New Jersey	Unpublished data were provided by the Clerk of the Supreme Court.	Unpublished data were provided by the Clerk of the Appellate Court.	NJ Judiciary: Superior Court Caseload Reference Guide, 1994-1998. Unpublished data were provided by the Administrative Director of Courts.	Unpublished data were provided by the Administrative Director of Courts.
New Mexico	Unpublished data were provided by the Clerk of the Supreme Court.	Unpublished data were provided by the Clerk of the Court of Appeals.	New Mexico State Courts, 1998 Annual Report & Statistical Addendum. Unpublished data were provided by the Administrative Office of the Courts.	New Mexico State Courts, 1998 Annual Report & Statistical Addendum. Unpublished data were provided by the Administrative Office of the Courts.
New York	1998 Annual Report of the Clerk of Court, Court of Appeals of the State of New York. Additional unpublished data were provided by the Clerk.	Unpublished data were provided by the clerks of these courts.	Unpublished data were provided by the Chief Administrator of Courts.	Unpublished data were provided by the Chief Administrator of Courts.
North Carolina	Unpublished data were provided by the Administrative Office of the Courts.	Unpublished data were provided by the Administrative Office of the Courts.	Unpublished data were provided by the Administrative Office of the Courts.	Unpublished data were provided by the Administrative Office of the Courts.
North Dakota	North Dakota Courts Annual Report, 1998. Additional unpublished data were provided by the Clerk.	_____	North Dakota Courts Annual Report, 1998. Unpublished data were provided by the Administrative Office of the Courts.	North Dakota Courts Annual Report, 1998. Unpublished data were provided by the Administrative Office of the Courts.
Ohio	Unpublished data were provided by the Clerk of the Supreme Court.	Unpublished data were provided by the Administrative Director.	Unpublished data were provided by the Administrative Director.	Unpublished data were provided by the Administrative Director.
Oklahoma	Data were provided by the Administrative Office of the Courts and the Court of Criminal Appeals.	Data were provided by the Administrative Office of the Courts.	Data were not available.	Data were not available.
Oregon	Unpublished data were provided by the Clerk of the Supreme Court.	Unpublished data were provided by the Clerk of Court.	Unpublished data were provided by the State Court Administrator.	Unpublished data were provided by the State Court Administrator.
Pennsylvania	Unpublished data were provided by the Clerk of the Supreme Court.	Superior Court of Pennsylvania Annual Report, 1998. Additional unpublished data were provided by the clerks of these courts.	Unpublished data were provided by the State Court Administrator.	Unpublished data were provided by the State Court Administrator.
Puerto Rico	Unpublished data were provided by the Office of Courts Administration.	Unpublished data were provided by the Office of Courts Administration.	Unpublished data were provided by the Administrative Director of Courts.	_____
Rhode Island	Unpublished data were provided by the Clerk of the Supreme Court.	_____	Unpublished data were provided by the Administrative Office of the Courts.	Unpublished data were provided by the Administrative Office of the Courts.
South Carolina	Unpublished data were provided by the Clerk of the Supreme Court.	Unpublished data were provided by the Clerk of the Court of Appeals.	Unpublished data were provided by the Director, SC Court Administration.	Unpublished data were provided by the Director, SC Court Administration.
South Dakota	SD Courts, The State of the Judiciary, 1998. Additional unpublished data were provided by the Clerk.	_____	SD Courts, The State of the Judiciary and FY 1998 Annual Report of SD Unified Judicial System	_____

Sources of 1998 State Court Caseload Statistics

State	Courts of Last Resort	Intermediate Appellate	General Jurisdiction	Limited Jurisdiction
Tennessee	Tennessee Judicial Council Annual Report and Statistical Supplement, 1997-1998. Additional unpublished data were provided by the Administrative Office of the Courts.	Tennessee Judicial Council Annual Report and Statistical Supplement, 1997-1998. Additional unpublished data were provided by the Administrative Office of the Courts.	Annual Report of the Tennessee Judiciary, FY 1997-1998. Unpublished data were provided by the Clerks of Probate Court.	State of Tennessee Council of Juvenile and Family Court Judges 1998 Annual Statistical Report.
Texas	Texas Judicial System Annual Report, FY 1998	Texas Judicial System Annual Report, FY 1998	Texas Judicial System Annual Report, FY 1998	Texas Judicial System Annual Report, FY 1998
Utah	Unpublished data were provided by the Clerk of the Supreme Court.	Unpublished data were provided by the Clerk of the Court of Appeals.	Internet: www.courtlink.utcourts.gov	Internet: www.courtlink.utcourts.gov
Vermont	Judicial Statistics, State of Vermont for Year Ending June 30, 1998. Additional unpublished data were provided by the Office of the Court Administrator.		Judicial Statistics, State of Vermont for Year Ending June 30, 1998.	Judicial Statistics, State of Vermont for Year Ending June 30, 1998.
Virginia	Unpublished data were provided by the Office of Court Administration.	Unpublished data were provided by the Office of Court Administration.	Virginia State of the Judiciary Report, 1998.	Virginia State of the Judiciary Report, 1998.
Washington	Unpublished data were provided by the Clerk of the Supreme Court.	Unpublished data were provided by the Clerk of Court.	Caseloads of the Courts of Washington 1998	Caseloads of the Courts of Washington 1998
West Virginia	Unpublished data were provided by the Clerk of the Supreme Court.		Unpublished data were provided by the Administrative Office of the Courts.	Unpublished data were provided by the Administrative Office of the Courts.
Wisconsin	Unpublished data were provided by the Clerk of Court.	Unpublished data were provided by the Clerk of Court.	Unpublished data were provided by the Director of State Courts.	Unpublished data were provided by the Director of State Courts.
Wyoming	Unpublished data were provided by the state Court Coordinator.		Unpublished data were provided by the Court Coordinator.	Unpublished data were provided by the Court Coordinator.

Appendix 3: *Prototypes of State Appellate Court
and Trial Court Statistical Spreadsheets*

Prototype of State Appellate Court Statistical Spreadsheet

State Name, Court Name
 Court of last resort or intermediate appellate court
 Number of divisions/departments, number of authorized justices/judges
 Total population

	<u>Beginning pending</u>	<u>Filed</u>	<u>Disposed</u>	<u>End pending</u>
MANDATORY JURISDICTION:				
Appeals of final judgments:				
Civil				
Criminal:				
Capital criminal				
Other criminal				
Total criminal				
Juvenile				
Administrative agency				
Unclassified				
Total final judgments				
Other mandatory cases:				
Disciplinary matters				
Original proceedings				
Interlocutory decisions				
Advisory opinions				
Total other mandatory				
Total mandatory cases				
		<u>Filed</u>		<u>Filed Petitions Granted Disposed</u>
DISCRETIONARY JURISDICTION:				
Petitions of final judgment:				
Civil				
Criminal				
Juvenile				
Administrative agency				
Unclassified				
Total final judgments				
Other discretionary petitions:				
Disciplinary matters				
Original proceedings				
Interlocutory decisions				
Advisory opinions				
Total other discretionary				
Total discretionary cases				
GRAND TOTAL				
OTHER PROCEEDINGS:				
Rehearing/reconsideration requests				
Motions				
Other matters				
Number of supplemental judges/justices				
Number of independent appellate courts at this level				

MANNER OF DISPOSITION

	Predecision disposition (dismissed/ withdrawn/settled)	Opinions		Decision without opinion (memo/order)	Transferred	Other
		Signed opinion	Per curiam opinion			
MANDATORY JURISDICTION:						
Appeals of final judgment						
Civil						
Criminal						
Juvenile						
Administrative agency						
Unclassified						
Other mandatory cases:						
Disciplinary matters						
Original proceedings						
Interlocutory decisions						
Total mandatory jurisdiction cases						
DISCRETIONARY JURISDICTION:						
Petitions of final judgments:						
Civil						
Criminal						
Juvenile						
Administrative agency						
Unclassified						
Other discretionary petitions						
Disciplinary matters						
Original proceedings						
Total discretionary cases						
GRANDTOTAL						

TYPE OF DECISION IN MANDATORY CASES/GRANTED PETITIONS OF FINAL JUDGMENT

	Civil	Criminal	Juvenile	Administrative agency	Other mandatory cases	Total
Opinions:						
Affirmed						
Modified						Reversed
Mixed						
Dismissed						
Other						
Total decisions:						
Affirmed						
Modified						Reversed
Mixed						
Dismissed						
Other						

TYPE OF DECISION IN OTHER DISCRETIONARY PETITIONS

	Petition granted	Petition denied	Other
Other discretionary petitions:			
Disciplinary matters			
Original proceedings			
Total discretionary jurisdiction cases			

Prototype of State Appellate Court Statistical Spreadsheet

TIME INTERVAL DATA (MONTH/DAYS)

	Notice of appeal or ready for hearing			Ready for hearing or under advisement (submitted or oral argument completed)			Under advisement (submitted or oral argument completed) to decision			Notice of appeal to decision		
	Number of cases	Mean	Median	Number of cases	Mean	Median	Number of cases	Mean	Median	Number of cases	Mean	Median
MANDATORY JURISDICTION:												
Appeals of final judgment												
Civil												
Criminal												
Juvenile												
Administrative agency												
Unclassified												
Other mandatory cases												
Disciplinary matters												
Original proceedings												
Interlocutory decisions												
Total mandatory jurisdiction cases												
DISCRETIONARY JURISDICTION:												
Petitions of final judgments												
Civil												
Criminal												
Juvenile												
Administrative agency												
Unclassified												
Other discretionary petitions												
Disciplinary matters												
Original proceedings												
Interlocutory decisions												
Advisory opinions												
Total discretionary jurisdiction cases												
GRAND TOTAL												

AGE OF PENDING CASELOAD (DAYS)

Not ready for hearing												Submitted or oral argument completed
Awaiting court reporter's transcript			Awaiting appellant's brief			Awaiting respondent's brief			Ready for hearing			
0-60 days	61-120 days	over 120 days	0-60 days	61-120 days	over 120 days	0-60 days	61-120 days	over 120 days	0-60 days	61-120 days	over 120 days	Average age of pending caseload

MANDATORY JURISDICTION:

- Appeals of final judgment
 - Civil
 - Criminal
 - Juvenile
 - Administrative agency
 - Unclassified
- Other mandatory cases
 - Disciplinary matters
 - Original proceedings
 - Interlocutory decisions
- Total mandatory jurisdiction cases

DISCRETIONARY JURISDICTION:

- Petitions of final judgments
 - Civil
 - Criminal
 - Juvenile
 - Administrative agency
 - Unclassified
- Other discretionary petitions
 - Disciplinary matters
 - Original proceedings
 - Interlocutory decisions
 - Advisory opinions
- Total discretionary jurisdiction cases

GRAND TOTAL

Prototype of State Trial Court Statistical Spreadsheet

State Name, Court Name
 Court of general jurisdiction or court of limited jurisdiction
 Number of circuits or districts, number of judges
 Total population

	Beginning Pending	Filed	Disposed	End Pending
CIVIL:				
Tort:				
Auto tort				
Product liability				
Medical malpractice				
Unclassified tort				
Miscellaneous tort				
Total Tort				
Contract				
Real property rights				
Small claims				
Domestic relations:				
Marriage dissolution				
Support/custody				
Interstate support				
Adoption				
Paternity				
Domestic violence				
Miscellaneous				
Unclassified				
Total domestic relations				
Estate:				
Probate/wills/intestate				
Guardianship/conservatorship/trusteeship				
Miscellaneous estate				
Unclassified estate				
Total estate				
Mental health				
Appeal:				
Appeal of administrative agency case				
Appeal of trial court case				
Total civil appeals				
Miscellaneous civil				
Unclassified civil				
Total civil				
CRIMINAL:				
Felony				
Misdemeanor				
DWI/DUI				
Appeal				
Miscellaneous criminal				
Unclassified criminal				
Total Criminal				
TRAFFIC/OTHER VIOLATION:				
Moving traffic violation				
Ordinance violation				
Parking violation				
Miscellaneous traffic				
Unclassified traffic				
Total traffic/other violation				

	<u>Beginning Pending</u>	<u>Filed</u>	<u>Disposed</u>	<u>End Pending</u>
JUVENILE:				
Criminal-type petition				
Status offense				
Child-victim petition				
Miscellaneous juvenile				
Unclassified juvenile				
Total juvenile				
GRAND TOTAL				
Drug cases				
OTHER PROCEEDINGS:				
Postconviction remedy				
Preliminary hearings				
Sentence review only				
Extraordinary writs				
Total other proceedings				

MANNER OF CIVIL DISPOSITIONS

	<u>Uncontested/ Default</u>	<u>Dismissed</u>	<u>Withdrawn</u>	<u>Settled</u>	<u>Transferred</u>	<u>Arbitration</u>	<u>Total</u>
CIVIL:							
Tort:							
Auto tort							
Product liability							
Medical malpractice							
Unclassified tort							
Miscellaneous tort							
Total Tort							
Contract							
Real property rights							
Small claims							
Domestic relations:							
Marriage dissolution							
Support/custody							
Interstate support							
Adoption							
Paternity							
Domestic violence							
Miscellaneous							
Unclassified							
Total domestic relations							
Estate:							
Probate/wills/intestate							
Guardianship/conservatorship							
/trusteeship							
Miscellaneous estate							
Unclassified estate							
Total estate							
Mental health							
Appeal:							
Appeal of administrative agency case							
Appeal of trial court case							
Total civil appeals							
Miscellaneous civil							
Unclassified civil							
Total civil							

MANNER OF CRIMINAL DISPOSITIONS AND TYPE OF DECISION

	<u>Felony</u>	<u>Misdemeanor</u>	<u>DWI/DUI</u>	<u>Appeal</u>	<u>Miscellaneous criminal</u>	<u>Total</u>
Jury trial:						
Conviction						
Guilty plea						
Acquittal						
Dismissed						
Nonjury trial:						
Conviction						
Guilty plea						
Acquittal						
Dismissed						
Guilty Plea						
Dismissed/nolle prosequi						
Bail forfeiture						
Bound over						
Transferred						
Other						
Total dispositions						

MANNER OF TRAFFIC/OTHER VIOLATION DISPOSITIONS AND TYPE OF DECISION

	<u>Moving traffic violation</u>	<u>Ordinance violation</u>	<u>Parking violation</u>	<u>Miscellaneous traffic violation</u>	<u>Total</u>
Jury trial:					
Conviction					
Guilty plea					
Acquittal					
Dismissed					
Nonjury trial:					
Conviction					
Guilty plea					
Acquittal					
Dismissed					
Guilty Plea					
Dismissed/nolle prosequi					
Bail forfeiture					
Parking fines					
Transferred					
Other					
Total dispositions					

MANNER OF DISPOSITION: TRIALS

	Trial				Trial		
	Jury	Nonjury	Total		Jury	Nonjury	Total
CIVIL:				CRIMINAL:			
Tort:				Felony			
Auto tort				Misdemeanor			
Product liability				DWI/DUI			
Medical malpractice				Appeal			
Unclassified tort				Miscellaneous criminal			
Miscellaneous tort				Unclassified criminal			
Total Tort				Total criminal			
Contract							
Real property rights				TRAFFIC/OTHER VIOLATION:			
Small claims				Moving traffic violation			
Domestic relations:				Ordinance violation			
Marriage dissolution				Parking violation			
Support/custody				Miscellaneous traffic			
Interstate support				Unclassified traffic			
Adoption				Total traffic/other violation			
Paternity							
Domestic violence				JUVENILE:			
Miscellaneous				Criminal-type petition			
Unclassified				Status offense			
Total domestic relations				Child-victim petition			
Estate:				Miscellaneous juvenile			
Probate/wills/intestate				Unclassified juvenile			
Guardianship/conservatorship				Total juvenile			
/trusteeship							
Miscellaneous estate				GRANDTOTAL			
Unclassified estate							
Total estate							
Mental health							
Appeal:							
Appeal of administrative agency case							
Appeal of trial court case							
Total civil appeals							
Miscellaneous civil							
Unclassified civil							
Total civil							

AGE OF PENDING CASELOAD (DAYS)

	0-30 days	31-60 days	61-90 days	91-180 days	181-360 days	361-720 days	over 720 days	Average age of pending cases
CIVIL:								
Tort:								
Auto tort								
Product liability								
Medical malpractice								
Unclassified tort								
Miscellaneous tort								
Total Tort								
Contract								
Real property rights								
Small claims								
Domestic relations:								
Marriage dissolution								
Support/custody								
Interstate support								
Adoption								
Paternity								
Domestic violence								
Miscellaneous								
Unclassified								
Total domestic relations								
Estate:								
Probate/wills/intestate								
Guardianship/conservatorship/trusteeship								
Miscellaneous estate								
Unclassified estate								
Total estate								
Mental health								
Appeal:								
Appeal of administrative agency case								
Appeal of trial court case								
Total civil appeals								
Miscellaneous civil								
Unclassified civil								
Total civil								

	AGE OF PENDING CASELOAD (DAYS)							Average age of pending cases
	0-30 days	31-60 days	61-90 days	91-180 days	181-360 days	361-720 days	over 720 days	
CRIMINAL:								
Felony								
Misdemeanor								
DWI/DUI								
Appeal								
Miscellaneous criminal								
Unclassified criminal								
Total criminal								
TRAFFIC/OTHER VIOLATION:								
Moving traffic violation								
Ordinance violation								
Parking violation								
Miscellaneous traffic								
Unclassified traffic								
Total traffic/other violation								
JUVENILE:								
Criminal-type petition								
Status offense								
Child-victim petition								
Miscellaneous juvenile								
Unclassified juvenile								
Total juvenile								
GRAND TOTAL								
Drug cases								
OTHER PROCEEDINGS:								
Postconviction remedy								
Preliminary hearings								
Sentence review only								
Extraordinary writs								
Total other proceedings								

Appendix 4: *State Populations*

State Populations

Resident Population, 1998

State or territory	Population (in thousands)		
	1998 Juvenile	1998 Adult	1998 Total
Alabama	1,084	3,268	4,352
Alaska	192	422	614
Arizona	1,263	3,405	4,668
Arkansas	654	1,885	2,539
California	8,911	23,755	32,666
Colorado	1,041	2,930	3,971
Connecticut	791	2,483	3,274
Delaware	179	565	744
District of Columbia	103	420	523
Florida	3,540	11,376	14,916
Georgia	2,022	5,620	7,642
Hawaii	298	895	1,193
Idaho	351	878	1,229
Illinois	3,187	8,858	12,045
Indiana	1,517	4,382	5,899
Iowa	722	2,140	2,862
Kansas	697	1,932	2,629
Kentucky	988	2,948	3,936
Louisiana	1,191	3,178	4,369
Maine	292	953	1,245
Maryland	1,287	3,848	5,135
Massachusetts	1,458	4,689	6,147
Michigan	2,552	7,266	9,818
Minnesota	1,259	3,466	4,725
Mississippi	757	1,995	2,752
Missouri	1,407	4,032	5,439
Montana	224	656	880
Nebraska	446	1,217	1,663
Nevada	467	1,280	1,747
New Hampshire	299	886	1,185
New Jersey	1,990	6,125	8,115
New Mexico	504	1,233	1,737
New York	4,503	13,673	18,176
North Carolina	1,920	5,627	7,547
North Dakota	163	476	639
Ohio	2,844	8,365	11,209
Oklahoma	879	2,467	3,347
Oregon	825	2,457	3,282
Pennsylvania	2,860	9,142	12,002
Puerto Rico	1,139	2,718	3,857

State Populations

Resident Population, 1998 (continued)

State or territory	Population (in thousands)		
	1998 Juvenile	1998 Adult	1998 Total
Rhode Island	238	751	989
South Carolina	959	2,877	3,836
South Dakota	201	537	738
Tennessee	1,331	4,099	5,430
Texas	5,629	14,130	19,759
Utah	701	1,398	2,099
Vermont	141	450	591
Virginia	1,645	5,147	6,792
Washington	1,472	4,217	5,689
West Virginia	404	1,407	1,811
Wisconsin	1,351	3,872	5,223
Wyoming	129	352	481

Source: U.S. Bureau of the Census, 1999.

Total State Population for Trend Tables, 1989-1998

State or territory	Population (in thousands)									
	1989	1990	1991	1992	1993	1994	1995	1996	1997	1998
Alabama	4,119	4,041	4,089	4,136	4,187	4,219	4,253	4,273	4,319	4,352
Alaska	527	550	570	587	599	606	603	607	609	614
Arizona	3,557	3,665	3,750	3,832	3,936	4,075	4,218	4,428	4,555	4,668
Arkansas	2,407	2,351	2,372	2,399	2,424	2,453	2,484	2,510	2,523	2,539
California	29,064	29,760	30,380	30,867	31,211	31,431	31,590	31,878	32,268	32,666
Colorado	3,316	3,294	3,377	3,470	3,566	3,656	3,746	3,823	3,893	3,971
Connecticut	3,239	3,287	3,291	3,281	3,277	3,275	3,275	3,274	3,270	3,274
Delaware	672	666	680	689	700	707	717	725	732	744
District of Columbia	604	607	598	589	578	570	555	543	529	523
Florida	12,671	12,938	13,277	13,488	13,679	13,953	14,165	14,400	14,654	14,916
Georgia	6,436	6,478	6,623	6,751	6,917	7,055	7,201	7,353	7,486	7,642
Hawaii	1,112	1,108	1,135	1,160	1,172	1,178	1,187	1,184	1,187	1,193
Idaho	1,014	1,007	1,039	1,067	1,099	1,133	1,163	1,189	1,210	1,229
Illinois	11,658	11,431	11,543	11,631	11,697	11,751	11,830	11,847	11,896	12,045
Indiana	5,593	5,544	5,610	5,622	5,713	5,752	5,803	5,841	5,864	5,899
Iowa	2,838	2,777	2,795	2,812	2,814	2,829	2,842	2,852	2,852	2,862
Kansas	2,513	2,478	2,495	2,523	2,531	2,554	2,566	2,572	2,595	2,629
Kentucky	3,727	3,685	3,713	3,755	3,789	3,827	3,861	3,884	3,908	3,936
Louisiana	4,383	4,220	4,252	4,287	4,295	4,315	4,342	4,351	4,352	4,369
Maine	1,222	1,228	1,235	1,235	1,239	1,241	1,241	1,243	1,242	1,245
Maryland	4,694	4,781	4,860	4,908	4,965	5,006	5,042	5,072	5,094	5,135
Massachusetts	5,912	6,016	5,996	5,988	6,012	6,041	6,074	6,092	6,118	6,147
Michigan	9,274	9,295	9,368	9,437	9,478	9,496	9,549	9,594	9,774	9,818
Minnesota	4,352	4,375	4,432	4,480	4,517	4,567	4,609	4,658	4,686	4,725
Mississippi	2,621	2,573	2,592	2,614	2,643	2,669	2,697	2,716	2,731	2,752
Missouri	5,160	5,117	5,158	5,193	5,234	5,278	5,324	5,359	5,402	5,439
Montana	805	799	808	824	839	856	870	879	879	880
Nebraska	1,611	1,578	1,593	1,606	1,607	1,623	1,637	1,652	1,657	1,663
Nevada	1,109	1,202	1,284	1,327	1,389	1,457	1,531	1,603	1,677	1,747
New Hampshire	1,106	1,109	1,105	1,111	1,125	1,137	1,148	1,162	1,173	1,185
New Jersey	7,736	7,730	7,760	7,789	7,879	7,903	7,946	7,988	8,053	8,115
New Mexico	1,528	1,515	1,548	1,581	1,616	1,653	1,685	1,713	1,730	1,737
New York	17,950	17,990	18,058	18,119	18,197	18,169	18,136	18,185	18,137	18,176
North Carolina	6,570	6,629	6,737	6,843	6,945	7,070	7,195	7,323	7,425	7,547
North Dakota	661	639	635	636	635	638	641	645	641	639
Ohio	10,908	10,847	10,939	11,016	11,091	11,102	11,151	11,173	11,186	11,209
Oklahoma	3,223	3,146	3,175	3,212	3,231	3,258	3,278	3,301	3,317	3,347
Oregon	2,820	2,842	2,922	2,977	3,032	3,086	3,141	3,204	3,243	3,282
Pennsylvania	12,039	11,882	11,961	12,009	12,048	12,053	12,072	12,056	12,020	12,002
Puerto Rico	3,291	3,521	3,522	3,522	3,622	3,686	3,719	3,733	3,806	3,857
Rhode Island	996	1,003	1,004	1,005	1,000	997	990	990	987	989
South Carolina	3,512	3,487	3,560	3,603	3,643	3,664	3,673	3,699	3,760	3,836
South Dakota	716	696	703	711	715	721	729	732	738	738
Tennessee	4,939	4,877	4,953	5,024	5,099	5,175	5,256	5,320	5,368	5,430
Texas	16,991	16,987	17,349	17,656	18,031	18,378	18,724	19,128	19,439	19,759
Utah	1,707	1,723	1,770	1,813	1,860	1,908	1,952	2,000	2,059	2,099
Vermont	566	563	567	570	576	581	585	589	589	591
Virginia	6,097	6,187	6,286	6,377	6,491	6,552	6,619	6,675	6,734	6,792
Washington	4,760	4,867	5,018	5,136	5,255	5,343	5,431	5,533	5,610	5,689
West Virginia	1,857	1,793	1,801	1,812	1,820	1,822	1,828	1,826	1,816	1,811
Wisconsin	4,867	4,892	4,955	5,007	5,038	5,081	5,123	5,160	5,170	5,223
Wyoming	474	454	460	466	470	476	480	481	480	481
TOTAL	251,524	252,230	255,703	258,553	257,904	264,026	266,477	269,018	271,442	274,156

Source: U.S. Bureau of the Census, 1999.

State Court Organization 1998

The Bureau of Justice Statistics and the National Center for State Courts announce *State Court Organization, 1998*. Copies will be available from the National Criminal Justice Reference Service during the first half of 2000. The newest edition will cover most of the topics included in the 1993 edition and will cover new topics as well. Notable additions are tables on court automation, specialized courts, the administrative authority of presiding trial court judges, and the processing of domestic violence cases. A table of contents appears below:

1. **Courts and Judges**
 - 1 Appellate Courts in the United States
 - 2 Number of Appellate Court Justices
 - 3 Trial Courts and Trial Court Judges of the United States
 - 27 Special Calendars in Appellate Courts
 - 28 Limitations on Oral Argument in Appellate Courts
 - 29 Type of Court Hearing Administrative Agency Appeals
2. **Judicial Selection and Service**
 - 4 Selection of Appellate Court Judges
 - 5 Terms of Appellate Court Judges
 - 6 Qualifications to Serve as an Appellate Court Judge
 - 7 Selection and Terms of Trial Court Judges
 - 8 Qualifications to Serve as a Trial Court Judge
 - 9 Judicial Nominating Commissions
 - 10 Provisions for Mandatory Judicial Education
 - 11 Judicial Performance Evaluation
 - 12 Judicial Discipline: Investigating and Adjudicating Bodies
3. **The Judicial Branch: Governance, Funding, and Administration**
 - 13 Governance of the Judicial Branch
 - 14 The Rule Making Authority of Courts of Last Resort by Specific Areas
 - 15 Judicial Councils and Conferences: Composition and Function
 - 16 Judicial Compensation Commissions
 - 17 Preparation and Submission of the Judicial Branch Budget
 - 18 Sources of Trial Court Funding and Staffing by Selected Expenditure Items
 - 19 Appellate Court Responsibilities and Staffing by Function
 - 20 Administrative Office of the Courts: Trial Court Responsibilities and Staffing by Function
 - 21 Court Automation
4. **Appellate Courts: Jurisdiction, Staffing, and Procedures**
 - 22 Mandatory and Discretionary Jurisdiction of Appellate Courts
 - 23 Structure of Panels Reviewing Discretionary Petitions
 - 24 Clerks of Appellate Courts: Numbers and Method of Selection
 - 25 Provisions of Law Clerks to Appellate Court Judges
 - 26 Expediting Procedures in Appellate Courts
5. **Trial Courts: Administration, Procedures, Specialized Jurisdiction**
 - 30 Authority of Administrative Judges
 - 31 Trial Court Clerks
 - 32 Trial Court Administrators
 - 33 Specialized Court Jurisdiction: Drug Courts
 - 34 Specialized Court Jurisdiction: Family Courts
 - 35 Provisions for Processing Domestic Violence Cases
 - 36 Tribal Courts
 - 37 Media Coverage of Trial and Appellate Courts
 - 38 The Defense of Insanity: Standards and Procedures
6. **The Jury**
 - 39 Trial Juries: Qualifications and Source Lists for Juror Service
 - 40 Trial Juries: Exemptions, Excusals, and Fees
 - 41 Trial Juries: Who Conducts Voir Dire and the Allocation of Peremptory Challenges
 - 42 Trial Juries: Size and Verdict Rules
 - 43 Grand Juries: Composition and Functions
7. **The Sentencing Context**
 - 44 Sentencing Statutes: Key Definitions and Provisions for Sentence Enhancement
 - 45 Jurisdiction for Adjudication and Sentencing of Felony Cases
 - 46 Sentencing Procedures in Capital and Non-Capital Felony Cases
 - 47 The Availability of Intermediate Sanctions
 - 48 Active Sentencing Commissions/Sentencing Guideline Systems
 - 49 Collateral Consequences of a Felony Conviction
 - 50 Good Time Accumulation and Parole
8. **Court Structure Charts**

State Court Organization, 1998, the fourth in a series initiated in 1980, is a joint effort by the Bureau of Justice Statistics, the Conference of State Court Administrators, and the National Center for State Courts.