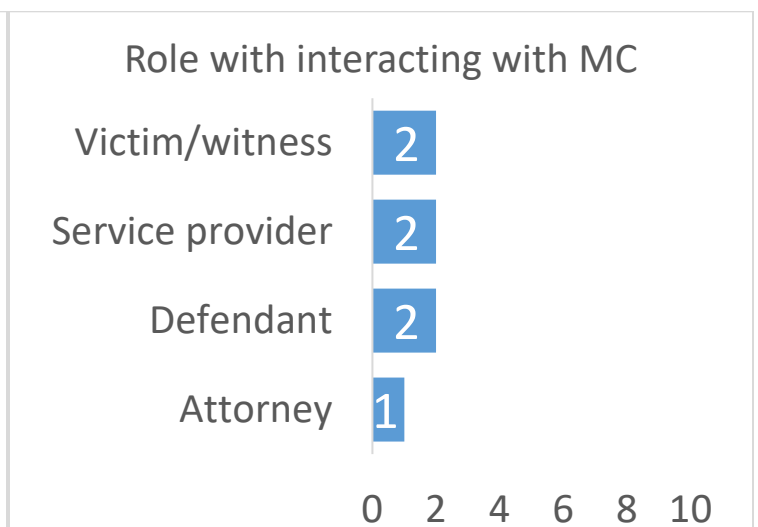
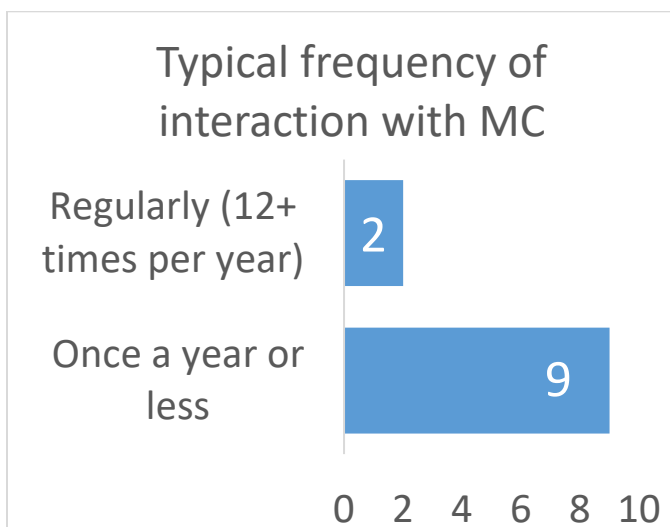
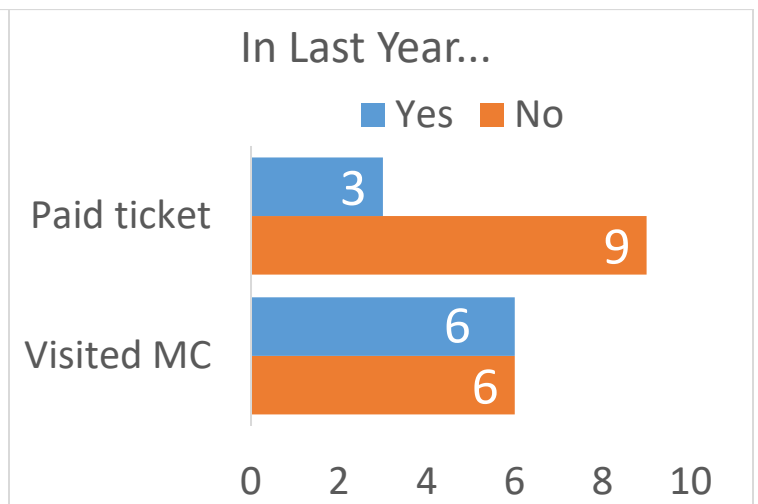
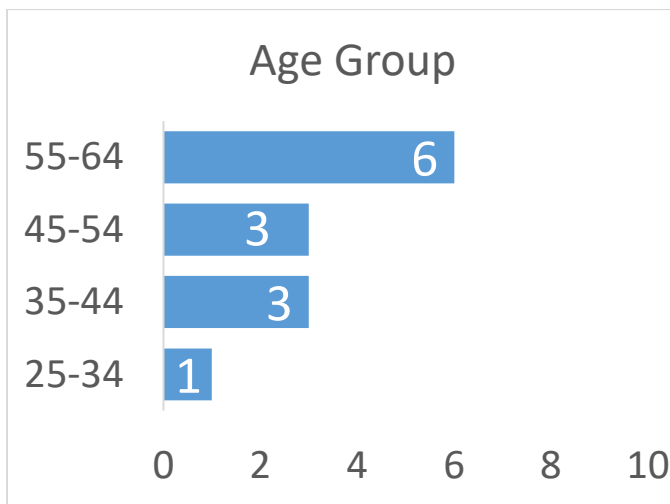
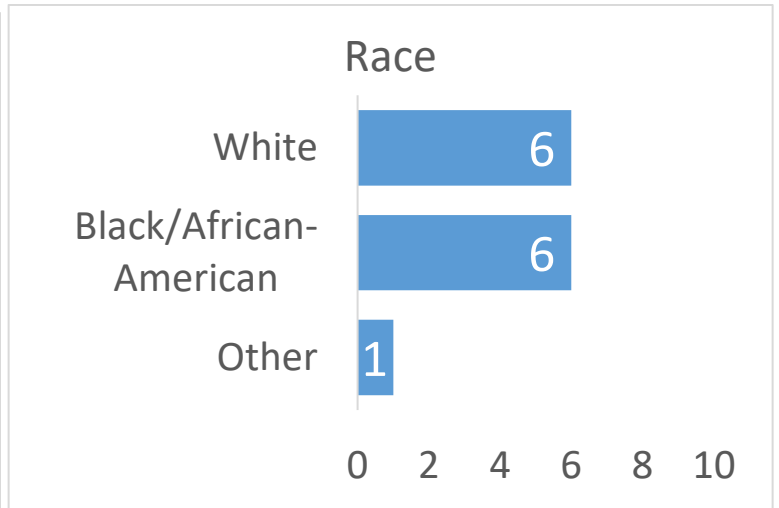
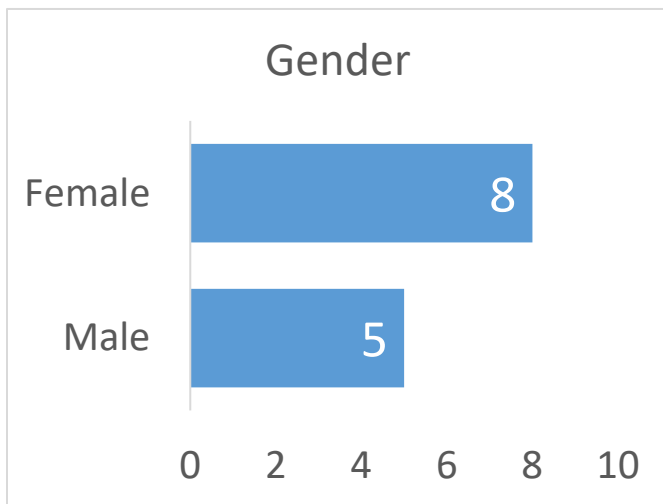


Appendix D: Overview and Analysis of Pre- and Post-Engagement Survey Questions

Demographics of Attendees

When registering via Eventbrite for the sessions, interested attendees were asked several demographic questions to help the Court understand the backgrounds and representation of those attending. Since a number of people joined the sessions without pre-registering, only 13 of the 24 attendees provided this information. A summary of the available demographics for attendees is below.



Motivation for Attending and Knowledge of Court

Via the Zoom polling function, the first substantive question that attendees were asked was about their motivation for attending. They then were asked a number of questions about their knowledge of the Municipal Court, both as a strategy for engagement and also to understand and clarify potential points of misunderstanding prior to break-out discussions.

In the first session, 12 people participated in answering at least one Zoom polling question; in the second session, 16 people participated. In both sessions, the number of participants varied from question to question. Individual and combined results are shown for each question about motivation for attendance and knowledge of Municipal Court:

Question		10/27/20	10/29/20	Combined
What motivated you to participate today?	To learn about Municipal Court	57%	57%	57%
	My experience with Municipal Court	0%	29%	19%
	To provide feedback	43%	14%	24%
Is Municipal Court a City department?	True	60%	45%	50%
	False	40%	55%	50%
Approximately how many cases are filed in the Kansas City Municipal Division?	10,000	0%	0%	0%
	50,000	17%	50%	36%
	100,000	50%	38%	43%
	200,000	33%	13%	21%
What is the standard of proof for the prosecutor to prove your guilt?	A preponderance of the evidence	0%	40%	24%
	Clear and convincing evidence	43%	20%	29%
	Beyond a reasonable doubt just like it was a felony case	57%	40%	47%
Can you be sentenced to jail for speeding?	True	25%	40%	36%
	False	75%	60%	64%

Trust in Municipal Court and Factors in Trust

Prior to the breakout session discussions, via the Zoom polling function, participants were asked about their level of trust in Municipal Court and then about the factors contributing to their level of trust. After the breakout sessions, participants were asked the same two questions to assess any movement in sentiment.

In the first session, 9 and 7 people answered the first set of questions and 6 and 5 answered the second set of questions. In the second session, 11 and 12 people answered the first set of questions and 12 and 13 answered the second set of questions. Individual and combined results for the pre- and post-questions on trust are shown below:

How much do you trust or distrust the Kansas City Municipal Court?

Likert Scale	10/27/20		10/29/20		Combined	
	Pre	Post	Pre	Post	Pre	Post
Trust a lot	11%	17%	18%	17%	15%	17%
Trust some	11%	0%	27%	42%	20%	28%
Trust slightly	22%	17%	27%	17%	25%	17%
Neutral, neither trust nor distrust	0%	50%	18%	0%	10%	17%
Distrust slightly	33%	0%	0%	8%	15%	6%
Distrust some	11%	0%	9%	8%	10%	6%
Distrust a lot	11%	17%	0%	8%	5%	11%

Combined Scale	10/27/20		10/29/20		Combined	
	Pre	Post	Pre	Post	Pre	Post
Trust	44%	33%	73%	75%	60%	61%
Neutral	0%	50%	18%	0%	10%	17%
Distrust	56%	17%	9%	25%	30%	22%

Which factor(s) below have the most substantial impact on how much you trust or distrust the Kansas City Municipal Court? (choose all that apply)

	10/27/20		10/29/20		Combined	
	Pre	Post	Pre	Post	Pre	Post
How fairly the court treats people of different races, genders, ages, wealth, or other characteristics	100%	100%	50%	62%	68%	72%
Whether the court acts with integrity and honesty	43%	60%	67%	77%	58%	72%
Whether the court personnel (staff and judges) treat people with respect	71%	40%	42%	46%	53%	44%
How well the court helps me understand how it works	57%	80%	50%	62%	53%	67%