


NCSC  
KF  
180  
C74  
1980  
C.2

# State court caseload statistics:

## Annual Report, 1980



CONFERENCE OF STATE COURT ADMINISTRATORS • ALABAMA • ALASKA • ARIZONA • AR  
CALIFORNIA • COLORADO • CONNECTICUT • DELAWARE • DISTRICT OF COLUMBIA •  
GEORGIA • HAWAII • IDAHO • ILLINOIS • INDIANA • IOWA • KANSAS • KENTUCKY • LO  
MAINE • MARYLAND • MASSACHUSETTS • MICHIGAN • MINNESOTA • MISSISSIPPI • M  
MONTANA • NEBRASKA • NEVADA • NEW HAMPSHIRE • NEW JERSEY • NEW MEXICO • NE  
NORTH CAROLINA • NORTH DAKOTA • OHIO • OKLAHOMA • OREGON • PENNSYLVANIA •  
ISLAND • SOUTH CAROLINA • SOUTH DAKOTA • TENNESSEE • TEXAS • UTAH • V  
VIRGINIA • WASHINGTON • WEST VIRGINIA • WISCONSIN • WYOMING • ALABAMA • ALA  
ARKANSAS • CALIFORNIA • COLORADO • CONNECTICUT • DELAWARE • DISTRICT OF C  
FLORIDA • GEORGIA • HAWAII • IDAHO • ILLINOIS • INDIANA • IOWA • KANSAS • KEN  
LOUISIANA • MAINE • MARYLAND • MASSACHUSETTS • MICHIGAN • MINNESOTA • MIS  
MISSOURI • MONTANA • NEBRASKA • NEVADA • NEW HAMPSHIRE • NEW JERSEY • NEW  
NEW YORK • NORTH CAROLINA • NORTH DAKOTA • OHIO • OKLAHOMA • OREGON • PE  
PUERTORICO • RHODE ISLAND • SOUTH CAROLINA • SOUTH DAKOTA • TENNESSEE • TEXAS  
UTAH • VIRGINIA • WASHINGTON • WEST VIRGINIA • WISCONSIN • WYOMING • ALABAMA

NATIONAL CENTER  
FOR STATE COURTS

Court Statistics and  
Information Management Project  
July, 1984

Library  
National Center for State Courts  
300 Newport Ave.  
Williamsburg, VA 23185

**I M P O R T A N T**

We have provided an evaluation sheet at the end of this publication. It will assist us in improving future reports if you complete and return it at your convenience.

This project was supported by Federal Grant No. 83-BJ-CX-K018 awarded to the National Center for State Courts, Williamsburg, Virginia, by the Bureau of Justice Statistics (BJS), U.S. Department of Justice, under the Omnibus Crime Control and Safe Streets Act of 1968, as amended. The Court Statistics and Information Management Project is directed by Victor E. Flango for the National Center for State Courts and monitored by Carla K. Gaskins for BJS. Points of view or opinions stated in this document are those of the author and do not necessarily represent the official position or policies of the U.S. Department of Justice.

Copyright©1984 by National Center for State Courts  
Printed in United States of America

National Center Publication No. R-092

This State Court Caseload Statistics: Annual Report, 1980 is the sixth in a series containing statistical caseload data compiled from the annual reports of each state court system and from other unpublished data. This volume is a product of the cooperative effort between the National Center for State Courts and the Conference of State Court Administrators (COSCA), to develop within the Center a national database of state court caseload statistics. The effort is funded by the Bureau of Justice Statistics.

This is the second volume in the series whose data are available on computer tape. Machine readable data is a major asset to those conducting research on state court management and facilitates greatly the compilation of the summary tables in this volume. The Center hopes to continue this automation in future years.

The Court Statistics and Information Management Project (CSIM) continues to expand the scope of its activities and capabilities, shifting its focus from data collection and publication to the analysis of these data for the benefit of the courts community. The automation described above should enhance staff's ability to conduct such research. This Annual Report series,

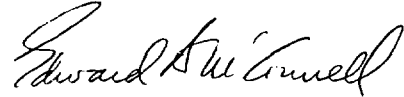
The Conference of State Court Administrators (COSCA) continues to support the Court Statistics and Information Management Project in its efforts to establish, within the National Center for State Courts (NCSC), the capability to gather, analyze, and disseminate statistical information on state court systems. The project has been made a cooperative effort between COSCA and the NCSC by giving policy control and direction over the project to a committee composed of state court administrators, court data processing personnel, a trial court administrator, and a representative from the academic community selected by COSCA.

This sixth edition of the Annual Report improves upon the data and tables contained in previous editions of the report. In making these improvements, we continue to be guided by the users of this information. Many of the summary tables have been rearranged to identify comparable data. This is an ongoing process that will continue to benefit from increased awareness of comparable subject-matter jurisdiction among the states. Modifications have also been made to the way in which the trial data from general and limited jurisdiction courts are presented. It is our belief that these additions and modifications will help the users of this report to find the information they need in a form that is useful to them.

This year's continued automation of the data contained within this Report will greatly improve staff's ability to conduct sophisticated analysis

however, will continue to be the principal project publication. From year to year the quantity and quality of the reported data demonstrate gradual improvement.

The National Center has been assisted in data gathering for the production of the Annual Report by state and local-level court personnel from across the country. The leadership of COSCA and especially the COSCA-CSIS Committee, now chaired by Walter Kane, have helped guide project staff in their search for ways to present these data in a way that is both parsimonious and comparable.



Edward B. McConnell,  
Executive Director  
National Center for State Courts

of court management data, and facilitate the project's goal of disseminating statistical information in a form conducive to research.

As always, we must caution the reader of this report to pay close attention to all indications of the completeness and comparability of data, and to read the introduction to the report where the methodology used to construct the report is discussed. Face sheets for the summary tables further outline the sources of data, the rationale behind some of the summary statistics, and minimum limitations that should be considered in interpreting the data. An inspection of the current edition and the five previous editions of this report should demonstrate to the reader that the quality and quantity of court-related data continue to improve.



Walter J. Kane, Chairman  
COSCA-CSIS Committee  
Conference of State Court  
Administrators

## Conference of State Court Administrators Court Statistics and Information Management Project Committee

Walter J. Kane, Chairman (1982 to present)  
State Court Administrator, Rhode Island

Larry P. Polansky, Chairman (1981 to 1982)  
Executive Officer of the District  
of Columbia Courts

William G. Bohn (1982 to present)  
State Court Administrator, North Dakota

Hugh M. Collins (1982 to present)  
Deputy Judicial Administrator, Louisiana

Sue K. Dosal (1982 to present)  
State Court Administrator, Minnesota

Abraham J. Gafni  
Court Administrator, Supreme Court of Pennsylvania

Roy O. Gulley (1978 to present)  
Director, Administrative Office of the Courts,  
Illinois

L. M. Jacobs IV (1982 to 1984)  
Executive Court Administrator, Detroit, Michigan

J. Denis Moran (1983 to present)  
Director of State Courts, Wisconsin

Richard J. Richardson (1982 to present)  
University of North Carolina

Francis J. Taillefer (1982 to present)  
Director of Information Services, North Carolina

## National Center for State Courts Board of Directors

Chief Justice Ralph J. Erickstad, President  
Supreme Court of North Dakota

Chief Justice W. Ward Reynoldson, President-elect  
Supreme Court of Iowa

Lester Earl Cingcade, Vice-President  
Director of the Courts of Hawaii

Chief Justice B. Don Barnes  
Supreme Court of Oklahoma

Judge Dorothy T. Beasley  
State Court of Fulton County, Georgia

Judge George C. Berry  
Probate Court, Missouri

Presiding Judge Robert C. Broomfield  
Superior Court of Maricopa County, Arizona

Judge Mercedes F. Deiz  
Circuit Court of Fourth Judicial District,  
Oregon

Haliburton Fales, 2d  
White and Case, New York City, New York

Chief Justice William H. D. Fones  
Supreme Court of Tennessee

Vernon M. Geddy, Jr.  
McGuire, Woods and Battle, Virginia

Chief Justice Edward F. Hennessey  
Supreme Judicial Court of Massachusetts

Presiding Justice John T. Racanelli  
Court of Appeal, California

Judge Kaliste J. Saloom, Jr.  
City Court of Lafayette, Louisiana

Presiding Judge Leo M. Spellacy  
Court of Common Pleas of Cuyahoga County,  
Ohio

Charles H. Starrett, Jr.  
Court Administrator, Court of Common  
Pleas of Allegheny County, Pennsylvania

James D. Thomas  
State Court Administrator, Colorado

Executive Director: Edward B. McConnell

## National Center for State Courts Staff

Court Statistics and Information Management  
Project Staff \_\_\_\_\_

Victor E. Flango, Project Director  
Mary Louise Clifford, Staff Associate  
Mary E. Elsner, Staff Associate  
Jeanne A. Ito, Staff Associate  
Robert T. Roper, Staff Associate  
Brenda W. Jones, Administrative Secretary  
Cheryl H. Letchworth, Research Assistant

Student Assistants \_\_\_\_\_

Elizabeth E. Ewing, Legal Research Assistant  
Thomas P. Gorman, Legal Research Assistant  
Terry N. Grimes, Legal Research Assistant  
Kimberly H. Humes, Legal Research Assistant

Word Processing Department \_\_\_\_\_

Patricia H. Maddox, Word Processing Supervisor  
Stacey A. Healy, Word Processing Secretary  
F. Robyn Smith, Word Processing Secretary

Publications \_\_\_\_\_

Tina Beaven  
Carolyn R. McMurrin  
Catherine G. Minga  
Joy Scott

John J. Jarosak, Legal Research Assistant  
Patricia L. Phelan, Legal Research Assistant  
William H. Wright, Legal Research Assistant

## Acknowledgments

The preparation of State Court Caseload Statistics: Annual Report, 1980 has been supervised and greatly assisted by the Court Statistics and Information Systems (CSIS) Committee appointed from the membership of the Conference of State Court Administrators (COSCA). The CSIS Committee members have given generously of their time, talent, and experience. Their participation has been invaluable to the project staff. The positive control exerted by COSCA through this committee, using a review and approval process, has greatly enhanced the quality of this report.

The COSCA CSIS Committee members, however, are not the only COSCA members whose assistance has been vital to the production of this document. The administrators and their staff in all the 50 states, the District of Columbia, Guam, and Puerto Rico have provided the Court Statistics and Information Management Project with whatever research materials they had available, both published and unpublished, and

they have been consistently patient and helpful in answering written and telephoned inquiries for more data or for explanations of the data provided. Their continuing support of the development of a national data base of state court statistics within the National Center for State Courts is the crucial element in determining the quality of the statistics that are being gathered.

The members of the National Conference of Appellate Court Clerks are other indispensable sources of much-needed data. The clerks volunteered to provide and verify appellate court data that in many states are unavailable from any other source. Their assistance has been invaluable in increasing the quality of appellate court data available to the project.

The Court Statistics and Information Management Project staff would like to recognize and thank all these many individuals who have contributed to this sixth in the series of annual reports on state court caseload statistics.

# Highlights

Production of the Annual Report series is an evolutionary process with the long-term goal of improving the statistical series playing an important role for the Court Statistics and Information Management Project. This process is further discussed in the introduction.

Data availability has improved from the first half of this century, when the first national compilation of caseload data was attempted. Some gross volume data are displayed in this report for all appellate courts, for most of the trial courts of general jurisdiction, and for many of the trial courts of limited or special jurisdiction. However, the validity and reliability of much of the data reported has not been ascertained.

Substantial effort by the Court Statistics and Information Management Project (CSIM) staff and the Conference of State Court Administrators CSIS Committee was required to develop a methodology for displaying nationwide state court caseload for the first annual report, published in 1979 to cover the 1975 court year. During preliminary attempts to aggregate available statistics into specific groupings, it became obvious that any realistic compilation must have a structure derived from, not superimposed upon, the data reported by the states. The second annual report (i.e., 1976), published in 1980, reflected that orientation and emphasis, with augmentations made to improve the presentation of the data and to accommodate the addition of limited jurisdiction data. In the third edition of the Annual Report series, the summary tables were extensively re-vised to reflect recommendations made by members of the Methodological Review Panel. The summary statistics as presented in this sixth annual report reflect the existing situation in state court statistics and are presented in a format designed to increase their usefulness.

For the reader of this document, cautionary notes necessarily abound. Because of many state-to-state variations in the kinds of data reported, the summary tables in this annual report do not permit extensive, valid, direct comparisons of caseload among states without careful examination of all the factors involved in assuring that the data are comparable. Variations in data availability, court organization, subject matter jurisdiction, definitions of case types and units of count, reporting periods, and the degrees of completeness and accuracy of data all combine to make cross-jurisdictional comparisons extremely complex. These variations are discussed in general terms in the introduction to the report. The limitations on analysis section can be found in the face sheets accompanying each summary table.

Comparisons among the 1980 data contained in this report and the 1975 through 1979 data contained in the first five reports in this series should be made only after careful examination of the factors mentioned above to ascertain that these factors have not changed for the courts of interest.

The report is divided into two parts, each with its own purpose. The summary statistical tables in Part I were constructed from the individual court profiles for all the states found in Part II. Depending on the interest of the user, he can proceed from the general to the

specific or vice versa. Users of the report may locate a summary table of interest in Part I, for example, one containing caseload inventory data for domestic relations cases. An examination of the data contained in the table may stimulate questions that are answered, in part, by reference to either the court organization charts or individual court profiles contained in Part II. Another approach is to first examine a court profile in Part II of the document, and then turn to the appropriate summary tables in Part I to compare caseload volume of other courts with similar jurisdiction, to that of the court of interest.

This two-part structure for the document required its preparation to proceed in stages. First an overview court organization chart and an individual statistical profile was prepared for each state's appellate and trial courts. The resulting documentation makes up Part II of this report. Data were then compiled into nationwide inventory statistics (begin pending, filed, disposed, and end pending). The inventory statistics were separated where possible into broad case category classifications, chosen to reflect the kinds of data being reported by the states.

Several general observations can be made about the 1980 state court caseload data. First, in addition to the increase in available data, the number of cases filed in the courts has also increased from 1979 to 1980. The caseload estimates indicate that the number of cases filed per judge has increased. Most trial courts also reported increases in the number of filings from 1979 to 1980. Second, the courts have managed to handle this increase in filings fairly well with most courts disposing between 90 and 100 percent of the number of cases filed. A few courts disposed more cases than were filed. The disposition rates of less than 100 percent, however, mean that most courts are adding to their pending caseload. For courts reporting pending caseload, most had increases of less than 20 percent. Finally, for courts reporting pending and filed data, the number of cases pending at the end of the year as a percent of the number of cases filed was less than 60 percent for most courts of last resort, less than 90 percent for most intermediate appellate courts and for civil caseload in most trial courts, less than 50 percent for criminal caseload in most trial courts, and less than 50 percent for juvenile caseload in most trial courts.

The composition of the caseload of the courts is also of interest. In the appellate courts, the data available indicate that approximately 55 percent of the appeals filed in 1980 were civil appeals. For the trial courts in 1980 the caseload estimates indicate that of the 85.8 million cases filed, approximately 14.6 million were civil cases, 11.3 million were criminal cases, 58.4 million were traffic cases, and 1.5 million were juvenile cases.

The court organization charts and statistical profiles in Part II are helpful references because they indicate not only the organization and subject matter jurisdiction of the courts in each state, but also the differences in reporting periods, units of count, and variations in case categories and classifications. They show at a glance how much data were available for comparison purposes.

# Contents

Foreword . . . . .	Page iii
Acknowledgments . . . . .	v
Highlights . . . . .	vi
List of figures . . . . .	vii
List of tables . . . . .	vii
List of state court statistical profiles . . . . .	x

## Introduction

Court Statistics and Information	
Management Project . . . . .	3
Uses of court statistical data . . . . .	3
Scope of the data in the annual report series . . . . .	4
Data collection . . . . .	4
Data sources . . . . .	4
Verification of data . . . . .	4
Types of data included . . . . .	4
Variations in reporting periods . . . . .	5
Data display . . . . .	5
Case category classifications . . . . .	5
Format used . . . . .	5
Data interpretation . . . . .	7
Continuing development of the series . . . . .	7
Dynamics of improvement . . . . .	8

## Part I: 1980 State court caseload summary statistics

Appellate court summary statistics . . . . .	13
Trial court summary statistics . . . . .	51

## Part II: 1980 State court statistical profiles

Explanation of contents of each profile . . . . .	155
Prototype of state court system chart . . . . .	156
Prototype of court of last resort or intermediate appellate court chart . . . . .	157
Prototype of court of general jurisdiction or court of limited jurisdiction chart . . . . .	159
State court profiles: Alabama through Wyoming . . . . .	164

## Appendices

Appendix A: Technical discussion of estimation procedure . . . . .	485
Appendix B: Sources of 1980 state court caseload statistics . . . . .	490
Other Publications . . . . .	494

## List of figures

Figure A: Reporting periods for state courts, not using the calendar year 1980. . . . .	5
Figure B: Cross-reference to summary tables in previous editions of the Annual Report series. . . . .	6
Figure C: Criminal case unit of count, used by trial courts, by state . . . . .	52

## List of tables

Table 1: Reported and estimated national caseload for courts of last resort, intermediate appellate courts, and all appellate courts, 1980. Estimated cases per judge and per 100,000 population . . . . .	15
Table 2: Reported appellate court caseload for all appellate courts, 1980. Disposed as a percent of filing. Number of courts of last resort and intermediate appellate courts. Reported national totals with number of states reporting and percent of population represented. . . . .	17
Table 3: Detailed caseload categories for courts of last resort, 1980. Appeals, original proceedings, requests to appeal, sentence review only, and total cases. Reported national totals with number of states reporting and percent of population represented . . . . .	20
Table 4: Detailed caseload categories for intermediate appellate courts, 1980. Appeals, original proceedings, requests to appeal, and total cases. Reported national totals with number of states reporting and percent of population represented. . . . .	24
Table 5: Caseload for appeals and requests to appeal (civil and criminal) and total cases for courts of last resort, 1980 . . . . .	28
Table 6: Caseload for appeals and requests to appeal (civil and criminal) and total cases for intermediate appellate courts, 1980 . . . . .	30
Table 7: Caseload for courts of last resort in states with intermediate appellate courts, 1980. State population. Disposed and end pending as a percent of filed. Number and percent change in pending. Filed and disposed per judge. Filed per 100,000 population. . . . .	34

Table 8:	Caseload for courts of last resort in states without intermediate appellate courts, 1980. State population. Disposed and end pending as a percent of filed. Number and percent change in pending. Filed and disposed per judge. Filed per 100,000 population. . . . .	35
Table 9:	Caseload for intermediate appellate courts, 1980. State population. Disposed and end pending as a percent of filed. Number and percent change in pending. Filed and disposed per judge. Filed per 100,000 population. . . . .	36
Table 10:	Opinions reported by appellate courts, 1980. Courts reporting dispositions by opinion. Number and percent of cases disposed by opinion, by case type. Total cases disposed by opinion, total cases disposed, and number of justices/judges . . . . .	40
Table 11:	Time interval (days) data for courts of last resort and intermediate appellate courts, 1980. Courts grouped by beginning event point. Beginning event to briefs filed, to argument or submission, and to decision announced. Argument or submission to decision announced. Type of cases included and statistic type (mean or median) . . . . .	46
Table 12:	Filed cases for appellate courts, 1975-1980. Number of cases, and percent changes . . . . .	49
Table 13:	Reported national caseload (civil, criminal, traffic, juvenile, and total) in general jurisdiction, limited jurisdiction, and all trial courts, 1980. Estimated civil, criminal, juvenile, traffic, and total cases filed and disposed in all trial courts . . . . .	55
Table 14:	Reported total trial court caseload, 1980. General and limited jurisdiction courts. Population. Filed and disposed, disposed as a percentage of filed, and filed per 100,000 population for the civil, criminal, traffic, juvenile, and total state caseload . . . . .	58
Table 15:	Civil filed and disposed for general jurisdiction, limited jurisdiction, and all trial courts, 1980. Disposed as a percent of filed . . . . .	69
Table 16:	Composition of civil case filings in general jurisdiction courts, 1980. State and court. Civil case categories . . . . .	71
Table 17:	Composition of civil case dispositions in general jurisdiction courts, 1980. State and court. Civil case categories . . . . .	73
Table 18:	Tort caseload for trial courts, 1980. State population. Courts reporting tort (auto tort, professional tort, product liability tort, and other tort) caseload. Disposed and end pending as a percent of filed. Number and percent change in pending. Filed per 100,000 population . . . . .	77
Table 19:	Contract caseload for trial courts, 1980. State population. Courts reporting contract caseload. Disposed and end pending as a percent of filed. Number and percent change in pending. Filed per 100,000 population . . . . .	79
Table 20:	Small claims caseload for trial courts, 1980. State population. Courts reporting small claims caseload. Disposed and end pending as a percent of filed. Number and percent change in pending. Filed per 100,000 population . . . . .	80
Table 21:	Real property rights caseload for trial courts, 1980. State population. Courts reporting real property rights caseload. Disposed and end pending as a percent of filed. Number and percent change in pending. Filed per 100,000 population . . . . .	82
Table 22:	Domestic relations caseload for trial courts, 1980. State population. Courts reporting domestic relations caseload. Disposed and end pending as a percent of filed. Number and percent change in pending. Filed per 100,000 population . . . . .	84
Table 23:	Estate caseload for trial courts, 1980. State population. Courts reporting estate caseload. Disposed and end pending as a percent of filed. Number and percent change in pending. Filed per 100,000 population . . . . .	86
Table 24:	Mental health caseload for trial courts, 1980. State population. Courts reporting mental health caseload. Disposed and end pending as a percent of filed. Number and percent change in pending. Filed per 100,000 population . . . . .	88
Table 25:	Civil appeals caseload for trial courts, 1980. State population. Courts reporting civil appeals caseload. Disposed and end pending as a percent of filed. Number and percent change in pending. Filed per 100,000 population . . . . .	89



Table 26:	Civil jury and non-jury trial dispositions by case type, 1980. State and court. Civil case types. Jury trial definition. Dispositions per case type, number of trials, trials as a percent of dispositions, number of jury trials, jury trials as a percent of dispositions and of trials . . . . .	92
Table 27:	Criminal filed and disposed in general jurisdiction, limited jurisdiction, and all trial courts, 1980. Disposed as a percent of filed. . . . .	97
Table 28:	Composition of criminal case filings in general jurisdiction courts, 1980. State and court. Criminal case categories . . . . .	99
Table 29:	Composition of criminal case dispositions in general jurisdiction courts, 1980. State and court. Criminal case categories . . . . .	101
Table 30:	Felony caseload for general jurisdiction courts, 1980. State adult population within unit of count groupings. Courts reporting felony caseload. Disposed and end pending as a percent of filed. Number and percent change in pending. Filed per 100,000 adult population . . . . .	105
Table 31:	Misdemeanor caseload for trial courts, 1980. State adult population within unit of count groupings. Courts reporting misdemeanor caseload. Disposed and end pending as a percent of filed. Number and percent change in pending. Filed per 100,000 adult population . . . . .	106
Table 32:	Combined felony and misdemeanor caseload, 1980. State adult population within unit of count groupings. Courts reporting felony, misdemeanor, or felony/misdemeanor caseload. Disposed and end pending as a percent of filed. Number and percent change in pending. Filed per 100,000 adult population . . . . .	109
Table 33:	Ordinance violation caseload for trial courts, 1980. State population within unit of count groupings. Courts reporting ordinance violations caseload. Disposed and end pending as a percent of filed. Number and percent change in pending. Filed per 100,000 adult population . . . . .	113
Table 34:	Preliminary hearing caseload for trial courts, 1980. State adult population within unit of count groupings. Courts reporting felony preliminary caseload. Disposed and end pending as a percent of filed. Number and percent change in pending. Filed per 100,000 adult population . . . . .	114
Table 35:	Criminal appeals caseload for trial courts, 1980. State adult population within unit of count groupings. Courts reporting criminal appeals caseload. Disposed and end pending as a percent of filed. Number and percent change in pending. Filed per 100,000 adult population . . . . .	116
Table 36:	Criminal disposition types for trial courts, 1980. Courts reporting criminal disposition types. Pleas, total convictions, trial convictions, acquitted, nolle prosequi, and dismissed. Each disposition type as a percent of criminal dispositions . . . . .	118
Table 37:	Criminal jury and non-jury trial dispositions by case type, 1980. State and court. Criminal case types. Jury trial definition. Dispositions per case type, number of trials, trials as a percent of dispositions, number of jury trials, jury trials as a percent of dispositions and of trials . . . . .	122
Table 38:	Traffic filed and disposed in general jurisdiction, limited jurisdiction, and all trial courts, 1980. Disposed as a percent of filed. . . . .	125
Table 39:	DWI/DUI caseload for trial courts, 1980. State population. Courts reporting DWI/DUI caseload. Disposed and end pending as a percent of filed. Number and percent change in pending. Filed per 100,000 population . . . . .	127
Table 40:	Traffic disposition types for trial courts, 1980. State population. Courts reporting traffic disposition type data. Pleas, violations bureau, bail or bond forfeitures, total convictions, trial convictions, acquitted, nolle prosequi, and dismissed. Each disposition type as a percent of traffic dispositions . . . . .	130
Table 41:	Traffic jury and non-jury trial dispositions, 1980. State and court. Jury trial definition. Number of dispositions and trials. Trials as a percent of dispositions. Numbers of jury trials, jury trials as a percent of dispositions and trials . . . . .	133
Table 42:	Juvenile filed and disposed for general jurisdiction, limited jurisdiction, and all trial courts, 1980. Disposed as a percent of filed. . . . .	138

Table 43: Criminal-type offense caseload for trial courts, 1980. State juvenile population. Courts reporting criminal-type caseload. Disposed and end pending as a percent of filed. Number and percent change in pending. Filed per 100,000 juvenile population . . . . .	138
Table 44: Status offense caseload for trial courts, 1980. State juvenile population. Courts reporting status offenses caseload. Disposed and end pending as a percent of filed. Number and percent change in pending. Filed per 100,000 juvenile population . . . . .	139
Table 45: Non-offense caseload for trial courts, 1980. State juvenile population. Courts reporting non-offense caseload. Disposed and end pending as a percent of filed. Number and percent change in pending. Filed per 100,000 juvenile population . . . . .	140
Table 46: Filed cases (total, civil, criminal, and juvenile cases) for trial courts, 1975-1980. Number of cases, percent changes . . . . .	142

### List of state court statistical profiles

Prototype		Arkansas	
State Court System, 1980 . . . . .	156	Arkansas Court System, 1980. . . . .	184
Court of last resort or intermediate appellate court . . . . .	157	Arkansas Supreme Court--court of last resort . . . . .	185
Court of general, limited, or special jurisdiction. . . . .	159	Arkansas Court of Appeals--intermediate appellate court . . . . .	187
Alabama		Arkansas Circuit Court--court of general jurisdiction. . . . .	188
Alabama Court System, 1980 . . . . .	164	Arkansas Chancery and Probate Court --court of general jurisdiction . . . . .	189
Alabama Supreme Court--court of last resort. . . . .	165	Arkansas Court of Common Pleas--court of limited jurisdiction. . . . .	189
Alabama Court of Civil Appeals--intermediate appellate court . . . . .	166	Arkansas County Court--court of limited jurisdiction. . . . .	190
Alabama Court of Criminal Appeals--intermediate appellate court. . . . .	167	Arkansas Municipal Court--court of limited jurisdiction. . . . .	190
Alabama Circuit Court--court of general jurisdiction. . . . .	168	Arkansas City Court, Police Court, and Justice of the Peace Court--courts of limited jurisdiction. . . . .	191
Alabama District Court--court of limited jurisdiction. . . . .	169	California	
Alabama Probate Court--court of limited jurisdiction. . . . .	169	California Court System, 1980. . . . .	192
Alabama Municipal Court--court of limited jurisdiction. . . . .	169	California Supreme Court--court of last resort . . . . .	193
Alaska		California Courts of Appeal--intermediate appellate court . . . . .	194
Alaska Court System, 1980. . . . .	170	California Superior Court--court of general jurisdiction. . . . .	195
Alaska Supreme Court--court of last resort . . . . .	171	California Justice Court--court of limited jurisdiction. . . . .	196
Alaska Court of Appeals--intermediate appellate court . . . . .	173	California Municipal Court--court of limited jurisdiction. . . . .	198
Alaska Superior Court--court of general jurisdiction. . . . .	174	Colorado	
Alaska District Court--court of limited jurisdiction. . . . .	176	Colorado Court System, 1980. . . . .	200
Alaska Magistrates Court--court of limited jurisdiction. . . . .	177	Colorado Supreme Court--court of last resort	201
Arizona		Colorado Court of Appeals--intermediate appellate court . . . . .	202
Arizona Court System, 1980 . . . . .	178	Colorado District Court, Denver Superior Court, Denver Juvenile Court, and Denver Probate Court--court of general jurisdiction. . . . .	203
Arizona Supreme Court--court of last resort. . . . .	179	Colorado Water Court--court of general jurisdiction. . . . .	204
Arizona Court of Appeals--intermediate appellate court . . . . .	180	Colorado County Court--court of limited jurisdiction. . . . .	205
Arizona Superior Court--court of general jurisdiction. . . . .	181	Colorado Municipal Court--court of limited jurisdiction. . . . .	205
Arizona Justices of the Peace--court of limited jurisdiction. . . . .	182		
Arizona City Magistrates--court of limited jurisdiction. . . . .	183		

<b>Connecticut</b>		<b>Guam</b>	
Connecticut Court System, 1980 . . . . .	206	Guam Court System, 1980 . . . . .	236
Connecticut Supreme Court--court of last resort. . . . .	207	Superior Court--Court of general jurisdiction. . . . .	237
Appellate Session of Superior Court, Connecticut--intermediate appellate court . . . . .	207	<b>Hawaii</b>	
Connecticut Superior Court--court of general jurisdiction. . . . .	208	Hawaii Court System, 1980. . . . .	238
Connecticut Probate Court--court of limited jurisdiction. . . . .	209	Hawaii Supreme Court--court of last resort . . . . .	239
<b>Delaware</b>		Hawaii Intermediate Court of Appeals--intermediate appellate court. . . . .	240
Delaware Court System, 1980. . . . .	211	Hawaii Circuit Court--court of general jurisdiction. . . . .	241
Delaware Supreme Court--court of last resort . . . . .	212	Hawaii Land Court--court of general jurisdiction. . . . .	243
Delaware Superior Court--court of general jurisdiction. . . . .	213	Hawaii Tax Appeal Court--court of general jurisdiction. . . . .	243
Delaware Court of Chancery--court of general jurisdiction. . . . .	214	Hawaii District Court--court of limited jurisdiction. . . . .	244
Delaware Justice of the Peace Court--court of limited jurisdiction . . . . .	215	<b>Idaho</b>	
Delaware Court of Common Pleas--court of limited jurisdiction. . . . .	215	Idaho Court System, 1980 . . . . .	246
Delaware Family Court--court of limited jurisdiction. . . . .	216	Idaho Supreme Court--court of last resort. . . . .	247
Municipal Court of Wilmington, Delaware--court of limited jurisdiction . . . . .	217	Idaho District Court--court of general jurisdiction. . . . .	249
Delaware Alderman's Court--court of limited jurisdiction. . . . .	217	Idaho Magistrates Division of District Court--court of general jurisdiction. . . . .	250
<b>District of Columbia</b>		<b>Illinois</b>	
District of Columbia Court System, 1980. . . . .	218	Illinois Court System, 1980. . . . .	252
District of Columbia Court of Appeals--court of last resort. . . . .	219	Illinois Supreme Court--court of last resort . . . . .	253
District of Columbia Superior Court--court of general jurisdiction . . . . .	220	Illinois Appellate Court--intermediate appellate court . . . . .	254
<b>Florida</b>		Illinois Circuit Court--court of general jurisdiction. . . . .	255
Florida Court System, 1980 . . . . .	223	<b>Indiana</b>	
Florida Supreme Court--court of last resort. . . . .	224	Indiana Court System, 1980 . . . . .	257
Florida District Courts of Appeal--intermediate appellate court. . . . .	225	Indiana Supreme Court--court of last resort. . . . .	258
Florida Circuit Court--court of general jurisdiction. . . . .	226	Indiana Court of Appeals--intermediate appellate court . . . . .	259
Florida County Court--court of limited jurisdiction. . . . .	227	Indiana Superior Court and Circuit Court--courts of general jurisdiction. . . . .	260
<b>Georgia</b>		Indiana County Court--court of limited jurisdiction. . . . .	261
Georgia Court System, 1980 . . . . .	229	Indiana City Court and Town Court--court of limited jurisdiction . . . . .	262
Georgia Supreme Court--court of last resort. . . . .	230	Municipal Court of Marion County, Indiana--court of limited jurisdiction . . . . .	263
Georgia Court of Appeals--intermediate appellate court . . . . .	231	Indiana Probate Court--court of limited jurisdiction. . . . .	264
Georgia Superior Court--court of general jurisdiction. . . . .	232	Small Claims Court of Marion County, Indiana--court of limited jurisdiction. . . . .	264
Georgia State Court and County Court--courts of limited jurisdiction. . . . .	233	<b>Iowa</b>	
Georgia Probate Court--court of limited jurisdiction. . . . .	233	Iowa Court System, 1980. . . . .	265
Georgia Juvenile Court--court of limited jurisdiction. . . . .	234	Iowa Supreme Court--court of last resort . . . . .	266
Georgia Municipal Court--court of limited jurisdiction. . . . .	234	Iowa Court of Appeals--intermediate appellate court . . . . .	267
Georgia Civil Court--court of limited jurisdiction. . . . .	234	Iowa District Court--court of general jurisdiction. . . . .	269
Georgia Small Claims Court--court of limited jurisdiction. . . . .	234	<b>Kansas</b>	
Georgia Magistrate's Court--court of limited jurisdiction. . . . .	235	Kansas Court System, 1980. . . . .	271
Georgia Justice of the Peace Court--court of limited jurisdiction . . . . .	235	Kansas Supreme Court--court of last resort . . . . .	272
Georgia Recorder's Court, Mayor's Court, Municipal Court, City Council Court, Police Court, and Criminal Court--courts of limited jurisdiction . . . . .	235	Kansas Court of Appeals--intermediate appellate court . . . . .	273
		Kansas District Court--court of general jurisdiction. . . . .	274
		Kansas Municipal Court--court of limited jurisdiction. . . . .	275

<b>Kentucky</b>		<b>Michigan</b>	
Kentucky Court System, 1980 . . . . .	276	Michigan Court System, 1980 . . . . .	306
Kentucky Supreme Court--court of last resort . . . . .	277	Michigan Supreme Court--court of last resort . . . . .	307
Kentucky Court of Appeals--intermediate appellate court . . . . .	278	Michigan Court of Appeals--intermediate appellate court . . . . .	307
Kentucky Circuit Court--court of general jurisdiction . . . . .	279	Michigan Circuit Court--court of general jurisdiction . . . . .	308
Kentucky District Court--court of limited jurisdiction . . . . .	280	Michigan Court of Claims--court of general jurisdiction . . . . .	309
<b>Louisiana</b>		Recorder's Court of Detroit, Michigan--court of general jurisdiction . . . . .	310
Louisiana Court System, 1980 . . . . .	281	Michigan District Court--court of limited jurisdiction . . . . .	311
Louisiana Supreme Court--court of last resort . . . . .	282	Michigan Municipal Court--court of limited jurisdiction . . . . .	312
Louisiana Courts of Appeal--intermediate appellate court . . . . .	283	Common Pleas Court of Detroit, Michigan--court of limited jurisdiction . . . . .	313
Louisiana District Court--court of general jurisdiction . . . . .	284	Michigan Probate Court--court of limited jurisdiction . . . . .	314
Louisiana Family Court and Juvenile Court--courts of limited jurisdiction . . . . .	284	<b>Minnesota</b>	
Louisiana City Court and Parish Court, Municipal Court and Traffic Court of New Orleans--courts of limited jurisdiction . . . . .	285	Minnesota Court System, 1980 . . . . .	315
Louisiana Justice of the Peace Court--court of limited jurisdiction . . . . .	285	Minnesota Supreme Court--court of last resort . . . . .	316
Louisiana Mayor's Court--court of limited jurisdiction . . . . .	285	Minnesota District Court--court of general jurisdiction . . . . .	317
<b>Maine</b>		Minnesota County Court--court of limited jurisdiction . . . . .	317
Maine Court System, 1980 . . . . .	286	Minnesota County Municipal Court--court of limited jurisdiction . . . . .	318
Maine Supreme Judicial Court--court of last resort . . . . .	287	Minnesota Conciliation Court--court of limited jurisdiction . . . . .	319
Maine Superior Court--court of general jurisdiction . . . . .	288	Minnesota Probate Court--court of limited jurisdiction . . . . .	319
Maine District Court--court of limited jurisdiction . . . . .	290	<b>Mississippi</b>	
Maine Administrative Court--court of limited jurisdiction . . . . .	291	Mississippi Court System, 1980 . . . . .	320
Maine Probate Court--court of limited jurisdiction . . . . .	291	Mississippi Supreme Court--court of last resort . . . . .	321
<b>Maryland</b>		Mississippi Circuit Court--court of general jurisdiction . . . . .	322
Maryland Court System, 1980 . . . . .	292	Mississippi Chancery Court--court of general jurisdiction . . . . .	322
Maryland Court of Appeals--court of last resort . . . . .	293	Mississippi County Court--court of limited jurisdiction . . . . .	322
Maryland Court of Special Appeals--intermediate appellate court . . . . .	294	Mississippi Justice Court--court of limited jurisdiction . . . . .	322
Maryland Circuit Court--court of general jurisdiction . . . . .	295	Mississippi Family Court--court of limited jurisdiction . . . . .	322
Maryland District Court--court of limited jurisdiction . . . . .	296	Mississippi Municipal Court--court of limited jurisdiction . . . . .	322
Maryland Orphan's Court--court of limited jurisdiction . . . . .	297	<b>Missouri</b>	
<b>Massachusetts</b>		Missouri Court System, 1980 . . . . .	323
Massachusetts Court System, 1980 . . . . .	298	Missouri Supreme Court--court of last resort . . . . .	324
Massachusetts Supreme Judicial Court--court of last resort . . . . .	299	Missouri Court of Appeals--intermediate appellate court . . . . .	325
Massachusetts Appeals Court--intermediate appellate court . . . . .	299	Missouri Circuit Court--court of general jurisdiction . . . . .	326
Massachusetts Superior Court Department--court of general jurisdiction . . . . .	300	<b>Montana</b>	
Massachusetts District Court Department--court of general jurisdiction . . . . .	300	Montana Court System, 1980 . . . . .	328
Boston Municipal Court Department, Massachusetts--court of general jurisdiction . . . . .	302	Montana Supreme Court--court of last resort . . . . .	329
Massachusetts Land Court Department--court of general jurisdiction . . . . .	303	Montana District Court--court of general jurisdiction . . . . .	330
Massachusetts Juvenile Court Department--court of general jurisdiction . . . . .	303	Montana Justice Court--court of limited jurisdiction . . . . .	331
Massachusetts Probate and Family Court Department--court of general jurisdiction . . . . .	304	Montana City Court--court of limited jurisdiction . . . . .	331
Massachusetts Housing Court Department--court of general jurisdiction . . . . .	305	Montana Municipal Court--court of limited jurisdiction . . . . .	331

<b>Nebraska</b>	
Nebraska Court System, 1980. . . . .	332
Nebraska Supreme Court--court of last resort . . . . .	333
Nebraska District Court--court of general jurisdiction. . . . .	334
Nebraska Workmen's Compensation Court--court of limited jurisdiction . . . . .	334
Nebraska County Court--court of limited jurisdiction. . . . .	335
Nebraska Municipal Court--court of limited jurisdiction. . . . .	336
Nebraska Separate Juvenile Court--court of limited jurisdiction. . . . .	336
<b>Nevada</b>	
Nevada Court System, 1980. . . . .	337
Nevada Supreme Court--court of last resort . . . . .	338
Nevada District Court--court of general jurisdiction. . . . .	339
Nevada Justice Court--court of limited jurisdiction. . . . .	340
Nevada Municipal Court--court of limited jurisdiction. . . . .	341
<b>New Hampshire</b>	
New Hampshire Court System, 1980 . . . . .	342
New Hampshire Supreme Court--court of last resort. . . . .	343
New Hampshire Superior Court--court of general jurisdiction. . . . .	344
New Hampshire District Court--court of limited jurisdiction. . . . .	345
New Hampshire Municipal Court--court of limited jurisdiction. . . . .	346
New Hampshire Probate Court--court of limited jurisdiction. . . . .	347
<b>New Jersey</b>	
New Jersey Court System, 1980. . . . .	348
New Jersey Supreme Court--court of last resort. . . . .	349
New Jersey Appellate Division of Superior Court--intermediate appellate court . . . . .	350
New Jersey Superior Court (Law Division and Chancery Division) and County Court--court of general jurisdiction . . . . .	351
New Jersey County District Court--court of limited jurisdiction. . . . .	353
New Jersey Juvenile and Domestic Relations Court--court of limited jurisdiction. . . . .	354
New Jersey Municipal Court--court of limited jurisdiction. . . . .	355
New Jersey Surrogates. . . . .	355
<b>New Mexico</b>	
New Mexico Court System, 1980. . . . .	356
New Mexico Supreme Court--court of last resort . . . . .	357
New Mexico Court of Appeals--intermediate appellate court . . . . .	358
New Mexico District Court--court of general jurisdiction. . . . .	360
New Mexico Magistrate Court--court of limited jurisdiction. . . . .	360
New Mexico Probate Court--court of limited jurisdiction. . . . .	361
New Mexico Municipal Court--court of limited jurisdiction. . . . .	361
Small Claims Court of Albuquerque, New Mexico--court of limited jurisdiction . . . . .	361
<b>New York</b>	
New York Court System, 1980. . . . .	362
New York Court of Appeals--court of last resort . . . . .	363
New York Appellate Divisions of the Supreme Court--intermediate appellate court . . . . .	363
New York Appellate Terms of the Supreme Court--intermediate appellate court . . . . .	364
New York Supreme Court and County Court--courts of general jurisdiction. . . . .	365
Criminal Court of the City of New York--court of limited jurisdiction . . . . .	366
Civil Court of the City of New York--court of limited jurisdiction . . . . .	367
New York Family Court--court of limited jurisdiction. . . . .	368
New York District Court and City Court--courts of limited jurisdiction. . . . .	369
New York Surrogates' Court--court of limited jurisdiction. . . . .	370
New York Court of Claims--court of limited jurisdiction. . . . .	370
New York Town and Village Court--court of limited jurisdiction. . . . .	370
<b>North Carolina</b>	
North Carolina Court System, 1980. . . . .	371
North Carolina Supreme Court--court of last resort. . . . .	372
North Carolina Court of Appeals--intermediate appellate court. . . . .	374
North Carolina Superior Court--court of general jurisdiction. . . . .	375
North Carolina District Court--court of limited jurisdiction. . . . .	376
<b>North Dakota</b>	
North Dakota Court System, 1980. . . . .	378
North Dakota Supreme Court--court of last resort. . . . .	379
North Dakota District Court--court of general jurisdiction. . . . .	380
North Dakota County Court with Increased Jurisdiction--court of limited jurisdiction. . . . .	381
North Dakota Municipal Court--court of limited jurisdiction. . . . .	382
North Dakota County Probate Court--court of limited jurisdiction. . . . .	382
North Dakota County Justice Court--court of limited jurisdiction. . . . .	383
<b>Ohio</b>	
Ohio Court System, 1980. . . . .	384
Ohio Supreme Court--court of last resort . . . . .	385
Ohio Court of Appeals--intermediate appellate court . . . . .	385
Ohio Court of Common Pleas--court of general jurisdiction. . . . .	387
Ohio County Court--court of limited jurisdiction. . . . .	388
Ohio Court of Claims--court of limited jurisdiction. . . . .	389
Ohio Municipal Court--court of limited jurisdiction. . . . .	390
Ohio Mayors' Court--court of limited jurisdiction. . . . .	391
<b>Oklahoma</b>	
Oklahoma Court System, 1980. . . . .	392
Oklahoma Supreme Court--court of last resort . . . . .	393
Oklahoma Court of Criminal Appeals--court of last resort. . . . .	394
Oklahoma Court of Appeals--intermediate appellate court . . . . .	395
Oklahoma District Court--court of general jurisdiction. . . . .	396
Oklahoma Workers' Compensation Court--court of limited jurisdiction. . . . .	398
Oklahoma Court of Tax Review--court of limited jurisdiction. . . . .	398

Oklahoma Municipal Criminal Court of Record--court of limited jurisdiction . . .	398	South Carolina Magistrate Court--court of limited jurisdiction. . . . .	426
Oklahoma Municipal Court Not of Record--court of limited jurisdiction . . . . .	398	South Carolina Probate Court--court of limited jurisdiction. . . . .	427
Oregon		South Carolina Municipal Court--court of limited jurisdiction. . . . .	427
Oregon Court System, 1980. . . . .	400	South Carolina Family Court--court of limited jurisdiction. . . . .	428
Oregon Supreme Court--court of last resort .	401	South Dakota	
Oregon Court of Appeals--intermediate appellate court . . . . .	402	South Dakota Court System, 1980. . . . .	429
Oregon Circuit Court--court of general jurisdiction. . . . .	403	South Dakota Supreme Court--court of last resort. . . . .	430
Oregon Tax Court--court of general jurisdiction. . . . .	404	South Dakota Circuit Court--court of general jurisdiction. . . . .	431
Oregon District Court--court of limited jurisdiction. . . . .	404	Tennessee	
Oregon County Court--court of limited jurisdiction. . . . .	405	Tennessee Court System, 1980 . . . . .	433
Oregon Justice Court--court of limited jurisdiction. . . . .	406	Tennessee Supreme Court--court of last resort . . . . .	434
Oregon Municipal court--court of limited jurisdiction. . . . .	406	Tennessee Court of Appeals--intermediate appellate court . . . . .	434
Pennsylvania		Tennessee Court of Criminal Appeals--intermediate appellate court . . . . .	435
Pennsylvania Court System, 1980. . . . .	407	Tennessee Circuit Court and Criminal Court--courts of general jurisdiction. . . . .	436
Pennsylvania Supreme Court--court of last resort. . . . .	408	Tennessee Law and Equity Court--court of general jurisdiction. . . . .	437
Pennsylvania Superior Court--intermediate appellate court . . . . .	409	Tennessee Chancery Court--court of general jurisdiction. . . . .	438
Pennsylvania Commonwealth Court--intermediate appellate court. . . . .	409	Tennessee General Sessions Court--court of limited jurisdiction. . . . .	439
Pennsylvania Court of Common Pleas--court of general jurisdiction . . . . .	410	Tennessee Probate Court--court of limited jurisdiction. . . . .	439
Pennsylvania District Justice Court--court of limited jurisdiction . . . . .	411	Tennessee County Court--court of limited jurisdiction. . . . .	439
Philadelphia Municipal Court, Pennsylvania--court of limited jurisdiction . . . . .	412	Tennessee Juvenile Court--court of limited jurisdiction. . . . .	440
Philadelphia Traffic Court, Pennsylvania--court of limited jurisdiction . . . . .	412	Tennessee Justice of the Peace Court--court of limited jurisdiction . . . . .	440
Pittsburgh City Magistrate Court, Pennsylvania--court of limited jurisdiction. . . . .	413	Tennessee Municipal Court--court of limited jurisdiction. . . . .	440
Puerto Rico		Texas	
Puerto Rico Court System, 1980 . . . . .	414	Texas Court System, 1980 . . . . .	441
Puerto Rico Supreme Court--court of last resort . . . . .	415	Texas Supreme Court--court of last resort. .	442
Puerto Rico Superior Court--court of general jurisdiction. . . . .	416	Texas Court of Criminal Appeals--court of last resort . . . . .	443
Puerto Rico District Court--court of limited jurisdiction. . . . .	418	Texas Courts of Civil Appeals--intermediate appellate court . . . . .	444
Puerto Rico Justices of the Peace--court of limited jurisdiction. . . . .	419	Texas District Court and Criminal District Court--courts of general jurisdiction . . .	444
Puerto Rico Municipal Court--court of limited jurisdiction. . . . .	419	Texas Municipal Court--court of limited jurisdiction. . . . .	446
Rhode Island		Texas Justice of the Peace Court--court of limited jurisdiction. . . . .	446
Rhode Island Court System, 1980. . . . .	420	Texas County Court at Law, Constitutional County Court, and Probate Court--courts of limited jurisdiction. . . . .	448
Rhode Island Supreme Court--court of last resort. . . . .	421	Utah	
Rhode Island Superior Court--court of general jurisdiction. . . . .	422	Utah Court System, 1980. . . . .	450
Rhode Island District Court--court of limited jurisdiction. . . . .	422	Utah Supreme Court--court of last resort . .	451
Rhode Island Family Court--court of limited jurisdiction. . . . .	423	Utah District Court--court of general jurisdiction. . . . .	452
Rhode Island Municipal Court--court of limited jurisdiction. . . . .	423	Utah Circuit Court--court of limited jurisdiction . . . . .	453
Rhode Island Probate Court--court of limited jurisdiction. . . . .	423	Utah Justice Court--court of limited jurisdiction. . . . .	454
South Carolina		Utah Juvenile Court--court of limited jurisdiction. . . . .	455
South Carolina Court System, 1980. . . . .	424	Vermont	
South Carolina Supreme Court--court of last resort. . . . .	425	Vermont Court System, 1980 . . . . .	456
South Carolina Circuit Court--court of general jurisdiction. . . . .	426	Vermont Supreme Court--court of last resort. .	457
		Vermont Superior Court--court of general jurisdiction. . . . .	459

Vermont District Court--court of general jurisdiction. . . . .	460	West Virginia Circuit Court--court of general jurisdiction. . . . .	474
Vermont Probate Court--court of limited jurisdiction. . . . .	461	West Virginia Magistrate Court--court of limited jurisdiction. . . . .	474
Virginia		West Virginia Municipal Court--court of limited jurisdiction. . . . .	474
Virginia Court System, 1980. . . . .	462	Wisconsin	
Virginia Supreme Court--court of last resort . . . . .	463	Wisconsin Court System, 1980 . . . . .	475
Virginia Circuit Court--court of general jurisdiction. . . . .	464	Wisconsin Supreme Court--court of last resort . . . . .	476
Virginia District Court--court of limited jurisdiction. . . . .	465	Wisconsin Court of Appeals--intermediate appellate court . . . . .	477
Washington		Wisconsin Circuit Court--court of general jurisdiction . . . . .	478
Washington Court System, 1980. . . . .	466	Wisconsin Municipal Justice Court--court of limited jurisdiction. . . . .	479
Washington Supreme Court--court of last resort . . . . .	467	Wyoming	
Washington Court of Appeals--intermediate appellate court . . . . .	468	Wyoming Court System, 1980 . . . . .	480
Washington Superior Court--court of general jurisdiction. . . . .	469	Wyoming Supreme Court--court of last resort. . . . .	481
Washington District Court--court of limited jurisdiction. . . . .	470	Wyoming District Court--court of general jurisdiction. . . . .	482
Washington Municipal and Police Court--court of limited jurisdiction . . . . .	471	Wyoming County Court and Justice of the Peace Court--court of limited jurisdiction. . . . .	482
West Virginia		Wyoming Municipal Court--court of limited jurisdiction. . . . .	482
West Virginia Court System, 1980 . . . . .	472		
West Virginia Supreme Court of Appeals--court of last resort. . . . .	473		

## **Introduction**



# Introduction

## Courts Statistics and Information Management Project

The Annual Report series of state court caseload statistics is the product of the continuing cooperative relationship between the Conference of State Court Administrators (COSCA) and the National Center for State Courts (NCSC). Financial management, project management, and project staffing responsibility are assumed by the Court Statistics and Information Management (CSIM) Project, formerly called the National Court Statistics Project (NCSP) of the NCSC. COSCA, through its Court Statistics and Information Systems Committee, provides general policy review, guidance, and control over all project activities. The series is funded by the Bureau of Justice Statistics.

The twin goals of the Court Statistics and Information Management Project are to collect, compile, analyze, and disseminate state court caseload statistics and to help states improve the quality of the data they report by assisting them in resolving their statistical problems. The Annual Report series responds directly to the first goal by compiling all available state court caseload data from the 50 states, the District of Columbia, Guam, and Puerto Rico.<sup>1</sup>

## Uses of court statistical data

The four major uses of court statistical data, as identified in the CSIM publications, State Court Caseload Statistics: The State of the Art and Court Case Management Information Systems Manual<sup>2</sup>, are (1) operational (aiding in the execution of routine day-to-day activities at the local level); (2) management (decision making at the state or local level concerned with improvement of the court process and system-wide efficiency in the use of court resources); (3) internal planning and research (goal setting and policy planning to establish long-term programs and identify evolving problems); and (4) indirect court uses (decision making by those outside the courts concerned with policy making or research about court operations). The various uses of court statistics require different levels of detail and analysis, but the availability of detailed statistics is dependent upon the statistical reporting system used at the state or local level. This annual report has restricted its scope to the level of detail currently available from state-level reporting systems.

Operational decisions are made at the local level and require detailed information on a

case-by-case basis. These decisions must be made daily and cannot be based upon year-end summary statistics such as those contained in this 1980 report.

Management decisions can be made at either the state or local level and require aggregation of detailed information used for operational decisions. Caseload management data such as that needed to determine the status of the preparation of the record for appeal or to generate exception reports are gathered by some state reporting systems, but this kind of information is also case specific and too detailed to be compiled and used for nationwide comparisons. In contrast, state-level summary statistics are useful for management purposes in areas such as comparisons of time lapses in case processing to establish norms or guides; analyses to determine assignments of judges needed to relieve backlog; analyses to determine the need for additional judges, support personnel, or facilities; and analyses to determine the impact of an intermediate appellate court on the state system.

In response to the recognized need for certain management data nationally, the 1980 Annual Report has concentrated on uniformly classifying caseload data and on compiling available case processing time data. Caseload and case processing are major components of court workload, which the CSIM Project has defined to mean all court-related matters that consume time and effort (hence, purely administrative and ministerial functions are also included as workload). Measurement of court workload per se is not directly addressed in this report, but caseload inventory data and data regarding the number of trials do provide partial indications of the extent of judicial activity. The data presented in this report reflect the quantity of management data now available from each state's reporting system in published and unpublished reports.

Internal planning and research, as well as planning and research by those outside the court system, require a much wider range of data and analysis than operational and management decisions. The information necessary for these purposes often includes not only an aggregation of data on caseload and caseload but also specific data regarding status of cases, as well as information on court operations, judicial budgets, actions prior to filing a case, and actions after disposition of a case. Of interest to some individuals within and outside the court system are studies on a wide range of other subjects, such as the effect and cost of litigation, bail availability and uniformity including recognizance/10% bail programs, the validity of case weighting techniques, sentence disparity patterns, the effects of plea negotiation on caseloads, and the impact of legislation. To answer these questions is, however, beyond the capabilities of most state or even local court information systems. Basic information on caseload and caseload is adequate for many other planning and research issues where the level of needed detail is not as high. These latter kinds of issues include, for example, case filing and disposition trend analysis, caseload composition analysis, analysis of reversal rates, time lapse analysis to establish norms and

<sup>1</sup>Repetition of "50 states, the District of Columbia, Guam, and Puerto Rico" becomes very cumbersome. Throughout the rest of this report, "states" and "court systems" will be used for the reporting units that include the District of Columbia, Guam, and Puerto Rico.

<sup>2</sup>National Court Statistics Project, National Center for State Courts, State Court Caseload Statistics: The State of the Art (Washington, D.C.: U.S. Government Printing Office, 1978). Clifford and Jensen, Court Case Management Information Systems Manual (Williamsburg, National Center for State Courts, 1983).

guides, and forecasting of caseload volumes to determine resource and facilities needs.

#### Scope of the data in the annual report series

The first annual report (1975) presented available caseload data for state appellate courts and trial courts of general jurisdiction, and for selected categories (juvenile, domestic relations, probate, and mental health) in limited jurisdiction courts. The second annual report (1976) again presented available data for appellate courts and courts of general jurisdiction, and also included all available caseload data for all limited jurisdiction courts. As data from each court level become more complete, future aggregation of trial court caseloads should become more meaningful.

The 1976 report was expanded to include Puerto Rico. Data from Guam were added for the 1977 court year. The scope of future reports will be broadened to include American Samoa and the Virgin Islands when these data become available.

This report reflects court organization and jurisdiction as it existed in 1980 but the reader should keep in mind that court systems are not static entities. For example, in 1979, Connecticut consolidated its trial courts, eliminating its Juvenile Court and Court of Common Pleas and shifting this jurisdiction to its Superior Court. The dollar amount limits of civil jurisdiction have changed in many courts. Because court organizational or jurisdictional characteristics change over time, caution should be exercised in attempting to compare the data in this 1980 report with earlier data or with more current data.

#### Data collection

Data sources. The sources of data for the tables presented in this series are published annual reports provided by the states and unpublished statistical material requested of, and supplied by state court administrators and appellate court clerks. (Appendix B of this report identifies the sources of data from each state.) Additional relevant information was secured from appropriate personnel in each state. Telephone contact and follow-up correspondence were used to collect missing data, confirm the accuracy of available data, and determine the legal jurisdiction of each court. Information was collected concerning the number of judges per court or court system (from annual reports, offices of state court administrators, and appellate clerks); the state population (based on Bureau of the Census 1980 revised estimates); other 1980 demographic data (taken from the Statistical Abstract of the United States: 1980<sup>3</sup>); and special characteristics regarding subject matter jurisdiction and court structure. When explanation of a court's jurisdiction was not directly obtainable, information from the State Court Organization, 1980<sup>4</sup> was used.

<sup>3</sup>U.S. Bureau of the Census, Statistical Abstract of the United States: 1980 (Washington, D.C.: U.S. Government Printing Office, 1980).

<sup>4</sup>National Court Statistics Project, National Center for State Courts, State Court Organization, 1980 (Washington, D.C.: U.S. Government Printing Office, 1982).

Verification of data. With the cooperation of the Conference of State Court Administrators, all data after CSIM classification were submitted for review and verification to the appropriate state court administrator's office. An additional check was provided through the cooperation of the National Conference of Appellate Court Clerks (NCACC), which invited CSIM staff to submit appellate court data for review and verification to the appropriate clerk of the appellate court in each state. This process also included followup by CSIM staff through telephone or letter contact with the state personnel. Forty-nine of the 53 states and territories covered by this report verified the data for 1980. Finally, the format, content, and limitations of data tables have been reviewed and approved by the COSCA CSIS Committee, which guides the Court Statistics and Information Management Project.

In order to produce the statistics contained in this report, a great deal of effort was expended by CSIM Project staff in collecting missing data, whether from published or ancillary sources, in defining terminology, and in identifying categories in which cases should be placed. In other words, data contained in this report cannot be replicated solely from available published material. Yet even after this extensive data-gathering effort, large gaps remain in the data collected.

An extensive effort was required to validate CSIM classification of data provided by the states and to avoid further distortion of any data received. Although attempts to reconcile obvious discrepancies in reported data were made, the CSIM Project staff did not have the resources to assess the underlying validity or accuracy of the data received from the states. For example, the published cumulative case statistics for appellate courts or for trial courts frequently did not balance with reported totals within each category. Such discrepancies are, however, footnoted in the court statistical profiles in Part II of this report.

Types of data included. As a result of the fact that few states report data suitable for all kinds of planning and research purposes, and because most states report only certain types of data, the NCSP initially chose to include in the national series only those kinds of data that either were already fairly widely available or could be made available without requiring undue effort. Enough states reported trend data, caseload by category, number of reversals, and time-to-disposition data to warrant inclusion of these topics in this report, and some preliminary analyses can be made. For those states not supplying basic data, gaps and "not/available" entries in the profiles draw attention to the missing data. In the past, all data supplied by a state, complete or not, were entered in the summary tables. Beginning in 1979, only data that are complete (or at least 90% complete for a case category) are displayed in the summary tables. This was done to facilitate comparability. As more data become available in coming years, the Annual Report series can be expanded to include broader and more sophisticated compilations and analyses.

Many current variations in court data, as indicated by profile footnotes, must be considered before summary tables can be constructed to make comparisons among courts or states. Variations that limit the comparability of the 1980 data include: court organization,

**FIGURE A:**  
**Reporting periods for state courts, not using the calendar year 1980.**

State	Reporting Period					
	7/01/79- 6/30/80	8/01/79- 7/31/80	9/01/79- 8/31/80	9/5/79- 9/4/80	10/01/79- 9/30/80	12/1/79- 11/30/80
Alabama					All courts	
California	All courts					
Colorado	All courts					
Connecticut	All courts					
Delaware	All courts					
Georgia	All other courts, except the Georgia Court of Appeals		Supreme Court			
Hawaii	All courts					
Kansas	All courts					
Kentucky	All courts					
Maine	Administrative Court					
Maryland	All courts					
Massachusetts	All trial courts		All appellate courts			
Michigan	Supreme Court, Circuit Court, District Court, Probate Court, Court of of Claims, and Municipal Court					
Missouri	All courts					
Montana	All trial courts					
Nebraska	Workmen's Compensation Court		Supreme Court			
New Hampshire	All courts					
New Jersey			All courts			
New Mexico	Supreme Court Court of Appeals District Court					
North Carolina	Superior Court District Court			Supreme Court		
Puerto Rico	All courts					
Rhode Island					Supreme Court	
South Dakota	All courts					
Utah	All but Supreme Court and Juvenile Court					
Vermont	All courts					
West Virginia						Circuit Court Magistrate Court

subject matter jurisdiction, case definition, completeness, accuracy, and reporting periods. These variations (with the exception of variations in reporting periods) are discussed on the face sheets to the summary tables.

Variations in reporting periods. As indicated on profile headings and in Figure A, most states report data by calendar year; many report by fiscal year, however, and a few report appellate court data by court term. Therefore, the time spans covered in this report are not always directly comparable.

Although data included in this report cover reporting periods of approximately uniform length, the starting and ending dates for the reporting periods vary both within and among states. Differences in reporting periods have little effect on cumulative data elements such as filings and dispositions, since no matter when the reporting period began and ended, the data cover one complete year. Pending data are greatly affected, though, since they represent a "snapshot" in time and can vary greatly depending on when that snapshot was taken. Figure A displays the actual reporting periods for all courts not using the calendar year for the reporting period.

#### Data display

Case category classifications. CSIM case categories used for this 1980 report are those chosen by the COSCA CSIS Committee for inclusion in the State Court Model Annual Report and State Court Model Statistical Dictionary. These case categories appear as principal headings in the summary tables in Part I, and in each court's profile in Part II. Terminology used within each state is displayed on each court's profile as subheadings under the boldface CSIM main headings. The CSIM main headings are categories used uniformly for all the states. For example, a state's "application for leave to appeal" was classified under the CSIM category of request to appeal in all tables. Explanations used in source documents to clarify a state's data are included, as are explanations to clarify project staff's arrangement of those data. These appear, where appropriate, as footnotes in each court's profile and as footnotes to the summary tables.

Format used. Profiles (Part II). After the 1980 case data available from each state were classified, a profile of the courts in each state was constructed. Each state profile for 1980 contains the following:

--A chart depicting the organization of the

FIGURE B:

Cross-reference to summary tables in previous editions of the Annual Report series.

	<u>Corresponding table numbers for previous reports</u>				
	<u>1975</u>	<u>1976</u>	<u>1977</u>	<u>1978</u>	<u>1979</u>
<b>1980 APPELLATE COURT SUMMARY TABLES:</b>					
1. Caseload estimates	1	1	1	1	1
2. Total reported caseload	2	2	2	2	2
3. Caseload categories for COLR	5	3	3	3	3
4. Caseload categories for IAC's	6	4	4	4	4
-----					
5. Civil and criminal appeals and requests to appeal for COLR	19	11	8	8	5
6. Civil and criminal appeals and requests to appeal for IAC's	20	12	9	9	6
7. COLR w/IAC caseload	7,8,9,10	5,6	5	5	7
8. COLR w/out IAC caseload	11,12,13,14	7,8	6	6	8
-----					
9. IAC caseload	15,16,17,18	9,10	7	7	9
10. Number of court opinions				10	10
11. Time interval data	21	13	10	11	11
12. Historical filing data		14, 15	11, 12	12, 13	12, 13
-----					
<b>1980 TRIAL COURT SUMMARY TABLES:</b>					
13. Caseload estimates		16	13	14	14
14. Total reported caseload		17,18,19	14,15,16	15,16,17	15
15. Civil filed and disposed		20	17	18	16
16. Composition of civil general jurisdiction filings	28		18	19	17
17. Composition of civil general jurisdiction dispositions	28		19	20	18
-----					
18. Tort caseload		23	20	21	19
19. Contract caseload		24	21	22	20
20. Small claims caseload		25	22	23	21
21. Real property rights caseload		26	23	24	22
22. Domestic relations caseload	29	27	24	25	23
-----					
23. Estate caseload	30	28	25	26	24
24. Mental health caseload	31	29	26	27	25
25. Civil appeals caseload		30	27	28	26
26. Civil trials		48	47	29	27
27. Criminal filed and disposed		31	28	30	28
-----					
28. Composition of criminal general jurisdiction filings	34		29	31	29
29. Composition of criminal general jurisdiction dispositions	34		30	32	30
30. Felony caseload	35,36	32	31	33	31
31. Misdemeanor caseload		33	32	34	32
32. Felony/misdemeanor caseload		34	33	35	33
-----					
33. Ordinance violation caseload		35	34	36	34
34. Preliminary hearing caseload		36	35	37	35
35. Criminal appeals caseload		37	36	38	36
36. Type of disposition for criminal cases		38	37	39	37
37. Criminal trials		39,48	38,47	40	38
-----					
38. Traffic filed and disposed		40	39	41	39
39. DWI/DUI caseload		41	40	42	40
40. Type of disposition for traffic cases		43	42	44	41
41. Traffic trials		48	47	45	42
42. Juvenile filed and disposed	42	44	43	46	43
-----					
43. Criminal-type offense caseload		45	44	47	44
44. Status offense caseload		46	45	48	45
45. Non-offense caseload		47	46	49	46
46. Historical filing data		49, 50	48, 49	50, 51	47, 48

IAC = Intermediate Appellate Court  
 COLR = Court of Last Resort

court system within the state, the jurisdiction and route of appeal for each court, the number of judges, and information on the types of trials.

--A set of tables containing the case-related data received from each state court or court system.

Summary Tables (Part I). Complete data from each state profile were transferred into summary tables designed to display the kinds of available data that could be aggregated. The summary tables are divided into two major sections (appellate and trial) to reflect the two major levels of courts.

Appellate courts include both courts of last resort (the final court or courts of appeal within a state) and intermediate appellate courts (the court or courts in which the primary work is the disposition of initial appeals received from trial courts of general jurisdiction or administrative agencies, and in which some decisions are subject to appeal or review by a court of last resort). For purposes of displaying data, the courts of last resort have been divided into two groups: those in states with intermediate appellate courts and those in states without intermediate appellate courts. With few exceptions, this division conveniently separates courts of last resort according to whether they have almost complete discretionary jurisdiction. Courts of last resort in states without intermediate appellate courts generally have little or no discretionary jurisdiction, although there are exceptions, such as Virginia and West Virginia.

For purposes of this report, a trial court is considered to be a court of general jurisdiction if it meets one of the following criteria:

--The individual state considers it a general jurisdiction court.

--Felony cases are tried and felony sentences given for all types of felony cases.

--The judges of the court are general jurisdiction court judges sitting on temporary assignment.

All other trial courts are classified as limited or special jurisdiction courts.

In the 1975 Annual Report, the states were arranged alphabetically in all summary tables. In 1976 the trial courts handling criminal cases were grouped according to the way in which criminal cases were counted in each court. In the 1979 report, a further evolution in the grouping of states has been added to all trial court case type tables (except juvenile) in order to place together those courts that have similar subject matter jurisdiction. Trial court case type tables are also arranged in this volume as follows:

Complete state data:

1. Exclusive court jurisdiction: States where one court has exclusive case type jurisdiction.
2. Not exclusive court jurisdiction: States where two or more courts have case type jurisdiction.

Incomplete state data:

3. States where one or more courts have case type jurisdiction, but complete data are not reported by one or more courts.

Footnotes. Standard footnote headings specifying the completeness and quality of the data are used on all court profiles and will continue to be used in the Annual Report series.

Footnotes that contain necessary information on the quality of the data are included on the summary tables. If more information on the data presented in the summary tables is needed, the user should consult the individual court profiles where all footnotes are given.

Data interpretation

Several devices are used in the summary tables for analyzing the caseload data. The measures selected for use vary according to the data being analyzed and are explained in the face sheets accompanying each group of summary tables under headings such as disposed cases as a percent of filed cases, end pending cases as a percent of filed cases, number and percent change in pending caseload, filed cases per unit of population, and filed and disposed cases per judge.

In addition, estimates of national caseload totals are found on Tables 1 and 13. An explanation of the estimation procedure will be found in Appendix A.

Continuing development of the series

The Annual Report series is an evolving product. It is anticipated that additions and refinements will be made to successive volumes in the series. Between 1975 and 1976, the amount of data contained in the report was greatly increased by the inclusion of data from all special and limited jurisdiction courts. In the 1979 report, face sheets were added to the summary tables to explain the type and depth of analysis considered by the CSIM Project to be meaningful, given the quality and completeness of the data. In addition, over half the trial court tables were rearranged to group those states in which case category data could be compared. This kind of rearrangement will continue in succeeding volumes. As more is learned about the quality of the data, more specific suggestions will be given for their proper use, along with warnings to help avoid their abuse. Figure B presents a helpful cross-reference to summary tables in previous editions of this series. This will assist the user to locate similar information that may have been rearranged on the summary tables over the years.

It is important to the long-term improvement of the statistical series that these early volumes in the series be circulated widely enough to encourage reader/user ideas and commentary, and that they be used as a vehicle for developing solutions to problems encountered during the statistical series production process. As each successive volume is published, the CSIM Project can consider the feedback subsequently received from users of the documents, thereby further enhancing succeeding volumes. During this process, the availability to future researchers of successive-year data compilations will preserve complete time series information. The drawbacks occasioned by limitations in data currently available are greatly outweighed by the importance of having data available for all years in the continuing statistical series.

In order to improve the quality of data contained in future volumes of the Annual Report series, the CSIM Project staff and COSCA CSIS Committee will consider the feasibility of conducting audits of selected data from particular courts. It is anticipated that the combination of these "mini-audits" and technical assistance by project staff to states requesting

an assessment of and assistance in improving their statistical report systems will systematically improve the validity and reliability of the data contained in the Annual Report series.

It should also be pointed out that for the second year, the data contained in this report are available in computer-readable form. There are five data sets: appellate caseload, trial caseload, criminal dispositions, civil dispositions, and traffic dispositions. These data sets were used to construct 37 of the 46 summary tables. This year, Tables 10-12, 26, 36-37, 40-41, and 46 were still compiled by hand. This number should get smaller in future years.

This automation process has spotlighted the need for more specific information on subject-matter jurisdiction and disposition types. A Jurisdiction Guide is to be implemented in conjunction with the 1981 Annual Report. This will be a valuable tool in the project's quest for presenting comparable data.

As states gradually increase the quantity and quality of data available to the CSIM Project, the problems presently caused by incomplete data will decrease. Progressive improvements should be apparent to the reader of successive volumes in the series.

Future analysis will not only describe court systems as they exist at the present time but will also predict where they are going. The purpose will be to identify existing or developing problems and suggest solutions. Research proposed by the CSIM Project is not anticipated to be exhaustive, but will concentrate on those questions considered to be of greatest interest and importance to the courts and research communities.

#### Dynamics of improvement

Ideas and suggestions for improvement of this state court caseload statistical series have come from many sources, and have provided the creative stimulus needed to assess current CSIM Project efforts constructively and to map future directions.

Continuation of evolutionary improvement in this statistical series rests, ultimately, upon the ability of the CSIM Project to maintain a productive dialogue and flow of ideas among the producer-compilers of the Annual Report, its data sources, and its end users. Much improvement in state court statistics has already been achieved, but much remains to be done.

Because of their importance and potential impact for improving the national statistical series on caseloads, the Model Annual Report and Model Statistical Dictionary need to be briefly described.

During compilation of the State of the Art and the 1975 Annual Report, a staggering classification problem resulted from the multitude of terms being used by the states to report their caseloads. The need for both a model annual report and a statistical dictionary of terms for court usage became obvious. These documents, published in 1980, are to be used as tools to assist the states in improving their statistics. Such improvement should eventually be reflected in future annual reports.

The State Court Model Annual Report<sup>5</sup> is a flexible working outline of critically needed, basic management data that should, as a minimum, be included in state court annual reports. The model identifies the kinds of data and the types

of display needed for caseload and other management. The State Court Model Statistical Dictionary<sup>6</sup> is a companion document which provides common terminology, definitions, and usage for reporting civil, criminal, traffic, juvenile, and appellate caseload inventory and manner of disposition as presented in the model annual report. The classification structure and definitions serve as models of preferred terminology and meanings for purposes of statewide and national comparison. The first edition of the dictionary covers those data elements essential for classifying court caseload inventory and manner of disposition. A supplement to the dictionary, published in 1984, contains revisions of those terms that experience has demonstrated needed improvement, as well as additional data element sets for court caseload (events in case processing) which are needed to determine status of pending cases.

Both of these documents must be viewed as a logical first step in promoting comparable court statistics. They were not available to states in time to affect their reporting systems or the national Annual Reports before 1980.

Nevertheless, their effect will be noticeable in each succeeding national-level Annual Report because the CSIM Project's technical assistance effort is interwoven with the Annual Report national statistical series. This is accomplished by helping states adopt the suggestions in the model annual report and model statistical dictionary and by proactive identification of particular state systems that could benefit from technical assistance directed at helping resolve existing methodological problems of classification structure, terminology, definition of local data-reporting procedures, and data handling/transformation procedures. To the extent that such technical assistance suggestions are adopted, individual states directly benefit and the Annual Report national statistical series indirectly benefits.

Future versions of the Model Annual Report and Model Statistical Dictionary will consider development of finer levels of detail, expansion of the classification structure, and addition of other significant information.

State Court Organization, 1980<sup>7</sup> is also related to the annual report in that it contains the types of organizational information most often sought by court administrators and researchers.

The Court Case Management Information System Manual<sup>8</sup> was produced jointly by the National Court Statistics Project (now CSIM) and the State Judicial Information Systems Project to provide a methodology for building a court information system that would provide the data needed for both daily court operations and longer-term case management, resource allocation, and strategic planning.

The process of building toward meaningful statistics takes time. Concurrently with expanding and refining the Annual Report national statistical series, the CSIM effort must encourage movement toward quality and precision in state court statistics. The necessarily long-term nature of this evolutionary process will contribute greatly to year-to-year improvements and enhancements of the statistical series. Given the complexity of the problems being faced, building toward comparability, quality assurance, and appropriate detail is a necessary incremental process. It is in this light that the CSIM Project presents the data and analysis contained in the Annual Report, 1980.

---

<sup>5</sup>National Court Statistics Project, National Center for State Courts, State Court Model Annual Report (Williamsburg, VA, 1980).

<sup>6</sup>National Court Statistics Project, National Center for State Courts, State Court Model Statistical Dictionary (Washington, D.C.: U.S. Government Printing Office, 1980).

---

<sup>7</sup>See footnote 4, above.

<sup>8</sup>See footnote 2, above.

**Part I**  
**1980 State court caseload**  
**summary statistics**



# Part I

## 1980 State court caseload summary statistics

### Appellate court summary statistics

In this section, tables are presented to show the caseload of appellate courts in 1980. Appellate courts are subdivided into courts of last resort (the final court of appeal within a particular state) and intermediate appellate courts (courts whose primary work is the disposition of initial appeals received from trial courts of general jurisdiction or administrative agencies, and whose decisions are usually subject to appeal or review by a court of last resort within a given state). For purposes of data presentation, in some tables, the courts of last resort have been divided further into courts of last resort in states with intermediate appellate courts and courts of last resort in states without intermediate appellate courts.

Data presented in the following tables were compiled from all data that were available, both in annual reports and in unpublished data provided by individual appellate court clerks and state court administrators.

Three factors restrict comparability from state to state of these appellate court caseload data. These are variations in court jurisdiction, variations in case classification, and variations in the way cases are counted.

Major variation from state to state in court jurisdiction among appellate courts results from the kind and amount of discretionary jurisdiction over initial appeals granted to courts of last resort and to intermediate appellate courts. States having both levels of appellate courts generally direct the more difficult appeals to the court of last resort, but these are not necessarily the same types of cases in every state. Similarly, trial courts of general jurisdiction in some states have incidental appellate jurisdiction. These courts may receive a large portion of the initial appeals, while other states that do not assign appellate jurisdiction to general jurisdiction courts will have all of their appeals heard in the appellate courts. In these states the appellate courts will have a much higher filing rate, but not necessarily more workload than in those states where appeals are heard in general jurisdiction courts. Another variation in appellate court jurisdiction is in the amount of discretion in jurisdiction granted to the court.

The second major variation in appellate court data arises in the classification of cases. Some courts report only total filings with no indication as to the types of cases included or the proportion of the caseload each type accounts for. Other courts report only what they have designated as appeals. Still other courts classify all types of cases by case category. Often definitions are not given for the case categories. The types of cases classified as appeals present a difficult problem. Requests for bail pending appeal, requests for delayed appeal, and petitions to stay the lower court ruling pend-

ing appeal generally are not considered appeals, but are counted as such in some courts. The appeals caseload will be inflated in these states. Comparison of appellate caseload is difficult because of these kinds of variations in the classification of the cases being counted.

The final variation in appellate court case data results from differences in the point at which cases are counted, and how they are counted. Some courts count cases as soon as the notice of appeal is filed while others count them at a later event, such as the filing of the record or the filing of the appellant's brief. Courts may inflate or deflate their caseload by the way they count appeals of criminal convictions for two or more defendants, by whether cross appeals are counted as separate cases, and by the way they count appeals granted through discretionary jurisdiction. Courts with discretionary jurisdiction sometimes report the total number of cases filed without distinguishing between mandatory and discretionary jurisdiction cases; or they separate mandatory and discretionary cases filed but do not indicate the number of requests for discretionary review granted; or they provide separate data for mandatory cases, discretionary jurisdiction granted, and discretionary jurisdiction denied; or they combine mandatory jurisdiction cases and cases accepted for review, but report separately the total number of petitions for review filed, resulting in double counting of granted petitions for review.

In trying to deal with these many variations in case data, the Court Statistics and Information Management Project has presented as much information as possible about the caseload. The jurisdiction of each court is outlined briefly in the court system chart for each state located in Part II of this report. Also presented in each court statistical profile in Part II is any available information about case category classification or how and when cases are counted. Because the deciding of appeals is the primary function of the appellate courts, data on appeals should be separated from data on procedural matters. The significant differences in the definition and classification of cases in appellate courts have led the CSIM staff to define appellate caseload to include as 'cases' any appeal, any original proceeding, any request to appeal, or any sentence review only case.

The appellate tables that follow (Numbers 1 through 12) are sequenced from the presentation of general data to more specific analytical tables. The tables present general caseload, various analyses of caseload, civil and criminal break-downs, and time-to-disposition of appeals. The last table (Table 12) presents a 5-year trend in filings for those states reporting total case data for 5 or more years.

TABLE 1: Reported and estimated national caseload for courts of last resort, intermediate appellate courts, and all appellate courts, 1980.

Variations in court organization:

All 50 states, the District of Columbia, and Puerto Rico have courts of last resort. Oklahoma and Texas have two courts of last resort, one that hears civil cases and one that hears criminal cases.

Thirty two states have intermediate appellate courts. Four of these states have two intermediate appellate courts.

Variations in subject matter jurisdiction:

Courts of last resort in states with intermediate appellate courts generally have wide discretion in setting their agenda. Most appeals are heard as a matter of right by intermediate appellate courts and by courts of last resort in states without intermediate appellate courts. (The courts of last resort in Virginia and West Virginia are exceptions.)

Total case figures are not comparable from state to state without considering the mix of mandatory and discretionary appeals heard by each court, and the variety of case types included in the jurisdiction of each court.

Variations in case classification and definitions:

Some states report total cases processed without any indication of case type. Other states include, in their reported caseload, only appeals that were decided on the merits. Some appellate courts include all original proceedings, while others report no original proceedings. Some states do not distinguish cases, from motions or other procedural matters.

This report defines "appellate case" to include any appeal, original proceeding, request to appeal, or sentence review only case.

Sources of data for each court are found in the individual court profiles in Part II, and in Appendix B.

Reported cases:

The reported cases figures contain the reported cases that were 100% complete with no "j" footnotes. These data can be found in Tables 2, 3, and 4.

Percent of population represented:

State population figures used for all appellate courts and courts of last resort are from the revised 1980 Bureau of Census figures and total 229,712,000 for the 50 states, the District of Columbia and Puerto Rico. Bureau of Census estimates for the population of the 32 states with intermediate appellate courts in 1980 totaled 197,377,000.

Estimated totals from Appendix A:

These figures represent the estimated data from those states who reported less than complete data. The estimating equations can be found in Appendix A.

Estimated national totals:

Estimated national totals for 1980 are the cumulative totals of all reported data that were complete, plus the estimated data for each state not reporting complete data. This figure for "All appellate courts" is the sum of estimated national totals from "courts of last resort" and "intermediate appellate courts." The procedure used to estimate incomplete or missing data is discussed in Appendix A.

Estimated cases per judge:

This measure is used to indicate the average number of cases filed for each appellate judge, and the number of cases in which each appellate judge participated in the disposition.

There were 933 judges assigned to appellate courts in 1980: 352 in courts of last resort, and 581 in intermediate appellate courts. The estimated national totals in each of the categories were divided by the number of judges serving that level of court.

Estimated cases per 100,000 population:

This measure is used to indicate the frequency with which cases are filed and disposed in appellate courts.

Estimated cases per 100,000 population were calculated by dividing the estimated national totals by the appropriate population figure, 2,297.12 for all appellate courts and for courts of last resort, and 1,973.77 for intermediate appellate courts.

Examples of appropriate uses and techniques:

The estimates of total volume can be compared to the estimates of total volume of cases filed and disposed in trial courts in Table 13 to indicate how frequently cases are appealed to appellate courts. These figures may be compared to the caseload of federal appellate courts to indicate the proportion of appellate cases that are heard in the state court systems.

Limitations on use:

Data have been aggregated in order to make rough estimates of overall national totals, but due to the small sample size but this has been done without regard to definitions of case categories and units of count. The national estimates contained in this report should be viewed only as "ball-park" estimates, and not the exact volume of cases in state courts.

**TABLE 1:**

**Reported and estimated national caseload for courts of last resort, intermediate appellate courts, and all appellate courts, 1980.**

*Estimated cases per judge and per 100,000 population.*

Reported and estimated caseload	Filed	Disposed
<b>All appellate courts</b>		
Reported cases.....	147,333	130,892
Number of states reporting complete data.....	45	44
Percent of population represented by complete data	80%	77%
Estimated national totals.....	171,000	166,000
<b>Courts of last resort</b>		
Reported cases.....	53,561	49,262
Number of states reporting complete data.....	46	45
Percent of population represented by complete data	81%	78%
Percent of variance explained (R <sup>2</sup> ).....	99%	99%
Estimated totals from Appendix A.....	7,290	8,301
Estimated national totals.....	61,000	58,000
<b>Intermediate appellate courts</b>		
Reported cases.....	97,676	97,428
Number of states reporting complete data.....	30	30
Percent of population represented by complete data	89%	92%
Percent of variance explained (R <sup>2</sup> ).....	97%	97%
Estimated totals from Appendix A.....	12,426	10,561
Estimated national totals.....	110,000	108,000
<b>Estimated cases per judge</b>		
All appellate courts.....	183	178
Courts of last resort.....	173	165
Intermediate appellate courts.....	189	186
<b>Estimated cases per 100,000 population</b>		
All appellate courts.....	74	72
Courts of last resort.....	27	25
Intermediate appellate courts.....	56	55

Note: Reported cases for all appellate courts is less than the sum of reported cases for courts of last resort and intermediate appellate courts due to the fact that states with more than one appellate court had to report complete data for all its appellate courts in order for this table to display total state appellate caseload.

A state with one court reporting complete data, and one court reporting incomplete data will not be reported in "All appellate courts" but will have the complete data from the one court reported in the appropriate section (i.e., either "Courts of last resort" or "Intermediate appellate courts").

TABLE 2: Reported appellate court caseload for all appellate courts, 1980

Variations in court organization:

Appellate courts are subdivided into courts of last resort (the final court of appeal within a particular state) and intermediate appellate courts. This table presents data for both of these appellate court types.

Variations in subject matter jurisdiction:

In some states, trial courts of general jurisdiction have incidental appellate jurisdiction. These courts may receive a large portion of the initial appeals, while other states that do not assign appellate jurisdiction to general jurisdiction courts will have all their appeals heard in appellate courts. In these states the appellate courts will have a much higher filing rate, but not necessarily more workload than those states hearing appeals in general jurisdiction courts.

Sources of data:

All appellate courts reported at least some caseload inventory data for 1980.

Data presented in this and the following tables were compiled from both annual reports and unpublished data provided by individual appellate court clerks and state court administrators. The sources of data for each court are shown in the individual court profiles in Part II and in Appendix B.

Reported national totals:

The reported national totals include only data from states reporting complete data in the inventory categories for all courts in the state.

Number of states reporting:

Only those states that reported complete data for all appellate courts are included in this table. The term "state" in this and following tables includes the 50 states, the District of Columbia, and Puerto Rico.

Percent of population represented:

State populations used for "all appellate courts" are the revised 1980 Bureau of Census figures and total 229,712,000 for the 50 states, the District of Columbia, and Puerto Rico.

Appropriate analyses:

Disposed as a percent of filed. The statistic indicates how well all the appellate courts in a state are disposing of cases that are filed. This figure may be somewhat dependent on the number of appellate judges, as well as the types of cases that can be appealed. A figure less than 100% indicates that the state appellate courts are not keeping up with their caseload. A statistic greater than 100% indicates that the courts are beginning to reduce their pending caseload.

Limitations on use:

Comparisons should not be made among states before checking for similarities and differences among the states in the profile section in Part II. When comparing the number of appeals filed and disposed among states, also consider the percent of the appeals that are discretionary (i.e., the number of requests to appeal handled by each state); the number of appellate courts in the state; whether there is an intermediate appellate court in the state; and the extent to which some appeals are heard at the trial level.

TABLE 2:

## Reported appellate court caseload for all appellate courts, 1980.

Disposed as a percent of filing. Number of courts of last resort and intermediate appellate courts. Reported national totals with number of states reporting and percent of population represented.

State	All appellate courts					Number of courts	
	Begin pending	Filed	Dis-posed	End pending	Disposed as a percent of filed	Last resort	Inter-mediate
Alabama.....	706 <sup>i</sup>	2,148 <sup>i</sup>	2,019 <sup>i</sup>	776 <sup>i</sup>	94% <sup>i</sup>	1	2
Alaska.....	822	641	780	683	122%	1	1
Arizona.....	1,550	3,352	3,144	1,758	94%	1	1
Arkansas.....	456	1,739	1,648	549	95%	1	1
California.....		18,337	18,716		102%	1	1
Colorado.....	1,512	2,157	2,059	1,610	96%	1	1
Connecticut.....	876	797	868	805	109%	1	1
Delaware.....	310	332	366	276	110%	1	0
District of Columbia.....	1,081 <sup>i</sup>	1,426	1,251	1,256 <sup>i</sup>	88%	1	0
Florida.....	9,645	13,515	14,154	9,056	105%	1	1
Georgia.....	401	3,611	3,645	186	101%	1	1
Hawaii.....	711	678	554	835	82%	1	1
Idaho.....	558	438	376	620	86%	1	0
Illinois.....	5,347	8,064	7,568	5,843	94%	1	1
Indiana.....	709	1,583	1,792	500	113%	1	1
Iowa.....	1,044	2,080	1,970	1,168	95%	1	1
Kansas.....		1,326	1,165	981	88%	1	1
Kentucky.....	1,185	3,000	2,790	1,395	93%	1	1
Louisiana.....		5,944	5,767		97%	1	1
Maine.....	257	565	415	407	74%	1	0
Maryland.....	199	2,457	2,126	404	87%	1	1
Massachusetts.....	811 <sup>i</sup>	1,567 <sup>i</sup>	1,369	853 <sup>i</sup>		1	1
Michigan.....		7,830	6,710		86%	1	1
Minnesota.....						1	0
Mississippi.....	419	960	954	425	99%	1	0
Missouri.....	2,281	3,482	3,450	2,320	99%	1	1
Montana.....		494	510		103%	1	0
Nebraska.....						1	0
Nevada.....	713	731	700	744	96%	1	0
New Hampshire.....	145	599	435	309	73%	1	0
New Jersey.....	5,880 <sup>i</sup>	7,225 <sup>i</sup>	7,896	5,448 <sup>i</sup>		1	1
New Mexico.....		1,147	1,108		97%	1	1
New York.....						1	2
North Carolina.....						1	1
North Dakota.....	88	294	257	125	87%	1	0
Ohio.....		10,844	10,436		96%	1	1
Oklahoma.....		2,943	2,344		80%	2	1
Oregon.....	1,697	4,270	4,096	1,872	96%	1	1
Pennsylvania.....		10,092				1	2
Puerto Rico.....	285	1,382	1,308	359	95%	1	0
Rhode Island.....	577	608	544	641	90%	1	0
South Carolina.....		921				1	0
South Dakota.....	276	359	346	289	96%	1	0
Tennessee.....	832	2,253	2,180	905	97%	1	2
Texas.....	5,018	8,906	7,824	6,083	88%	2	1
Utah.....		651	638		98%	1	0
Vermont.....	350	476	468	358	98%	1	0
Virginia.....	857	2,091	1,895	1,041	91%	1	0
Washington.....	2,395	3,519	2,942	2,886	84%	1	1
West Virginia.....		1,262	1,145		91%	1	0
Wisconsin.....	1,157 <sup>i</sup>	2,970	2,831 <sup>i</sup>	1,282 <sup>i</sup>		1	1
Wyoming.....	77	207	183	101	88%	1	0
Reported national totals*..	41,592	147,333	130,892	45,534		54	36
Number states reporting*...	31	45	44	32			
Percent of population represented* .....	45%	80%	77%	47%			

(continued on next page)

TABLE 2:

Reported appellate court caseload for all appellate courts, 1980. (continued)

Note: For inclusion on this table, a case is defined as any appeal, original proceeding, request to appeal, or sentence review only case. All available data are entered in the table and all appropriate calculations are included. Blank spaces indicate that either the data were unavailable or less than 90% complete, or the calculations were inappropriate. Data from Minnesota, Nebraska, New York and North Carolina were either totally missing, or substantially incomplete.

<sup>i</sup>Data are incomplete:

Alabama--Total cases in the Court of Criminal Appeals do not include petitions disposed of in the clerk's office at the direction of the Court.

District of Columbia--Pending data do not include disciplinary cases.

Massachusetts--Pending and filed figures for the Supreme Judicial Court do not include cases heard in "single justice sessions."

New Jersey--Supreme Court--Total cases filed and pending do not include all requests to appeal.

Wisconsin--The disposed and pending figures for the Supreme Court do not include miscellaneous original jurisdiction cases.

\*Reported national totals:

The reported national totals include only data for states reporting data in the caseload category for all courts in the state. Only complete data were included in the national totals. Figures marked with an "i" footnote were not included.

\*Number of states reporting:

Reported cases for courts of last resort and "all appellate courts" are from the 50 states, the District of Columbia, and Puerto Rico. Reported cases for intermediate appellate courts are from the 30 states with intermediate appellate courts.

\*Percent of population represented:

State populations used for courts of last resort and "all appellate courts" are the revised 1979 Bureau of Census estimates and total 229,712,000 for the 50 states, the District of Columbia, and Puerto Rico.

TABLE 3: Detailed caseload categories for courts of last resort, 1980.

TABLE 4: Detailed caseload categories for intermediate appellate courts, 1980.

Variations in court organization:

Table 3 contains caseload inventory by case type for the courts of last resort in the 50 states, the District of Columbia, and Puerto Rico.

Table 4 contains caseload inventory by case type for the intermediate appellate courts in the 32 states that have intermediate appellate courts.

Variations in subject matter jurisdiction:

Major variation from state to state results from the kind of discretionary jurisdiction granted to courts of last resort and to intermediate appellate courts. States having both levels of appellate courts generally direct the most difficult appeals to the courts of last resort, but these are not necessarily the same types of cases in every state.

Although most courts of last resort, have jurisdiction over original proceedings, disciplinary, advisory opinion, and request to appeal cases, intermediate appellate courts rarely hear these types of cases. The individual state profiles broadly outline the specific jurisdiction of each court.

These variations in jurisdiction make caseload comparisons among appellate courts extremely difficult.

Variations in case classification and definitions:

The classification used by each state will be found in the pertinent state profile in Part II.

This report defines "appellate case" to include any appeal, original proceeding, request to appeal, or sentence review only case, and where possible, has placed each state's case data within these case classifications.

Some states report total cases processed without any indication as to the type of proceeding. Other states include in their caseload only appeals that were decided on the merits. Some appellate courts include all original proceedings, while others report none. Some states do not distinguish cases from procedural matters such as motions for rehearing.

Classification of the same type of proceeding varies from state to state. For example, habeas corpus may be reported as a separate category, or it may be subsumed in appeals, original proceedings, or motions.

Sources of data for each court are found in the individual state profiles in Part II, and in Appendix B.

Reported national totals:

The reported national totals for courts of last resort (i.e., Table 3) and intermediate appellate courts (i.e., Table 4) include only data for states reporting complete data in the caseload category.

The number of requests to appeal granted that appear in parentheses were not included in the totals to avoid double counting (see footnote "e").

Number of states reporting for courts of last resort:

Reported cases for appeals and total cases are from the states that reported complete appeals data. Reported cases for original

proceedings and requests to appeal are from the 50 states handling original proceedings and 48 states handling requests to appeal that reported complete data for each of these categories.

The term "state" in this and following appellate tables includes the 50 states, the District of Columbia, and Puerto Rico.

Number of states reporting for intermediate appellate courts:

Reported cases for appeals and total cases are from the 32 states with intermediate appellate courts that reported complete appeals data. Reported cases for original proceedings and requests to appeal are from the 23 states handling these types of cases that reported complete data for each of these categories.

Percent of population represented for courts of last resort:

State populations used are the Bureau of Census counts for 1980 and total 229,712,000 for the 50 states, the District of Columbia, and Puerto Rico. The total population is 219,657,000 for the 50 states handling original proceedings and 225,235,000 for the 48 states handling requests to appeal.

Percent of population represented for intermediate appellate courts:

State populations used are the Bureau of Census counts for 1980 and total 197,377,000 for the 32 states with intermediate appellate courts. The total population is 150,718,000 for the 23 states handling original proceedings and 136,870,000 for the 23 states handling requests to appeal. The percent of population represented for each caseload category is based on the total population figure for states where the category is relevant.

Appropriate analyses:

Although these tables are designed primarily to display total caseload data, they may also be used for some analysis. Comparisons may be made between caseload figures of courts of similar type, for example, between the number of mandatory appeals filed in courts of last resort, and those filed in intermediate appellate courts.

Limitations on use:

Comparisons should not be made among states before checking for similarities and differences among the states in the profile section in Part II. Before total figures are compared, check to be certain that all courts are of the same type and have jurisdiction over and reported data from the same types of cases. Comparisons should not be made between courts of last resort and intermediate appellate courts, or between courts of last resort with and without intermediate appellate courts. Within comparable groups of courts, it may be safer to make comparisons of types of cases than of the total caseload. When comparing the number of appeals filed, disposed, or pending among states, also consider the percent of the appeals that are discretionary (numbers in parentheses) and the number of requests to appeal handled by each state.

**TABLE 3:**  
**Detailed caseload categories for courts of last resort, 1980.**

*Appeals, original proceedings, requests to appeal, sentence review only, and total cases. Reported national totals with number of states reporting and percent of population represented.*

State and court title	Begin pending					Filed				
	Appeals	Original proceedings	Requests to appeal	Sentence review only	Total cases	Appeals	Original proceedings	Requests to appeal	Sentence review only	Total cases
Alabama--Supreme Court.....	0	0	0		0	436 ( 59) <sup>e</sup>	104 <sup>j</sup>	306		846 ( 59) <sup>e</sup>
Alaska--Supreme Court.....	546	7	54	39	646	357	23	139	53	572
Arizona--Supreme Court.....	73	17	61		151	265	316	559		1,140
Arkansas--Supreme Court.....	123	16	NH		139	583	173	NH		756
California--Supreme Court.....						22 (104) <sup>e</sup>	758 (113) <sup>e</sup>	3,183		3,963 (113) <sup>e</sup>
Colorado--Supreme Court.....	X	X	X		414	275	328	347		950
Connecticut--Supreme Court.....	676		15		691	558		117		675
Delaware--Supreme Court.....	296	14	NH		310	322	10	NH		332
District of Columbia--Court of Appeals...	X	X	X		1,081 <sup>i</sup>	1,287 <sup>j</sup>	139	(j)		1,426
Florida--Supreme Court.....	X	X	X		1,403	166 <sup>i</sup>	518 <sup>i</sup>	814 <sup>i</sup>		1,714
Georgia--Supreme Court.....	235	NH	166		401	706 (194) <sup>e</sup>	NH	874		1,580 (194) <sup>e</sup>
Hawaii--Supreme Court.....	704	7			711	387	29			416
Idaho--Supreme Court.....	548	10			558	402	36			438
Illinois--Supreme Court.....	196	13	214		423	106 (178) <sup>e</sup>	131 (13) <sup>e</sup>	1,224		1,461 (191) <sup>e</sup>
Indiana--Supreme Court.....	X	X	X		109	X ( 23) <sup>ei</sup>	X	X		646 ( 23) <sup>ei</sup>
Iowa--Supreme Court.....	X	X	X	X	968	( 23) <sup>e</sup>	X	X	X	1,620 ( 23) <sup>e</sup>
Kansas--Supreme Court.....	207				207 <sup>i</sup>	208 ( 20) <sup>e</sup>	41	161		410 ( 20) <sup>e</sup>
Kentucky--Supreme Court.....	X	X	89		241	135 (131) <sup>e</sup>	62	536		733 (131) <sup>e</sup>
Louisiana--Supreme Court.....						661 <sup>j</sup> (549) <sup>e</sup>	91 <sup>j</sup>	2,319		3,071 (549) <sup>e</sup>
Maine--Supreme Judicial Court.....	236	0	NH	21	257	513	1	NH	51	565
Maryland--Court of Appeals.....	40	0	0		40	46 (121) <sup>e</sup>	24	495		565 (121) <sup>e</sup>
Massachusetts--Supreme Judicial Court....	134 <sup>i</sup>				134 <sup>i</sup>	357 <sup>i</sup>				357 <sup>i</sup>
Michigan--Supreme Court.....	X	X	X		809	X ( 84) <sup>e</sup>	47	1,803		1,850 ( 84) <sup>e</sup>
Minnesota--Supreme Court <sup>i</sup> .....										
Mississippi--Supreme Court.....	411	8			419	750	210			960
Missouri--Supreme Court.....	81	X	X		128	180	263	393		836
Montana--Supreme Court.....						381 <sup>j</sup>	113 <sup>j</sup>	(j)		494
Nebraska--Supreme Court.....	443 <sup>j</sup>	(j)			443 <sup>i</sup>	741 <sup>j</sup>	(j)			741 <sup>i</sup>
Nevada--Supreme Court.....	X	X	X		713	512	211	8		731
New Hampshire--Supreme Court.....	X	X	X		145	567 <sup>j</sup>	32	(j)		599
New Jersey--Supreme Court.....	122	22	307 <sup>i</sup>		451 <sup>i</sup>	68 (164) <sup>e</sup>	57	979 <sup>i</sup>		1,104 <sup>i</sup> (164) <sup>e</sup>
New Mexico--Supreme Court.....	X	X	X		118	259	110	208		577
New York--Court of Appeals.....						653 (116) <sup>e</sup>		1,852 <sup>i</sup>		2,505 <sup>i</sup> (116) <sup>ei</sup>
North Carolina--Supreme Court.....	X	X			19 <sup>i</sup>	154 ( 88) <sup>e</sup>	( 1) <sup>e</sup>	597 <sup>i</sup>		751 <sup>i</sup> ( 89) <sup>ei</sup>
North Dakota--Supreme Court.....	88	0	0		88	270	17	7		294
Ohio--Supreme Court.....						117 (168) <sup>e</sup>	182	1,565		1,864 (168) <sup>e</sup>
Oklahoma--STATE TOTAL.....	X	X	X <sup>i</sup>	X	2,383 <sup>i</sup>	1,865 ( 57) <sup>e</sup>	X	143 <sup>i</sup>	X	2,447 ( 57) <sup>e</sup>
Supreme Court.....	X	X			1,903 <sup>i</sup>	1,493 ( 33) <sup>e</sup>	X	143		1,636 ( 33) <sup>e</sup>
Court of Criminal Appeals.....	X	X	X	X	480	372 ( 24) <sup>e</sup>	X	X	X	811 ( 24) <sup>e</sup>
Oregon--Supreme Court.....	X	X	92		164	12 (124) <sup>e</sup>	194	628		834 (124) <sup>e</sup>
Pennsylvania--Supreme Court.....						758 (147) <sup>e</sup>	X	1,016		1,774 (147) <sup>e</sup>
Puerto Rico--Supreme Court.....	103	22	160		285	284	38	1,060		1,382
Rhode Island--Supreme Court.....	480	20	77		577	420	49	139		608
South Carolina--Supreme Court.....						906	15			921
South Dakota--Supreme Court.....	X	X	X		276	311	20	28		359
Tennessee--Supreme Court.....	99	NH	142		241	131 ( 78) <sup>e</sup>	NH	602		733 ( 78) <sup>e</sup>
Texas--STATE TOTAL.....	3,293	0	246		3,539	3,048 (264) <sup>e</sup>	4 (15) <sup>e</sup>	3,233		6,285 (279) <sup>e</sup>
Supreme Court.....	55	0	198	NH	253	19 ( 81) <sup>e</sup>	4 (15) <sup>e</sup>	991		1,014 ( 96) <sup>e</sup>
Court of Criminal Appeals.....	3,238	NH	48		3,286	3,029 (183) <sup>e</sup>	NH	2,242		5,271 (183) <sup>e</sup>
Utah--Supreme Court.....						621	29			651
Vermont--Supreme Court.....	349	1			350	462	14			476
Virginia--Supreme Court.....	217	79	561		857	X (234) <sup>e</sup>	X	X		2,091 (234) <sup>e</sup>
Washington--Supreme Court.....	177	20	145		342	134	72	561		767
West Virginia--Supreme Court of Appeals..						0 (364) <sup>e</sup>	795	467		1,262 (364) <sup>e</sup>
Wisconsin--Supreme Court.....	108	4 <sup>i</sup>	X		112 <sup>i</sup>	579	104			683
Wyoming--Supreme Court.....	75	2	NH		77	183	24	NH		207
Reported national totals*	9,926	258	2,022	60	16,590	21,635	4,866	21,978	104	53,561
Number of states reporting*	27	20	16	2	34	45	38	27	2	46
Percent of population represented*	41%	31%	31%		52%	81%	65%	62%		81%



Disposed					End pending				
Appeals	Original proceedings	Requests to appeal	Sentence review only	Total cases	Appeals	Original proceedings	Requests to appeal	Sentence review only	Total cases
436	104J	247 (592) <sup>e</sup>		787 ( 59) <sup>e</sup>	0	0	0		0
511	21	150	80	762	392	9	43	12	456
228	299	583		1,110	110	34	37		181
512	172	NH		684	196	17	NH		213
100	648	2,963 (217) <sup>e</sup>		3,711 (217) <sup>e</sup>					
X	X	X		893	X	X	X		471
553		118		671	681		14		695
353	13	NH		366	265	11	NH		276
1,194J	57 <sup>i</sup>	(j)		1,251	X	X	X		1,256 <sup>i</sup>
278 <sup>i</sup>	440 <sup>i</sup>	1,442 <sup>i</sup>		2,374	X	X	X		742
930	NH	684 (194) <sup>e</sup>		1,614 (194) <sup>e</sup>	11	NH	175		186
490	29			519	601	7			608
341	35			376	609	11			620
271	121 ( 13) <sup>e1</sup>	1,023 (178) <sup>e</sup>		1,415 (191) <sup>e</sup>	209	23	237		469
254	82	290 ( 23) <sup>ei</sup>		626 ( 23) <sup>ei</sup>	X	X	X		129
1,361	4	199 ( 23) <sup>e</sup>	9	1,573 ( 23) <sup>e</sup>	X	X	X	X	1,029
288	19	129 ( 20) <sup>e</sup>		436 ( 20) <sup>e</sup>	115	22	12		149
279	67	313 (131) <sup>e</sup>		659 (131) <sup>e</sup>	X	X	184		315
974	53	2,050 (549) <sup>e</sup>		3,077 (549) <sup>e</sup>					
384	1	NH	30	415	365	0	NH	42	407
160	24	374 (121) <sup>e</sup>		558 (121) <sup>e</sup>	47	0	0		47
328				328	125 <sup>i</sup>				125 <sup>i</sup>
X	X	1,179 ( 84) <sup>e</sup>		1,517 ( 84) <sup>e</sup>	X	X	X		1,142
746	208			954	415	10			425
151	245	381		777	110	X	X		194
X	X			510					
651J	(j)			651 <sup>i</sup>	530J	(j)			530 <sup>i</sup>
X	X	X		700	X	X	X		744
X	X	X		435	X	X	X		309
223	54	1,150 (164) <sup>e</sup>		1,427 (164) <sup>e</sup>	131	25	211 <sup>i</sup>		367 <sup>i</sup>
X	X	X ( X) <sup>e</sup>		530 ( X) <sup>e</sup>	X	X	X		165
648		1,591 <sup>i</sup> (116) <sup>e</sup>		2,239 <sup>i</sup> (116) <sup>e</sup>	X	X	X		
X	X	555 <sup>i</sup> ( 87) <sup>ei</sup>		555 <sup>i</sup> ( 87) <sup>ei</sup>	X	X			24 <sup>i</sup>
233	17	7		257	125	0	0		125
339	168	1,340 (168) <sup>e</sup>		1,847 (168) <sup>e</sup>					
1,262	108 <sup>i</sup>	95 <sup>i</sup> ( 33) <sup>e</sup>		1,858 ( 57) <sup>e</sup>	X	X	X <sup>i</sup>	X	2,948 <sup>i</sup>
1,035	108	95 ( 33) <sup>e</sup>		1,238 ( 33) <sup>e</sup>	X	X			2,268 <sup>i</sup>
227	X	X	X	620 ( 24) <sup>e</sup>	X	X	X	X	680
X	X	511 (124) <sup>e</sup>		786 (124) <sup>e</sup>	X	X	86		213
X	X	X (147) <sup>e</sup>		X (147) <sup>e</sup>					
261	41	1,006		1,308	126	19	214		359
357	55	132		544	543	14	84		641
X	X	X		346	X	X	X		289
221	NH	524 ( 78) <sup>e</sup>		745 ( 78) <sup>e</sup>	87	NH	142		229
2,553	18	2,825 (296) <sup>e</sup>		5,396 (296) <sup>e</sup>	4,053	0	358		4,411
114	18	886 (113) <sup>e</sup>		1,018 (113) <sup>e</sup>	42	0	190		232
2,439	NH	1,939 (183) <sup>e</sup>		4,378 (183) <sup>e</sup>	4,011	NH	168		4,179
X	X			638					
456	12			468	355	3			358
226	329	1,340 (234) <sup>e</sup>		1,895 (234) <sup>e</sup>	263	119	659		1,041
167	67	557		791	132	21	123		276
280	620 (175) <sup>e</sup>	245 (222) <sup>e</sup>		1,145 (397) <sup>e</sup>					
551	59 <sup>i</sup>			610 <sup>i</sup>	135	13 <sup>i</sup>			148 <sup>i</sup>
160	23	NH		183	98	3	NH		101
19,342	3,549	20,320	119	49,262	10,703	342	2,368	54	18,016
38	29	26	3	45	27	21	17	2	35
76%	58%	64%		78%	41%	32%	32%		53%

Note: For inclusion on this table, a case is defined as any appeal, original proceeding, request to appeal, or sentence review only case. All available data are entered in the table. Blank spaces indicate that the data were unavailable, or less than 90% complete.

NH = This case type is not handled in this court.

X = The data for this case type are known to be included in the total, but were unavailable by category.

<sup>e</sup>Cases are not included in the total to avoid double counting:

A request to appeal granted is not counted as a disposed request to appeal or as a filed appeal. It is counted as a disposition only when the resulting appeal is disposed. The numbers of requests to appeal granted are the figures appearing in parentheses. These numbers were not included in any of the calculations.

<sup>i</sup>Data are incomplete:

District of Columbia--Court of Appeals-- Original proceedings disposed cases do not include original jurisdiction cases. Pending data do not include disciplinary cases.

Florida--Supreme Court--Filed and disposed appeals, original proceedings and requests to appeal exclude 216 filed and 214 disposed cases that could not be identified by case type.

Indiana--Supreme Court--The number of criminal petitions to transfer granted were unavailable.

Kansas--Supreme Court--Total pending cases do not include original proceedings or requests to appeal.

Massachusetts--Supreme Judicial Court-- Pending and filed appeals do not include "single justice sessions."

Minnesota--Supreme Court--Data were unavailable for 1980.

Nebraska--Supreme Court--Total cases figures do not include requests to appeal.

New Jersey--Supreme Court--Filed and pending requests to appeal and total cases do not include motions for direct certification and motions for leave to appeal.

New York--Court of Appeals-- Requests to appeal and total cases filed and disposed do not include civil requests to appeal or other motions.

(continued on next page)

**TABLE 3:**  
**Detailed caseload categories for courts of last resort, 1980. (continued)**

---

<p>North Carolina--Supreme Court--Total pending cases do not include any <b>requests to appeal</b>. Filed and disposed <b>requests to appeal</b> and total cases do not include cases involving substantial constitutional questions, and a variety of other <b>requests to appeal</b> subcategories.</p> <p>Oklahoma--Supreme Court--Pending data do not include certiorari cases.</p> <p>Wisconsin--Supreme Court-- <b>Original proceedings</b> and total cases disposed and pending do not include miscellaneous <b>original jurisdiction</b> cases.</p> <p>Explanation of data included in the category:</p> <p>Alabama--Supreme Court--The figures for <b>original proceedings</b> filed and disposed include some <b>appeals</b>.</p> <p>District of Columbia--Court of Appeals-- <b>Appeals</b> include <b>requests to appeal</b>.</p> <p>Louisiana--Supreme Court-- <b>Appeals</b> filed include a few habeas corpus <b>original jurisdiction</b> cases.</p> <p>Montana--Supreme Court-- <b>Requests to appeal</b> filed could not be separated from <b>appeals</b> and <b>original proceedings</b>.</p> <p>Nebraska--Supreme Court-- <b>Appeals</b> include a minimal number of <b>original proceedings</b>.</p> <p>New Hampshire--Supreme Court-- <b>Requests to appeal</b> are included in the <b>appeal</b> figure.</p>	<p>*Reported national totals:          The reported national totals included only data for states reporting data in the caseload category for all courts in the state. Only complete data were included in the national totals. Figures marked with an "i" footnote were not included; those marked with a "j" were included. The numbers of <b>request to appeal</b> granted that appear in parentheses were not included in the totals to avoid double counting (see footnote "e").</p> <p>*Number of states reporting:          Reported cases for appeals and total cases are from the 50 states, the District of Columbia, and Puerto Rico. Reported cases from <b>original proceedings</b> and <b>requests to appeal</b> are from the 49 states and 47 states handling <b>original proceedings</b> and <b>request to appeal</b>, respectively.</p> <p>*Percent of population represented:          State populations used are the 1980 Bureau of Census reports, and total 229,712,000 from the 50 states, the District of Columbia, and Puerto Rico. The total population is 219,657,000 for the 50 states handling original proceedings and 225,235,000 for the 48 states handling requests to appeal.</p>
---	--

**TABLE 4:**  
**Detailed caseload categories for intermediate appellate courts, 1980.**

Appeals, original proceedings, requests to appeal, and total cases. Reported national totals with number of states reporting and percent of population represented.

State and court title	Begin pending			Filed			Disposed			End pending		
	Appeals	Original proceedings	Requests to appeal	Total cases	Appeals	Original proceedings	Requests to appeal	Total cases	Appeals	Original proceedings	Requests to appeal	Total cases
Alabama--STATE TOTAL.....	706j			706j	1,302j			1,302j	1,026j	206		776j
Court of Civil Appeals.....	204			204	464			464	429			239
Court of Criminal Appeals.....	502j	(j)	(j)	502j	838j	(j)	(j)	838j	579j	206	(j)	537j
Alaska--Court of Appeals.....	138	0	2	176	40	0	16	69	5	0	7	18
Arizona--Court of Appeals.....	1,330	69	NH	1,399	1,957	255	NH	2,212	1,757	277	NH	1,530
Arkansas--Court of Appeals.....	314	3	NH	317	925	58	NH	983	905	59	NH	964
California--Courts of Appeal.....	6,319		NH	6,319j	8,835	5,539	NH	14,374	9,680	5,325	NH	15,005
Colorado--Court of Appeals.....		NH		1,098	1,194	NH		1,207		NH		1,166
Connecticut--Appellate Session of Superior Court.....	185	NH	NH	185	122	NH	NH	122	197	NH	NH	197
Florida--District Courts of Appeal.....	0	0	0	8,242	10,396	960	445	11,801	10,497	809	474	11,780
Georgia--Court of Appeals.....				0	X	X	416	2,031	X	X	X	2,031
Hawaii--Intermediate Court of Appeals.....	0	NH	NH	0	262	NH	NH	262	35	NH	NH	35
Illinois--Appellate Court.....	4,924	NH	NH	4,924	6,603	NH	NH	6,603	6,153	NH	NH	5,374
Indiana--Court of Appeals.....	600	NH	NH	600	937	NH	NH	937	1,166	NH	NH	1,371
Iowa--Court of Appeals.....	76j	NH	NH	76	460j	NH	NH	460j	390	NH	NH	139j
Kansas--Court of Appeals.....	645			645	916			916	729			832
Kentucky--Court of Appeals.....	919	18	7	944	2,111	108	48	2,267	1,974	107	50	2,131
Louisiana--Courts of Appeal.....	X	X		1,147	2,417	456		2,873	2,236	454		2,690
Maryland--Court of Special Appeals.....	159		0	159	1,785(10)e	107		1,892(10)e	1,473		95(10)e	1,568(10)e
Massachusetts--Appeals Court.....	677			677	1,210			1,210	1,041			728
Michigan--Court of Appeals.....					4,203	X	X	5,980	X	X	X	5,193
Missouri--Court of Appeals.....	2,108	X	X	2,153	2,180	465	1	2,646	2,213	X	X	2,673
New Jersey--Appellate Division of Superior Court.....	5,380		49	5,429	5,085	1,036		6,121	5,431		1,038	6,469
New Mexico--Court of Appeals.....					570			570	578			578
New York--STATE TOTAL.....					10,817j	(j)		10,817j	10,915j	105j		11,020
Appellate Divisions of the Supreme Court.....					8,630j	(j)		8,630j	9,341j	105j		9,466
Appellate Terms of the Supreme Court.....					2,187			2,187	1,574			1,574
North Carolina--Court of Appeals.....					1,220(51)e	2	508	1,730(51)e	1,293j	(j)	477(51)e	1,770(51)e
Ohio--Court of Appeals.....	4,650	259	NH	4,909	8,297	683	NH	8,980	7,995	594	NH	8,589
Oklahoma--Court of Appeals.....	163	NH		163j	369(28)e	NH	129	496(28)e	362	NH	124(28)e	486(28)e
Oregon--Court of Appeals.....	1,533	NH	NH	1,533	3,436	NH	NH	3,436	3,310	NH	NH	3,310
Pennsylvania--STATE TOTAL.....					7,489	829		8,318	2,701	(i)		2,701i
Superior Court.....					4,523			4,523				
Commonwealth Court.....					2,966	829		3,795	2,701	(i)		2,701i
Tennessee--STATE TOTAL.....		X		591	1,510			1,520	741j	X		1,435
Court of Appeals.....	298	NH		298	806	NH		806	741	NH		741
Court of Criminal Appeals.....	X	X		293	704	X		714	X	X		694
Texas--Courts of Civil Appeals.....	1,479	NH		1,479	2,621	NH		2,621	2,428	NH		2,428
Washington--Court of Appeals.....	1,922	80	51	2,053	2,251	313	188	2,752	1,741	244	166	2,151
Wisconsin--Court of Appeals.....	1,031	14	0	1,045	2,065j	222	(j)	2,287	2,016j	205	(j)	2,221
Total cases												
Appeals	776i			776i	1,232i			1,232i	776j			776i
Original proceedings	239			239	429			429	239			239
Requests to appeal	537i	(j)	(j)	537i	803i	(j)	(j)	803i	579j	206	(j)	537j
Total cases	227			227	18			18	173			173
Appeals	1,577			1,577	2,034			2,034	1,530			1,530
Original proceedings	336			336	964			964	334			334
Requests to appeal	7,462i			7,462i	15,005			15,005	7,462			7,462
Total cases	1,139			1,139	1,166			1,166				

Reported national totals*.....	35,556	443	109	39,781	93,882	9,890	2,894	97,676	80,247	8,385	2,431	97,428	38,532	576	136	42,405
Number of states reporting*.....	24	8	7	24	31	13	10	30	28	12	8	30	23	8	6	24
Percent of population represented*..	68%	23%	22%	61%	97%	59%	36%	89%	89%	58%	28%	92%	66%	23%	18%	61%

Note: For inclusion on this table, a case is defined as any appeal, original proceeding, request to appeal or sentence review only case. Total cases include sentence review only cases. All available data are entered in the table. Blank spaces indicate that the data were unavailable, or less than 90% complete.

NH = This case type is not handled in this court.

X = The data for this case type are known to be included in the total but were not available by category.

eCases not included in the total to avoid double counting:

A request to appeal granted is not counted as a disposed request to appeal or as a filed appeal. It is counted as a disposition only when the resulting appeal is disposed.

The numbers of requests to appeal granted are the numbers appearing in parentheses in the table. These numbers are not included in the calculated national totals.

iData is incomplete:

Alabama--Court of Criminal Appeals--Total cases do not include petitions disposed of in the clerk's office at the direction of the Court.

California--Total pending cases figures do not include original proceedings.

New York--Appellate Divisions of the Supreme Court--Total cases filed do not include all original proceedings.

Oklahoma--Court of Appeals--Total pending do not include certiorari cases.

Pennsylvania--Commonwealth Court--Total cases disposed do not include any original proceedings.

Wisconsin--Total begin pending cases do not include requests to appeal.

JExplanation of data included in the category:

Alabama--Court of Criminal Appeals--Pending and filed appeal data include original proceedings and requests to appeal. Disposed appeal data includes requests to appeal.

Iowa--Court of Appeals--Total appeals filed and pending include sentence review only cases.

New York--Appellate Divisions of the Supreme Court--Filed and disposed appeals include an unknown number of original proceedings.

North Carolina--Disposed appeals include original proceedings.

Wisconsin--Court of Appeals--Filed, disposed and end pending appeals include requests to appeal.

\*Reported national totals:

The reported national totals include only data for states reporting data in the caseload category for all courts in the state. Only complete data were included in the national totals. Figures marked with an "i" footnote were not included; those marked with a "j" were included. The number of requests to appeal granted that appear in parentheses were not included in the totals to avoid double counting (see footnote "e").

\*Number of states reporting:

Reported cases for appeals and total cases are from the 32 states with intermediate appellate courts. Reported cases for original proceedings and requests to appeal are from the 23 states and 23 states, respectively, handling each case type.

\*Percent of population represented:

State populations used are the 1980 Bureau of Census report, and total 197,377,000 for the 32 states with intermediate appellate courts. The total population is 150,708,000 for the 23 states handling original proceedings and 136,870,000 for the 23 states handling requests to appeal. The percent of population represented for each caseload category is based on these total population figures.

TABLE 5: Caseload for appeals and requests to appeal (civil and criminal) and total cases for courts of last resort, 1980.

TABLE 6: Caseload for appeals and requests to appeal (civil and criminal) and total cases for intermediate appellate courts, 1980.

Variations in court organization:

Tables 5 and 6 display a portion of the data displayed in Tables 3 and 4, and the same variations in court organization apply.

Variations in subject matter jurisdiction:

Tables 5 and 6 display a portion of the data displayed in Tables 3 and 4, and the same variations in subject matter jurisdiction apply.

Variations in case classifications and definitions:

The total cases column in Tables 5 and 6 is the same as in Tables 3 and 4, and includes all appeals, original jurisdiction cases, requests to appeal, and sentence review only cases. Only two case types--appeals and requests to appeal--are displayed in Tables 5 and 6, both separated, where data were available, into civil and criminal categories.

These tables indicate that a significant minority of states fail to break down appeals into even the most general case types--civil and criminal.

The sum of civil and criminal cases may not add up to the figures shown for appeals and requests to appeals in Tables 3 and 4 because other types of appeals and requests to appeal may be included in the total cases. (See the pertinent state profile in Part II for this information.)

The types of cases classified as appeals present a particular problem. Matters such as requests for bail pending appeal, requests for delayed appeal, and petitions to stay the lower court ruling pending appeal generally are not considered appeals, but are counted as such in some courts, inflating the appellate caseload in those states.

Courts with discretionary jurisdiction sometimes report the total number of cases filed without distinguishing between mandatory and discretionary cases; or they separate mandatory and discretionary cases filed but do not indicate the number of requests for discretionary review

granted. Some provide separate data for mandatory cases, discretionary review granted, and discretionary review denied, while others combine mandatory cases and cases accepted for review, but report separately the number of petitions for review filed, resulting in double counting of granted petitions for review.

Sources of data for each court are found in the individual profiles in Part II and in Appendix B.

Appropriate analyses:

Although these tables are designed primarily to display the breakdown of appellate caseloads into the civil and criminal case types, they may also be used for some analysis. The ratio of civil to criminal appeals may be calculated for any court. These ratios may be compared between courts of similar type. The ratio of civil appeals to civil requests to appeal may be calculated and compared to the ratio of criminal appeals to criminal requests to appeal.

Limitations on use:

Although cases are identified as being civil or criminal on this table, the definitions used by the courts to make this distinction may differ. One court may include juvenile appeals, and appeals of administrative agency cases in its civil appeal category. Other courts may report these cases in three separate categories, as recommended in the Model Statistical Dictionary. Before comparisons are made, one should check each court profile to determine whether there is any indication of the types of cases included in the civil or criminal category.

For those courts that report non-civil and criminal cases in separate categories and for those that have jurisdiction over original proceedings in addition to the appeals and request to appeal cases reported here, the sum of the figures reported for any case category on the table will be less than the total cases figure reported for that case category.

**TABLE 5:**  
**Caseload for appeals and requests to appeal (civil and criminal) and total cases for courts of last resort, 1980.**

State and court title	Begin pending					Filed				
	Appeals		Requests to appeal		Total cases	Appeals		Requests to appeal		Total cases
	Civil	Criminal	Civil	Criminal		Civil	Criminal	Civil	Criminal	
Alaska--Supreme Court.....	346	200			646	254	103			572
Arizona--Supreme Court.....	7	56	NH	NH	151	42	105	NH	NH	1,140
Arkansas--Supreme Court.....	64	46	NH	NH	139	323	254	NH	NH	756
California--Supreme Court.....						0 ( 69) <sup>e</sup>	22 ( 35) <sup>e</sup>	1,644	1,539	3,963 (113) <sup>e</sup>
Colorado--Supreme Court.....	X	X	X	X	414	57	182	X	X	950
Connecticut--Supreme Court.....	522	154			691	437	121			675
Delaware--Supreme Court.....	161	135	NH	NH	310	215	107	NH	NH	332
District of Columbia--Court of Appeals	X	X	X	X	1,081 <sup>i</sup>	434	719	X	X	1,426
Hawaii--Supreme Court.....	449	235			711	207	157			416
Idaho--Supreme Court.....	329	145			558	232	113			438
Illinois--Supreme Court.....	72	58	103	111	423	6 (116) <sup>e</sup>	19 ( 62) <sup>e</sup>	666	558	1,461 (191) <sup>e</sup>
Indiana--Supreme Court.....	X	X	0	X	109	X	X	223	X	646 ( 23) <sup>e</sup>
Iowa--Supreme Court.....	X	X	X	X	968	X ( 20) <sup>e</sup>	X ( 4) <sup>e</sup>	X	X	1,620 ( 24) <sup>e</sup>
Maine--Supreme Judicial Court.....	180	56	NH	NH	257	382	131	NH	NH	565
Maryland--Court of Appeals.....	28 <sup>j</sup>	12	0	0	40	46 <sup>j</sup> ( 64) <sup>e</sup>	( 57) <sup>e</sup>	250	245	565 (121) <sup>e</sup>
Mississippi--Supreme Court.....	X	X			419	497 <sup>i</sup>	251 <sup>i</sup>			960
Missouri--Supreme Court.....	X	X	X	X	128	88	92	X	X	836
Montana--Supreme Court.....						292	89			494
Nebraska--Supreme Court.....	263	110			443 <sup>i</sup>	354	294			741 <sup>i</sup>
Nevada--Supreme Court.....	X	X			713	273	239			731
New Jersey--Supreme Court.....	X	X	X <sup>i</sup>	X <sup>i</sup>	451 <sup>i</sup>	X ( X) <sup>e</sup>	X ( X) <sup>e</sup>	X <sup>i</sup>	X <sup>i</sup>	1,104 <sup>i</sup> (164) <sup>e</sup>
New Mexico--Supreme Court.....	X	X	X	X	118	227	32	X	X	577
New York--Court of Appeals.....						X ( X) <sup>e</sup>	X (116) <sup>e</sup>		1,852	
North Dakota--Supreme Court.....	70	18			88	199	71			294
Oklahoma--STATE TOTAL.....						1,493 <sup>j</sup> ( 33) <sup>e</sup>	X	143	X	2,447 ( 57) <sup>e</sup>
Supreme Court.....		NH		NH		1,493 <sup>j</sup> ( 33) <sup>e</sup>	NH	143	NH	1,636 ( 33) <sup>e</sup>
Court of Criminal Appeals.....	NH	X	NH	X	480	NH	X	NH	X	811 ( 24) <sup>e</sup>
Oregon--Supreme Court.....	X	X	X	X	164	0 ( X) <sup>e</sup>	3 ( X) <sup>e</sup>	X	X	834 (124) <sup>e</sup>
Puerto Rico--Supreme Court.....	10	74	89	X	285	45	90	560	X	1,382
Rhode Island--Supreme Court.....	287	147	X	X	577	280	116	X	X	608
South Carolina--Supreme Court.....						552	231			921
Texas--STATE TOTAL.....	55	3,238	198	48	3,539	19 ( 81) <sup>e</sup>	3,029 (183) <sup>e</sup>	991	2,242	6,285 (279) <sup>e</sup>
Supreme Court.....	55	NH	198	NH	253	19 ( 81) <sup>e</sup>	NH	991	NH	1,014 ( 96) <sup>e</sup>
Court of Criminal Appeals.....	NH	3,238	NH	48	3,286	NH	3,029 (183) <sup>e</sup>	NH	2,242	651
Utah--Supreme Court.....						387	108			651
Vermont--Supreme Court.....	X	X			350	338	111			476
Virginia--Supreme Court.....	X	X	271	273	857	(186) <sup>e</sup>	( 48) <sup>e</sup>	X	X	2,091 (234) <sup>e</sup>
Washington--Supreme Court.....	135	42	52	65	342	103	31	226	174	767
Wyoming--Supreme Court.....	62	13	NH	NH	77	135	48	NH	NH	207

Disposed					End pending					
Appeals		Requests to appeal			Total cases	Appeals		Requests to appeal		Total cases
Civil	Criminal	Civil	Criminal	Civil		Criminal	Civil	Criminal		
249	262			762	351	41			456	
33	95	NH	NH	1,110	16	66	NH	NH	181	
294	198	NH	NH	684	89	100	NH	NH	213	
60	40	1,504 (137) <sup>e</sup>	1,459 (80) <sup>e</sup>	3,711 (217) <sup>e</sup>						
X	X	X	X	893	X	X	X	X	471	
459	94	X	X	671	500	181			695	
242	110	NH	NH	366	134	131	NH	NH	276	
X	X	X	X	1,251	X	X	X	X	1,256 <sup>l</sup>	
296	188			519	360	204			608	
192	100			376	369	158			620	
105	82	531 (116) <sup>e</sup>	492 (62) <sup>e</sup>	1,415 (191) <sup>e</sup>	89	57	122	115	469	
X	X	200 (23) <sup>e</sup>	90 ( ) <sup>e</sup>	626 (23) <sup>e</sup>	X	X	0	X	129	
919	403	135 ( X) <sup>e</sup>	64 ( X) <sup>e</sup>	1,573 (23) <sup>e</sup>	X	X	X	X	1,029	
274	110	NH	NH	415	288	77	NH	NH	407	
94	61	186 (64) <sup>e</sup>	188 (57) <sup>e</sup>	558 (121) <sup>e</sup>	24	23	0	0	47	
398 <sup>i</sup>	194 <sup>i</sup>			954	X	X			425	
108	43	X	X	777	X	X	X	X	194	
X	X			510						
322	235			651 <sup>i</sup>	294	167			530 <sup>i</sup>	
X	X			700	X	X			744	
99	23	X	X	1,427 (164) <sup>e</sup>	X	X	X <sup>i</sup>	X <sup>i</sup>	367 <sup>i</sup>	
X	X	X	X	530	X	X	X	X	165	
476	172	X	1,591 (116) <sup>e</sup>							
174	59			257	95	30			125	
1,035	X	95 (33) <sup>e</sup>	X	1,858 (57) <sup>e</sup>						
1,035	NH	95 (33) <sup>e</sup>	NH	1,238 (33) <sup>e</sup>		NH		NH		
NH	X	NH	X	620 (24) <sup>e</sup>	NH	X	NH	X	680	
X	X	X ( X) <sup>e</sup>	X ( X) <sup>e</sup>	786 (124) <sup>e</sup>	X	X	X	X	213	
42	91	525	X	1,308	13	73	124	X	359	
212	112	X	X	544	355	151	X	X	641	
114	2,439	886 (113) <sup>e</sup>	1,939 (183) <sup>e</sup>	5,396 (296) <sup>e</sup>	42	4,011	190	168	4,411	
114	NH	886 (113) <sup>e</sup>	NH	1,018 (113) <sup>e</sup>	42	NH	190	NH	232	
NH	2,439	NH	1,939 (183) <sup>e</sup>	4,378 (183) <sup>e</sup>	NH	4,011	NH	168	4,179	
X	X			638						
339	100			468	X	X			358	
X	X	457 (186) <sup>e</sup>	783 (48) <sup>e</sup>	1,895 (234) <sup>e</sup>	X	X	308	329	1,041	
143	24	205	197	791	83	49	54	36	276	
124	36	NH	NH	183	73	25	NH	NH	101	

Note: For inclusion on this table, a case is defined as any appeal, original proceeding, request to appeal, or sentence review only case. Total cases pending, filed, and disposed include original proceedings and sentence review only, as well as all appeals and all requests to appeal. Blank spaces indicate that the data were unavailable, or less than 90% complete. Courts of last resort in the following states were excluded from this table due to their failure to categorize appeals and requests to appeal by civil and criminal cases, or because their data were substantially incomplete: Alabama, Florida, Georgia, Kansas, Kentucky, Louisiana, Massachusetts, Michigan, Minnesota, New Hampshire, North Carolina, Ohio, Pennsylvania, South Dakota, Tennessee, West Virginia and Wisconsin.

NH = This case type is not handled in this court.

X = The data for this case type are known to be included in the total, but were unavailable by category.

-- = Not applicable.

<sup>e</sup>Cases are not included in the total to avoid double counting:

A request to appeal granted is not counted as a disposed request to appeal or as a filed appeal. It is counted as a disposition only when the resulting appeal is disposed. The numbers of requests to appeal granted are the figures appearing in parentheses in this table.

<sup>i</sup>Data are incomplete:

District of Columbia--Pending data do not include disciplinary cases.  
Indiana-- Requests to appeal granted do not include data from criminal petitions.

Mississippi--Supreme Court--Filed and disposed civil and criminal appeals do not include a number of unspecified cases.

Nebraska--Total cases do not include requests to appeal.

New Jersey--Supreme Court--Filed and pending total cases do not include all of the requests to appeal.

<sup>j</sup>Explanation of data included in the category:

Maryland--Court of Appeals--Begin pending and filed civil appeals include juvenile appeals.

Oklahoma--Supreme Court-- Civil appeals filed include all original proceedings. filed.

**TABLE 6:**  
**Caseload for appeals and requests to appeal (civil and criminal) and total cases for intermediate appellate courts, 1980.**

State and court title	Begin pending			Filed			Disposed			End pending		
	Requests to appeal			Requests to appeal			Requests to appeal			Requests to appeal		
	Appeals	Civil	Criminal	Appeals	Civil	Criminal	Appeals	Civil	Criminal	Appeals	Civil	Criminal
Alabama--STATE TOTAL.....	204	502J	706I	464	838J	1,302I	429	597J	1,232I	239	537J	776I
Court of Civil Appeals.....	204	NH	204	464	NH	464	429	NH	429	239	NH	239
Court of Criminal Appeals.....	NH	502J	502J	NH	838J	838I	NH	597J	NH	803I	537J	537I
Alaska--Court of Appeals.....	NH	138	2	NH	40	16	NH	5	NH	7	18	11
Arizona--Court of Appeals.....	640	547	1,399	745	826	2,212	639	759	2,034	746	614	1,577
Arkansas--Court of Appeals.....	240	74	317	829	96	983	775	130	964	294	40	336
California--Courts of Appeal.....	3,250	3,069	6,319I	4,249	4,586	14,374	5,339	4,341	15,005	3,813	3,649	7,462I
Colorado--Court of Appeals.....	X	X	1,098	818J	280	1,207	X	X	1,166	X	X	1,139
Connecticut--Appellate Session of the Superior Court.....	114	71	185	90	32	122	143	54	197	61	49	110
Hawaii--Intermediate Court of Appeals.....	0	0	0	221	38	262	13	21	35	208	17	227
Illinois--Appellate Court.....	2,338	2,586	4,924	3,183	3,420	6,603	3,113	3,040	6,153	2,407	2,967	5,374
Indiana--Court of Appeals.....	X	X	600	478	411	937	X	X	1,166	X	X	371
Iowa--Court of Appeals.....	52J	24J	76	344J	116J	460	260	87	397	93J	46J	139
Kentucky--Court of Appeals.....	704	215	944	1,669	442	2,267	1,609	365	2,131	764	292	1,080
Louisiana--Court of Appeal.....	X	NH	1,147	2,417	NH	2,873	2,236	NH	2,690	X	NH	1,346
Maryland--Court of Special Appeals.....	83	76	159	868(X)964(X)9	X	1,892(10)9	746	695	1,568(10)9	167	177	357
Missouri--Court of Appeals.....	1,441	667	2,153	1,565	615	2,646	1,600	613	2,673	1,430	645	2,126
New Jersey--Appellate Division of Superior Court.....	X	X	5,429	2,204	1,851	6,121	X	X	6,469	X	X	5,081
New Mexico--Court of Appeals.....	2,750	1,900	4,909	5,013	3,284	8,980	4,918	3,077	8,589	2,846	2,097	5,290
Ohio--Court of Appeals.....	163	NH	163I	369(28)9NH	127	496(28)9NH	362	NH	124(28)9NH	486(28)9	170	170I
Oklahoma--Court of Appeals.....	X	X	1,533	1,035	1,565	3,436	X	X	3,510	X	X	1,659
Oregon--STATE TOTAL.....	298	NH	298	806	704	1,520	741	X	1,435	363	NH	676
Court of Appeals.....	298	NH	298	806	NH	806	741	NH	741	363	NH	363
Texas--Court of Criminal Appeals.....	NH	NH	293	NH	704	714	NH	X	694	NH	NH	313
Texas--Court of Civil Appeals.....	1,479	NH	1,479	2,621	NH	2,621	2,428	NH	2,428	1,672	NH	1,672
Washington--Court of Appeals.....	1,136	786	2,053	1,401	850	2,752	1,134	607	2,151	1,394	1,010	2,610
Wisconsin--Court of Appeals.....	819	212	1,045	1,633J	432J	2,287	1,574J	442J	2,221	893J	213J	1,134

Note: For inclusion on this table, a case is defined as any appeal, original proceeding, request to appeal, or sentence review only case.

Total cases pending, filed, and disposed include original proceedings and sentence review only cases as well as all appeals and all requests to appeal.

Data for intermediate appellate courts from the following states were excluded from this table because they failed to break their appeals and requests to appeal into civil and criminal cases: Florida, Georgia, Kansas, Massachusetts, Michigan, New York, North Carolina and Pennsylvania.

All available data are entered in the table. Blank spaces indicate that the data were unavailable, or less than 90% complete.

NH = This case type is not handled in this court.

X = The data for this case type are known to be included in the total, but were unavailable by category.

Cases are not included in the total to avoid double counting:

A request to appeal granted is not counted as a disposed request to appeal or as a filed appeal. It is counted as a disposition only when the resulting appeal is disposed.

Data are incomplete:

Alabama--Court of Criminal Appeals--Data do not include petitions disposed of in the clerk's office at the direction of the Court.

California--Courts of Appeal--Total pending cases do not include original jurisdiction cases.

Oklahoma--Court of Appeals--Total pending data do not include requests to appeal.

Explanation of data included in the category:

Alabama--Court of Criminal Appeals--Pending and filed appeals include original proceedings and requests to appeal. Disposed appeals included requests to appeal.

Colorado--Court of Appeals-- Civil appeals filed include some appeals from administrative agencies and boards.

Iowa--Court of Appeals-- Civil appeals filed and pending include administrative law and postconviction relief cases. Criminal appeals filed and pending include sentence review only cases.

New Mexico--Court of Appeals-- Criminal appeals filed include juvenile appeals.

Wisconsin--Court of Appeals-- Civil and criminal appeals include requests to appeal.



TABLE 7: Caseload for courts of last resort in states with intermediate appellate courts, 1980.

TABLE 8: Caseload for courts of last resort in states without intermediate appellate courts, 1980.

TABLE 9: Caseload for intermediate appellate courts, 1980.

Variations in court organization:

In Tables 7 and 8, the courts of last resort in states with intermediate appellate courts have been separated from the states without intermediate appellate courts, while Tables 7 and 9 together show the total appellate caseload in those states with intermediate appellate courts.

These tables contain the same caseload inventory data that is shown in Table 2, and the same variations in court organization apply to these tables.

Variations in subject matter jurisdiction:

The jurisdiction of each court is outlined briefly in the court system organization chart for each state located in Part II of this report.

Major variation from state to state results from the type of mandatory and discretionary jurisdiction over initial appeals granted to courts of last resort and to intermediate appellate courts. States having both levels of appellate courts generally direct the more difficult appeals to the court of last resort, but these are not necessarily the same types of cases in every state.

In some states trial courts of general jurisdiction have incidental appellate jurisdiction, which affects the number of appeals filed in the appellate courts.

Variations in case classification and definitions:

Total case figures may not be comparable from state to state.

Some states report total cases processed without any indication as to what types of proceedings are included. Other states include in their caseload only appeals that were decided on the merits. Some appellate courts include all original proceedings, while others report none. Some states do not distinguish appeals and other cases from procedural matters.

Variations in counting cases:

The kind and amount of discretionary jurisdiction granted to courts of last resort and intermediate appellate courts vary from state to state. Courts with discretionary jurisdiction sometimes report the total number of cases filed without distinguishing between mandatory and discretionary cases; or they separate mandatory and discretionary cases filed but do not indicate the number of requests for discretionary review granted. Some provide separate data for mandatory cases, discretionary review granted, and discretionary review denied, while others combine mandatory cases and cases accepted for review, but report separately the number of petitions for review filed, resulting in double counting of granted petitions for review.

Courts may count cases at different stages in proceedings. Some courts count cases when the notice of appeal is filed. Others wait to count cases until they are argued or submitted on briefs. Courts which count cases at stages that occur later in case processing will not count

those cases on which a notice of appeal is filed but later the parties decide not to pursue the subsequent stages. The manner of counting cases in each court is given in Table 11 and on each individual appellate court profile in Part II of this report.

Sources of data for each court are found in the individual profiles in Part II and in Appendix B.

Appropriate analyses:

All percentage calculations that were less than 1% but greater than 0% have been rounded up to 1%. All percentage calculations that were less than 0% but greater than -1% have been rounded down to -1%.

Disposed cases as percent of filed. This measure represents the percent of the number of filed cases that the court was able to dispose. The percent is computed by dividing the number of cases filed by the number disposed and then multiplying by one hundred. A percent over one hundred indicates that the court disposed more cases than were filed, thus reducing pending caseload. A percent significantly less than one hundred indicates that the court is not keeping up with the volume of cases being filed. This measure was not computed if the number of cases filed was less than ten.

End pending as percent of filed. This figure gives the percent of the number of filed cases that were pending at the end of the year. This measure is computed by dividing the number of cases pending at the end of the year by the number of cases filed and then multiplying by one hundred. A value of one hundred percent indicates that the number of cases pending at the end of the year was equal to the number of cases filed during the year. A value higher than one hundred percent indicates a pending caseload larger than cases filed, while a value lower than one hundred percent indicates a pending caseload smaller than the number of cases filed. This percent was not computed if the number of cases filed was less than ten.

Number change in pending caseload. This number gives the net increase or decrease in pending caseload for the court year by subtracting the number of cases pending at the beginning of the year from the number of cases pending at the end of the year. An alternative to this calculation, subtracting the number disposed from the number filed, was used when pending data were unavailable or incomplete. When this alternate formula was used, the resulting number was enclosed in parentheses. A positive number indicates that the pending caseload increased during the year while a negative number indicates that the pending caseload was reduced in size. Thus, a large negative change in pending indicates that the court is keeping the caseload current, while a large positive change in pending would indicate that the court has not kept pace with its filings.

Percent change in pending caseload. This percentage indicates the change in pending cases relative to the number of cases pending at the beginning of the year, and is obtained by dividing the number change in pending caseload by the number of cases pending at the beginning of the year and then multiplying by one hundred. (This figure cannot be calculated if the alternative formula described above was used to calculate the number change in the pending caseload.) A high negative percent indicates that the court reduced its pending caseload significantly, while a high positive percent indicates that the pending caseload increased significantly. This measure was not computed if the number of beginning pending cases was less than ten.

Filed and disposed per judge. These measures are displayed in appellate court tables. If all other factors (court jurisdiction, discretionary jurisdiction, case definition, panels in the court, etc.) are similar, these measures permit comparison of caseload per judge. These statistics were computed by dividing the filed and disposed cases respectively, by the number of appellate judges serving that court.

The necessity for caution when making any comparisons among states must be repeated. This warning holds true especially for comparisons using any of the above measures.

Filed per 100,000 population. The unit of state population used on all court caseload charts is 100,000. This measure compensates for variations in state population and gives a more realistic basis for comparison of caseloads among states of various sizes. If all other factors (court jurisdiction, discretionary jurisdiction, case definition, etc.) are similar, the filed per 100,000 population statistic permits direct comparisons among states of the number of filed cases.

Limitations on use:

Comparisons should not be made among states before checking for similarities and differences among the states in the profiles section in Part II. Comparisons should not be made between courts of last resort and intermediate appellate courts or between courts of last resort with and without intermediate appellate courts. When comparing states, care must also be taken to insure that state totals are used in those states with more than one court of last resort or intermediate appellate court. When comparing the number of appeals filed, disposed, or pending among states, also consider the percent of the appeals that are discretionary (numbers in parentheses) and the number of requests to appeal handled by each state.

**TABLE 7:**  
**Caseload for courts of last resort in states with intermediate appellate courts, 1980.**  
*State population. Disposed and end pending as a percent of filed. Number and percent change in pending. Filed and disposed per judge. Filed per 100,000 population.*

State and court title	State population in thousands	Number of judges	Begin pending	Filed	Disposed	End pending	As percent of filed		Change in pending		Per judge		Filed per 100,000 population
							Dis-posed	End-pend-ing	Number	Per-cent	Filed	Disposed	
Alabama--Supreme Court.....	3,890	9	0	846 (59)e	787 (59)e	0	93%	80%	0	-29%	94	87	22
Alaska--Supreme Court.....	400	5	646	572	762	456	133%	114	-190	20%	152	152	143
Arizona--Supreme Court.....	2,718	5	151	1,140	1,110	181	97%	16%	30	53%	228	222	42
Arkansas--Supreme Court.....	2,286	7	139	756	684	213	91%	28%	74	53%	108	98	33
California--Supreme Court.....	23,669	7	414	3,963 (113)e	3,711 (113)e		94%	50%	(252)	14%	566	530	17
Colorado--Supreme Court.....	2,889	7	691	950	893	471	99%	103%	4	1%	136	128	33
Connecticut--Supreme Court.....	3,108	6	1,403	1,714	2,374	695	103%	43%	-661	-47%	113	112	22
Florida--Supreme Court.....	9,740	7	401	1,580 (194)e	1,614 (194)e	186	102%	12%	-215	-54%	226	231	29
Georgia--Supreme Court.....	5,464	7	711	416	519	608	125%	146%	-103	-14%	83	104	43
Hawaii--Supreme Court.....	965	5	423	1,461 (191)e	1,415 (191)e	469	97%	32%	46	11%	209	202	13
Illinois--Supreme Court.....	11,418	7	109	646 (23)e	626 (23)e	129	97%	20%	20	18%	129	125	12
Indiana--Supreme Court.....	5,490	5	968	1,620 (23)e	1,573 (23)e	1,029	97%	64%	61	6%	180	175	56
Iowa--Supreme Court.....	2,913	9	410 (20)e	436 (20)e	149		106%	36%	(-26)		59	62	17
Kansas--Supreme Court.....	2,363	7	241	733 (131)e	659 (131)e	315	90%	43%	74	31%	105	94	20
Kentucky--Supreme Court.....	3,661	7	40	3,071 (540)e	3,077 (549)e	47	100%	8%	(-6)		439	440	73
Louisiana--Supreme Court.....	4,204	7	809	565 (121)e	558 (121)e		99%	8%	7	18%	81	80	13
Maryland--Court of Appeals.....	4,216	7	809	1,850 (84)e	1,517 (84)e	1,142	82%	62%	333	41%	264	217	(6)
Massachusetts--Supreme Judicial Court.....	5,737	7	128	836	777	194	93%	23%	66	52%	119	111	20
Michigan--Supreme Court.....	9,258	7	118	577	530	165	92%	29%	47	40%	115	106	17
Missouri--Supreme Court.....	4,917	7	241	836	777	194	93%	23%	66	52%	119	111	17
Missouri--Supreme Court.....	7,364	7	118	577	530	165	92%	29%	47	40%	115	106	(19)
New Jersey--Supreme Court.....	1,300	5	241	836	777	194	93%	23%	66	52%	119	111	44
New Mexico--Supreme Court.....	1,300	5	118	577	530	165	92%	29%	47	40%	115	106	17
Ohio--Supreme Court.....	10,797	7	480	1,864 (168)e	1,847 (168)e		99%	76%	(17)		266	264	17
Oklahoma--STATE TOTAL.....	3,025	12	3,539	2,447 (57)e	1,858 (57)e		76%	33%	(398)		204	155	81
Oklahoma--Supreme Court.....	--	9	253	1,636 (33)e	1,238 (33)e		76%	33%			182	138	54
Court of Criminal Appeals.....	--	3	3,286	811 (24)e	620 (24)e	680	76%	79%	200	42%	270	207	27
Oregon--Supreme Court.....	2,633	7	164	834 (124)e	786 (124)e	213	94%	26%	49	30%	119	112	32
Pennsylvania--Supreme Court.....	11,867	6	241	1,774 (147)e	745 (78)e	229	102%	31%	-12	-5%	296	149	15
Tennessee--Supreme Court.....	4,591	5	3,539	6,285 (279)e	5,396 (279)e	4,411	86%	71%	872	25%	349	300	16
Texas--STATE TOTAL.....	14,228	18	253	1,014 (96)e	232		100%	23%	-21	-8%	113	113	44
Texas--Supreme Court.....	--	9	3,286	5,271 (183)e	4,378 (183)e		83%	79%	893	27%	586	486	7
Court of Criminal Appeals.....	--	9	342	767	791	276	103%	36%	-66	-19%	85	88	37
Washington--Supreme Court.....	4,130	9	1121	683	610	1481			361	34%	98	87	19
Wisconsin--Supreme Court.....	4,705	7	1121	683	610	1481			361	34%	98	87	15

Note: For inclusion on this table, a case is defined as any appeal, original proceeding, request to appeal, or sentence review only case. All available data are entered in the table and all appropriate calculations are included. Blank spaces indicate that either the data are not available or the calculations were inappropriate. The New York and North Carolina courts of last resort were not included in this table because they had substantially incomplete data.

-- = Not applicable.

es are not included in the total to avoid double counting:  
 A request to appeal granted is not counted as a disposed request to appeal or as a filed appeal. It is counted as a disposition only when the resulting appeal is disposed. The numbers of requests to appeal granted are the numbers appearing in parentheses in the table. These numbers were not included in any of the calculations.

Wisconsin--The disposed and pending figures do not include miscellaneous original jurisdiction cases.

kAdditional information:  
 Both Oklahoma and Texas have two courts of last resort. The Supreme Court hears only civil matters; the Court of Criminal Appeals hears all criminal matters. Both also have an intermediate appellate court that hears only civil matters. Although the Court of Criminal Appeals in both states has no intermediate appellate court, data from both courts of last resort are included on this table for Texas and Oklahoma so that the entire caseload of that level of court can be presented as a unit as it is for every other state.

**TABLE 8:**

**Caseload for courts of last resort in states without intermediate appellate courts, 1980.**

State population. Disposed and end pending as a percent of filed. Number and percent change in pending. Filed and disposed per judge. Filed per 100,000 population.

State and court title	State population in thousands	Number of judges	Begin pending	Filed	Disposed	End pending	As percent of filed		Change in pending		Per judge		Filed per 100,000 population
							Dis- posed	End- ing	Number	Per- cent	Filed	Disposed	
Delaware--Supreme Court.....	595	5	310	332	366	276	110%	83%	-34	-11%	66	73	56
District of Columbia--Court of Appeals.....	638	9	1,081 <sup>f</sup>	1,426	1,251	1,256 <sup>i</sup>	88%		175 <sup>j</sup>	16%	158	139	224
Idaho--Supreme Court.....	944	5	558	438	376	620	86%	142%	62	11%	88	75	46
Maine--Supreme Judicial Court.....	1,125	7	257	565	415	407	74%	72%	150	58%	81	59	50
Minnesota--Supreme Court.....	4,077	9											
Mississippi--Supreme Court.....	2,521	9	419	960	954	425	99%	44%	6	1%	107	106	38
Montana--Supreme Court.....	787	5		494	510		103%		(-16)		99	102	63
Nebraska--Supreme Court.....	1,570	7											
Nevada--Supreme Court.....	799	5	713	731	700	744	96%	102%	31	4%	146	140	91
New Hampshire--Supreme Court.....	921	5	145	599	435	309	73%	52%	164	113%	120	87	65
North Dakota--Supreme Court.....	653	5	88	294	257	125	87%	43%	37	42%	59	51	45
Puerto Rico--Supreme Court.....	3,421	7	285	1,382	1,308	359	95%	26%	74	26%	197	187	40
Rhode Island--Supreme Court.....	947	5	577	608	544	641	90%	105%	64	11%	122	109	64
South Carolina--Supreme Court.....	3,119	5		921							184		30
South Dakota--Supreme Court.....	690	5	276	359	346	289	96%	81%	13	5%	72	69	52
Utah--Supreme Court.....	1,461	5		651	638		98%		(13)		130	128	45
Vermont--Supreme Court.....	511	5	350	476	468	358	98%	75%	8	2%	95	94	93
Virginia--Supreme Court.....	5,346	7	857	2,091	1,895	(234) <sup>e</sup> 1,041	91%	50%	184	22%	299	271	39
West Virginia--Supreme Court of Appeals.....	1,950	5		1,262	(364) <sup>e</sup>	101	91%		(117)		252	229	65
Wyoming--Supreme Court.....	471	5	77	207	183		88%	49%	24	31%	41	37	44

Note: For inclusion on this table, a case is defined as any appeal, original proceeding, request to appeal, or sentence review only case. All available data are entered in the table and all appropriate calculations are included. Blank spaces indicate that either the data were unavailable or less than 90% complete, or the calculations were inappropriate. eCases are not included in the total to avoid double counting. A request to appeal granted is not counted as a disposed request to appeal or as a filed appeal. It is counted as a disposition only when the resulting appeal is disposed. The numbers of requests to appeal granted are the numbers appearing in parentheses in the table. These numbers were not included in any of the calculations in the table. iData are not complete: District of Columbia--Pending figures do not include disciplinary cases. Minnesota--Data were unavailable from the Minnesota Supreme Court. Nebraska--State figures did not include requests to appeal, and therefore, were less than 90% complete.

**TABLE 9:**  
**Caseload for intermediate appellate courts, 1980.**  
*State population. Disposed and end pending as a percent of filed. Number and percent change in pending. Filed and disposed per judge. Filed per 100,000 population.*

State and court title	State population in thousands	Number of judges	Begin pending	Filed	Disposed	End pending	As percent of filed		Change in pending		Per judge		Filed per 100,000 population
							Dis-posed	End pending	Number	Per-cent	Filed	Disposed	
Alabama--STATE TOTAL.....	3,890	8	706 <sup>i</sup>	1,302 <sup>i</sup>	1,232 <sup>i</sup>	776 <sup>i</sup>	95% <sup>i</sup>	60% <sup>i</sup>	70 <sup>i</sup>	10% <sup>i</sup>	163 <sup>i</sup>	154 <sup>i</sup>	33 <sup>i</sup>
Court of Civil Appeals.....	--	3	204	464	429	239	93%	52%	35	17%	155	143	12
Court of Criminal Appeals.....	--	5	502 <sup>i</sup>	838 <sup>i</sup>	803 <sup>i</sup>	537 <sup>i</sup>	96% <sup>i</sup>	64% <sup>i</sup>	35% <sup>i</sup>	7% <sup>i</sup>	168 <sup>i</sup>	161 <sup>i</sup>	22 <sup>i</sup>
Alaska--Court of Appeals.....	400	3	176	69	18	227	26%	32%	51	29%	23	6	17
Arizona--Court of Appeals.....	2,718	12	1,399	2,212	2,034	1,577	92%	71%	178	13%	184	170	81
Arkansas--Court of Appeals.....	2,286	6	317	983	964	336	98%	34%	19	6%	164	161	43
California--Courts of Appeal.....	23,669	59	1,098	14,374	15,005	1,139	104%	94%	(-631)	4%	244	254	61
Colorado--Court of Appeals.....	2,889	10	1,166	1,207	1,166	1,139	97%	94%	41	4%	121	117	42
Connecticut--Appellate Session of Superior Court.....	3,108	3	185	122	197	110	161%	90%	-75	-41%	41	66	4
Florida--District Court of Appeal.....	9,740	39	8,242	11,801	11,780	8,314	100%	71%	72	1%	303	302	121
Georgia--Court of Appeals.....	5,464	9	0	2,031	2,031	0	100%	87%	0	--	226	226	37
Hawaii--Intermediate Court of Appeals.....	965	3	0	262	35	227	13%	81%	227	9%	87	12	27
Illinois--Appellate Court.....	11,418	34	4,924	6,603	6,153	5,371	93%	40%	450	-38%	194	181	58
Indiana--Court of Appeals.....	5,490	13	600	937	1,166	1,166	124%	40%	-229	72	72	90	17
Iowa--Court of Appeals.....	2,913	5	76	460	397	139	86%	30%	63	83%	92	79	16
Kansas--Court of Appeals.....	2,363	7	645	916	729	832	80%	48%	187	29%	131	104	39
Kentucky--Court of Appeals.....	3,661	14	944	2,267	2,131	1,080	94%	48%	136	14%	162	152	62
Louisiana--Courts of Appeal.....	4,204	32	1,147	2,873	2,690	1,346	94%	47%	199	17%	90	84	68
Maryland--Court of Special Appeals.....	4,216	13	159	1,892 (10) <sup>e</sup>	1,568 (10) <sup>e</sup>	357	83%	19%	198	125%	146	121	45
Massachusetts--Appeals Court.....	5,737	6	677	1,210	1,041	728	86%	60%	51	8%	202	174	21
Michigan--Court of Appeals.....	9,258	18	2,153	5,980	5,193	2,126	87%	8%	(787)	-1%	332	289	65
Missouri--Court of Appeals.....	4,917	30	2,153	2,546	2,673	2,126	101%	8%	-27	-1%	88	89	54
New Jersey--Appellate Division of Superior Court.....	7,364	21	5,429	6,121	6,459	5,081	106%	83%	-348	-6%	291	308	83
New Mexico--Court of Appeals.....	1,300	7	570	570	578	570	101%	101%	(-8)	-6%	81	83	44
New York--STATE TOTAL.....	17,557	33	10,817 <sup>i</sup>	11,020	11,020	10,817 <sup>i</sup>	94%	47%	199	17%	328 <sup>i</sup>	334	66 <sup>i</sup>
Appellate Divisions of the Supreme Court.....	--	24	8,630 <sup>i</sup>	9,446	9,446	8,630 <sup>i</sup>	72%	102%	(613)	8%	360 <sup>i</sup>	394	54 <sup>i</sup>
Appellate Terms of the Supreme Court.....	--	9	2,187	1,574	1,574	1,574	72%	102%	(613)	8%	243	175	12
North Carolina--Court of Appeals.....	5,874	12	1,730 (51) <sup>e</sup>	1,770 (51) <sup>e</sup>	1,770 (51) <sup>e</sup>	1,770 (51) <sup>e</sup>	102%	59%	(-40)	8%	144	148	29
Ohio--Court of Appeals.....	10,797	44	4,909	8,980	8,589	5,290	96%	59%	381	8%	204	195	83
Oklahoma--Court of Appeals.....	3,025	6	496 (28) <sup>e</sup>	496 (28) <sup>e</sup>	486 (28) <sup>e</sup>	486 (28) <sup>e</sup>	98%	48%	(10)	8%	83	81	16
Oregon--Court of Appeals.....	2,633	10	1,533	3,436	3,310	1,659	96%	48%	126	8%	344	331	130
Pennsylvania--STATE TOTAL.....	11,867	24	8,318	8,318	8,318	8,318	94%	46%	85	14%	347	347	70
Superior Court.....	--	15	4,523	4,523	4,523	4,523	92%	45%	65	22%	302	302	38
Commonwealth Court.....	--	9	3,795	3,795	3,795	3,795	94%	46%	422	14%	422	422	32
Tennessee--STATE TOTAL.....	4,591	21	591	1,520	1,435	676	94%	45%	85	14%	72	68	33
Court of Appeals.....	--	12	298	806	741	363	92%	45%	65	22%	67	62	18
Court of Criminal Appeals.....	--	9	293	714	694	313	97%	44%	20	7%	79	77	16
Texas--Courts of Civil Appeals.....	14,228	51	1,479	2,621	2,428	1,672	93%	13%	193	13%	51	48	18
Washington--Court of Appeals.....	4,130	16	2,053	2,752	2,151	2,610	78%	95%	557	27%	172	134	67
Wisconsin--Court of Appeals.....	4,705	12	1,045	2,287	2,221	1,134	97%	50%	89	9%	191	185	49

Note: For inclusion on this table, a case is defined as any appeal, original proceeding, request to appeal, or sentence review only case. All available data are entered in the table and all appropriate calculations are included. Blank spaces indicate that either the data were unavailable or less than 90% complete, or the calculations were inappropriate. Numbers appearing in parentheses, representing the number of requests to appeal that were granted, were not included in the calculations.

-- = Not applicable.

<sup>a</sup>Court jurisdiction:  
The Alaska Court of Appeals has jurisdiction over criminal cases only.  
The Louisiana Courts of Appeal, Oklahoma Court of Appeals, Tennessee Court of Appeals, and Texas Court of Civil Appeals have jurisdiction over civil cases only.

The Commonwealth Court of Pennsylvania handles cases involving officials or officers of the Commonwealth of Pennsylvania only.

eCases are not included in the total to avoid double counting:

A request to appeal granted is not counted as a disposed request to appeal or as a filed appeal. It is counted as a disposition only when the resulting appeal is disposed. The numbers of requests to appeal granted are the numbers appearing in parentheses in the table. These numbers are not included in the calculated figures.

<sup>i</sup>Data are not complete:

Alabama--Court of Criminal Appeals--Figures do not include petitions disposed of in the clerk's office at the direction of the Court.

New York--Appellate divisions of the Supreme Court--Total cases filed do not include all original proceedings.

TABLE 10: Opinions reported by appellate courts, 1980.

Variations in court organization:

Appellate courts in this table have been separated into courts of last resort in states without intermediate appellate courts, courts of last resort in states with intermediate appellate courts, and intermediate appellate courts. This breakdown illustrates how the number of cases disposed of by opinion may vary by appellate court organization.

The number of appellate courts in each state is shown in Table 2.

Variations in subject matter jurisdiction:

The types of appellate cases and their complexity vary from state to state, and from appellate court to appellate court within a state. Variation in subject-matter jurisdiction may be partially explained by court organization, e.g., the presence of an intermediate appellate court, or the existence of a specialized appellate court. The number of, and time consumed by, original jurisdiction cases is also affected by several variables, including whether state statutes require that collateral attacks on criminal convictions be filed originally in the trial court or in the appellate court.

Sources of data:

These are found on the individual court profiles in Part II and in Appendix B.

Variations in case classification and definitions:

A case was classified as disposed of by opinion if it was so classified by the state annual report, e.g., a listing of "per curiam" would only be classified as an opinion if it was listed as "per curiam opinion." The data do not include dissenting and concurring opinions.

Courts may increase or decrease their reported caseloads by the way they count appeals of criminal convictions for two or more defendants, by whether cross appeals are counted as separate cases, and by the way they count appeals granted through discretionary jurisdiction.

Appropriate analyses:

Number of cases disposed of by opinion as percent of dispositions. This summary statistic may indicate the importance attributed by a specific court to opinion-writing as a manner of

disposition. A figure of 68% can be interpreted to mean that 68% of that court's dispositions were resolved by an opinion. Although a lower figure in another court may indicate that court's preference to resolve disputes without opinion, the lower figure may result from a variety of other factors, such as: a higher caseload than the first court; fewer resources that can be devoted to opinion-writing than the first court; or a different set of cases that do not require elaborate explanations of decisions through opinion-writing. In short, this may be more of a workload measure than one which identifies opinion-writing as a method of announcing decisions.

Number of cases disposed of by opinion per judge. This summary statistic can be used as but one component of a general workload measure. A figure of 44 can be interpreted to mean that given that court's definition of an opinion, 44 cases were disposed of by an opinion for each judge assigned to that court.

Limitations on use:

Differences between courts can limit the value of the figures reported in this table. The use of different terminology by different courts to mean the same thing further complicates analysis. A per curiam opinion in one court may be the functional equivalent of a full opinion in another court, or a memorandum opinion in yet another court. An effort has been made to limit the reporting of opinions in this table to full-length opinions, signed or unsigned, but because we are not able to differentiate among ways terms are used in each state, some less than full-length opinions are probably included in these data.

Beyond the problem of distinguishing among types of opinions, full opinions may be of different lengths. Also, courts make varied use of commissioners, law clerks, and other legal staff. Some courts may use staff to draft opinions, while others do not. These figures may also vary depending on appellate court structure and the amount of discretionary jurisdiction. For these reasons, figures such as the number of cases disposed of by opinion per judge, and the number of opinions written per judge are less than perfect indicators of the level of work done by judges in these courts, and they are by no means an all-encompassing measure of a judge's workload. Behaviors other than opinion-writing are important components of a judge's daily activities.

**TABLE 10:**

**Opinions reported by appellate courts, 1980.**

*Courts reporting dispositions by opinion. Number and percent of cases disposed by opinion, by case type. Total cases disposed by opinion, total cases disposed, and number of justices/judges.*

State and court level	Cases disposed of by opinion										
	Civil appeals		Criminal appeals		Agency appeals		Juvenile appeals		Post-conviction appeals		Total appeals disposed of by opinion
	Number	% of category disposed of by opinion	Number	% of category disposed of by opinion	Number	% of category disposed of by opinion	Number	% of category disposed of by opinion	Number	% of category disposed of by opinion	
<b>Intermediate appellate courts</b>											
Alabama--Court of Civil Appeals...		X		NH							
Court of Criminal Appeals.....		NH		X							
Arizona--Court of Appeals.....	196	31%	97	13%	36	19%	11	17%			340
California--Courts of Appeal.....	2,816	53%	3,359	77%							6,175
Colorado--Courts of Appeals.....											
Connecticut--Appellate Session of Superior Court.....	74	52%	35	65%							109
Georgia--Court of Appeals.....											
Illinois--Appellate Court <sup>m</sup> .....	1,366	44%	1,157	38%							2,523
Indiana--Court of Appeals.....											
Iowa--Court of Appeals.....	296j	98%j	94j	100%j	(j)				(j)		390
Kansas--Court of Appeals.....											436
Kentucky--Court of Appeals.....											
Maryland--Court of Special Appealsj.....											
Massachusetts--Appeals Court.....											
Michigan--Court of Appeals.....											
Missouri--Court of Appeals.....	720	45%	458	75%							1,178
New Jersey--Appellate Division of Superior Court <sup>m</sup> .....											
New Mexico--Court of Appeals.....											
New York--Appellate Divisions of the Supreme Court.....											
North Carolina--Court of Appeals..											1,259
Ohio--Court of Appeals.....	3,153	64%	2,313	75%							5,466
Oklahoma--Court of Appeals.....	362	100%									362
Pennsylvania--Superior Court.....											
Commonwealth Court.....											
Texas--Courts of Civil Appeals....	2,102	87%	NH								
Washington--Court of Appeals.....	528	47%	441	73%							969
Wisconsin--Court of Appeals.....											
<b>States having courts of last resort without intermediate appellate courts</b>											
Alaska--Supreme Court.....	148j	59%j	98j	31%j			(j)				246
Arkansas--Supreme Court.....											
District of Columbia--Court of Appeals.....											
Hawaii--Supreme Court.....	26	9%	109	56%							135
Idaho--Supreme Court <sup>m</sup> .....	113j	58%j	64j	58%j	18	60%	(j)		(j)		195
Maine--Supreme Judicial Court.....	161	59%	82	75%							243
Mississippi--Supreme Courtj.....											592j
Montana--Supreme Court.....											
Nebraska--Supreme Court.....	223	69%	74	31%	44	77%		16	70%		357
North Dakota--Supreme Court.....											
Oklahoma--Court of Criminal Appeals.....		NH		X							191
Puerto Rico--Supreme Court.....											
South Carolina--Supreme Court.....											
South Dakota--Supreme Court <sup>m</sup> .....											
Texas--Court of Criminal Appeals..		NH	2,480	57%							2,480
Utah--Supreme Court.....											
Vermont--Supreme Court.....											156
Virginia--Supreme Court.....											164
West Virginia--Supreme Court of Appeals.....											



Original proceedings		Sentence review only		Total cases disposed of by opinions	Total Dispositions	Number of Justices/Judges	Number of cases disposed of by opinion as percent of dispositions	Number of cases disposed of by opinion per judge	Number of opinions per judge
Number	% of category disposed of by opinion	Number	% of category disposed of by opinion						
				289	429	3	67%	96	
23	8%			349	803 <sup>i</sup>	5 <sup>c</sup>	43% <sup>i</sup>	70 <sup>c</sup>	
484	9%			363	2,034	12	18%	30	
				6,659	15,005	59 <sup>c</sup>	44%	113 <sup>c</sup>	
				720	1,166	10	62%	72	
				109	197	3	55%	36	
				1,626	2,031	9	80%	181	
				2,523 <sup>m</sup>	6,135	34 <sup>c</sup>	41%	74	( 54) <sup>m</sup>
		(j)		1,137 <sup>m</sup>	1,166	13	98%	87	
				390	390 <sup>j</sup>	5	100%	78	
				436	729	7	60%	62	
				1,195 <sup>j</sup>	2,131	14	56% <sup>j</sup>	85	
				1,061 <sup>j</sup>	1,568	13	68% <sup>j</sup>	82	
				480	1,041	6	46%	80	
				2,657	5,193	18	51%	148	
				1,212	2,673	30	45%	40	
				3,832 <sup>m</sup>	6,469	21 <sup>c</sup>	58%	182	(171) <sup>m</sup>
				238	578	7	41%	34	
				571	9,446	24 <sup>c</sup>	6%	24 <sup>c</sup>	
347 <sup>j</sup>	58% <sup>j</sup>			1,259	1,293	12	97%	105	
				5,813	8,589	44	68%	132	
				362	362	6	100%	60	
				1,750		15		117	
				1,029		9		114	
28	11%			2,102	2,428	51	87%	41	
				997	2,151	16 <sup>c</sup>	46%	62 <sup>c</sup>	
				1,075	2,221	12	48%	90	
9	43%	28	35%	304	762	5	40%	61	
				352	684	7	51%	50	
6	21%			240	1,251	9	19%	28	
3	8%			141	519	5	27%	28	
				198	376	5	53%	40	
				243	415	7	59%	38	
				592	954	9	62%	66	
				301	510	5	59%	60	
				357	650 <sup>i</sup>	7	55% <sup>i</sup>	51	
1				172	257	5	67%	34	
				192	597	3	32%	64	
				92	1,308	7	7%	13	
				253		5		51	
				202 <sup>m</sup>	346	5	58%	40	( 34) <sup>m</sup>
1	8%			2,480	4,378	9	57%	276	
				366	638	5	57%	73	
				157	468	5	34%	31	
				164	1,895	7	9%	23	
				214	1,145	5	19%	43	

(continued on next page)

**TABLE 10:**  
**Opinions reported by appellate courts, 1980. (continued)**

State and court level	Cases disposed of by opinion						Total appeals disposed of by opinion	
	Civil appeals		Criminal appeals		Agency appeals			Post- conviction appeals
	Number	% of category disposed of by opinion	Number	% of category disposed of by opinion	Number	% of category disposed of by opinion		Number
Alabama--Supreme Court.....							436	
Arizona--Supreme Court.....	25	76%	65	68%			91	
California--Supreme Court.....	60	100%	40	100%			100	
Colorado--Supreme Court.....								
Connecticut--Supreme Court.....	247	54%	57	61%			304	
Florida--Supreme Court.....								
Georgia--Supreme Court.....								
Illinois--Supreme Court.....								
Indiana--Supreme Court.....							254	
Iowa--Supreme Court.....	191 <sup>j</sup>	21% <sup>j</sup>	84 <sup>j</sup>	21% <sup>j</sup>	(j)	(j)		
Kansas--Supreme Court.....	x		228	79%	x		228	
Kentucky--Supreme Court.....								
Louisiana--Supreme Court.....							419	
Maryland--Court of Appeals <sup>j</sup> .....								
Massachusetts--Supreme Judicial Court.....								
Michigan--Supreme Court.....								
Missouri--Supreme Court.....	67	62%	39	91%			106	
New Jersey--Supreme Court <sup>m</sup> .....							134 <sup>m</sup>	
New Mexico--Supreme Court.....								
New York--Court of Appeals.....								
North Carolina--Supreme Court.....								
Oklahoma--Supreme Court.....				NH				
Oregon--Supreme Court.....								
Pennsylvania--Supreme Court.....								
Texas--Supreme Court.....				NH				
Washington--Supreme Court.....	65	45%	15	63%			80	
Wisconsin--Supreme Court.....								

Note: All available data are included in the table. Blank spaces indicate that data were unavailable.  
 A case was classified as disposed by opinion if it was so classified by the state annual reports, e.g., a listing of "per curiam" would only be classified as an opinion, if it was listed "per curiam opinion."  
 The data do not include dissenting or concurring opinions.

NH = This case type is not handled in this court.  
 X = The data for this case type are known to be included in the total but were not available by category.

<sup>c</sup>Judge information:

Alabama--Court of Criminal Appeals--There are three supernumerary judges also assigned to this court.  
 California--Courts of Appeal--There were 63.6 full-time judge equivalents during fiscal year 1979-1980.  
 Illinois--Appellate Court--Four retired and nine circuit judges also served by agreement during 1980.  
 Missouri--Supreme Court--Two commissioners also served the Court.

New York--Appellate Divisions of the Supreme Court--Nine justices and twelve certified retired judges were temporarily assigned to this Court.  
 New Jersey--Appellate Division of Superior Court--Twenty-two judges are authorized, but one judge served as acting administrative director of the courts.  
 Washington--Supreme Court--In addition, one commissioner serves the Supreme Court, and three commissioners served the Court of Appeals.

<sup>i</sup>Data are not complete:

Alabama--Court of Criminal Appeals--Data do not include petitions disposed of in the clerk's office at the direction of the Court.  
 Nebraska--Supreme Court--Requests to appeal are not included in disposition data.  
<sup>j</sup>Explanation of data included in the category:  
 Alaska--Supreme Court--Civil and criminal appeals include some juvenile appeals.  
 Idaho--Supreme Court--Civil appeals include juvenile appeals. Criminal appeals include postconviction remedy cases.

Original proceedings		Sentence review only		Total cases disposed of by opinions	Total Dispositions	Number of Justices/Judges	Number of cases disposed of by opinion as percent of dispositions	Number of cases disposed of by opinion per judge	Number of opinions per judge
Number	% of category disposed of by opinion	Number	% of category disposed of by opinion						
61	7%			436	789	9	55%	48	
40	7%			153	1,011	5	15%	31	
				140	3,711	7	4%	20	
				291	893	7	33%	42	
				304	671	6	45%	51	
				392	2,374	7	17%	56	
				614	1,614	7	38%	88	
16	20%			231	1,415	7	16%	33	
4	100%	(j)		270	626	5	43%	54	
				275	1,361	9	20%	31	
				228	436	7	52%	33	
11	24%			240 <sup>m</sup>	659	7	36%	34	
				430	3,077	7	14%	61	
				140 <sup>j</sup>	558	7	25% <sup>j</sup>	20 <sup>j</sup>	
				224	328	7	68%	32	
				114	1,517	7	6%	16	
				106	777	7 <sup>c</sup>	14%	15 <sup>c</sup>	
9 <sup>m</sup>	17%			143 <sup>m</sup>	1,427	7	10%	20	
				213	530	5	40%	43	
				176		7		25	
				193		7		28	
				313	1,238	9	25%	35	
				128	786	7	16%	18	
				667		7		95	
				143	1,018	9	14%	16	
22	28%			203	791	9 <sup>c</sup>	26%	23 <sup>c</sup>	
				247	610	7	40%	29	

j (cont'd)

Iowa--Supreme Court and Court of Appeals--Civil appeals include agency appeals and postconviction remedy appeals. Criminal appeals include sentence review only cases.  
Kentucky--Court of Appeals--Of the figures given, 1,005 were "nonpublished" opinions.  
Maryland--Court of Appeals--Seventeen of the 140 opinions were unreported.  
Court of Special Appeals--843 of the 1,061 were unreported and all per curiam.  
Minnesota--Agency appeals data include requests to appeal.  
Mississippi--Supreme Court--Of the 372 written opinions, 107 were "unpublished."  
Ohio--Court of Appeals--Miscellaneous cases include habeas corpus, original actions, administrative agency appeals, and appeals from the Court of Claims.

<sup>m</sup>Categories for disposition type or trial data:

Georgia--Supreme Court--The 614 written opinions disposed of 665 cases.  
Idaho--Supreme Court--198 cases were disposed of by 149 majority and 49 per curiam opinions.  
Illinois--Appellate Court--The 2,148 majority opinions disposed of 2,523 cases.  
Kentucky--Supreme Court--the 240 opinions disposed of 281 cases.  
New Jersey--Supreme Court--The 92 written opinions and 18 per curiam opinions disposed of 134 appeals and 9 disciplinary matters.  
Appellate Division of Superior Court--The 3,594 opinions disposed of approximately 3,832 cases.  
South Dakota--Supreme Court--170 opinions disposed of 202 cases.

TABLE 11: Time interval (days) data for courts of last resort and intermediate appellate courts, 1980.

Variations in court organization:

Appellate courts in this table have been separated into courts of last resort and intermediate appellate courts. See Table 2 for the number of appellate courts in each state.

Sources of data:

These are found in the individual court profiles in Part II and in Appendix B.

Variations in case classification and definitions:

Data on this table are apparently for appeals decided on the merits after a full review by the court, although this fact is not usually made explicit in the source documents.

Variations in counting cases:

Some courts count cases as soon as the notice of appeal is filed while others count them at a later event, such as at the filing of the record or the filing of the appellant's record. The latter method will exclude those cases that are withdrawn before the counting point from total dispositions.

Appropriate analyses:

Comparison can be made of time to disposition for courts at the same level that use the same event for the start of the time interval. The

time intervals used on this table are designed to divide the entire time a case is pending into the portion of time it is under the control of the court and the portion over which the lawyers have control. Comparisons can be made of the portion of the entire time the case is pending in a particular status with similar cases pending in another court of the same type. Comparisons can also be made of the length of time different types of cases take in the same court.

Limitations on use:

Courts are grouped on this table by type of court (court of last resort or intermediate appellate court) and by the events used to define the start and end of each interval. Comparisons should be restricted to similar types of cases in courts that use the same events for the start and end of the interval of interest.

Although an attempt has been made to divide the entire time a case is pending into the portion over which the lawyers have control and the portion the court has control, these are not the only actors that affect the pace of litigation. The lawyer may have to wait for the court reporter to prepare the necessary transcripts. The court may have to wait for another court to make a decision on a different aspect of the case. This table indicates the average pace of litigation for large groups of not necessarily homogeneous cases. A detailed study of the pace of litigation should be supported by data of far greater detail than are available here.

**TABLE 11:**  
**Time interval (days) data for courts of last resort and intermediate appellate courts, 1980.**  
*Courts grouped by beginning event point. Beginning event to briefs filed, to argument or submission, and to decision announced.*  
*Argument or submission to decision announced. Type of cases included and statistic type (mean or median).*

State and court title	Type of case	Beginning event	Beginning event to briefs filed	Beginning argument or submission	Argument or submission to decision announced	Beginning event to decision announced	Type of statistic
<b>Courts of last resort</b>							
Hawaii--Supreme Court.....	civil	filing of appeal				1,085	mean
	criminal	filing of appeal				683	mean
	other					0	mean
	original proceedings					171	mean
Idaho--Supreme Court.....	civil and juvenile criminal and postconviction administrative agency	filing of appeal	244	580		824	mean
	civil	filing of appeal	315	478		893	mean
	criminal	filing of appeal	203	504		707	mean
	administrative agency	notice of appeal	339	261†		601†	mean
	civil	notice of appeal	315	292†		677†	mean
	criminal	notice of appeal	163	270†		489†	mean
	sentence appeal	notice of appeal	270	112		474	mean
	total cases	notice of appeal	332	159		390	mean
District of Columbia--Court of Appeals.....	civil	notice of appeal	287	131		336	mean
Iowa--Supreme Court.....	priority civil	notice of appeal	384	146		445	mean
	criminal	notice of appeal	345	153		403	mean
	total cases	notice of appeal	235	86		321	mean
	total cases	notice of appeal					mean
New Mexico--Supreme Court.....	total cases	notice of appeal or granting certification	221	131		347	mean
New Jersey--Supreme Court.....	total cases	notice of appeal or granting certification	193	114		361	median
	total cases	notice of appeal	150	118		227	mean
North Dakota--Supreme Court .....	civil	notice of appeal	109	67		217	mean
	criminal	notice of appeal	150	113		190†	mean
	total cases	notice of appeal					mean
Oregon--Supreme Court.....	civil	filing of record	139	27		166	mean
Arkansas--Supreme Court.....	criminal and post-conviction remedy	filing of record	180	21		201	mean
	total cases	filing of record	215	24		239	mean
Mississippi--Supreme Court .....	total cases	judgment in lower court				394	mean
	total cases	judgment in lower court				476	mean
Maryland--Court of Appeals.....	total cases	judgment below	352	131		448	mean
New Jersey--Supreme Court.....	total cases	judgment below	298	114		466	median
New Jersey--Supreme Court.....	total cases	judgment below					median
<b>Intermediate appellate courts</b>							
Alabama--Court of Civil Appeals.....	total cases (all civil)	notice of appeal	119†	183		181	mean
Iowa--Court of Appeals.....	civil	ready for submission					mean
	priority civil	ready for submission					mean
	criminal	ready for submission					mean
	total cases	ready for submission					mean
	total cases	notice of appeal	450	18		467	mean
	total cases	notice of appeal	371	13		420	median
	torts	notice of appeal	171			329	mean
	administrative appeals	notice of appeal	118			317	mean
	workmen's compensation	notice of appeal	154			284	mean
	interlocutory appeal	notice of appeal	69			78	mean
	other civil	notice of appeal	141			275	mean
	criminal and juvenile non-criminal	notice of appeal	144			221	mean
Oregon--Court of Appeals.....	total cases (all civil)	notice of appeal		39		222†	mean
Texas--Court of Civil Appeals.....	total cases	filing of appeal		49		195	mean
Maryland--Court of Special Appeals.....	total cases	disposition in lower court	281	27		308	mean
New Jersey--Appellate Division of Superior Court.....	total cases	judgment below	494	18		511	mean
New Jersey--Appellate Division of Superior Court.....	total cases	judgment below		13		462	median

Note: Times are often given in months, fractions of months, or months and days. For comparability, months were converted to days by using 30.5 days per month.

Data on this table are apparently for appeals decided on the merits after a full review by the court, although this fact is not usually made explicit in the source documents. The data for the Washington Supreme Court are only for appeals filed directly with the court, and not for appeals certified or transferred from the intermediate appellate court. In addition to regular appeals, the New Jersey Supreme Court data include some cases in which the decision on the merits is made pursuant to the argument as to whether the certification should be granted.

All available data are entered in the table. Blank spaces indicate that the data are not available.

\*For the time the briefs are filed, the following events were used:

Readiness--Iowa Supreme Court,  
Data perfected--Washington Supreme Court, and Washington Court of Appeals.  
Appellee's brief--Alabama Court of Civil Appeals  
For time decision announced, the following events were used:  
Opinion publication--Alaska Supreme Court  
Final decision--Oregon Supreme Court and Oregon Court of Appeals

TABLE 12: Filed cases in appellate courts, 1975-1980.

Variations in court organization:

Appellate courts in this table have been separated into courts of last resort and intermediate appellate courts. See Table 2 for the number of appellate courts in each state.

Of the 54 courts of last resort in the 50 states, District of Columbia, and Puerto Rico, 42 reported complete trend data on appellate cases filed for at least five years. Of the 36 intermediate appellate courts, 26 reported complete trend data on appellate cases filed for at least five years.

Sources of data:

These are found in the State Court Caseload Statistics: Annual Report series, 1976-1980 and historical data supplied by selected state court administrative offices.

Variations in subject matter jurisdiction:

The jurisdiction of each court is outlined briefly in the court system chart for each state located in Part II of this report. Variations in jurisdiction make caseload comparisons among appellate courts extremely difficult.

Variations in case classification and definitions:

The case classifications used in the Annual Report series are those chosen for inclusion in the State Court Model Annual Report and State Court Model Statistical Dictionary. Differences among states in what they include in even the broad category, appellate case, can make caseload comparisons difficult from state to state. Some courts, for example, include only appeals in their appellate caseload. Some include original appellate proceedings as cases, while others exclude them. Some courts count requests to appeal as separate cases, double-counting those that are granted and become appeals.

Variations in counting cases:

As indicated in Table 11, some courts count cases as soon as the notice of appeal is filed while others count them at a later event. The latter will exclude those cases that are withdrawn before the counting point from total filings.

The other variations in counting noted in Table 11 also applies to Table 12.

Appropriate analyses:

The method of counting cases and the data included for each yearly figure were kept constant for each court. As a result, the number and percent changes in caseloads reported in these tables are, except where otherwise noted, due to accrual change (usually growth) in court filings and not to changes in the way the court counted cases. Changes for similar courts or for all courts within a state may be compared for identical time periods.

Limitations on use:

Caseloads normally fluctuate from year to year, so changes from one year to the next may not be representative of the actual underlying trend. The change in the jurisdiction of a court or the creation of an intermediate appellate court will have a dramatic effect on the rate and direction of change of related courts' caseloads. Creation of an intermediate court increases the opportunity to file cases, so states in which these courts were created will probably show faster growth in the total appellate caseload than that found in states that either had an intermediate court for the entire interval or did not have one at all. Once the capacity of the new court is reached, the rate of growth may decrease. The addition of judges to an intermediate court may have a similar though less dramatic effect on historical caseload data growth patterns.

**TABLE 12:**  
**Filed cases in appellate courts, 1975-1980.**  
*Number of cases filed, and percent changes.*

State and court title	Cases filed						Percent changes	
	1975	1976	1977	1978	1979	1980	1979-1980	1975-1980
<b>Courts of last resort</b>								
Alabama--Supreme Court.....	369	510	815	667	762	846	84 (11%)	477 (129%)
Alaska--Supreme Court.....	315	468	613	630	656	572*	-84 (-13%)	257 (82%)
Arizona--Supreme Court.....	905 <sup>k</sup>	1,063 <sup>k</sup>	1,005 <sup>k</sup>	1,171 <sup>k</sup>	1,093 <sup>k</sup>	1,140	47 (4%) <sup>k</sup>	235 (26%) <sup>k</sup>
California--Supreme Court.....	3,668	3,801	3,850	4,012	3,784	3,963	179 (5%)	295 (8%)
Colorado--Supreme Court.....	553	651	735	854	941	950	9 (1%)	397 (72%)
Delaware--Supreme Court.....	333	335	364	361	339	332	-7 (-2%)	-1 (-1%)
District of Columbia--Court of Appeals.....	1,265	1,369	1,353	1,305	1,236	1,426	190 (15%)	161 (13%)
Florida--Supreme Court.....	1,846	2,214	2,253	2,740	2,561	1,714	-847 (-33%)	-132 (-7%)
Georgia--Supreme Court.....	1,313	1,433	1,496	1,506	1,450 <sup>b</sup>	1,580	130 (9%)	b
Hawaii--Supreme Court.....	194	265	316	374	338	416*	78 (23%)	222 (114%)
Idaho--Supreme Court.....	338	332	374	340	410	438	28 (7%)	100 (30%)
Illinois--Supreme Court.....	1,087	998	1,139	1,250	1,346	1,461	115 (9%)	374 (34%)
Indiana--Supreme Court.....	430	476	466	466	604	646	42 (7%)	--
Iowa--Supreme Court.....	1,086	1,176	1,231*	1,490	1,507	1,620	113 (7%)	534 (49%)
Kansas--Supreme Court.....	368	438	464*	464	443	410	-33 (-7%)	42 (11%)
Kentucky--Supreme Court <sup>k</sup> .....	1,199	833*	463	771	754	733	-21 (-3%)	-466 (-39%)
Louisiana--Supreme Court.....	1,606	1,762	2,266	2,405	2,842	3,071	229 (8%)	1,465 (91%)
Maine--Supreme Judicial Court...	268	334	379	422	408	565	157 (38%)	297 (111%)
Maryland--Court of Appeals.....	756 <sup>j</sup>	657 <sup>j</sup>	558	585	540	565	25 (5%)	(j)
Michigan--Supreme Court.....	974	1,045	1,503	1,636	1,470	1,850	380 (26%)	876 (90%)
Minnesota--Supreme Court.....	921	911	1,001	1,117	774	843	67 (9%)	--
Mississippi--Supreme Court.....	439	579	667	615	684	836	152 (22%)	397 (90%)
Montana--Supreme Court.....	299	409	469	517	472	494	22 (5%)	195 (65%)
Nebraska--Supreme Court.....	571 <sup>i</sup>	716 <sup>i</sup>	607 <sup>i</sup>	646 <sup>i</sup>	638 <sup>i</sup>	741 <sup>i</sup>	103 (16%) <sup>i</sup>	170 (30%) <sup>i</sup>
Nevada--Supreme Court.....	553	806	1,092	1,031	912	731	-181 (-22%)	178 (32%)
New Hampshire--Supreme Court....	268	273	315	310	293	599	306 (104%)	331 (124%)
New Jersey--Supreme Court.....	1,048 <sup>i</sup>	1,164 <sup>i</sup>	902 <sup>i</sup>	1,016 <sup>i</sup>	1,086 <sup>i</sup>	1,104 <sup>i</sup>	18 (2%) <sup>i</sup>	56 (5%) <sup>i</sup>
New Mexico--Supreme Court.....	500	558	632	654	615	577	-38 (6%)	77 (15%)
North Carolina--Supreme Court...	520	546	465	541	624	294	86 (41%)	165 (128%)
North Dakota--Supreme Court.....	129	150	186	208	208	294	86 (41%)	165 (128%)
Ohio--Supreme Court.....	1,323	1,404	1,516	1,593	1,721	1,864	143 (8%)	541 (41%)
Oklahoma--STATE TOTAL.....	1,806	1,998	2,002	1,729	1,922	2,457	535 (28%)	1,100 (81%)
Supreme Court.....	992	1,019	1,109	1,029	1,176	1,636	460 (39%)	644 (65%)
Court of Criminal Appeals.....	814	979	893	700	746	811	65 (9%)	-3 (-1%)
Oregon--Supreme Court.....	773	973	885	594	727	834	107 (15%)	61 (8%)
Pennsylvania--Supreme Court.....	1,696	1,736	1,549	1,944	1,850	1,774	-76 (-4%)	78 (5%)
Puerto Rico--Supreme Court.....	1,083	1,204	1,248	1,136	1,170	1,382	212 (18%)	299 (28%)
Rhode Island--Supreme Court.....	347	411	427	445	486	608	122 (25%)	261 (75%)
South Carolina--Supreme Court...	276	416	487	714	715	921	206 (29%)	645 (234%)
South Dakota--Supreme Court.....	218	294	288	279	319	359	40 (13%)	141 (65%)
Tennessee--Supreme Court.....	953	897	879	813	854	733	-121 (-14%)	-220 (-23%)
Texas--STATE TOTAL.....	3,715	4,774	5,727	5,942	5,859	6,285	426 (7%)	2,570 (69%)
Supreme Court.....	973	1,072	1,035	1,070	1,014	1,014	0 (0%)	41 (4%)
Court of Criminal Appeals.....	2,742	3,702	4,692	4,872	4,845	5,271	426 (9%)	2,529 (92%)
Vermont--Supreme Court.....	355	366	364	359	422	476	54 (13%)	121 (34%)
Virginia--Supreme Court.....	1,526	1,672	1,932	1,846	1,862	2,091	229 (12%)	565 (37%)
Washington--Supreme Court.....	504	589	638	654	785	767	-18 (-2%)	263 (52%)
West Virginia--Supreme Court of Appeals.....	720	878	863	713	1,012	1,262	250 (25%)	542 (75%)
Wisconsin--Supreme Court.....	840	939	904	636*	636*	683	47 (7%)	-157 (-19%)
Wyoming--Supreme Court.....	129	138	146	157	177	207	30 (17%)	78 (60%)
<b>Intermediate appellate courts</b>								
Alabama--STATE TOTAL.....	1,011 <sup>i</sup>	1,270 <sup>i</sup>	1,161 <sup>i</sup>	1,273 <sup>i</sup>	1,248 <sup>i</sup>	1,302 <sup>i</sup>	54 (4%) <sup>i</sup>	291 (29%) <sup>i</sup>
Court of Civil Appeals.....	133	186	308	361	419	464	45 (11%)	331 (249%) <sup>i</sup>
Court of Criminal Appeals.....	878 <sup>i</sup>	1,084 <sup>i</sup>	853 <sup>i</sup>	912 <sup>i</sup>	829 <sup>i</sup>	838 <sup>i</sup>	9 (1%) <sup>i</sup>	-40 (-5%) <sup>i</sup>
Alaska--Court of Appeals.....	--	--	--	--	--	69	--	--
Arizona--Court of Appeals.....	1,725	2,017	2,005	2,183	1,999	2,212	213 (11%)	487 (28%)
California--Courts of Appeal....	9,936	10,312	11,460	12,337	12,853	14,374	1,521 (12%)	4,438 (45%)
Colorado--Court of Appeals.....	858	915	1,128	1,119	1,214	1,207	-7 (-1%)	349 (41%)
Florida--Court of Appeals.....	7,849	9,129	9,647	9,563	12,350	11,801	-549 (-5%)	3,952 (50%)
Georgia--Court of Appeals.....	1,754	1,754	2,132	2,000	1,969	2,031	62 (3%)	--
Hawaii--Intermediate Court of Appeals.....	--	--	--	--	--	262	--	--
Illinois--Appellate Court.....	4,135	3,973	4,381	4,411	5,732	6,603	871 (15%)	2,468 (60%)
Indiana--Court of Appeals.....	626	777	883	896	941	937	-4 (-1%)	311 (50%)
Iowa--Court of Appeals.....	--	--	356	370	377	460	83 (22%)	--
Kansas--Court of Appeals.....	--	--	370	792	816	916	100 (12%)	--
Kentucky--Court of Appeals.....	--	615	1,922	1,571	1,863	2,267	404 (22%)	--
Louisiana--Courts of Appeal....	2,020	2,189	2,407	2,386	2,664	2,873	209 (8%)	853 (42%)
Maryland--Court of Special Appeals.....	1,286 <sup>j</sup>	1,541 <sup>j</sup>	1,545	1,644	1,689	1,892	203 (12%)	(j)
Massachusetts--Appeals Court....	870	605	1,166	1,050	1,045	1,210	165 (16%)	340 (39%)
Michigan--Court of Appeals.....	4,435	4,544	5,274	5,248	5,499	5,980	481 (9%)	1,545 (35%)

(continued on next page)



TABLE 12:  
Filed cases in appellate courts, 1975-1980. (continued)

State and court title	Cases filed						Percent changes	
	1975	1976	1977	1978	1979	1980	1979-1980	1975-1980
<b>Intermediate appellate courts (continued)</b>								
Missouri--Court of Appeals.....	1,818	2,181	2,146	2,255	2,219	2,646	427 (19%)	828 (46%)
New Jersey--Appellate Division of Superior Court.....	4,383	4,819	5,978	6,098	5,618	6,121	503 (9%)	1,738 (40%)
New Mexico--Court of Appeals....	514	446	576	539	517	570	53 (10%)	56 (11%)
New York--Appellate Divisions of the Supreme Court.....		7,362 <sup>i</sup>	7,826 <sup>i</sup>	8,384 <sup>i</sup>	8,418 <sup>i</sup>	8,630 <sup>i</sup>	212 (3%) <sup>i</sup>	1,268 (17%)
Appellate Terms of the Supreme Court.....	2,177	2,115	2,430	2,215	2,035	2,187	152 (7%)	10 (1%)
Ohio--Court of Appeals.....	6,869	7,204	7,992	7,546	7,994	8,980	986 (12%)	2,111 (31%)
Oklahoma--Court of Appeals.....	327	418	353	449	647	496	-151 (-23%)	169 (52%)
Oregon--Court of Appeals.....	1,539	1,847	2,348	3,106	3,456	3,436	-20 (-1%)	1,924 (125%)
Pennsylvania--STATE TOTAL.....	5,023	6,067	6,364	7,692	6,933	8,318	1,385 (20%)	3,295 (66%)
Superior Court.....	2,996	3,631	3,700	4,495	4,047	4,523	476 (12%)	1,527 (51%)
Commonwealth Court.....	2,027	2,436	2,664	3,197	2,886	3,795	909 (31%)	1,768 (87%)
Tennessee--STATE TOTAL.....	1,285	1,330	1,472	1,424	1,438	1,520	82 (6%)	235 (18%)
Court of Appeals.....	655	694	758	730	775	806	31 (4%)	231 (35%)
Court of Criminal Appeals....	630	636	714	694	663	714	51 (8%)	84 (13%)
Texas--Courts of Civil Appeals..	1,764	1,824	1,969	2,172	2,445	2,621	176 (7%)	857 (49%)
Washington--Court of Appeals....	1,819	1,777	1,996	2,093	2,243	2,752	509 (23%)	933 (51%)
Wisconsin--Court of Appeals.....	--	--	--	--	1,983	2,287	304 (15%)	--

Note: For inclusion on this table a case is defined as any appeal, any original proceeding, or any request to appeal. Requests to appeal are counted when originally filed and are not counted again if granted. All complete data are entered in the table. Blank spaces indicate that the data are not available.

-- = Not applicable.

\*Indicates the year the intermediate appellate court began operation.

<sup>b</sup>Particular court or reporting system information:

Georgia--Supreme Court--Data reported by the court prior to 1979 do not include pending data, and it is therefore not clear how requests to appeal which were granted in these years were counted. Data from before 1979 may not be comparable with that reported for years after 1979.

<sup>i</sup>Data are not complete:

Alabama--Court of Criminal Appeals--Figures do not include petitions disposed in the clerk's office at the direction of the court.

Nebraska--Supreme Court--Figures given include **appeals** and **original jurisdiction** cases only. No information is available on the number of **requests to appeal** that are filed.

New Jersey--Supreme Court--Data do not include all motions for direct certification and motions for leave to appeal. New York--Appellate Divisions of the Supreme Court--Data reported do not include **original proceedings**.

<sup>j</sup>Explanation of data included in the category:

Maryland--Court of Appeals and Court of Special Appeals--**Requests to appeal** granted were double counted in the data reported here for 1975 and 1976--once when the **request to appeal** was filed and again when the resulting appeal was filed.

<sup>k</sup>Additional information:

Arizona--Supreme Court--Figures given for 1975-1979 were corrected from previous editions of this report. Kentucky--Supreme Court--Before 1976, the court of last resort was named the Court of Appeals.

## Trial court summary statistics

This section contains tables that display the 1980 statistical data from the trial courts. The data cannot be found in published annual reports alone. All published annual reports and other available documents from the 50 states, the District of Columbia, Guam, and Puerto Rico were used. Unpublished data provided by state court administrators or other officials were also used.

In this 1980 Annual Report the number of states with some trial court data displayed has increased from 44 states and the District of Columbia in 1975, to 49 states, the District of Columbia, Guam, and Puerto Rico in 1977, 1978, 1979, and 1980. The major reason for the increase has been the addition of statistics from limited jurisdiction courts. Court systems that contributed to the 1975 Annual Report have provided more data as state court administrators have become aware of the CSIM Project data needs. Several states that submitted no data for the 1975 report have since changed or improved their data systems to the extent that they now provide data for the national statistical series.

Trial court data received from states are generally more detailed and easier to interpret than appellate court data. However, some very specific problems prevent comparisons of the data presented in this report. These problems are (1) the lack of uniform case classifications; (2) lack of uniform ways of counting cases; (3) the lack of complete data reported by the courts; (4) questions relating to the validity of data collected, both published and unpublished; and (5) variations in the subject matter jurisdiction of the courts.

The first problem in comparing data available from trial courts is the lack of uniformity in case classification and unit of case count. Both the case categories and the data classified in the case categories vary from state to state. Under the case category of "law," for example, one state may use the term "civil judgment," another "civil complaint," and still another may report the case as "money judgment." This makes consolidation of these categories difficult. The lack of uniformity in unit of case count causes difficulty in comparison of caseload (see Figure C). Units of counting criminal cases may be informations, indictments, or complaints; the number of defendants; or even the number of charges. Civil cases may be counted at the filing of a complaint, at note of issue, or at the time placed on the calendar.

The second problem in comparing data available from trial courts is the lack of complete statistics. Some states report only total caseload.

Others report individual case categories, but omit breakdowns within certain categories to show what is included within, for example, domestic relations, estate, or mental health. This omission presents a problem in interstate comparisons. In addition, there are states that are not consistent in their reporting of data. The general jurisdiction court, for example, may give detailed category breakdowns, whereas the limited jurisdiction court may report only total civil, criminal, and juvenile cases, or not report at all.

The third problem relates to questions of validity of the data collected, both published and unpublished. One of the major factors in data validity is the chance of human error. Many elements (hidden data, transposition of figures, double counting of cases, manner used to verify data) contribute to the scope of this problem. Although many verification techniques have been implemented by state court administrators and by the Court Statistics and Information Management Project staff to keep errors to a minimum, the reader should understand that a verification process does not guarantee absolute accuracy.

The final problem is variation in the subject matter jurisdiction of the courts. In 1980, five states, Illinois, Idaho, Iowa, Missouri and South Dakota, the District of Columbia, and Guam, handled all types of cases in general jurisdiction courts. In other states, such as Florida and New Jersey, general jurisdiction courts process only major criminal cases and major civil actions, while other civil and criminal cases are handled by limited jurisdiction courts. Limited jurisdiction courts were added to this series in 1976 in order to present a complete picture of the trial court caseload. The 1980 state statistical profiles in Part II show that the number and types of trial courts vary from state to state. This difference in court structure must be kept in mind while examining the data in these summary tables.

The reader should note two other factors before reviewing the trial court tables. The first: only states reporting data that could be displayed in specific case category tables (i.e., felony, real property rights, status offenses, etc.) were included in such tables. For the sake of clarity, those states that did not report such data were not listed.

The following tables are sequenced from a general overview (national caseload totals for courts) to the more specific caseload detail (civil, criminal, traffic, and juvenile case categories and caseload).

FIGURE C:  
Criminal case unit of count, used by trial courts, by state.

State	Court	Charging document Information, indictment, or complaint	Defendants on information, indictment, or complaint	Other		
				Charges	Case number	Other/ no consistent definition
Alabama	All trial courts reporting		X			
Alaska	All trial courts	X				
Arizona	All trial courts		X			
Arkansas	All trial courts	X				
California	All trial courts		X			
Colorado	All trial courts		X			
Connecticut	All trial courts		X			
Delaware	Superior Court		X			
	Family Court					X
	All other trial courts			X		
District of Columbia	Superior Court		X			
Florida	All trial courts		X			
Georgia	Superior Court					X
	All other trial courts reporting		X			
Guam		X				
Hawaii	Circuit Court		X			
	District Court			X		
Idaho	All trial courts		X			
Illinois	Circuit Court	X				
Indiana	All trial courts reporting	X				
Iowa	District Court	X				
Kansas	All trial courts reporting	X				
Kentucky	All trial courts		X			
Louisiana	All trial courts	X				
Maine	Superior Court		X			
	District Court	X				
Maryland	Circuit Court	X				
	District Court		X			
Massachusetts	All trial courts reporting	X				
Michigan	All trial courts reporting		X			
Minnesota	All trial courts					X
Mississippi	All trial courts reporting	X				
Missouri	All trial courts reporting	X				
Montana	District Court		X			
Nebraska	District Court		X			
	County Court	X				
	Municipal Court		X			
Nevada	District Court		X			
New Hampshire	All trial courts					X
New Jersey	All trial courts	X				
New Mexico	District Court		X			
	Magistrate Court	X				
New York	All trial courts reporting		X			
North Carolina	All trial courts					X
North Dakota	All trial courts				X	
Ohio	All trial courts		X			
Oklahoma	District Court	X				
Oregon	All trial courts				X	
Pennsylvania	All trial courts reporting		X			
Puerto Rico	All trial courts reporting			X		
Rhode Island	Superior Court		X			
	All other trial courts	X				
South Carolina	All trial courts	X				
South Dakota	Circuit Court	X				
Tennessee	All trial courts reporting	X				
Texas	All trial courts		X			
Utah	All trial courts	X				
Vermont	All trial courts	X				
Virginia	All trial courts			X		
Washington	All trial courts		X			
West Virginia	All trial courts reporting	X				
Wisconsin	All trial courts	X				
Wyoming	District Court	X				

TABLE 13: Reported national caseload (civil, criminal, traffic, juvenile, and total) in all trial courts, 1980.

Variations in court organization:

In 1980 the number of different kinds of trial courts in a state ranged from 1 (in states with a single-tier trial court) to 15. Five states (Idaho, Illinois, Iowa, Missouri, and South Dakota), the District of Columbia, and Guam have no limited jurisdiction courts. Massachusetts technically has one general jurisdiction court with seven departments.

A court organization chart for each state can be found in Part II of this report.

Variations in subject matter jurisdiction:

When comparing trial court statistics, the differences in jurisdiction both within and among states must be examined. For example, general jurisdiction courts in states with single-tier courts handle all cases from felonies to parking violations, and from the largest civil actions to small claims. Another state's general jurisdiction courts may have a criminal division that handles only felony matters (after preliminary hearings in limited jurisdiction courts), and a civil division that handles no civil cases involving less than \$10,000.

Variations in case classification and definitions:

Some states report only total caseload. Others report individual case categories, but omit breakdowns within certain categories to show what is included within, for example, domestic relations, estate, or mental health. This omission presents a problem in interstate comparison.

In addition, there are states that are not consistent in their reporting of data. The general jurisdiction court, for example, may give detailed category breakdowns, whereas the limited jurisdiction court may report only total civil, criminal, and juvenile cases, or not report at all.

Sources of data:

The 1980 state statistical profiles in Part II show how the number and types of courts vary from state to state. Also see Appendix B.

Variations in counting cases:

Figure C displays the existing variation in criminal case units of count. These figures show that the problem of case definition in trial courts is more acute on the criminal side. Most states, Puerto Rico, and Guam count civil cases in all trial courts when the petition or complaint is filed. In criminal cases, however, the two major units of count are almost evenly divided. Paper documents filed are the count unit for some courts, while the number of

defendants is the count unit for other courts. In fact, several states have courts using different units of count.

Reported cases:

The reported cases for all trial courts, for general jurisdiction courts, and for limited jurisdiction courts include all complete data by the level of court indicated within the state. For example, for a state with more than one limited jurisdiction court to be included in the reported cases for limited jurisdiction courts, all of its limited jurisdiction courts must have reported complete data.

Number of states reporting complete data:

This figure represents the total number of states whose trial courts, at the indicated level, reported complete data.

Percent of population represented by complete data:

State population figures used are the revised 1980 Bureau of Census figures and total 229,712,000 for the 50 states, the District of Columbia and Puerto Rico. This was the figure used to compute percent of population represented by complete data for all trial courts, and for civil and criminal case types in general jurisdiction courts.

Estimated national totals:

These are the cumulative totals of all reported state total data that were complete, plus the estimated totals for each state for which complete figures were unavailable. The procedure used to estimate incomplete and missing data is discussed in Appendix A.

Appropriate analyses:

The estimates of total trial court volume can be compared to the estimates of the total appellate volume given in Table 1 to indicate the relationship between trial and appellate courts. The estimate of the total volume of each major case type, civil, criminal, traffic, and juvenile, shows the relative distribution of the types of cases that are brought to the trial courts.

Limitations on use:

The estimates of case volume are based on complete data from only a portion of the states. It is not possible at this time to gauge the variability of these estimates. They should be viewed only as gross, "ball park" estimates, and not as representing the exact volume of cases in state courts.

TABLE 13:

## Reported national caseload (civil, criminal, traffic, juvenile, and total) in all trial courts, 1980.

*Estimated civil, criminal, juvenile, traffic, and total cases filed and disposed in all trial courts.*

Reported and estimated caseload	Filed	Disposed
<b>CIVIL</b>		
All trial courts:		
Reported cases.....	8,431,078	6,056,319
Number of states reporting complete data.....	28	22
Percent of population represented by complete data.....	58%	46%
Percent of variance explained ( $R^2$ ).....	91%	97%
Estimated totals from Appendix A.....	6,185,451	7,071,087
Estimated national totals.....	14,600,000	13,100,000
<b>CRIMINAL</b>		
All trial courts:		
Reported cases.....	4,842,791	3,578,971
Number of states reporting complete data.....	19	15
Percent of total population represented by complete data.....	44%	35%
Percent of variance explained ( $R^2$ ).....	93% and 90%	99%
Estimated totals from Appendix A.....	6,419,061	6,703,439
Estimated national totals.....	11,260,000	10,280,000
<b>TRAFFIC</b>		
All trial courts:		
Reported cases.....	44,117,662	30,239,657
Number of states reporting complete data.....	30	25
Percent of population represented by complete data.....	60%	51%
Percent of variance explained ( $R^2$ ).....	72%	99%
Estimated totals from Appendix A.....	14,279,973	19,860,425
Estimated national totals.....	58,400,000	50,100,000
<b>JUVENILE</b>		
All trial courts:		
Reported cases.....	1,291,205	1,076,624
Number of states reporting complete data.....	44	31
Percent of population represented by complete data (227,836 is total population).....	84%	72%
Percent of variance explained ( $R^2$ ).....	32%	99%
Estimated totals from Appendix A.....	255,504	432,589
Estimated national totals.....	1,547,000	1,509,000
<b>TOTAL</b>		
All trial courts:		
Reported cases.....	58,682,736	40,951,571
Estimated totals from Appendix A.....	27,139,989	34,067,540
Estimated national totals.....	85,820,000	75,000,000

Note: Data included in this table are those from the 50 states, the District of Columbia, Guam and Puerto Rico. To ascertain the states that reported data in any category, refer to Table 14.

TABLE 14: Reported total trial court caseload, 1980.

Variations in court organization:

Fifty states, the District of Columbia, Guam, and Puerto Rico have 1980 trial court data displayed in Table 14.

A court organization chart for each state is in Part II of this report. The wide variation in court organization from state to state can be illustrated by comparing the District of Columbia's single-tier court system with Georgia, which has a number of general jurisdiction and/or limited jurisdiction courts. These differences in court organization determine the proportion of total trial court caseload that will be heard in general jurisdiction and in limited jurisdiction courts in each state.

Variations in subject matter jurisdiction:

The variations in court organization mentioned above will also determine what proportion of civil, criminal, traffic, and juvenile case types are heard at each level of court. See the individual court profiles in Part II for the case types handled in each trial court.

Variations in case classification and definitions:

Table 14 shows only the very broad breakdown of caseload into civil, criminal, traffic, and juvenile cases, and indicates with NHs the case types not handled in each particular court. This table gives a good overview of the way caseload is distributed among the trial courts. The large number of blank spaces indicates from which courts data were unavailable for 1980. No totals appear for a state on the state name line in any of the columns unless complete data (at least 90%) were reported by all courts handling that case type. State totals are left blank if data were missing from any court in the state.

Sources of data are indicated in the individual court profiles in Part II and Appendix B.

Variations in counting civil and criminal cases:

Those states that count criminal cases by charging documents are listed separately from those that count defendants. States that use some other unit of count for criminal cases will have the definition spelled out in the charging document columns, and have the data listed in the defendant columns. Care should be taken to avoid comparing defendant-count states with state data based on other units of count. These definitions in criminal cases are spelled out in the immediately preceding Figure C. An "\*" next to a court indicates that the civil unit of count is not the filing of a complaint. Please check the

profile to identify the unit of count. Only data from those states that count cases in the same way can be compared.

Appropriate analyses:

All percentage calculations that were less than 1% but greater than 0% have been rounded up to 1%. All percentage calculations that were less than 0% but greater than -1% have been rounded down to -1%.

Disposed cases as percent of filed. This measure represents the percent of the number of filed cases that the court was able to dispose. The percent is computed by dividing the number of cases filed by the number disposed and then multiplying by one hundred. A percent over one hundred indicates that the court disposed more cases than were filed, thus reducing pending caseload. A percent significantly less than one hundred indicates that the court is not keeping up with the volume of cases being filed. This measure was not computed if the number of cases filed was less than ten.

Filed (disposed) per 100,000 population. The unit of state population used on all court caseload charts is 100,000. This measure compensates for variations in state population and gives a more realistic basis for comparison of caseloads among states of various sizes. If the number of filings was unavailable but the number of dispositions was available, the number of cases disposed per unit of population was entered in this column in place of the number of cases filed per population unit. The use of this alternative quantity is indicated by enclosing it in parentheses. Population figures represent the total state population.

If all other factors (court jurisdiction, case definition, unit of count, etc.) are similar, the filed per unit of population statistic will permit direct comparison among states of the number of filed civil cases, criminal cases, traffic cases, juvenile cases, as well as among state totals.

Limitations on use:

Data that are not at least 90% complete are not included in this table to prevent inappropriate comparisons. The data that are included must account for differences between the way cases are defined and counted in different courts. Where possible, comparisons should be limited to those among state totals for specific types of cases. Before making comparisons between limited jurisdiction courts or among general jurisdiction courts, check the organization charts in Part II of this volume for similarities in jurisdiction.

**TABLE 14:**  
**Reported total trial court caseload, 1980.**

*General and limited jurisdiction courts. Population. Filed and disposed. Disposed as a percentage of filed, and filed per 100,000 population for the civil, criminal, traffic, juvenile, and total state caseload.*

State and court name	Jurisdiction	State population	State and court totals				Civil			
			Filed	Disposed	Dis-posed as % of	Filed (dis-posed) per 100,000 popu-lation	Filed	Disposed	Dis-posed as % of	Filed (dis-posed) per 100,000 popu-lation
<b>ALABAMA: STATE TOTAL</b> .....										
		3,890								
Circuit Court .....	G	--	123,141	119,537	97%	3,166	76,463	74,459	97%	1,966
District Court .....	L	--	528,303	505,180	96%	13,581	145,584	148,815	102%	3,743
Probate Court .....	L	--					NH	NH	NH	NH
Municipal Court .....	L	--								
<b>ALASKA: STATE TOTAL</b> .....										
		400								
Superior Court .....	G	--	146,573	143,907	98%	36,643	24,605	21,170	86%	6,151
District Court .....	L	--	12,853	11,974	93%	3,213	10,433	9,908	95%	2,608
Magistrate's Court .....	L	--	129,810	128,506	99%	32,453	13,618	10,872	80%	3,405
			3,910	3,427	88%	978	554	390	70%	139
<b>ARIZONA: STATE TOTAL</b> .....										
		2,718								
Superior Court .....	G	--	1,433,356 <sup>1</sup>	1,216,656 <sup>1</sup>		52,736 <sup>1</sup>	146,052 <sup>1</sup>	135,182 <sup>1</sup>	93%	5,374 <sup>1</sup>
Justice of the Peace Court .....	L	--	109,069 <sup>1</sup>	103,301 <sup>1</sup>		4,013 <sup>1</sup>	91,562 <sup>1</sup>	87,432 <sup>1</sup>		3,369 <sup>1</sup>
City Magistrate Court .....	L	--	529,032 <sup>1</sup>	455,993 <sup>1</sup>	86%	19,464 <sup>1</sup>	54,490 <sup>1</sup>	47,750 <sup>1</sup>	88%	2,005 <sup>1</sup>
			795,255	657,362	83%	29,259	NH	NH	NH	NH
<b>ARKANSAS: STATE TOTAL</b> .....										
		2,286								
Circuit Court .....	G	--	597,602 <sup>1</sup>			26,143 <sup>1</sup>	104,505 <sup>1</sup>			4,572 <sup>1</sup>
Chancery Court and Probate Court ..	G	--	46,518	45,897	99%	2,035	30,041	30,135	100%	1,314
Municipal Court .....	L	--	46,421			2,031	46,421			2,031
County Court .....	L	--	462,961			20,252	25,869 <sup>1</sup>			1,132 <sup>1</sup>
Court of Common Pleas .....	L	--	13,463			589	1,628			71
Justice of the Peace Court, Police Court, and City Court .....	L	--	387			17	387			17
<b>CALIFORNIA: STATE TOTAL</b> .....										
		23,669								
Superior Court .....	G	--	18,804,434	14,604,090	78%	79,448	1,591,749	1,149,012	72%	6,725
Justice Court .....	L	--	710,716	562,043	79%	3,003	548,442	414,093	76%	2,317
Municipal Court .....	L	--	635,609	537,977	85%	2,685	53,210	40,108	75%	225
			17,458,109	13,504,070	77%	73,759	990,097	694,811	70%	4,183
<b>COLORADO: STATE TOTAL</b> .....										
		2,889								
District Court, Denver Superior Court, Denver Juvenile Court, and Denver Probate Court .....	G	--	139,813	124,508	89%	4,839	105,387	94,736	90%	3,648
Water Court .....	G	--	2,226	2,445	110%	77	2,226	2,445	110%	77
County Court .....	L	--	295,773	263,042	89%	10,238	75,039	59,242	79%	2,597
Municipal Court .....	L	--					NH	NH	NH	NH
<b>CONNECTICUT: STATE TOTAL</b> .....										
		3,108								
Superior Court .....	G	--	678,587			21,834	208,164			6,698
Probate Court .....	L	--	630,419			20,284	159,996			5,148
			48,168			1,550	48,168			1,550
<b>DELAWARE: STATE TOTAL</b> .....										
		595								
Superior Court .....	G	--	237,857 <sup>1</sup>	238,230			46,940	45,775	98%	7,089
Court of Chancery .....	G	--	7,515	7,159	95%	1,263	4,400	4,189	95%	740
Court of Common Pleas .....	L	--	2,766	2,719	98%	465	2,766	2,719	98%	465
Family Court .....	L	--	13,598	13,153	97%	2,285	4,069	4,004	98%	684
Municipal Court of Wilmington .....	L	--	27,625	26,082	94%	4,643	16,316	15,125	93%	2,742
Aldermen's Court .....	L	--	23,344	22,915	98%	3,923	NH	NH	NH	NH
Justice of the Peace Court .....	L	--		16,887		(2,838)	361	356	99%	61
			149,569	149,315	100%	25,138	19,028	19,382	102%	3,198
<b>DISTRICT OF COLUMBIA:</b>										
Superior Court .....	G	638	196,360	198,403	101%	30,777	146,182	146,291	100%	22,913
<b>FLORIDA: STATE TOTAL</b> .....										
		9,740								
Circuit Court .....	G	--	2,957,955	2,727,513	92%	30,369	504,504	453,864	90%	5,180
County Court .....	L	--	522,876	463,615	89%	5,368	275,194	252,831	92%	2,825
			2,435,079	2,263,898	93%	25,001	229,310	201,033	88%	2,354
<b>GEORGIA: STATE TOTAL</b> .....										
		5,464								
Superior Court .....	G	--	181,523 <sup>1</sup>	162,279 <sup>1</sup>	89%	3,522 <sup>1</sup>	115,276 <sup>1</sup>	99,762 <sup>1</sup>	87%	2,110 <sup>1</sup>
State Court and County Court .....	L	--	435,104	400,426	92%	7,963	153,991	135,124	88%	2,818
Probate Court .....	L	--					NH	NH	NH	NH
Juvenile Court .....	L	--								
Justice of the Peace Court .....	L	--								
Small Claims Court .....	L	--								
Municipal Court (located in Savannah and Columbus) .....	L	--								
Magistrate's Court .....	L	--								
Civil Court .....	L	--								
Criminal Court, Municipal Court (other locations), Recorder's Court, Mayor's Court, City Council Court, and Police Court..	L	--					NH	NH	NH	NH

Criminal																
Charging document				Defendant				Traffic				Juvenile				
Filed	Disposed	Filed (dis-posed) as % of popu-lation	Filed (dis-posed) per 100,000	Filed	Disposed	Filed (dis-posed) as % of popu-lation	Filed (dis-posed) per 100,000	Filed	Disposed	Filed (dis-posed) as % of popu-lation	Filed (dis-posed) per 100,000	Filed	Disposed	Filed (dis-posed) as % of popu-lation	Filed (dis-posed) per 100,000	
--	--	--	--	26,896	24,552	91%	691	NH	NH	NH	NH	44,072	42,459	96%	1,133	
--	--	--	--	108,076	101,273	94%	2,778	250,353	233,159	93%	6,436	24,290	21,933	90%	624	
NH	NH	NH	NH	NH	NH	NH	NH	NH	NH	NH	NH	NH	NH	NH	NH	
18,641	--	--	4,660	--	--	--	--	102,147	--	--	25,537	1,180	1,024	87%	295	
1,240	1,042	84%	310	--	--	--	--	NH	NH	NH	NH	1,180	1,024	87%	295	
15,453	--	--	3,863	--	--	--	--	100,739	--	--	25,185	NH	NH	NH	NH	
1,948	1,512	78%	487	--	--	--	--	1,408	1,525	108%	352	NH	NH	NH	NH	
--	--	--	--	144,299 <sup>1</sup>	117,055 <sup>1</sup>	81%	5,309 <sup>1</sup>	1,141,909 <sup>1</sup>	963,384 <sup>1</sup>	84%	42,013 <sup>1</sup>	1,096 <sup>1</sup>	1,035 <sup>1</sup>	94%	40 <sup>1</sup>	
--	--	--	--	16,411	14,834	90%	604	NH	NH	NH	NH	1,096 <sup>1</sup>	1,035 <sup>1</sup>	94%	40 <sup>1</sup>	
--	--	--	--	37,514 <sup>1</sup>	37,628 <sup>1</sup>	100%	1,380 <sup>1</sup>	457,028 <sup>1</sup>	370,615 <sup>1</sup>	85%	16,079 <sup>1</sup>	NH	NH	NH	NH	
--	--	--	--	90,374	64,593	71%	3,325	704,881	592,769	84%	25,934	NH	NH	NH	NH	
16,477	15,762	96%	721	--	--	--	--	NH	NH	NH	NH	11,835	--	--	518	
NH	NH	NH	NH	NH	NH	NH	NH	NH	NH	NH	NH	NH	NH	NH	NH	
99,908 <sup>1</sup>	--	--	4,370 <sup>1</sup>	--	--	--	--	336,431 <sup>1</sup>	--	--	14,717 <sup>1</sup>	NH	NH	NH	NH	
NH	NH	NH	NH	NH	NH	NH	NH	NH	NH	NH	NH	11,835	NH	NH	518	
NH	NH	NH	NH	NH	NH	NH	NH	NH	NH	NH	NH	NH	NH	NH	NH	
--	--	--	--	827,631	730,658	88%	3,497	16,283,200	12,629,826	78%	68,795	101,854	94,594	93%	430	
--	--	--	--	60,420	53,356	88%	255	NH	NH	NH	NH	101,854	94,594	93%	430	
--	--	--	--	67,185	59,338	88%	284	515,214	438,531	85%	2,177	NH	NH	NH	NH	
--	--	--	--	700,026	617,964	88%	2,958	15,767,986	12,191,295	77%	66,619	NH	NH	NH	NH	
--	--	--	--	--	--	--	--	--	--	--	--	16,902	15,032	89%	585	
--	--	--	--	17,524	14,740	84%	607	NH	NH	NH	NH	16,902	15,032	89%	585	
NH	NH	NH	NH	NH	NH	NH	NH	NH	NH	NH	NH	NH	NH	NH	NH	
--	--	--	--	41,132	36,763	89%	1,424	179,602	167,037	93%	6,217	NH	NH	NH	NH	
--	--	--	--	109,179	98,862	91%	3,513	344,819	338,845	98%	11,095	16,425	--	--	--	
--	--	--	--	109,179	98,862	91%	3,513	344,819	338,845	98%	11,095	16,425	16,995	103%	528	
NH	NH	NH	NH	NH	NH	NH	NH	NH	NH	NH	NH	NH	NH	NH	NH	
--	--	--	--	--	--	--	--	--	--	--	--	8,201	--	--	1,378	
NH	NH	NH	NH	3,115	2,970	95%	524	NH	NH	NH	NH	NH	NH	NH	NH	
				NH	NH	NH	NH	NH	NH	NH	NH	NH	NH	NH	NH	
				9,529	9,149	96%	1,602	NH	NH	NH	NH	NH	NH	NH	NH	
				2,354	2,405	102%	396	754	127	8,201	1,378	NH	NH	NH	NH	
				8,559	8,422	98%	1,439	14,785	14,493	98%	2,485	NH	NH	NH	NH	
					1,598	(269)	4,489	103,834	14,933	(2,510)	17,451	NH	NH	NH	NH	
				26,707	--	--	--	--	--	--	--	NH	NH	NH	NH	
--	--	--	--	33,533	35,249	105%	5,256	11,316	11,529	102%	1,774	5,329	5,334	100%	835	
--	--	--	--	386,231	332,959	86%	3,965	1,945,513	1,832,521	94%	19,974	121,707	108,569	89%	1,250	
--	--	--	--	125,975	102,215	81%	1,293	NH	NH	NH	NH	121,707	108,569	89%	1,250	
--	--	--	--	260,256	230,344	89%	2,672	1,945,513	1,832,521	94%	19,974	NH	NH	NH	NH	
				Number of dockets per Indictments:	48,741 <sup>1</sup>	44,921 <sup>1</sup>	92%	892 <sup>1</sup>	17,506 <sup>1</sup>	17,596 <sup>1</sup>	101%	320 <sup>1</sup>	--	--	--	--
				Number of docket entries:	90,609	79,761	88%	1,658	190,504	185,541	97%	3,487	NH	NH	NH	NH
				Number of docket entries:	NH	NH	NH	NH	NH	NH	NH	NH	NH	NH	NH	
NH	NH	NH	NH	NH	NH	NH	NH	NH	NH	NH	NH	NH	NH	NH	NH	
NH	NH	NH	NH	NH	NH	NH	NH	NH	NH	NH	NH	NH	NH	NH	NH	
NH	NH	NH	NH	NH	NH	NH	NH	NH	NH	NH	NH	NH	NH	NH	NH	
NH	NH	NH	NH	NH	NH	NH	NH	NH	NH	NH	NH	NH	NH	NH	NH	
NH	NH	NH	NH	NH	NH	NH	NH	NH	NH	NH	NH	NH	NH	NH	NH	
NH	NH	NH	NH	NH	NH	NH	NH	NH	NH	NH	NH	NH	NH	NH	NH	
NH	NH	NH	NH	NH	NH	NH	NH	NH	NH	NH	NH	NH	NH	NH	NH	
NH	NH	NH	NH	NH	NH	NH	NH	NH	NH	NH	NH	NH	NH	NH	NH	



TABLE 14:  
Reported total trial court caseload, 1980. (continued)

State and court name	Jurisdiction	State population	State and court totals				Civil			
			Filed	Disposed	Dis-posed as % of	Filed (dis-posed) per 100,000 popu-lation	Filed	Disposed	Dis-posed as % of	Filed (dis-posed) per 100,000 popu-lation
HAWAII: STATE TOTAL .....		965	807,757	759,187	94%	83,705	38,398	33,897	88%	3,979
Circuit Court .....	G	--	35,610	32,065	90%	3,690	24,662	21,941	89%	2,556
Land Court .....	G	--	104	41	39%	11	104	41	39%	11
Tax Appeal Court .....	G	--	34	21	62%	4	34	21	62%	4
District Court .....	L	--	772,009	727,060	94%	80,001	13,598	11,894	87%	1,409
IDAHO: STATE TOTAL .....		944	321,947	317,334	99%	34,105	53,223 <sup>J</sup>	50,404 <sup>J</sup>	95% <sup>J</sup>	5,638 <sup>J</sup>
District Court .....	G	--	11,581	10,968	95%	1,227	8,187 <sup>J</sup>	7,700 <sup>J</sup>	94% <sup>J</sup>	867 <sup>J</sup>
Magistrate's Division .....	G	--	310,366	306,366	99%	32,878	45,036	42,704	95%	4,771
ILLINOIS:										
Circuit Court .....	G	11,418	7,856,757	5,342,324	68%	68,810	723,263	703,973	97%	6,334
INDIANA: STATE TOTAL .....		5,490								
Superior Court and Circuit Court ..	G	--	437,681	406,925	93%	7,972	239,920	223,003	93%	4,370
County Court .....	L	--	363,665	331,351	91%	6,624	103,325	88,545	86%	1,882
Probate Court .....	L	--	8,454	7,841	93%	154	6,871	6,578	96%	125
Municipal Court of Marion County ..	L	--	165,504	147,061	89%	3,015	24,183	21,135	87%	440
Small Claims Court of Marion County	L	--								
City Court and Town Court .....	L	--	61,467	59,826	97%	1,120	59,067	57,427	97%	1,076
IOWA:										
District Court .....	G	2,913	528,250 <sup>I</sup>	530,299		18,134 <sup>I</sup>	195,032	188,489 <sup>I</sup>		6,695
KANSAS: STATE TOTAL .....		2,363					117,037			4,953
District Court .....	G	--	446,935	398,677 <sup>I</sup>		18,914	117,037			4,953
Municipal Court .....	L	--					NH	NH	NH	NH
KENTUCKY: STATE TOTAL .....		3,661	727,232	633,782	87%	19,864	183,111	154,612	84%	5,002
Circuit Court .....	G	--	80,773	73,702	91%	2,206	69,214	63,855	92%	1,891
District Court .....	L	--	646,459	560,080	87%	17,658	113,897	90,757	80%	3,111
LOUISIANA: STATE TOTAL .....		4,204								
District Court .....	G	--	478,225			11,375	161,884			3,851
Family Court and Juvenile Court ...	L	--	22,010 <sup>I</sup>			524 <sup>I</sup>				
City Court, Parish Court, Municipal										
Court and Traffic Court										
of New Orleans .....	L	--	690,364	546,850	79%	16,422	81,063	50,290	62%	1,928
Justice of the Peace Court .....	L	--								
Mayor's Court .....	L	--					NH	NH	NH	NH
MAINE: STATE TOTAL .....		1,125								
Superior Court .....	G	--	17,784	16,656	94%	1,581	8,595	7,618	89%	764
District Court .....	L	--	231,461 <sup>I</sup>	222,448 <sup>I</sup>	96% <sup>I</sup>	20,574 <sup>I</sup>	49,564 <sup>I</sup>	44,959 <sup>I</sup>	91% <sup>I</sup>	4,406 <sup>I</sup>
Probate Court .....	L	--								
Administrative Court .....	L	--	330	258	78%	29	330	258	78%	29
MARYLAND: STATE TOTAL .....		4,218								
Circuit Court .....	G	--	149,689	150,253	100%	3,549	86,295	82,173	95%	2,046
District Court .....	L	--	1,042,741 <sup>I</sup>			24,721 <sup>I</sup>	458,726			10,875
Orphan's Court .....	L	--								
MASSACHUSETTS: STATE TOTAL .....		5,737	3,866,955			67,404	494,162			8,614
Superior Court Department .....	G	--	55,278	61,659	112%	964	31,786	30,412	96%	554
District Court Department .....	G	--	3,595,315	2,166,875 <sup>I</sup>		62,669	294,683	182,063	62%	5,137
Housing Court Department .....	G	--	14,917			260	9,659			168
Boston Municipal Court Department .	G	--	63,642			1,109	33,150	18,623	56%	578
Juvenile Court Department .....	G	--	12,919			225	NH	NH	NH	NH
Land Court Department .....	G	--	8,857	7,234	82%	154	8,857	7,234	82%	154
Probate and Family Court										
Department .....	G	--	116,027	153,080	132%	2,022	116,027	153,080	132%	2,022
MICHIGAN: STATE TOTAL .....		9,258								
Circuit Court .....	G	--	234,764	219,287	93%	2,536	203,500	189,813	93%	2,198
Recorder's Court of Detroit .....	G	--	363,488	338,738	93%	3,926	NH	NH	NH	NH
Court of Claims .....	G	--								
District Court .....	L	--	2,149,838	2,132,921	99%	23,221	355,579	342,102	96%	3,841
Probate Court .....	L	--								
Municipal Court .....	L	--	13,171	12,254	93%	142	1,523	1,395	92%	16
Common Pleas Court of Detroit .....	L	--						92,924		(1,004)
MINNESOTA: STATE TOTAL .....		4,077	1,748,185 <sup>J</sup>	1,658,956 <sup>J</sup>	95% <sup>J</sup>	42,879 <sup>J</sup>	194,347	184,848	95%	4,767
District Court .....	G	--					20,975	15,202	72%	514
Probate Court .....	L	--	5,655	4,347	77%	139	5,655	4,347	77%	139
County Court .....	L	--	820,673	801,620	98%	20,129	101,889	98,838	97%	2,499
County Municipal Court .....	L	--	841,878	779,143	93%	20,649	18,020	16,939	94%	442
Conciliation Court .....	L	--	47,808	49,522	104%	1,173	47,808	49,522	104%	1,173

Criminal															
Charging document				Defendant				Traffic				Juvenile			
Filed	Disposed	Filed (disposed) as % of population	Filed (disposed) per 100,000 population	Filed	Disposed	Filed (disposed) as % of population	Filed (disposed) per 100,000 population	Filed	Disposed	Filed (disposed) as % of population	Filed (disposed) per 100,000 population	Filed	Disposed	Filed (disposed) as % of population	Filed (disposed) per 100,000 population
--	--	--	--	--	--	--	--	714,629	671,810	94%	74,055	8,363	7,697	92%	867
--	--	--	--	2,453	2,275	93%	254	132	152	115%	14	8,363	7,697	92%	867
NH	NH	NH	NH	NH	NH	NH	NH	NH	NH	NH	NH	NH	NH	NH	NH
NH	NH	NH	NH	NH	NH	NH	NH	NH	NH	NH	NH	NH	NH	NH	NH
Individual offense on the information:				43,914	43,508	99%	4,551	714,497	671,658	94%	74,041	NH	NH	NH	NH
--	--	--	--	32,894	31,979	97%	3,485	227,739	227,376	100%	24,125	8,091	7,575	94%	857
--	--	--	--	3,372	3,247	96%	357	20	20	100%	2	2	1	50%	1
--	--	--	--	29,522	28,732	97%	3,127	227,719	227,356	100%	24,123	8,089	7,574	94%	857
649,240	641,820	99%	5,686	--	--	--	--	6,452,663	3,966,534	61%	56,513	31,591	29,997	95%	277
163,327	139,949	86%	2,975	--	--	--	--	--	--	--	--	28,095	26,462	94%	512
57,716	51,543	89%	1,051	--	--	--	--	113,533	107,180	94%	2,068	26,512	25,199	95%	483
52,902	48,500	92%	964	--	--	--	--	207,438	194,306	94%	3,778	NH	NH	NH	NH
NH	NH	NH	NH	NH	NH	NH	NH	NH	NH	NH	NH	1,583	1,263	80%	29
50,309	37,507	75%	916	--	--	--	--	91,012	88,419	97%	1,658	NH	NH	NH	NH
NH	NH	NH	NH	NH	NH	NH	NH	NH	NH	NH	NH	NH	NH	NH	NH
2,400	2,399	100%	44	--	--	--	--	NH	NH	NH	NH	NH	NH	NH	NH
166,251 <sup>I</sup>	178,742		5,707 <sup>I</sup>	--	--	--	--	161,455	199,124	99%	5,543	5,512	3,944 <sup>J</sup>		189
26,984	29,131	108%	1,142	--	--	--	--	273,996	267,919	98%	11,595	28,918			1,224
--	--	--	--	218,691	196,569	90%	5,974	287,148	251,352	88%	7,843	28,918			1,224
--	--	--	--	11,599	9,847	85%	316	NH	NH	NH	NH	NH	NH	NH	NH
--	--	--	--	207,132	186,722	90%	5,658	287,148	251,352	88%	7,843	38,282	31,249	82%	1,046
516,344			7,525	--	--	--	--	NH	NH	NH	NH	26,642			634
NH	NH	NH	NH	NH	NH	NH	NH	NH	NH	NH	NH	NH	NH	NH	NH
159,724	115,041	82%	3,324	--	--	--	--	464,945	377,528	81%	11,060	22,010			524
NH	NH	NH	NH	NH	NH	NH	NH	NH	NH	NH	NH	4,632	4,031	87%	110
--	--	--	--	--	--	--	--	152,029	149,441	98%	13,514	NH	NH	NH	NH
--	--	--	--	5,729	5,538	97%	509	3,460	3,500	101%	308	3,965	3,941	99%	352
29,363	27,607	94%	2,610	--	--	--	--	148,569	145,941	98%	13,206	NH	NH	NH	NH
NH	NH	NH	NH	NH	NH	NH	NH	NH	NH	NH	NH	3,965	3,941	99%	352
NH	NH	NH	NH	NH	NH	NH	NH	NH	NH	NH	NH	NH	NH	NH	NH
--	--	--	--	--	--	--	--	581,488			13,786	26,468	28,547	108%	628
59,449	42,227	107%	935	--	--	--	--	NH	NH	NH	NH	23,945	25,853	108%	568
--	--	--	--	--	--	--	--	581,488			13,786	2,523	2,694	107%	60
NH	NH	NH	NH	NH	NH	NH	NH	NH	NH	NH	NH	NH	NH	NH	NH
272,513			4,750	--	--	--	--	3,057,390 <sup>I</sup>			53,292 <sup>I</sup>	42,890			748
23,492	31,247	133%	409	--	--	--	--	NH	NH	NH	NH	NH	NH	NH	NH
228,744 <sup>J</sup>			3,987 <sup>J</sup>	--	--	--	--	3,044,888 <sup>I</sup>			53,022 <sup>I</sup>	30,000			523
5,258			92	--	--	--	--	NH	NH	NH	NH	NH	NH	NH	NH
14,990			261	--	--	--	--	15,502			270	NH	NH	NH	NH
29			1	--	--	--	--	NH	NH	NH	NH	12,890			225
NH	NH	NH	NH	NH	NH	NH	NH	NH	NH	NH	NH	NH	NH	NH	NH
NH	NH	NH	NH	NH	NH	NH	NH	NH	NH	NH	NH	NH	NH	NH	NH
--	--	--	--	31,264	29,474	94%	338	1,820,455	1,806,894	99%	19,664	NH	NH	NH	NH
--	--	--	--	57,941	45,932	79%	626	305,547	292,806	96%	3,300	NH	NH	NH	NH
NH	NH	NH	NH	NH	NH	NH	NH	NH	NH	NH	NH	NH	NH	NH	NH
--	--	--	--	289,264	285,996	99%	3,125	1,504,995	1,504,823	100%	16,256	NH	NH	NH	NH
NH	NH	NH	NH	NH	NH	NH	NH	NH	NH	NH	NH	NH	NH	NH	NH
--	--	--	--	1,735	1,594	92%	19	9,913	9,265	93%	107	NH	NH	NH	NH
--	--	--	--	--	--	--	--	NH	NH	NH	NH	NH	NH	NH	NH
				111,584	101,250	91%	2,737	1,423,488	1,354,718	95%	34,915				
				11,196	9,122	81%	275	NH	NH	NH	NH				
NH	NH	NH	NH	NH	NH	NH	NH	NH	NH	NH	NH	NH	NH	NH	NH
				56,268	50,798	90%	1,380	643,750	633,844	98%	15,790	18,766	18,140	97%	460
				44,120	41,350	94%	1,082	779,738	720,874	92%	19,125	NH	NH	NH	NH
NH	NH	NH	NH	NH	NH	NH	NH	NH	NH	NH	NH	NH	NH	NH	NH

TABLE 14:  
Reported total trial court caseload, 1980. (continued)

State and court name	Jurisdiction	State population	State and court totals				Civil			
			Filed	Disposed	Dis-posed as % of	Filed (dis-posed) per 100,000 popu-lation	Filed	Disposed	Dis-posed as % of	Filed (dis-posed) per 100,000 popu-lation
MISSISSIPPI: STATE TOTAL .....		2,521								
Circuit Court .....	G	--								
Chancery Court .....	G	--								
County Court .....	L	--								
Family Court .....	L	--								
Municipal Court .....	L	--					NH	NH	NH	NH
Justice Court .....	L	--								
MISSOURI: .....										
Circuit Court .....	G	4,917					221,135	192,283	87%	4,497
MONTANA: STATE TOTAL .....		787								
District Court .....	G	--	31,345	26,850	86%	3,983	27,272	23,244	85%	3,465
Justice Court .....	L	--								
City Court .....	L	--								
Municipal Court .....	L	--								
NEBRASKA: STATE TOTAL .....		1,570								
District Court .....	G	--	460,220 <sup>1</sup>			29,313 <sup>1</sup>				
County Court .....	L	--	34,342 <sup>1</sup>	30,229 <sup>1</sup>	88%	2,187 <sup>1</sup>				
Separate Juvenile Court .....	L	--	283,196	290,361	103%	18,058	34,754	41,302	119%	2,214
Municipal Court .....	L	--	1,903			121	NH	NH	NH	NH
Workmen's Compensation Court .....	L	--	140,167			8,928	21,881			1,394
			612	572	93%	39	612	572	93%	39
NEVADA: STATE TOTAL .....		799								
District Court .....	G	--								
Justice Court .....	L	--	234,493			29,348	28,139			3,522
Municipal Court .....	L	--	406,001			50,814	450			56
NEW HAMPSHIRE: STATE TOTAL .....		921								
Superior Court .....	G	--	315,381 <sup>1</sup>			34,243 <sup>1</sup>	70,567			7,662
Probate Court .....	L	--	23,534	32,139	137%	2,555	16,677	24,490	147%	1,811
District Court .....	L	--	16,648			1,808	16,648			1,808
Municipal Court .....	L	--	265,792 <sup>1</sup>			28,859 <sup>1</sup>	36,444 <sup>1</sup>			3,957 <sup>1</sup>
			9,407			1,021	798			87
NEW JERSEY: STATE TOTAL .....		7,364								
Superior Court and County Court .....	G	--	106,369	107,169	101%	1,444	80,471	81,048	101%	1,093
County District Court .....	L	--	425,865	419,311	98%	5,783	353,917	365,721	103%	4,806
Juvenile and Domestic Relations Court .....	L	--	185,611	188,364	101%	2,521	80,133	80,848	101%	1,088
Surrogate's Court .....	L	--								
Municipal Court .....	L	--	4,474,094	3,476,042	78%	60,756	NH	NH	NH	NH
NEW MEXICO: STATE TOTAL .....		1,300								
District Court .....	G	--	55,216	54,309	98%	4,247	45,627	44,999	99%	3,510
Magistrate Court .....	L	--	130,562			10,043	18,376			1,414
Municipal Court .....	L	--					NH	NH	NH	NH
Probate Court .....	L	--								
Small Claims Court of Albuquerque .....	L	--								
NEW YORK: STATE TOTAL .....		17,557								
Supreme Court and County Court .....	G	--	103,235	117,043	113%	588	68,209	82,077	120%	389
Surrogate's Court .....	L	--	79,039			(450)		79,039		(450)
Family Court .....	L	--	328,034	330,975	101%	1,868	280,486	269,220	96%	1,598
Civil Court of the City of New York .....	L	--	149,511	154,894	104%	852	149,511	154,894	104%	852
Criminal Court of the City of New York .....	L	--					NH	NH	NH	NH
District Court and City Court .....	L	--		683,230		(3,891)		109,383		(623)
Court of Claims .....	L	--								
Town and Village Justice Court .....	L	--								
NORTH CAROLINA: STATE TOTAL .....		5,874								
Superior Court .....	G	--	1,618,867	1,571,301	97%	27,560	393,442	377,184	96%	6,698
District Court .....	L	--	139,399	133,001	95%	2,373	77,575	71,785	93%	1,321
			1,479,468	1,438,300	97%	25,187	315,867	305,399	97%	5,377
NORTH DAKOTA: STATE TOTAL .....		653								
District Court .....	G	--	19,505	19,946	102%	2,987	25,279 <sup>1</sup>	24,157		(3,699)
County Probate Court .....	L	--	1,453	1,263	87%	223	11,955	11,527	96%	1,831
County Court with Increased Jurisdiction .....	L	--	88,459	88,685	100%	13,547	10,636	10,147	95%	1,629
County Justice Court .....	L	--		31,238		(686)	1,235 <sup>1</sup>	1,220		(187)
Municipal Court .....	L	--		52,602		(8,055)	NH	NH	NH	NH
OHIO: STATE TOTAL .....		10,797								
Court of Common Pleas .....	G	--	515,140	507,102	98%	4,771	661,698	645,917	98%	6,129
Municipal Court .....	L	--	2,109,395	2,092,497	99%	19,537	262,785	255,375	97%	2,434
County Court .....	L	--	239,152	237,085	99%	2,215	370,746	363,942	98%	3,434
Mayor's Court .....	L	--					25,696	24,226	94%	238
Court of Claims .....	L	--	2,471	2,374	96%	23	NH	NH	NH	NH
							2,471	2,374	96%	23



TABLE 14:  
Reported total trial court caseload, 1980. (continued)

State and court name	Jurisdiction	State population	State and court totals				Civil			
			Filled	Disposed	Dis-posed as % of population	Filled (dis-posed) per 100,000	Filled	Disposed	Dis-posed as % of population	Filled (dis-posed) per 100,000
<b>OKLAHOMA: STATE TOTAL</b> .....										
District Court .....	G	3,025	496,303	470,093	95%	16,407	198,849	202,894	93%	(6,707)
Municipal Criminal Court of Record .....	L	--					NH	NH	NH	NH
Municipal Court Not of Record .....	L	--					NH	NH	NH	NH
Workers' Compensation Court .....	L	--		17,801		(588)		17,801		(588)
Court of Tax Review .....	L	--	5	5	100%	1	5	5	100%	1
<b>OREGON: STATE TOTAL</b> .....										
Circuit Court .....	G	2,633	98,909			3,757	68,430	56,716 <sup>1</sup>		2,599
Tax Court .....	G	--	118	95	81%	4	118	95	81%	4
District Court .....	L	--	592,315	579,605	98%	22,496	85,795	82,956	97%	3,258
Justice Court .....	L	--								
County Court .....	L	--	271			10	181	149 <sup>1</sup>		7
Municipal Court .....	L	--					NH	NH	NH	NH
<b>PENNSYLVANIA: STATE TOTAL</b> .....										
Court of Common Pleas .....	G	11,887	5,380,065	320,926	88%	3,065	238,987	207,241	87%	2,010
District Justice Court .....	L	--	1,934,933	1,728,984	89%	16,278	196,171	190,612	97%	1,650
Philadelphia Municipal Court .....	L	--	145,367	142,572	98%	1,223	96,723	94,239	97%	814
Philadelphia Traffic Court .....	L	--	2,532,181	561,199	22%	21,302	NH	NH	NH	NH
Pittsburgh City Magistrate Court ..	L	--	403,278			3,393	2,174			18
<b>RHODE ISLAND: STATE TOTAL</b> .....										
Superior Court .....	G	947				1,225	7,158			756
Family Court .....	L	--	12,314			1,300	5,392			569
District Court .....	L	--					31,104	26,034	84%	3,284
Probate Court .....	L	--								
Municipal Court .....	L	--					NH	NH	NH	NH
<b>SOUTH CAROLINA: STATE TOTAL</b> .....										
Circuit Court .....	G	3,119	72,506	75,052	104%	2,325	38,359	41,330	108%	1,230
Family Court .....	L	--	53,184	53,138	100%	1,705	43,054	42,874	100%	1,380
Probate Court .....	L	--					NH	NH	NH	NH
Magistrate Court .....	L	--	621,266	620,860	100%	19,919	90,748	91,658	101%	2,910
Municipal Court .....	L	--	253,579	253,916	100%	8,130	NH	NH	NH	NH
<b>SOUTH DAKOTA:</b>										
Circuit Court .....	G	690	168,845			24,470	34,543			5,006
<b>TENNESSEE: STATE TOTAL</b> .....										
Circuit Court and Criminal Court ..	G	4,591	87,957	77,479	88%	1,916	53,398	47,977	90%	1,163
Chancery Court .....	G	--	35,755	32,535	91%	779	35,755	32,535	91%	779
Law and Equity Court .....	G	--	4,344	3,757	86%	95	4,344	3,757	86%	95
County Court .....	L	--								
General Sessions Court .....	L	--								
Probate Court .....	L	--								
Juvenile Court .....	L	--					NH	NH	NH	NH
Justice of the Peace Court .....	L	--								
Municipal Court .....	L	--					NH	NH	NH	NH
<b>TEXAS: STATE TOTAL</b> .....										
District Court and Criminal		14,228								
District Court .....	G	--	439,764	384,287	87%	3,091	333,854	289,315	87%	2,346
County Court at Law, Constitutional										
County Court, and Probate Court ..	L	--	454,361			3,193	149,712			1,052
Municipal Court .....	L	--					NH	NH	NH	NH
Justice of the Peace Court .....	L	--								
<b>UTAH: STATE TOTAL</b> .....										
District Court .....	G	1,461	33,434	27,994	84%	2,288	30,636	25,441	83%	2,097
Circuit Court .....	L	--	558,438 <sup>1</sup>	431,996 <sup>1</sup>	77%	38,223 <sup>1</sup>	51,889	41,507	80%	3,552
Justice Court .....	L	--								
Juvenile Court .....	L	--	34,940			2,392	NH	NH	NH	NH
<b>VERMONT: STATE TOTAL</b> .....										
Superior Court .....	G	511	123,554 <sup>1</sup>	118,949		(23,278)	24,282 <sup>J</sup>	23,567 <sup>J</sup>	97%	4,752 <sup>J</sup>
District Court .....	G	--	7,675 <sup>1</sup>	7,404		(1,449)	7,619 <sup>J</sup>	7,341 <sup>J</sup>	96%	1,491 <sup>J</sup>
Probate Court .....	L	--	111,402 <sup>1</sup>	107,569		(21,051)	12,186	12,250	101%	2,385
	L	--	4,477	3,976	89%	876	4,477	3,976	89%	876
<b>VIRGINIA: STATE TOTAL</b> .....										
Circuit Court .....	G	5,346	2,194,363	2,083,088	95%	41,047	714,957	665,882	93%	13,374
District Court .....	L	--	138,986	129,358	93%	2,600	78,732	71,859	91%	1,473
	L	--	2,055,377	1,933,730	95%	38,447	636,225	594,023	93%	11,901

Criminal															
Charging document				Defendant				Traffic				Juvenile			
Filed	Disposed	Filed (disposed) as % of population	Filed (disposed) per 100,000 of population	Filed	Disposed	Filed (disposed) as % of population	Filed (disposed) per 100,000 of population	Filed	Disposed	Filed (disposed) as % of population	Filed (disposed) per 100,000 of population	Filed	Disposed	Filed (disposed) as % of population	Filed (disposed) per 100,000 of population
62,291	55,959	90%	2,059	--	--	--	--	227,007	219,558	97%	7,504	8,156	9,488	116%	270
NH	NH	NH	NH	NH	NH	NH	NH	NH	NH	NH	NH	NH	NH	NH	NH
NH	NH	NH	NH	NH	NH	NH	NH	NH	NH	NH	NH	NH	NH	NH	NH
--	--	--	--	19,077	17,787	93%	725	NH	NH	NH	NH	11,492			436
Case number assigned:				NH	NH	NH	NH	NH	NH	NH	NH	11,402			433
NH	NH	NH	NH	NH	NH	NH	NH	NH	NH	NH	NH	NH	NH	NH	NH
Case number assigned:				96,356	92,021	96%	3,660	410,164	404,628	99%	15,578	NH	NH	NH	NH
Case number assigned:				NH	NH	NH	NH	NH	NH	NH	NH	NH	NH	NH	NH
NH	NH	NH	NH	NH	NH	NH	NH	NH	NH	NH	NH	90			3
Case number assigned:				NH	NH	NH	NH	NH	NH	NH	NH	NH	NH	NH	NH
--	--	--	--	655,568			5,315	4,147,092			34,888	43,350	43,079	99%	365
--	--	--	--	81,969	70,606	86%	690	NH	NH	NH	NH	43,350	43,079	99%	365
--	--	--	--	503,159	432,530	86%	4,232	1,235,603	1,105,842	89%	10,395	NH	NH	NH	NH
--	--	--	--	48,644	48,333	99%	409	NH	NH	NH	NH	NH	NH	NH	NH
NH	NH	NH	NH	NH	NH	NH	NH	2,532,181	561,199	22%	21,302	NH	NH	NH	NH
--	--	--	--	21,796			183	379,308			3,191	NH	NH	NH	NH
--	--	--	--	4,439			469	NH	NH	NH	NH	6,922			731
NH	NH	NH	NH	NH	NH	NH	NH	NH	NH	NH	NH	NH	NH	NH	NH
39,822 <sup>J</sup>			4,205 <sup>J</sup>	--	--	--	--	(J)			(J)	6,922			731
NH	NH	NH	NH	NH	NH	NH	NH	NH	NH	NH	NH	NH	NH	NH	NH
--	--	--	--	--	--	--	--	NH	NH	NH	NH	NH	NH	NH	NH
34,147	33,722	99%	1,095	--	--	--	--	NH	NH	NH	NH	NH	NH	NH	NH
NH	NH	NH	NH	NH	NH	NH	NH	NH	NH	NH	NH	NH	NH	NH	NH
NH	NH	NH	NH	NH	NH	NH	NH	NH	NH	NH	NH	NH	NH	NH	NH
Number of arrest warrants:				102,716			3,293	427,802			13,716	NH	NH	NH	NH
Number of arrest warrants:				94,250			3,022	159,329			5,108	NH	NH	NH	NH
--	--	--	--	--	--	--	--	117,310	113,380	97%	17,001	5,426			786
31,462			685	--	--	--	--	3,097			67	NH	NH	NH	NH
NH	NH	NH	NH	NH	NH	NH	NH	NH	NH	NH	NH	NH	NH	NH	NH
NH	NH	NH	NH	NH	NH	NH	NH	NH	NH	NH	NH	NH	NH	NH	NH
NH	NH	NH	NH	NH	NH	NH	NH	NH	NH	NH	NH	NH	NH	NH	NH
NH	NH	NH	NH	NH	NH	NH	NH	NH	NH	NH	NH	NH	NH	NH	NH
--	--	--	--	--	--	--	--					10,704	11,391	106%	75
--	--	--	--	97,016	85,483	88%	682	NH	NH	NH	NH	8,894	9,489	107%	63
--	--	--	--	208,160			1,463	94,679	89,743 <sup>J</sup>		665	1,810	1,902	105%	13
--	--	--	--									NH	NH	NH	NH
--	--	--	--									NH	NH	NH	NH
2,798	2,553	91%	192	--	--	--	--	NH	NH	NH	NH	25,803			1,766
34,465	29,590	86%	2,359	--	--	--	--	472,084 <sup>I</sup>	360,899 <sup>I</sup>	76%	32,312 <sup>I</sup>	NH	NH	NH	NH
												NH	NH	NH	NH
319			22	--	--	--	--	8,818			604	25,803			1,766
--	--	--	--	--	--	--	--	78,029	73,970	95%	15,270	1,257	1,265	101%	246
--	--	--	--	--	--	--	--	NH	NH	NH	NH	NH	NH	NH	NH
19,930 <sup>I</sup>	20,084		(3,930)	--	--	--	--	78,029	73,970	95%	15,270	1,257	1,265	101%	246
NH	NH	NH	NH	NH	NH	NH	NH	NH	NH	NH	NH	NH	NH	NH	NH
--	--	--	--	389,556	370,747	95%	7,287	957,743	924,643	97%	17,915	132,107	121,766	92%	2,471
Number of charges:				60,254	57,499	95%	1,127	NH	NH	NH	NH	NH	NH	NH	NH
Number of charges:				329,302	313,298	95%	6,160	957,743	924,643	97%	17,915	132,107	121,766	92%	2,471

(continued on next page)

TABLE 14:  
Reported total trial court caseload, 1980. (continued)

State and court name	Jurisdiction	State population	State and court totals			Civil				
			Filed	Disposed	Dis-posed as % of filed	Filed (dis-posed) per 100,000 population	Filed	Disposed	Dis-posed as % of filed	Filed (dis-posed) per 100,000 population
<b>WASHINGTON: STATE TOTAL</b> .....										
Superior Court .....	G	4,130	1,274,818	122,293	77%	30,867	231,000	88,923	75%	5,593
District Court .....	L	--	158,848			3,846	117,946			2,856
Municipal and Police Court .....	L	--	807,897			19,562	109,851			2,660
			308,073			7,459	3,203			78
<b>WEST VIRGINIA: STATE TOTAL</b> .....										
Circuit Court .....	G	1,950	59,706	57,436	96%	3,062	98,504	95,006	96%	5,051
Magistrate Court .....	L	--	312,591	277,322	89%	16,030	45,185	42,695	94%	2,317
Municipal Court .....	L	--					53,319	52,311	98%	2,734
							NH	NH	NH	NH
<b>WISCONSIN: STATE TOTAL</b> .....										
Circuit Court .....	G	4,705	392,334 <sup>1</sup>	358,579 <sup>1</sup>	91% <sup>1</sup>	8,339 <sup>1</sup>	218,974	194,725	89%	4,654
Municipal Justice Court .....	L	--					218,974	194,725	89%	4,654
							NH	NH	NH	NH
<b>WYOMING: STATE TOTAL</b> .....										
District Court .....	G	471	15,753			3,345	13,041			2,769
Justice of the Peace Court and County Court .....	L	--								
Municipal Court .....	L	--					NH	NH	NH	NH
<b>GUAM:</b>										
Superior Court .....	G	62	33,942	32,843	97%	54,745	5,900	6,341	107%	9,516
<b>PUERTO RICO: STATE TOTAL</b> .....										
Superior Court .....	G	3,207	128,002	128,506	100%	3,991	155,853	155,563	100%	4,860
District Court .....	L	--	164,184	166,482	101%	5,120	101,035	101,138	100%	3,150
Municipal Court .....	L	--					54,818	54,425	99%	1,709
Justices of the Peace .....	L	--					NH	NH	NH	NH
							NH	NH	NH	NH

Criminal															
Charging document				Defendant				Traffic				Juvenile			
Filed	Disposed	Dis-posed as % of popu-lation	Filed (dis-posed) per 100,000 of popu-lation	Filed	Disposed	Dis-posed as % of popu-lation	Filed (dis-posed) per 100,000 of popu-lation	Filed	Disposed	Dis-posed as % of popu-lation	Filed (dis-posed) per 100,000 of popu-lation	Filed	Disposed	Dis-posed as % of popu-lation	Filed (dis-posed) per 100,000 of popu-lation
--	--	--	--	169,683			4,109	851,163			20,609	22,972	18,150	79%	556
--	--	--	--	17,930	15,220	85%	434	NH	NH	NH	NH	22,972	18,150	79%	556
--	--	--	--	94,072			2,278	603,974			14,624	NH	NH	NH	NH
--	--	--	--	57,681			1,397	247,189			5,985	NH	NH	NH	NH
Number of warrants issued:				7,289	7,540	103%	374	NH	NH	NH	NH	7,232	7,201	100%	371
Number of warrants issued:				130,141	118,147	91%	6,674	129,131	106,864	83%	6,622	NH	NH	NH	NH
66,018	69,023	105%	1,403	--	--	--	--	94,448	81,968	87%	2,007	NH	NH	NH	NH
1,732	1,666	96%	368	--	--	--	--					980			208
								NH	NH	NH	NH	980			208
750	1,028	137%	1,210	--	--	--	--	26,649	24,432	92%	42,982	643	1,042	162	1,037
Number of charges:				21,421	21,373	101%	668	49,659	50,313	101%	1,548	5,546	5,795	104%	173
Number of charges:				59,707	61,744	103%	1,862	NH	NH	NH	NH	5,546	5,795	104%	173
								NH	NH	NH	NH	NH	NH	NH	NH
								NH	NH	NH	NH	NH	NH	NH	NH

Note: All data that are at least 90% complete are entered in the table. Blank spaces indicate that either the data were unavailable or less than 90% complete, or that the calculations were inappropriate. The "filed per 100,000 population" STATE TOTAL figure may not equal the sum of the individual state courts due to rounding.

NH = This case type is not handled by this court.

-- = Not applicable.

<sup>1</sup>Data are incomplete:

- Arizona--Superior Court--Civil filings do not include adoption data from Maricopa County, or mental health cases. Civil dispositions do not include adoption data from Maricopa County. Juvenile data do not include cases from Maricopa County.
- Justices of the Peace Court--Data were unavailable from St. John's Snowflake and Quartzsite Precincts. In addition, traffic figures also do not include data from the Northeast Phoenix Precinct.
- Arkansas--Municipal Court--753 cases could not be identified by case type for the court located in Salem; however, they are included in the court totals column.
- Delaware--Total state filings do not include complete data from the Alderman's Court.
- Iowa--Criminal and total state filings do not include preliminary hearings. Civil dispositions do not include "family in need of assistance" cases.
- Kansas--District Court--Total state dispositions do not include small claims, adoptions, mental health and other juvenile cases.
- Louisiana--Family Court and Juvenile Court--Total court filings do not include civil cases.
- Maine--District Court--Court totals and civil cases do not include support/custody data.
- Maryland--District Court--Court totals and criminal cases do not include any criminal cases except those adult offenses against juveniles.

- Massachusetts--District Court Department-- Traffic filings do not include DWI or "operating so as to endanger" cases. State totals do not include other criminal, or juvenile appeal cases.
- Minnesota--State totals do not include juvenile cases from the District Court.
- Nebraska--District Court total and criminal cases, and STATE TOTALS do not include data from Webster and Valley Counties.
- New Hampshire--District Court--Domestic violence petition data were supplied by only 18 of 41 court locations.
- North Dakota--County Justice Court-- Civil filings do not include mental health cases.
- Oregon--Circuit Court--Civil dispositions do not include adoption and mental health cases.
- County Court--Civil dispositions do not include adoption and mental health cases.
- Utah--Circuit Court-- Traffic data do not include parking cases for Murray.
- Vermont--District Court Criminal filings do not include sentence review only cases.
- Wisconsin--State totals do not include approximately one-third of the juvenile cases.

Explanation of data included in the category:

- Idaho--District Court--Civil data may include some juvenile appeals.
- Iowa-- Juvenile dispositions include "family in need of assistance" domestic relations cases.
- Massachusetts--District Court Department-- Criminal filings include some felonies and DWI cases.
- Nebraska--District Court-- Criminal cases include civil appeals.
- Rhode Island--District Court-- Criminal filings include traffic cases.
- Texas--County Court at Law-- Traffic dispositions include criminal appeals.
- Vermont--Superior Court-- Civil cases include criminal appeals.



TABLE 15: Civil filed and disposed for general jurisdiction, limited jurisdiction, and all trial courts, 1980.

Variations in court organization, subject matter jurisdiction, and case classification:

This table breaks the gross totals of Table 14 into the civil case classification. Because of the variations in court organization, subject matter jurisdiction, and case classification, comparisons of general jurisdiction and limited jurisdiction courts from state to state are seldom appropriate.

Lack of complete data (less than 90% complete from an individual court) is responsible for the large number of blanks in the "All trial courts" columns on this table, as well as for states missing from the table. In order for a state to be included in this table, it had to have complete filing or disposition data from all its trial courts.

Courts that do not break their caseload down into specific case types, do generally separate caseload into civil, criminal, and juvenile cases. (Traffic may be reported separately or it may be lumped into criminal caseload.)

Sources of data are found on the individual court profiles in Part II and in Appendix B.

Variations in counting cases do have an impact on total caseloads. If states are not counting cases at the same beginning and ending point, total caseload is not comparable.

Appropriate analyses:

All percentage calculations that were less than 1% but greater than 0% have been rounded up to 1%. All percentage calculations that were less than 0% but greater than -1% have been rounded down to -1%.

Disposed as a percent of filed. This measure represents the percent of the number of filed cases that the court was able to dispose. The percent is computed by dividing the number of cases filed by the number disposed and then multiplying by one hundred. A percent over one hundred indicates that the court disposed more cases than were filed, thus reducing pending caseload. A percent significantly less than one hundred indicates that the court is not keeping up with the volume of cases being filed.

Limitations on use:

Comparisons can be made between courts that count cases in the same way. The method of counting civil cases has the greatest influence over data reported.

Although data have been broken down into general and limited jurisdiction courts, this has been done to provide a flavor for the different workloads of the different levels of trial courts. Interstate comparisons should be restricted to all trial courts' figures.

**TABLE 15:**  
**Civil filed and disposed for general jurisdiction, limited jurisdiction, and all trial courts, 1980.**  
*Disposed as a percent of filed.*

State	General jurisdiction courts			Limited jurisdiction courts			All trial courts		
	Filed	Disposed	Disposed as a percent filed	Filed	Disposed	Disposed as a percent filed	Filed	Disposed	Disposed as a percent filed
Alaska.....	10,433	9,908	95%	14,172	11,262	79%	24,605	21,170	86%
California.....	548,442	414,093	76%	1,043,307	734,919	70%	1,591,749	1,149,012	72%
Colorado.....	107,613	97,181	90%	75,039	59,242	79%	182,652	156,423	86%
Connecticut.....	159,996			48,168			208,164		
Delaware.....	7,166	6,908	96%	39,774	38,867	98%	46,940	45,775	98%
District of Columbia.....	146,182	146,291	100%	--	--	--	146,182	146,291	100%
Florida.....	275,194	252,831	92%	229,310	201,033	88%	504,504	453,864	90%
Guam.....	5,900	6,341	107%	--	--	--	5,900	6,341	107%
Hawaii.....	24,800	22,003	89%	13,598	11,894	87%	38,398	33,897	88%
Idaho.....	53,223J	50,404J	95%J	--	--	--	53,223J	50,404J	95%J
Illinois.....	723,263	703,973	97%	--	--	--	723,263	703,973	97%
Indiana.....	239,920	223,003	93%	193,446	173,685	90%	433,366	396,688	92%
Iowa.....	195,032			--	--	--	195,032		
Kansas.....	117,037			NH	NH	--	117,037		
Kentucky.....	69,214	63,855	92%	113,897	90,757	80%	183,111	154,612	84%
Massachusetts.....	494,162			--	--	--	494,162		
Minnesota.....	20,975	15,202	72%	173,372	169,646	98%	194,347	184,848	95%
Missouri.....	221,135	192,283	87%	--	--	--	221,135	192,283	87%
North Carolina.....	77,575	71,785	93%	315,867	305,399	97%	393,442	377,184	96%
Ohio.....	262,785	255,375	97%	398,913	390,542	98%	661,698	645,917	98%
Oklahoma.....	198,849	185,088	93%		17,806			202,894	
Pennsylvania.....	238,987	207,241	87%	295,068	284,851	97%	534,055		
Puerto Rico.....	101,035	101,138	100%	54,818	54,425	99%	155,853	155,563	100%
South Dakota.....	34,543			--	--	--	34,543		
Vermont.....	19,805J	19,591J	99%J	4,477	3,976	89%	24,282J	23,567J	97%J
Virginia.....	78,732	71,859	91%	636,225	594,023	93%	714,957	665,882	93%
Washington.....	117,946	88,923	75%	113,054			231,000		
West Virginia.....	45,185	42,695	94%	53,319	52,311	98%	98,504	95,006	96%
Wisconsin.....	218,974	194,725	89%	NH	NH	--	218,974	194,725	89%

Note: State totals were included in this table only when all courts with civil jurisdiction within that state reported either complete filings and/or dispositions. Blank spaces indicate that the data were unavailable or incomplete, or the calculations were inappropriate.

NH = This case type is not handled in this court.

-- = Not applicable.

JExplanation of data included in the category:  
 Idaho--Data may include some juvenile appeals.  
 Vermont--General jurisdiction courts-- Civil appeal data include criminal appeals as well as some habeas corpus and postconviction remedy cases.

TABLE 16: Composition of civil case filings in general jurisdiction courts, 1980.

TABLE 17: Composition of civil case dispositions in general jurisdiction courts, 1980.

Variations in court organization and subject matter jurisdiction:

These two tables deal only with general jurisdiction courts. In states with a single-tier trial court (Idaho, Illinois, Iowa, South Dakota, District of Columbia, and Guam), all case types are heard in the general jurisdiction court. These courts are indicated by a "\*" before their state name. In all other states some of the trial court case types are heard in limited jurisdiction courts.

The individual court profiles for each state (found in Part II) must be consulted to determine whether the figures for an individual case type in these tables represent the complete caseload for that case type in the particular state.

Sources of data:

These are found in the individual court profiles in Part II and in Appendix B.

Variations in case classifications and definitions:

Courts that do not break their caseload down into specific case types do generally separate caseload into civil, criminal, and juvenile cases. (Traffic may be reported separately or it may be reported as a part of the criminal caseload.) Consequently, these two tables are easier to aggregate than later tables that show specific case types.

Those states that reported less than 90% of complete "total" data were excluded from these tables.

Appropriate analyses:

Data from these tables may be used to identify courts with similar jurisdiction and courts that handle similar volumes of cases. These data can also be used to compute the distribution of types of civil cases filed in each court. To compute the proportion of the total filings (dispositions) for each case type, divide the number of filings (dispositions) for each case type by the total filings (dispositions) for each court and multiply by 100.

Limitations on use:

Comparisons should not be made between courts in states with a single-tier trial court (marked with an "\*") and courts in states with both general and limited jurisdiction courts.

Comparisons can be made only between courts that use the same unit of count for counting civil cases. Since the data contained in these tables are taken from only the general jurisdiction courts, the organization charts for each state should be checked to determine whether or not other courts in the state also handle the specific case types before comparisons of volumes of specific case types are made.

**TABLE 16:**  
**Composition of civil case filings in general jurisdiction courts, 1980.**  
*State and court. Civil case categories.*

State and court title	Civil cases filed												
	Law	Tort	Contract	Small claims	Real property rights	Equity	Domestic relations	Estate	Mental health	Appeal	Other civil	Total civil	
Alabama--Circuit Court.....	(J)	(J)		NH			47,176		NH	(J)	29,287 <sup>J</sup>	76,463	
Alaska--Superior Court.....	NH	774	1,329	NH	227		6,021	855	200	163	864	10,433	
Arizona--Superior Court.....	37,463 <sup>J</sup>	(J)	(J)				45,818 <sup>f</sup>	8,281		(J)	(J)	91,562 <sup>l</sup>	
Arkansas--STATE TOTAL.....	30,041 <sup>J</sup>					7,356	30,113	7,649	1,303	(J)		76,462	
Circuit Court.....	30,041 <sup>J</sup>				NH		NH	NH	NH	(J)		30,041	
Chancery and Probate Court.....	NH	NH		NH	7,356		30,113	7,649	1,303	NH	NH	46,421	
California--Superior Court.....	NH	83,127		NH	2,507		175,675	64,256	3,579	12,366	206,392	548,442	
Colorado--STATE TOTAL.....	20,551	4,480			8,967		49,247	7,705	3,178	576	12,909	107,613	
District Court, Denver Superior Court, Denver Juvenile Court, and Denver Probate Court ....	20,551	4,480		NH	6,741		49,247	7,705	3,178	576	12,909	105,387	
Water Court.....	NH	NH	NH	NH	2,226	NH	NH	NH	NH	NH		2,226	
Connecticut--Superior Court.....	45,285 <sup>J</sup>	(J)	(J)	91,328	5,772		17,384			227	(J)	159,996	
Delaware--STATE TOTAL.....	2,095		(J)	NH	662 <sup>l</sup>	(J)	309	2,326	644	269	861 <sup>J</sup>	7,166	
Court of Chancery.....	NH	NH	(J)	NH	(J)	(J)		2,326			440 <sup>J</sup>	2,766	
Superior Court.....	2,095			NH	662	NH	309	NH	644	269	421	4,400	
*District of Columbia--Superior Court.....	6,121			19,617	105,845		8,597	3,188	910	210	1,694	146,182	
Florida--Circuit Court.....	NH	21,127	34,308	NH	15,644	NH	80,748	46,617	14,440	977	61,333	275,194	
Georgia--Superior Court.....							59,408 <sup>l</sup>				55,868 <sup>l</sup>	115,276 <sup>l</sup>	
*Guam--Superior Court.....	1,151			2,909	18		1,084	173			565	5,900	
Hawaii--STATE TOTAL.....	NH	1,396	1,770	NH	364	NH	14,487 <sup>J</sup>	1,960	(J)	34	4,081 <sup>J</sup>	24,800	
Circuit Court.....	NH	1,396	1,770	NH	260	NH	14,487 <sup>J</sup>	1,960	(J)		4,081 <sup>J</sup>	24,662	
Land Court.....	NH	NH	NH	NH	104	NH	NH	NH	NH	NH	NH	104	
Tax Appeal Court.....	NH	NH	NH	NH	NH	NH	NH	NH	NH	34	NH	34	
*Idaho--STATE TOTAL.....	NH	1,783	NH	14,323		NH	14,251	3,976		363 <sup>J</sup>	18,530	53,223 <sup>J</sup>	
District Court.....	NH	1,150	NH	0		NH	1,413	6		363 <sup>J</sup>	5,255	8,187 <sup>J</sup>	
Magistrates Division.....	NH	633	NH	14,323		NH	12,838	3,967		NH	13,275	45,036	
*Illinois--Circuit Court.....	227,565			183,036	581	29,560	112,766	34,591	9,167	117,900	8,097	723,263	
Indiana--Superior Court and Circuit Court.....	NH			40,192			NH	78,969	22,195		98,564	239,920	
*Iowa--District Court.....	NH			112,087			NH	1,051	23,452		58,442	195,032	
Kansas--District Court.....		5,438	37,849	15,045	10,229	NH	28,012	12,836	2,983	234	4,411	117,037	
Kentucky--Circuit Court.....	20,479			NH			37,427	NH	2,183 <sup>J</sup>	1,173	7,768	69,214	
Louisiana--District Court.....	NH			NH								161,884	
Maine--Superior Court.....	2,347	2,072	1,349	NH			2,525	NH	NH	213	89	8,595	
Maryland--Circuit Court.....	4,825	8,979	7,434	NH	3,993	10,180	46,423	700		3,337	424	86,295	
Massachusetts--STATE TOTAL.....	173,049 <sup>J</sup>			122,763 <sup>J</sup>	41,606 <sup>l</sup>		38,067 <sup>l</sup>	57,733 <sup>l</sup>	2,537 <sup>l</sup>	94 <sup>l</sup>	56,695 <sup>l</sup>	493,360	
Superior Court Department.....											31,786	31,786	
District Court Department.....	145,464 <sup>J</sup>			117,801 <sup>J</sup>	24,378		4,457		2,514	69		294,683	
Boston Municipal Court Department.....	27,585			2,983	691		225		23	25		33,150	
Land Court Department.....					8,857							8,857	
Probate and Family Court Department.....							33,385	57,733			24,909	116,027	
Housing Court Department.....				1,979	7,680							8,857	
Michigan--STATE TOTAL.....		18,483		NH			129,598			1,791 <sup>l</sup>	54,052 <sup>J</sup>	203,924 <sup>l</sup>	
Circuit Court.....	NH	18,483 <sup>J</sup>		NH			129,598			1,367	54,052 <sup>J</sup>	203,500	
Court of Claims.....	NH	NH	NH	NH	NH	NH	NH	NH	NH	424 <sup>l</sup>	NH	424 <sup>l</sup>	
Minnesota--District Court.....	20,697			NH				278	NH			20,975	
*Missouri--Circuit Court.....				16,511				12,130			192,494	221,135	
Montana--District Court.....	NH	1,557	6,511	NH	566	NH	9,096	3,515	506	142	5,379	27,272	
Nebraska--District Court.....				NH			17,613 <sup>l</sup>	NH	NH	(1)	10,384 <sup>l</sup>	27,997 <sup>l</sup>	
New Hampshire--Superior Court.....	6,702			NH		9,975 <sup>J</sup>	(J)	NH	NH			16,677	
New Jersey--Superior Court.....		48,065				4,424	27,079	903				80,471	
New Mexico--District Court.....												45,627	
New York--Supreme Court and County Court.....	NH	33,948		NH	194	NH	9,715	NH		9,135	15,217	68,209	
North Carolina--Superior Court....	13,075			(J)			(J)	34,670	(J)		29,830 <sup>J</sup>	77,575	
North Dakota--District Court.....	NH	773	4,179	NH	735	NH	3,136	49	NH	238	845	11,955	

TABLE 16:  
Composition of civil case filings in general jurisdiction courts, 1980. (continued)

State and court title	Civil cases filed											
	Law	Tort	Contract	Small claims	Real property rights	Equity	Domestic relations	Estate	Mental health	Appeal	Other civil	Total civil
Ohio--Court of Common Pleas.....	NH	21,398		NH		NH	97,142	78,743	9,052	2,789	53,661	262,785
Oklahoma--District Court.....	NH	8,000	25,617	85,298	8,529	NH	43,848	14,159	2,515	1,247	9,636	198,849
Oregon--STATE TOTAL.....	X			NH		X	29,292	6,584	3,593	118		68,548
Circuit Court.....	X			NH		X	29,292	6,584	3,593			68,430
Tax Court.....	X			NH		X		NH	NH	118		118
Pennsylvania--Court of Common Pleas.....							132,226	19,574	9,384		77,803	238,987
Puerto Rico--Superior Court.....	2,885	4,052	583	NH	8,491 <sup>J</sup>	NH	32,244	(J)	NH	67 <sup>I</sup>	52,713 <sup>J</sup>	101,035
Rhode Island--Superior Court.....				NH			NH	NH	NH	X	X	7,158
South Carolina--Circuit Court....							NH					38,359
*South Dakota--Circuit Court.....				16,432			4,034	4,223	599		9,255	34,543
Tennessee--STATE TOTAL.....	NH	11,170	8,398	NH	2,823		52,003	2,211	774	11,969	4,149	93,497
Circuit Court.....	NH	10,278	2,906	NH	795		29,142	105	344	8,341	1,487	53,398
Law and Equity Court.....	NH	351	345	NH	99		2,737	196	37	325	254	4,344
Chancery Court.....	NH	541	5,147	NH	1,929		20,124	1,910	393	3,303	2,408	35,755
Texas--District Court and Criminal District Court.....	NH	28,510	35,363	NH	908	NH	177,594			43,454	48,025	333,854
Utah--District Court.....		740		NH	179	NH	11,449	3,650	819	130	13,669	30,636
*Vermont--STATE TOTAL.....	7,299			7,541			4,194		463	285 <sup>J</sup>	23	19,805 <sup>J</sup>
Superior Court.....	3,970						3,341			285 <sup>J</sup>	23	7,619 <sup>J</sup>
District Court.....	3,329			7,541					463			12,186
Virginia--Circuit Court.....	27,748				1,075	13,176	34,047			2,686		78,732
Washington--Superior Court.....	NH	7,141	22,397	NH	8,730		48,774	14,189	5,720	1,946	9,049	117,946
West Virginia--Circuit Court.....							1,193		2,495	2,400	39,097	45,185
Wisconsin--Circuit Court.....	(J)	(J)		68,933 <sup>J</sup>	(J)		38,828	42,194	(J)	(J)	69,019 <sup>J</sup>	218,974
Wyoming--District Court.....				NH				2,139			10,902	13,041

Note: All available data from states that have total filings which are at least 90% complete were entered in this table. Blank spaces indicate that the data were unavailable or less than 90% complete. Other civil also includes extraordinary writ cases.

X = The data for this case type are known to be included in the total but were not available by category.

NH = This case type is not handled by this court.

\*These states have a single-tier trial court. These courts have no limited jurisdiction courts under them, so included in their caseload are cases that would be heard by limited jurisdiction courts elsewhere.

<sup>I</sup>Data are incomplete:

Arizona--Superior Court-- Domestic relations filings do not include adoption data for Maricopa County. Total civil cases do not include mental health cases, and do not include adoption data for Maricopa County.

Georgia--Superior Court--Data were unavailable from Cobb County. Massachusetts--STATE TOTAL--The Superior Court did not provide case type breakdowns.

Michigan--Court of Claims--Data do not include appeals under the Vietnam Era Bonus Section Act.

Nebraska--District Court-- Total civil does not include appeals. Data were unavailable for Webster and Valley Counties.

Puerto Rico--Superior Court-- Appeal data do not include appeals of trial court cases.

<sup>J</sup>Explanation of data in the category:

Alabama--Circuit Court-- Other civil includes law, auto tort, and civil appeals cases.

Arizona--Superior Court-- Law includes prayer under \$1,000, auto tort, non-auto tort, contract, eminent domain, unclassified civil and appeal cases.

Arkansas--Circuit Court-- Law includes trial de novo appeals.

Connecticut--Superior Court--Civil law cases include torts, contracts, collection cases, appeals of wills and estates in trust from the Probate Court.

Delaware--Superior Court-- Other civil includes contract, real property rights, and equity cases.

Hawaii--Circuit Court-- Domestic relations include mental health cases. Other civil includes some other criminal cases as well.

Idaho--District Court--Data may include some juvenile appeals.

Kentucky--Circuit Court-- Mental health data include some competency hearings.

Massachusetts--District Court Department--The law category includes some small claims cases.

Michigan--Circuit Court-- Other civil includes tort cases from Wayne County.

New Hampshire--Superior Court-- Equity includes domestic relations cases.

North Carolina--Superior Court-- Other civil includes real property, adoptions and mental health cases.

Puerto Rico--Superior Court-- Other civil includes some real property and estate case.

Vermont--Superior Court-- Appeal data include some criminal appeals, postconviction remedy and extraordinary writ cases.

Wisconsin--Circuit Court-- Other civil includes torts, real property rights, mental health, and appeals cases.

Small claims cases include uncontested cases in Milwaukee County.

TABLE 17:  
Composition of civil case dispositions in general jurisdiction courts, 1980.  
State and court. Civil case categories.

State and court title	Civil cases disposed											Total civil
	Law	Tort	Contract	Small claims	Real property rights	Equity	Domestic relations	Estate	Mental health	Appeal	Other civil	
Alabama--Circuit Court.....	(J)	(J)		NH			47,223		NH	(J)	27,236 <sup>J</sup>	74,459
Alaska--Superior Court.....		X	X		X		X	X	X	X	X	9,908
Arizona--Superior Court.....	34,452 <sup>J</sup>	(J)	(J)		(J)		45,021 <sup>I</sup>	6,950	1,009	(J)	(J)	87,432 <sup>I</sup>
Arkansas--Circuit Court.....	30,135 <sup>J</sup>				NH		NH	NH	NH	(J)		30,135
California--Superior Court.....		62,100		NH	1,246		145,517	60,944	3,628	11,355	129,303	414,093
Colorado--STATE TOTAL.....	15,834	3,458		NH	7,823		46,216	6,804	3,163	540	13,343	97,181
District Court, Denver Superior Court, Denver Juvenile Court, and Denver Probate Court.....	15,834	3,458		NH	5,378		46,216	6,804	3,163	540	13,343	94,736
Water Court.....	NH	NH	NH	NH	2,445	NH	NH	NH	NH	NH		2,445
Connecticut--Superior Court.....	45,731 <sup>J</sup>	(J)	(J)	1,196 <sup>I</sup>	5,827		18,003			238	(J)	69,915 <sup>I</sup>
Delaware--STATE TOTAL.....	1,886		(J)	NH	651 <sup>J</sup>	(J)	282	2,335	654	312	788 <sup>J</sup>	6,908
Court of Chancery.....		NH	(J)	NH	(J)	(J)		2,335			384 <sup>J</sup>	2,719
Superior Court.....	1,886			NH	651	NH	282	NH	654	312	404	4,189
*District of Columbia--Superior Court.....	5,778			19,004	107,930		8,924	2,156	906	88	1,505	146,291
Florida--Circuit Court.....	NH	19,820	29,119	NH	14,363		76,508	41,914	13,907	560	56,640	252,831
Georgia--Superior Court.....	NH						54,608 <sup>I</sup>	NH	NH		45,154 <sup>I</sup>	99,762 <sup>I</sup>
Guam--Superior Court.....	822			3,862	80		523	47			1,007	6,341
Hawaii--STATE TOTAL.....	NH	1,053	1,446	NH	249		13,680 <sup>J</sup>	1,999	(J)	21	3,555 <sup>J</sup>	22,003
Circuit Court.....	NH	1,053	1,446	NH	208		13,680 <sup>J</sup>	1,999	(J)		3,555 <sup>J</sup>	21,941
Land Court.....	NH	NH	NH	NH	41	NH	NH	NH	NH	NH	NH	41
Tax Appeal Court.....	NH	NH	NH	NH	NH	NH	NH	NH	NH	21	NH	21
*Idaho--STATE TOTAL.....	NH	1,651	NH	13,950		NH	13,576	3,928		325 <sup>J</sup>	16,974	50,404 <sup>J</sup>
District Court.....	NH	1,022	NH	2		NH	1,642	4		325 <sup>J</sup>	4,705	7,700 <sup>J</sup>
Magistrates Division.....	NH	629	NH	13,948		NH	11,934	3,924		NH	12,269	42,704
*Illinois--Circuit Court.....	185,172			177,991	620	32,749	120,083	35,512	9,340	136,261	6,245	703,973
Indiana--Superior Court and Circuit Court.....				40,166			75,164	20,621			87,052	223,003
*Iowa--District Court.....	NH			111,912		NH	977 <sup>I</sup>	21,846			53,754	188,489 <sup>I</sup>
Kentucky--Circuit Court.....	18,873						35,630		2,183 <sup>J</sup>	1,089	6,080	63,855
Maine--Superior Court.....	2,172	1,783	1,272	NH			2,031	NH	NH	240	120	7,618
Maryland--Circuit Court.....	4,469	7,850	5,617	NH	3,888	10,709	45,514	676		2,991	459	82,173
Massachusetts--STATE TOTAL.....	92,752 <sup>J</sup>			83,128 <sup>I</sup>	26,128 <sup>I</sup>		2,527 <sup>I</sup>		2,323 <sup>I</sup>	64 <sup>I</sup>	30,412	391,412
Superior Court Department.....											30,412	30,412
District Court Department.....	77,676 <sup>J</sup>			81,204 <sup>J</sup>	18,527		2,302		2,300	54	X	182,063
Boston Municipal Court Department.....	15,076			1,924	362		225		23	10		18,623
Land Court Department.....					7,234							7,234
Probate and Family Court Department.....												153,080
Michigan--STATE TOTAL.....		17,601 <sup>J</sup>		NH			123,682			1,504 <sup>I</sup>	47,378 <sup>J</sup>	190,165 <sup>I</sup>
Circuit Court.....		17,601 <sup>J</sup>		NH			123,682			1,152	47,378 <sup>J</sup>	189,813
Court of Claims.....		NH	NH	NH	NH		NH	NH	NH	352 <sup>I</sup>	NH	352 <sup>I</sup>
Minnesota--District Court.....	14,834			NH				368	NH			15,202
*Missouri--Circuit Court.....				13,881				11,890			166,512	192,283
Montana--District Court.....		X	X	NH	X		8,243	2,547	497	X	X	23,244
Nebraska--District Court.....				NH			15,496 <sup>I</sup>	NH	NH	(I)	9,124 <sup>I</sup>	24,620 <sup>I</sup>
New Hampshire--Superior Court....	8,644 <sup>I</sup>			NH		399 <sup>I</sup>	10,218 <sup>I</sup>	NH	NH	X	3,220 <sup>I</sup>	24,490
New Jersey--Superior Court.....	NH	47,025				4,420	28,643 <sup>I</sup>					81,048
New Mexico--District Court.....							X					44,999
New York--Supreme Court and County Court.....	NH	47,836		NH	309		10,320	NH		7,173	16,439	82,077
North Carolina--Superior Court....	11,767			NH	(J)		(J)	32,093	(J)		27,925 <sup>J</sup>	71,785
North Dakota--District Court.....		779	3,969	NH	775		4,940	17	NH	205	842	11,527
Ohio--Court of Common Pleas.....		21,568		NH			96,060	74,859	9,162	2,610	51,116	255,375
Oklahoma--District Court.....		6,572	21,641	86,415	7,268		40,125	11,769	2,539	994	7,765	185,088

(continued on next page)

TABLE 17:  
Composition of civil case dispositions in general jurisdiction courts, 1980. (continued)

State and court title	Civil cases disposed											Total civil	
	Law	Tort	Contract	Small claims	Real property rights	Equity	Domestic relations	Estate	Mental health	Appeal	Other civil		
Oregon--Circuit Court .....	X					X	25,127 <sup>1</sup>	6,104					56,716 <sup>1</sup>
Tax Court.....	X			NH		X				95			95
Pennsylvania--Court of Common Pleas.....							123,802	19,702	9,896		53,841		207,241
Puerto Rico--Superior Court.....	2,586	4,472	529	NH	8,685 <sup>J</sup>	NH	31,713	(J)	NH	96 <sup>1</sup>	53,057 <sup>J</sup>		101,138
South Carolina--Circuit Court.....							NH						41,350
Tennessee--STATE TOTAL.....		X	X	NH	X		X	X	X	X	X	X	84,269
Circuit Court.....		X	X	NH	X		X	X	X	X	X	X	47,977
Law and Equity Court.....		X	X	NH	X		X	X	X	X	X	X	3,757
Chancery Court.....		X	X	NH	X		X	X	X	X	X	X	32,535
Texas--District Court and Criminal District Court.....	NH	24,684	25,899	NH	676	X	164,082			24,573	49,401		289,315
Utah--District Court.....	X				X		X	2,599	958	90	X		25,441
*Vermont--STATE TOTAL.....	7,141			7,427			4,250		427	318 <sup>J</sup>	28		19,591 <sup>J</sup>
Superior Court.....	3,522						3,473			318 <sup>J</sup>	28		7,341 <sup>J</sup>
District Court.....	3,619			7,427			777		427				12,250
Virginia--Circuit Court.....	25,727				1,015	11,625	31,610		NH	1,882			71,859
Washington--Superior Court.....		6,355 <sup>1</sup>	18,744 <sup>1</sup>	NH	5,071 <sup>1</sup>		34,341 <sup>1</sup>	X	X	809 <sup>1</sup>	5,258 <sup>1</sup>		88,923
West Virginia--Circuit Court.....							1,166		2,335	2,317	36,877		42,695
Wisconsin--Circuit Court.....	(J)	(J)		67,473 <sup>J</sup>	(J)		31,465	31,679	(J)	(J)	64,108 <sup>J</sup>		194,725

Note: All available data from states that have total dispositions which are at least 90% complete are entered in this table. Blank spaces indicate that the data were unavailable, or less than 90% complete. Other civil also includes extraordinary writ cases.

Puerto Rico--Superior Court-- Appeal data do not include appeals of trial court cases.

Washington--Superior Court--Spokane was unable to provide data for the indicated case types. Domestic relations cases do not include adoptions.

X = The data for this case type are known to be included in the total.

<sup>J</sup>Explanation of data included in the category:

NH = This case type is not handled by the court.

Alabama--Circuit Court-- Other civil includes law, auto tort, and civil appeals cases.

\*These states have a single-tier trial court. These courts hear cases that would be heard by limited jurisdiction courts elsewhere.

Arizona--Superior Court-- Law includes prayer under \$1,000, auto tort, non-auto tort, contract, eminent domain, unclassified civil and appeals cases.

Arkansas--Circuit Court-- Law includes trial de novo appeals. Connecticut--Superior Court-- Law cases include torts, contracts, collection cases, appeals of wills and estates in trust from the Probate Court.

<sup>1</sup>Data are incomplete:

- Arizona--Superior Court-- Adoption data were unavailable for Maricopa County.
- Connecticut--Superior Court-- Small claims include approximately 1% of the small claims dispositions.
- Georgia--Superior Court--Data were unavailable from Cobb County.
- Iowa--District Court-- Domestic relations and total civil cases do not include "family in need of assistance" cases.
- Massachusetts--STATE TOTAL--Case type breakdowns were unavailable for the Superior Court Department, and no data were available for the Housing Court Department.
- Michigan--Court of Claims--Data do not include appeals under the Vietnam Era Bonus Section Act.
- Nebraska--District Court-- Total civil does not include appeals. Data were unavailable for Webster and Valley counties.
- New Hampshire--Superior Court--There were 2,009 civil cases that could not be identified by case type, but are included in the total.
- New Jersey--Superior Court--Data do not include contested adoptions.
- Oregon--Circuit Court-- Domestic relations does not include adoptions. Total civil does not include adoptions or mental health cases.

Delaware--Court of Chancery-- Other civil includes some equity, real property, and contract cases.

Hawaii--Circuit Court-- Domestic relations includes mental health cases. Other civil includes some other criminal cases as well.

Idaho--District Court--Data may include some juvenile appeals.

Kentucky--Circuit Court-- Mental health data include competency hearings.

Massachusetts--District Court Department--The law category includes some small claims cases.

Michigan--Circuit Court-- Other civil includes tort cases from Wayne County.

North Carolina--Superior Court-- Other civil includes some real property, adoptions and mental health cases.

Puerto Rico--Superior Court-- Other civil includes some real property and estate cases.

Vermont--Superior Court-- Appeals data include some criminal appeals, post conviction remedy and extraordinary writ cases.

Wisconsin--Circuit Court-- Other civil includes torts, real property rights, mental health, appeals and extraordinary writs. Small claims cases include uncontested cases in Milwaukee County.

TABLE 18: Tort caseload for trial courts, 1980.

TABLE 19: Contract caseload for trial courts, 1980.

TABLE 20: Small claims caseload for trial courts, 1980.

TABLE 21: Real property rights caseload for trial courts, 1980.

TABLE 22: Domestic relations caseload for trial courts, 1980.

TABLE 23: Estate caseload for trial courts, 1980.

TABLE 24: Mental health caseload for trial courts, 1980.

TABLE 25: Civil appeals caseload for trial courts, 1980.

---

Variations in court organization and subject matter jurisdiction:

Caseload in these tables are from both general jurisdiction and limited jurisdiction courts. The same case types may be handled in very different courts from state to state. Only state totals can be compared. To facilitate comparisons, the states in these tables have been grouped into three categories: those states where a court has exclusive jurisdiction over a case type and where it submitted complete data; those states where more than one court handles a case type and each court submitted complete data; and those states that reported incomplete data from any one of these courts with that case type jurisdiction.

The court organization charts in Part II should be consulted for a brief summary of the jurisdiction of each court.

Sources of data:

These are found in the individual court profiles in Part II and in Appendix B.

Variations in case classification and definitions:

The COSCA CSIM Committee has chosen to classify cases according to subject-matter rather than the remedy sought. This makes categories such as "law" and "equity" difficult to reclassify unless the particular court can report specifically the kinds of cases included.

Even with use of the Model Statistical Dictionary case definitions, the classifications vary from state to state. Domestic relations, for example, may include all family matters in some states while other states report only divorce actions as domestic relations cases.

Some states count support and custody matters in their juvenile caseload, whereas the classification used here places these matters in domestic relations caseload.

Only states reporting data that could be displayed in the specific case type are included in these tables, and then only if the data are 90% complete. Many courts do not break data down beyond the broad civil, criminal, traffic, and juvenile categories.

Variations in counting cases:

Caseload cannot be compared among courts that do not count cases at the same beginning and end point. Those states that do not count cases at the filing of the petition or complaint have been separated and placed at the bottom of each large jurisdiction grouping.

Appropriate analyses:

All percentage calculations that were less than 1% but greater than 0% have been rounded up

to 1%. All percentage calculations that were less than 0% but greater than -1% have been rounded down to -1%.

Disposed cases as percent of filed. This measure represents the percent of the number of filed cases of which the court was able to dispose. The percent is computed by dividing the number of cases filed by the number disposed and then multiplying by one hundred. A percent over one hundred indicates that the court disposed of more cases than were filed, thus reducing pending caseload. A percent significantly less than one hundred indicates that the court is not keeping up with the volume of cases being filed. This measure was not computed if the number of cases filed was less than ten or if the quantity of missing data (indicated by an "i" footnote in the profiles in Part II) made it inappropriate.

End pending cases as percent of filed. This figure gives the percent of the number of filed cases that were pending at the end of the year. This measure is computed by dividing the number of cases pending at the end of the year by the number of cases filed and then multiplying by one hundred. A value of one hundred percent indicates that the number of cases pending at the end of the year was equal to the number of cases filed during the year. A value higher than one hundred percent indicates a pending caseload larger than cases filed, while a value lower than one hundred percent indicates a pending caseload smaller than the number of cases filed. We expect this number to be low for case types such as traffic that have relatively quick disposition times, but it will be larger for torts and other case types that usually take longer to process. This percent was not computed if the number of cases filed was less than ten or if the quantity of missing data (indicated by an "i" footnote on the profiles in Part II) made it inappropriate.

Number change in pending caseload. This number gives the net increase or decrease in pending caseload for the court year by subtracting the number of cases pending at the beginning of the year from the number of cases pending at the end of the year. An alternative to this calculation, subtracting the number disposed from the number filed, was used when pending data were unavailable or incomplete. When this alternate formula was used, the resulting number was enclosed in parentheses. A positive number indicates that the pending caseload increased during the year while a negative number indicates that the pending caseload was reduced in size. Thus, a large negative change in pending cases indicates that the court is keeping the caseload current, while a large positive change in pending cases indicates that the court has not kept pace with its filings.



Percent change in pending caseload. This percentage indicates the change in pending cases relative to the number of cases pending at the beginning of the year, and is obtained by dividing the number change in pending caseload by the number of cases pending at the beginning of the year and then multiplying by one hundred. (This figure cannot be calculated if the alternative formula described above was used to calculate the number change in the pending caseload.) A high negative percent indicates that the court reduced its pending caseload significantly, while a high positive percent indicates that the pending caseload increased significantly. This measure was not computed if the number of beginning pending cases was less than ten or if the jurisdiction of the court changed significantly during the year.

Filed (disposed) per 100,000 population. The unit of state population used on all court caseload charts is 100,000. This measure compensates for variations in state population and gives a more realistic basis for comparison of caseloads among states of various sizes. If the number of filings was not available or was not complete (indicated by an "i" footnote in the profiles in Part II) but the number of dispositions was available, the number of cases disposed per unit of population was entered in

this column in place of the number of cases filed per population unit, and the use of this alternative quantity was indicated by enclosing it in parentheses. Population figures used in the criminal tables represent the total state population. If all other factors (court jurisdiction, case definition, etc.) are similar, the filed-per-unit-of-population statistic will permit direct comparisons among states of the number of filed cases. For civil cases in trial courts, this measure will indicate, among other things, the propensity to litigate among the citizens in a given state.

Limitations on use:

In these case type tables, only the STATE TOTALS can be compared in those states where more than one court has jurisdiction over the case type.

Comparisons can be made between the data reported for a state where an individual court has exclusive jurisdiction over the type of case and the STATE TOTALS for states where more than one court has jurisdiction. Comparisons can not be made for states reporting incomplete data. Comparisons should be made only between those cases that use the same unit of count for counting civil cases. (See Figure A for a listing of the groups of states that use the same unit of count for civil cases.)

**TABLE 18:**  
**Tort caseload for trial courts, 1980.**

*State population. Courts reporting tort (auto tort, professional tort, product liability tort, and other tort) caseload. Disposed and end pending as a percent of filed. Number and percent change in pending. Filed per 100,000 population.*

State and court title	State population in thousands	Begin pending	Filed	Disposed	End pending	As percent of filed		Change in pending		Filed (disposed) per 100,000 population
						Dis-posed	End pending	Number	Percent	
<b>COMPLETE STATE TOTALS</b>										
<b>Exclusive court jurisdiction:</b>										
Kansas--District Court .....	2,363		5,438							230
Oklahoma--District Court .....	3,025	8,875	8,000	6,572	10,313	82%	129%	1,438	16%	265
<b>Not exclusive court jurisdiction:</b>										
Hawaii--STATE TOTAL .....	965	3,922	2,300	1,736	4,486	75%	195%	564	14%	238
Circuit Court .....	--	2,413	1,396	1,053	2,756	75%	197%	343	14%	145
District Court .....	--	1,509	904	683	1,730	76%	191%	221	15%	94
Idaho--STATE TOTAL .....	944	2,155	1,783	1,651	2,287	93%	128%	132	6%	189
District Court .....	--	1,554	1,150	1,022	1,682	89%	146%	128	8%	122
Magistrate's Division .....	--	601	633	629	605	99%	96%	4	1%	67
Ohio--STATE TOTAL .....	10,797	33,542 <sup>i</sup>	41,360	41,634	33,187 <sup>i</sup>	101%		(-274)	-1%	383
Court of Common Pleas .....	--	23,010 <sup>i</sup>	21,398	21,568	22,759 <sup>i</sup>	101%		(-170)		198
County Court .....	--	158	471	379	250	80%	53%	92	58%	4
Municipal Court .....	--	10,374	19,491	19,687	10,178	101%	52%	-196	-2%	181
Puerto Rico--STATE TOTAL .....	3,207	8,955	5,913	6,536	8,332	111%	141%	-623	-7%	184
Superior Court .....	--	7,149	4,052	4,472	6,729	110%	166%	-420	-6%	126
District Court .....	--	1,806	1,861	2,064	1,603	111%	86%	-203	-11%	58
New Jersey--STATE TOTAL .....	7,364	65,511	66,914	67,084	65,341	100%	98%	-170	-1%	909
*Superior Court (Law Division and Chancery Division) .....	--	58,759	48,065	47,025	59,799	98%	124%	1,040	2%	653
County District Court .....	--	6,752	18,849	20,059	5,542	106%	29%	-1,210	-18%	256
<b>INCOMPLETE STATE TOTALS</b>										
Alaska--Superior Court .....	400		774							194
District Court .....	--		504							126
Magistrate's Court .....	--									
California--Superior Court .....	23,669		83,127	62,100		75%		(21,027)		351
Municipal Court .....	--									
Justice Court .....	--									
Colorado--District Court and Denver Superior Court .....	2,889		4,480	3,458		77%		(1,022)		155
County Court .....	--									
Florida--Circuit Court .....	9,740		21,127	19,820		94%		(1,307)		217
County Court .....	--									
Maine--Superior Court .....	1,125	3,251	2,072	1,783	3,540	86%	171%	289	9%	184
District Court .....	--									
Maryland--Circuit Court .....	4,218		8,979	7,850		87%		(1,129)		213
District Court .....	--									
Montana--District Court .....	787		1,557							198
Justice Court .....	--									
Municipal Court .....	--									
City Court .....	--									
New York--Supreme Court and County Court .....	17,557		33,948	47,836		141%		(-13,888)		193
Civil Court of the City of New York .....	--		21,693	28,770		133%		(-7,077)		124
Town and Village Justice Court .....	--									
District Court and City Court .....	--									
North Dakota--District Court .....	653		773	779		101%		(-6)		118
County Court with Increased Jurisdiction .....	--									
Tennessee--Circuit Court .....	4,591		10,278							224
Law and Equity Court .....	--		351							8
Chancery Court .....	--		541							12
Justice of the Peace Court .....	--									
General Sessions Court .....	--									

TABLE 18:  
Tort caseload for trial courts, 1980. (continued)

State and court title	State population in thousands	Begin pending	Filed	Disposed	End pending	As percent of filed		Change in pending		Filed (disposed) per 100,000 population
						Dis-posed	End pending	Number	Percent	
INCOMPLETE STATE TOTALS (con't)										
Texas--District Court .....	14,228	53,895	28,510	24,684	57,721	87%	202%	3,826	7%	200
County Court at Law and Constitutional County Court .....	--	16,059	9,988	9,634	16,413	96%	164%	354	2%	70
Justice of the Peace Court ..	--									
Utah--District Court .....	1,461		740							51
Circuit Court .....	--									
Justice Court .....	--									
Washington--Superior Court .....	4,130		7,141	6,355 <sup>1</sup>						173
Municipal and Police Court ..	--									
District Court .....	--									

Note: States were included in this table only when at least one court specifically provided data on the number of torts. States were excluded from this table when the number of torts could not be segregated from other civil actions in any of its courts. However, when one state court separated torts from other civil actions, and it was clear that other courts in that state had jurisdiction over civil actions with monetary damages that did not fall under the jurisdiction of a specific small claims structure, then the state was categorized as having incomplete state data. Blank spaces indicate that either the data were unavailable or less than 90% complete, or that the calculations were inappropriate.

\* = These courts do not use filing of a petition as the unit of count. Check the state profile to identify the specific unit of count.

<sup>1</sup>Data are incomplete:  
Ohio--Court of Common Pleas--Pending data were unavailable for wrongful deaths. This category represents 3% of the total filings.  
Washington--Superior Court--Spokane did not report disposition data for 1980.

**TABLE 19:**  
**Contract caseload for trial courts, 1980.**

*State population. Courts reporting contract caseload. Disposed and end pending as a percent of filed. Number and percent change in pending. Filed per 100,000 population.*

State and court title	State population in thousands	Begin pending	Filed	Disposed	End pending	As percent of filed		Change in pending		Filed (disposed) per 100,000 population
						Dis-posed	End pending	Number	Percent	
<b>COMPLETE STATE TOTALS</b>										
<b>Exclusive court jurisdiction:</b>										
Kansas--District Court .....	2,363		37,849							1,602
Oklahoma--District Court .....	3,025	25,500	25,617	21,641	29,476	84%	115%	3,976	16%	847
<b>Not exclusive court jurisdiction:</b>										
Hawaii--STATE TOTAL .....	965	7,392	11,042	9,856	8,578	89%	78%	1,186	16%	1,144
Circuit Court .....	--	2,324	1,770	1,446	2,648	82%	150%	324	14%	183
District Court .....	--	5,068	9,272	8,410	5,930	91%	64%	862	17%	961
<b>INCOMPLETE STATE DATA</b>										
Alaska--Superior Court .....	400		1,329							332
District Court (District Division) .....	--		3,033							758
District Court (Magistrate's Division).....	--									
Florida--Circuit Court .....	9,740		34,308	29,119		85%		(5,189)		352
County Court .....	--									
Maine--Superior Court .....	1,125	2,194	1,349	1,272	2,271	94%	168%	77	4%	120
District Court .....	--									
Maryland--Circuit Court .....	4,218		7,434	5,617		76%		(1,817)		176
District Court .....	--									
Montana--District Court .....	787		6,511							827
Justice Court, City Court and Municipal Court .....	--									
New York--Civil Court of the City of New York .....	17,557		15,137	15,939		105%		(-802)		86
Supreme Court and County Court .....	--									
Town and Village Justice Court .....	--									
District Court and City Court .....	--									
North Dakota--District Court ....	653		4,179	3,969		95%		(210)		640
County Court with Increased Jurisdiction .....	--									
County Justice Court .....	--									
Ohio--County Court .....	10,797	1,655	6,800	6,445	2,010	95%	30%	355	22%	63
Court of Common Pleas .....	--									
Municipal Court .....	--	62,189	196,276	192,288	66,177	98%	34%	3,988	6%	1,818
Puerto Rico--Superior Court .....	3,207	467	583	529	521	91%	89%	54	12%	18
District Court .....	--									
Tennessee--Circuit Court .....	4,591		2,906							63
Law and Equity Court .....	--		345							8
Chancery Court .....	--		5,147							112
General Sessions Court .....	--									
Justice of the Peace Court ..	--									
Texas--County Court at Law, Constitutional County Court, and Probate Court ..	14,228	47,623	34,020	29,863	51,780	88%	152%	4,157	9%	239
District Court .....	--	40,298	35,363	25,899	49,762	73%	141%	9,464	24%	249
Justice of the Peace Court ..	--									
Washington--Superior Court .....	4,130		22,397	18,744 <sup>1</sup>						542
Municipal and Police Court ..	--									
District Court .....	--									
New Jersey--County District Court .....	7,364	35,494	175,782	181,752	29,524	103%	17%	-5,970	-17%	2,387
*Superior Court .....	--									

Note: States were included in this table only when at least one court specifically provided data on the number of contracts. States were excluded from this table when the number of contracts could not be segregated from other civil actions in any of its courts. However, when one state court separated contracts from other civil actions, and it was clear that other courts in that state had jurisdiction over civil actions with monetary damages that did not fall under the jurisdiction of a specific small claims structure, then the state was categorized as having incomplete state data.

Blank spaces indicate that either the data were unavailable or less than 90% complete, or that the calculations were inappropriate.

\* = This court does not use filing of a petition as the unit of count. Check the state profile to identify the specific unit of count.

<sup>1</sup>Data are incomplete:  
 Washington--Superior Court--The court in Spokane did not report the number of contract cases for 1980.

**TABLE 20:**  
**Small claims caseload for trial courts, 1980.**

*State population. Courts reporting small claims caseload. Disposed and end pending as a percent of filed. Number and percent change in pending. Filed per 100,000 population.*

State and court title	State population in thousands	Begin pending	Filed	Disposed	End pending	As percent of filed		Change in pending		Filed (disposed) per 100,000 population
						Dis-posed	End pending	Number	Percent	
<b>COMPLETE STATE DATA</b>										
<b>Exclusive court jurisdiction:</b>										
Alabama--District Court .....	3,890	33,297	91,861	94,270	30,888	103%	34%	-2,409	-7%	2,361
Connecticut--Superior Court .....	3,108		91,328							2,938
Guam--Superior Court .....	62	4,380	2,909	3,862	3,427	133%	118%	-953	-22%	4,692
Hawaii--District Court .....	965	468	2,136	1,775	829	83%	39%	361	77%	221
Illinois--Circuit Court .....	11,418	46,772	183,036	177,991	51,848	97%	28%	5,076	11%	1,603
Iowa--District Court .....	2,913	14,222	112,087	111,912	14,397	100%	13%	175	1%	3,848
Kansas--District Court .....	2,363		15,045							637
Kentucky--District Court .....	3,661		30,169	26,487		88%		(3,682)		824
Maine--District Court .....	1,125		20,197	17,509		87%		(2,688)		1,795
Missouri--Circuit Court .....	4,917		16,511	13,881		84%		(2,630)		336
New Jersey--County District Court .....	7,364	8,315	44,873	46,458	6,730	104%	15%	-1,585	-19%	609
North Carolina--District Court ..	5,874		207,143	200,339		97%		(6,804)		3,526
Oklahoma--District Court.....	3,025	58,300	85,298	86,415	57,185	101%	67%	-1,115	-2%	2,820
Rhode Island--District Court ....	947		7,796	5,860		75%		(1,936)		823
South Dakota--Circuit Court .....	690		16,432	13,960		85%		(2,472)		2,381
Vermont--District Court .....	511	1,817	7,541	7,427	1,931	98%	26%	114	6%	1,476
Washington--District Court .....	4,130		30,422							737
*District of Columbia--Superior Court .....	638	1,792	19,617	19,004	2,405	97%	12%	613	34%	3,075
<b>Not exclusive court jurisdiction:</b>										
California--STATE TOTAL .....	23,669		543,945	395,417		73%		(148,528)		2,298
Justice Court .....	--		35,511	27,549		78%		(7,962)		150
Municipal Court .....	--		508,434	367,868		72%		(140,566)		2,148
Idaho--STATE TOTAL .....	944	4,361	14,323	13,950	4,734	97%	33%	373	9%	1,517
District Court .....	--	2	0	2	0			-2	-100%	
Magistrate's Division .....	--	4,359	14,323	13,948	4,734	97%	33%	375	9%	1,517
Minnesota--STATE TOTAL .....	4,077		103,686	105,856		102%		(-2,170)		2,543
County Court .....	--		55,878	56,334		101%		(-456)		1,371
Conciliation Court .....	--		47,808	49,522		104%		(-1,714)		1,173
Nebraska--STATE TOTAL .....	1,570		15,605							994
County Court .....	--		12,583	12,709		101%		(-126)		802
Municipal Court .....	--		3,022							193
Nevada--STATE TOTAL .....	799		16,806							2,103
Justice Court .....	--		16,416							2,055
Municipal Court .....	--		390							49
North Dakota--STATE TOTAL .....	653		6,923	6,629		96%		(294)		1,060
County Court with Increased Jurisdiction .....	--		5,697	5,479		96%		(218)		872
County Justice Court .....	--		1,226	1,150		94%		(76)		188
Ohio--STATE TOTAL .....	10,797	17,426	93,729	91,495	19,660	98%	21%	2,234	13%	868
County Court .....	--	1,435	12,885	12,338	1,982	96%	15%	547	38%	119
Municipal Court .....	--	15,991	80,844	79,157	17,678	98%	22%	1,687	11%	749
*New Hampshire--STATE TOTAL .....	921		27,816							3,020
*District Court .....	--		27,030							2,935
*Municipal Court .....	--		786							85

State and court title	State population in thousands	Begin pending	Filed	Disposed	End pending	As percent of filed		Change in pending		Filed (disposed) per 100,000 population
						Dis-posed	End pending	Number	Percent	
INCOMPLETE STATE DATA										
Alaska--District Court .....	400	8,386	8,964	7,316	6,688	82%	75%	-1,698	-20%	2,241
Magistrate's Court .....	--									
Colorado--County Court .....	2,889	2,981	13,036	10,769	5,248	83%	40%	2,267	76%	451
Denver Superior Court .....	--									
Delaware--Alderman's Court .....	595	75	361	356	80	99%	22%	5	7%	61
Justice of the Peace Court ..										
Indiana--Superior Court and										
Circuit Court .....	5,490		40,192	40,166		100%		(26)		732
County Court .....	--	24,028	71,256	67,176	28,108	94%	39%	4,080	17%	1,298
Small Claims Court of Marion										
County .....	--									
Massachusetts--District Court										
Department .....	5,737									
Housing Court Department ...	--		1,979							35
Boston Municipal Court										
Department .....	--		2,983	1,924		64%		(1,059)		52
Michigan--Common Pleas Court of										
Detroit .....	9,258									
District Court .....	--	9,426	101,424	97,869	12,981	96%	13%	3,555	38%	1,096
Municipal Court .....	--	0	0	0	0					
New York--District Court and										
City Court .....	17,557		45,276	45,175		100%		(101)		258
Town and Village Justice										
Court .....	--									
Civil Court of the City of										
New York .....	--									
Oregon--District Court .....	2,633	11,491	51,631	49,273	13,849	95%	27%	2,358	21%	1,961
Justice Court .....	--									
Pennsylvania--Philadelphia										
Municipal Court .....	11,887	3,977	50,955	48,608	6,324	95%	12%	2,347	59%	429
District Justice Court .....	--									
Utah--Circuit Court .....	1,461		23,095	20,050		87%		(3,045)		1,581
Justice Court .....	--									
Wisconsin--Circuit Court .....	4,705		68,933 <sup>i</sup>	67,473 <sup>i</sup>		98% <sup>i</sup>		(1,460) <sup>i</sup>		1,465 <sup>i</sup>

Note: Blank spaces indicate that either the data were unavailable or less than 90% complete, or that the calculations were inappropriate.

<sup>i</sup>Data are incomplete:

Wisconsin--Circuit Court--All data were available for Milwaukee County; however, only contested cases were available for the rest of the state.

\* = These courts do not use the filing of a petition or complaint as the unit of count. Check the state profile to identify the unit of count.

TABLE 21:

## Real property rights caseload for trial courts, 1980.

State population. Courts reporting real property rights caseload. Disposed and end pending as a percent of filed. Number and percent change in pending. Filed per 100,000 population.

State and court title	State population in thousands	Begin pending	Filed	Disposed	End pending	As percent of filed		Change in pending		Filed (disposed) per 100,000 population
						Dis-posed	End pending	Number	Percent	
<b>COMPLETE STATE DATA</b>										
<b>Exclusive court jurisdiction:</b>										
Alaska--Superior Court .....	400		227							57
Connecticut--Superior Court ...	3,108	749	5,772	5,827	694	101%	12%	-55	-7%	186
Guam--Superior Court .....	62	115	18	80	53	444%	294%	-62	-54%	29
Illinois--Circuit Court .....	11,418	1,138	581	620	1,110	107%	191%	-28	-2%	5
Kansas--District Court .....	2,363		10,229							433
Montana--District Court .....	787		566							72
Oklahoma--District Court .....	3,025	5,870	8,529	7,268	7,117	85%	83%	1,247	21%	282
Washington--Superior Court ....	4,130		8,730	5,071						211
*District of Columbia--Superior Court .....	638	7,418	105,845	107,930	5,333	102%	5%	-2,085	-28%	16,590
<b>Not exclusive court jurisdiction:</b>										
Colorado--STATE TOTAL .....	2,889		8,967	7,823		87%		(1,144)		310
District Court, Denver Superior Court and Denver Probate Court .....	--		6,741	5,378		80%		(1,363)		233
Water Court .....	--	4,017	2,226	2,445	3,788	110%	170%	-229	-6%	77
Hawaii--STATE TOTAL .....	965	1,481	1,402	1,147	1,736	82%	124%	255	17%	145
Circuit Court .....	--	290	260	208	342	80%	132%	52	18%	27
Land Court .....	--	10	104	41	73	39%	70%	63	630%	11
District Court .....	--	1,181	1,038	898	1,321	87%	127%	140	12%	108
Maryland--STATE TOTAL .....	4,218		327,002							7,753
Circuit Court .....	--		3,993	3,888		97%		(105)		95
District Court .....	--		323,009							7,658
Puerto Rico--STATE TOTAL .....	3,207	6,816	9,078	9,295	6,599	102%	73%	-217	-3%	283
Superior Court .....	--	6,458	8,491	8,685	6,264	102%	74%	-194	-3%	265
District Court .....	--	358	587	610	335	104%	57%	-23	-6%	18
<b>INCOMPLETE STATE DATA</b>										
California--Superior Court ....	23,669		2,507	1,246		50%		(1,261)		11
Municipal Court .....	--									
Justice Court .....	--									
Delaware--Superior Court .....	559	464	662	651	475	98%	72%	11	2%	111
Court of Common Pleas .....	--									
Florida--Circuit Court .....	9,740		15,644	14,363		92%		(1,281)		161
County Court .....	--									
Massachusetts--Housing Court Department .....	5,737		7,680							134
Land Court Department .....	--	14,533	8,857	7,234	16,156	82%	182%	1,623	11%	154
District Court Department .....	--		24,378	18,527		76%		(5,851)		425
Superior Court Department .....	--									
Boston Municipal Court Department .....	--		691	362		52%		(329)		12
Michigan--Common Pleas Court of Detroit .....	9,258			36,935						(399)
District Court .....	--	6,461	76,463	75,637	7,287	99%	10%	826	13%	826
Municipal Court .....	--	25	313	291	47	93%	15%	22	88%	3
Probate Court .....	--									
Nebraska--County Court .....	1,570		138	149		108%		(-11)		9
District Court .....	--									
Nevada--Justice Court .....	799		7,034							880
District Court .....	--									
New York--Supreme Court and County Court .....	17,557		194	309		159%		(-115)		1
Civil Court of the City of New York .....	--		106,839	104,767		98%		(2,072)		609
District Court .....	--									
Court of Claims .....	--									
Town and Village Justice Court .....	--									

State and court title	State population in thousands	Begin pending	Filed	Disposed	End pending	As percent of filed		Change in pending		Filed (disposed) per 100,000 population
						Dis-posed	End pending	Number	Percent	
INCOMPLETE STATE DATA (con't)										
North Dakota--District Court ..	653		735	775		105%		(-40)		113
County Court with Increased Jurisdiction ..	--									
Ohio--County Court .....	10,797	342	2,708	2,542	508	94%	19%	166	49%	25
Municipal Court .....	--	16,504	55,401	54,425	17,480	98%	32%	976	6%	513
Court of Common Pleas .....	--									
Court of Claims .....	--									
Pennsylvania--Philadelphia Municipal Court .....	11,887	1,212	18,683	18,886	1,009	101%	5%	-203	-17%	157
Pittsburgh City Magistrates .....	--		2,174							18
District Justice Court ....	--									
Court of Common Pleas .....	--									
Tennessee--Circuit Court .....	4,591		795							17
Law and Equity Court .....	--		99							2
Chancery Court .....	--		1,929							42
General Sessions Court ....	--									
Justice of the Peace Court.	--									
Texas--County Court at Law ....	14,228									
District Court .....	--	1,139	908	676	1,371	74%	151%	232	20%	6
Utah--District Court .....	1,461		179							12
Circuit Court .....	--									
Virginia--Circuit Court .....	5,346		1,075	1,015		94%		(60)		20
District Court .....	--									
*New Hampshire--District Court .	921		2,115							230
Municipal Court .....	--		10							1
Superior Court .....	--									
New Jersey--County District Court .....	7,364	7,942	114,413	117,452	4,903	103%	4%	-3,039	-38%	1,554
*Superior Court .....	--									

Note: Blank spaces indicate that either the data were unavailable or less than 90% complete, or that the calculations were inappropriate.

<sup>1</sup>Data are incomplete: Washington--Superior Court--Data were unavailable from Spokane.

\* ■ These courts do not use filing of a petition or complaint as the unit of count. Check the state profile to identify the specific unit of count.



TABLE 22:

## Domestic relations caseload for trial courts, 1980.

State population. Courts reporting domestic relations caseload. Disposed and end pending as a percent of filed.  
Number and percent change in pending. Filed per 100,000 population.

State and court title	State population in thousands	Begin pending	Filed	Disposed	End pending	As percent of filed		Change in pending		Filed (dis- posed) per 100,000 population
						Dis- posed	End pending	Number	Percent	
<b>COMPLETE STATE TOTALS</b>										
<b>Exclusive court jurisdiction:</b>										
Alabama--Circuit Court .....	3,890	14,550	47,176	47,223	14,503	100%	31%	-47	-1%	1,213
Alaska--Superior Court .....	400		6,021							1,505
California--Superior Court ....	23,669		175,675	145,517		83%		(30,158)		742
Florida--Circuit Court .....	9,740		80,748	76,508		95%		(4,240)		829
Guam--Superior Court .....	62	1,154	1,084	523	1,715	48%	158%	561	49%	1,748
Hawaii--Circuit Court .....	965	11,906 <sup>j</sup>	14,487 <sup>j</sup>	13,680 <sup>j</sup>	13,950 <sup>j</sup>	94% <sup>j</sup>	96% <sup>j</sup>	2,044 <sup>j</sup>	17% <sup>j</sup>	1,501 <sup>j</sup>
Idaho--DISTRICT COURT TOTAL ...	944	8,112	14,251	13,576	8,787	95%	62%	675	8%	1,510
District Division .....	--	1,597	1,413	1,642	1,368	116%	97%	-229	-14%	150
Magistrate's Division .....	--	6,515	12,838	11,934	7,419	93%	58%	904	14%	1,360
Illinois--Circuit Court .....	11,418	65,710	112,766	120,083	56,779	106%	50%	-8,931	-14%	988
Iowa--District Court .....	2,913		1,051	977 <sup>i</sup>						36
Kansas--District Court .....	2,363	9,433 <sup>i</sup>	28,012	25,604 <sup>i</sup>	9,685 <sup>i</sup>			252 <sup>i</sup>	3% <sup>i</sup>	1,185
Kentucky--Circuit Court .....	3,661		37,427	35,630			95%	(1,797)		1,022
Maryland--Circuit Court .....	4,218		46,423	45,514		98%		(909)		1,101
Montana--District Court .....	787	4,126	9,096	8,243	4,979	91%	55%	853	21%	1,156
North Carolina--District Court ..	5,874		59,858	56,883		95%		(2,975)		1,019
North Dakota--District Court ..	653		3,136	4,940		158%		(-1,804)		480
Ohio--Court of Common Pleas ...	10,797	26,751 <sup>i</sup>	97,142	96,060	27,749 <sup>i</sup>	99%		(1,082)		900
Oklahoma--District Court .....	3,025	27,174	43,848	40,125	30,897	92%	70%	3,723	14%	1,450
Pennsylvania--Court of Common Pleas .....	11,887	33,632	132,226	123,802	43,881	94%	33%	10,249	31%	1,112
South Dakota--Circuit Court ...	690		4,034							585
Utah--District Court .....	1,461		11,449							784
Washington--Superior Court ....	4,130		48,774	34,341 <sup>i</sup>						1,181
West Virginia--Circuit Court ..	1,950	322	1,193	1,166	349	98%	29%	27	8%	61
Wisconsin--Circuit Court .....	4,705		38,828	31,465		81%		(7,363)		825
*District of Columbia--Superior Court .....	638	9,077	8,597	8,924	8,750	104%	102%	-327	-3%	1,347
<b>Not exclusive court jurisdiction:</b>										
Arkansas--STATE TOTAL .....	2,286		31,741							1,388
Chancery and Probate Court .....	--	18,044 <sup>i</sup>	30,113	32,093 <sup>i</sup>	14,444 <sup>i</sup>			(-3,600) <sup>i</sup>	-20% <sup>i</sup>	1,317
County Court .....	--		1,628							71
Colorado--STATE COURT .....	2,889		49,247	46,216		94%		(3,031)		1,705
District Court and Denver Juvenile Court .....	--		49,247	46,216		94%		(3,031)		1,705
Connecticut--STATE TOTAL .....	3,108		20,254							652
Superior Court .....	--	12,064	17,384	18,003	11,445	104%	66%	-619	-5%	559
Probate Court .....	--		2,870							92
Delaware--STATE TOTAL .....	595		15,690							2,637
Superior Court .....	--	181	309	282	208	91%	67%	27	15%	52
Family Court .....	--		15,381							2,585
Oregon--STATE TOTAL .....	2,633		29,300							1,113
Circuit Court .....	--	13,164 <sup>i</sup>	29,292	26,127 <sup>i</sup>	14,140 <sup>i</sup>			976 <sup>i</sup>	7% <sup>i</sup>	1,112
County Court .....	--		8							1
Puerto Rico--STATE TOTAL .....	3,207	13,255	35,401	34,827	13,829	98%	39%	574	4%	1,104
Superior Court .....	--	12,913	32,244	31,713	13,444	98%	42%	531	4%	1,005
District Court .....	--	342	3,157	3,114	385	99%	12%	43	13%	98
Texas--STATE TOTAL .....	14,228	110,389	179,814	165,949	124,254	92%	69%	13,865	13%	1,264
District Court .....	--	109,412	177,594	164,082	122,924	92%	69%	13,512	12%	1,248
County Court at Law .....	--	977	2,220	1,867	1,330	84%	60%	353	36%	16
Vermont--STATE TOTAL .....	511	3,134	5,409	5,485	3,058	101%	57%	-76	-2%	1,059
Superior Court .....	--	2,860	3,341	3,473	2,728	104%	82%	-132	-5%	654
District Court .....	--	104	853	777	180	91%	21%	76	73%	167
Probate Court .....	--	170	1,215	1,235	150	102%	12%	-20	-12%	238

State and court title	State population in thousands	Begin pending	Filed	Disposed	End pending	As percent of filed		Change in pending		Filed (disposed) per 100,000 population
						Dis-posed	End pending	Number	Percent	
<b>COMPLETE STATE TOTALS (con't)</b>										
Virginia--STATE TOTAL .....	5,346		97,257	85,878		88%		(11,379)		1,819
Circuit Court .....	--		34,047	31,610		93%		(2,437)		637
District Court .....	--		63,210	54,268		86%		(8,942)		1,182
New Jersey--STATE TOTAL .....	7,364	14,709 <sup>i</sup>	107,212	109,491 <sup>i</sup>	12,377 <sup>i</sup>			-2,332 <sup>i</sup>	-16% <sup>i</sup>	1,456
*Superior Court (Chancery Division) .....	--	7,272 <sup>i</sup>	27,079	28,643 <sup>i</sup>	5,655 <sup>i</sup>			-1,617 <sup>i</sup>	-22% <sup>i</sup>	368
Juvenile and Domestic Relations Court.....	--	7,437	80,133	80,848	6,722	101%	8%	-715	-10%	1,088
<b>INCOMPLETE STATE DATA</b>										
Arizona--Superior Court .....	2,718	24,223 <sup>i</sup>	45,818 <sup>i</sup>	45,021 <sup>i</sup>	25,020 <sup>i</sup>	98% <sup>i</sup>	55% <sup>i</sup>	797 <sup>i</sup>	3% <sup>i</sup>	1,686 <sup>i</sup>
Georgia--Superior Court .....	5,464	44,222 <sup>i</sup>	59,408 <sup>i</sup>	54,608 <sup>i</sup>	42,839 <sup>i</sup>	92% <sup>i</sup>	72% <sup>i</sup>	-1,383 <sup>i</sup>	-3% <sup>i</sup>	1,087 <sup>i</sup>
Indiana--Superior Court and Circuit Court.....	5,490	55,798	78,969	75,164	59,603	95%	75%	3,805	7%	1,438
Probate Court .....	--									
Maine--Superior Court .....	1,125	1,787	2,525	2,031	2,281	80%	90%	494	28%	224
District Court .....	--									
Probate Court .....	--									
Massachusetts--Probate and Family Court Department .....	5,737		33,385							582
Superior Court Department .....	--									
District Court Department .....	--		4,457	2,302		52%		(2,155)		78
Boston Municipal Court Department .....	--		225	225		100%		(0)		4
Michigan--Circuit Court .....	9,258	52,165	129,598	123,682	58,081	95%	45%	5,916	11%	1,400
Probate Court .....	--									
Minnesota--County Court .....	4,077	4,643 <sup>i</sup>	23,923	22,323	6,651 <sup>i</sup>	93%		(1,600)		587
District Court .....	--									
Nebraska--District Court .....	1,570		17,613 <sup>i</sup>	15,496 <sup>i</sup>		88% <sup>i</sup>		(2,117) <sup>i</sup>		1,122 <sup>i</sup>
County Court .....	--		1,180	1,196		101%		(-16)		75
Separate Juvenile Court .....	--									
New York--Supreme Court .....	17,557	3,868	9,715	10,320	3,263	106%	34%	-605	-16%	55
Family Court .....	--	35,357	279,836	268,528	46,020	96%	16%	10,663	30%	1,594
Surrogate's Court .....	--			3,039						(17)
Rhode Island--Family Court .....	947		5,392							569
Probate Court .....	--									
Tennessee--Circuit Court .....	4,591		29,142							635
Law and Equity Court .....	--		2,737							60
Chancery Court .....	--		20,124							438
General Sessions Court .....	--									
Justice of the Peace Court.....	--									
*New Hampshire--Superior Court .....	921			13,438 <sup>i</sup>						(1,459) <sup>i</sup>
*Probate Court .....	--		2,663							289
*District Court .....	--									

Note: All available data that are at least 90% complete are entered in the table. Blank spaces indicate that either the data were unavailable or less than 90% complete, or that the calculations were inappropriate.

\* = These courts do not use filing of a petition or complaint as the unit of count. Check the state profile to identify the specific unit of count.

<sup>i</sup>Data are incomplete:

Arizona--Superior Court--Data do not include adoption cases from Maricopa County.  
Arkansas--Chancery and Probate Court--Disposed and pending totals do not include adoption cases which represent less than 6% of the filings.  
Georgia--Superior Court--Data were unavailable from Cobb County.  
Iowa--District Court--Dispositions do not include "family in need of assistance" cases, which represent approximately 5% of the filings.  
Kansas--District Court--Pending and disposed figures do not include adoption cases.

Minnesota--County Court--Pending data do not include "termination of parental rights cases" that represent 2% of the filings.

Nebraska--District Court--Data were unavailable from Webster and Valley Counties.

New Hampshire--Superior Court--2,009 civil cases could not be identified by case type.

New Jersey--Superior Court--Pending and disposed figures do not include contested adoption cases which represent less than 1% of the filings.

Ohio--Court of Common Pleas--Pending data were not reported for adoptions or birth records which represent slightly less than 10% of the filings.

Oregon--Circuit Court--Pending and disposition figures do not include adoption cases which represent 7% of the filings.

Washington--Superior Court--Incomplete disposition data were reported for Spokane.

<sup>j</sup>Explanation of data included in the category:

Hawaii--Circuit Court--Domestic relations includes mental health cases.

TABLE 23:

## Estate caseload for trial courts, 1980.

State population. Courts reporting estate caseload. Disposed and end pending as a percent of filed. Number and percent change in pending. Filed per 100,000 population.

State and court title	State population in thousands	Begin pending	Filed	Disposed	End pending	As percent of filed		Change in pending		Filed (disposed) per 100,000 population
						Dis-posed	End pending	Number	Percent	
<b>COMPLETE STATE DATA</b>										
<b>Exclusive court jurisdiction:</b>										
Alaska--Superior Court .....	400		855							214
Arizona--Superior Court .....	2,718	25,489	8,281	6,950	26,820	84%	324%	1,331	5%	305
Arkansas--Chancery and Probate Court .....	2,286		7,649							335
California--Superior Court ....	23,669		64,256	60,944		95%		(3,312)		272
Connecticut--Probate Court ....	3,108		43,770							1,408
Delaware--Court of Chancery ...	595	6,829	2,326	2,335	6,820	100%	293%	-9	-1%	391
Florida--Circuit Court .....	9,740		46,617	41,914		90%		(4,703)		479
Guam--Superior Court .....	62	1,077	173	47	1,203	27%	695%	126	12%	279
Hawaii--Circuit Court .....	965	7,732	1,960	1,999	7,693	102%	392%	-39	-1%	203
Idaho--District Court Total ...	944	4,616	3,973	3,928	4,661	99%	117%	45	1%	421
District Court Division ...	--	11	6	4	13	67%	217%	2	18%	1
Magistrate's Division ....	--	4,605	3,967	3,924	4,648	99%	117%	43	1%	420
Illinois--Circuit Court .....	11,418	86,933	34,591	35,512	100,677	103%	291%	13,744	16%	303
Iowa--District Court .....	2,913		23,452	21,846		93%		(1,606)		805
Kansas--District Court .....	2,363		12,836	10,170		79%		(2,666)		543
Massachusetts--Probate and Family Court Department ....	5,737		57,733							1,006
Missouri--Circuit Court .....	4,917		12,130	11,890		98%		(240)		247
Montana--District Court .....	787	5,527	3,515	2,547	6,495	72%	185%	968	18%	447
Nebraska--County Court .....	1,570		10,390	14,663		141%		(-4,273)		662
North Carolina--Superior Court.	5,874	47,957	34,670	32,093	50,534	93%	146%	2,577	5%	590
Ohio--Court of Common Pleas ...	10,797	79,736 <sup>†</sup>	78,743	74,859	83,704 <sup>†</sup>	95%		(3,884)		729
Oklahoma--District Court .....	3,025	17,848	14,159	11,769	19,788	83%	140%	1,940	11%	468
Pennsylvania--Court of Common Pleas .....	11,887	1,469	19,574	19,702	1,449	101%	7%	-20	-1%	165
South Dakota--Circuit Court ...	690		4,223							612
Utah--District Court .....	1,461		3,650	2,599		71%		(1,051)		250
Vermont--Probate Court .....	511	11,001 <sup>†</sup>	2,699	2,168	11,532 <sup>†</sup>	80%		531 <sup>†</sup>		528
Washington--Superior Court ....	4,130		14,189							344
Wisconsin--Circuit Court .....	4,705		42,194	31,679		75%		(10,515)		897
Wyoming--District Court .....	471		2,139							454
*District of Columbia--Superior Court .....	638	3,619	3,188	2,156	4,651	68%	146%	1,032	29%	500
*New Hampshire--Probate Court ..	921		13,210							1,434
<b>Not exclusive court jurisdiction:</b>										
Colorado--STATE TOTAL .....	2,889		7,705	6,804		88%		(901)		267
District Court and Denver Probate Court .....	2,889		7,705	6,804		88%		(901)		267
Indiana--STATE TOTAL .....	5,490	77,470	27,331	25,928	78,873	95%	289%	1,403	2%	498
Superior Court and Circuit Court .....	--	66,513	22,195	20,621	68,087	93%	307%	1,574	2%	404
Probate Court .....	--	10,957	5,136	5,307	10,786	103%	210%	-171	-2%	94
North Dakota--STATE TOTAL .....	653		3,321	2,818		85%		(503)		509
District Court .....	--		49	17		35%		(32)		8
County Court with Increased Jurisdiction .....	--		1,819	1,538		85%		(281)		279
County Probate Court .....	--	3,803	1,453	1,263	3,993	87%	275%	190	5%	223
Oregon--STATE TOTAL .....	2,633	15,490	6,807	6,303	15,994	93%	235%	504	3%	259
Circuit Court .....	--	15,023	6,584	6,104	15,503	93%	235%	480	3%	250
District Court .....	--	84	53	50	87	94%	164%	3	4%	2
County Court .....	--	383	170	149	404	88%	238%	21	5%	6
Minnesota--STATE TOTAL* .....	4,077	24,004	15,959	14,822	21,709	93%	136%	-2,295	-10%	392
County Court* .....	--	15,028	10,672	10,867	13,362	102%	125%	-1,666	-11%	262
District Court* .....	--	490	278	368	395	132%	142%	-95	-19%	7
Probate Court* .....	--	8,486	5,009	3,587	7,952	72%	159%	-534	-6%	123

State and court title	State population in thousands	Begin pending	Filed	Disposed	End pending	As percent of filed		Change in pending		Filed (disposed) per 100,000 population
						Dis-posed	End pending	Number	Percent	
<b>INCOMPLETE STATE DATA</b>										
Kentucky--District Court .....	3,661		26,711	20,748		78%		(5,963)		730
Circuit Court .....	--									
Maryland--Circuit Court .....	4,218		700	676		97%		(24)		17
Orphan's Court .....	--									
New York--Family Court .....	17,557	296	619	665	250	107%	40%	-46	-16%	4
Surrogates' Court .....	--									
Tennessee--Law and Equity Court .....	4,591		196							4
Chancery Court .....	--		1,910							42
Circuit Court .....	--		105							2
Probate Court .....	--									
County Court .....	--									
Texas--County Court at Law, Constitutional County Court, and Probate Court.	14,228		63,269							445
District Court .....	--									
New Jersey--Superior Court* ...	7,364		903							12
Surrogate's Court .....	--									

Note: Blank spaces indicate that either the data were unavailable or less than 90% complete, or that the calculations were inappropriate.

\* = These courts do not use the filing of a petition or complaint as the unit of count. Check the state profile to identify the specific unit of count.

<sup>i</sup>Data are incomplete:

Ohio--Court of Common Pleas--Pending data were not available for "minor's settlements" which represent 2% of the filings.

Vermont--Probate Court--Pending data do not include hearings for cases commenced prior to January 1, 1970.

**TABLE 24:**

**Mental health caseload for trial courts, 1980.**

*State population. Courts reporting mental health caseload. Disposed and end pending as a percent of filed. Number and percent change in pending. Filed per 100,000 population.*

State and court title	State population in thousands	Begin pending	Filed	Disposed	End pending	As percent of filed		Change in pending		Filed (disposed) per 100,000 population
						Dis-posed	End pending	Number	Percent	
<b>COMPLETE STATE DATA</b>										
<b>Exclusive court jurisdiction:</b>										
Alaska--Superior Court .....	400		200							50
Arizona--Superior Court .....	2,718			1,009						(37)
Arkansas--Chancery and Probate Court .....	2,286		1,303							57
California--Superior Court ....	23,669		3,579	3,628		101%		(-49)		15
Delaware--Superior Court .....	595	135	644	654	125	102%	19%	-10	-7%	108
Florida--Circuit Court .....	9,740		14,440	13,907		96%		(533)		148
Illinois--Circuit Court .....	11,418	1,916	9,167	9,340	1,742	102%	19%	-174	-9%	80
Kansas--District Court .....	2,363		2,983							126
Kentucky--Circuit Court .....	3,661		2,367 <sup>j</sup>	2,183 <sup>j</sup>		92% <sup>j</sup>		(184) <sup>j</sup>		65 <sup>j</sup>
Maine--District Court .....	1,125		899	897		100%		(2)		80
Montana--District Court .....	787	235	506	497	244	98%	48%	9	4%	64
New Hampshire--Probate Court ..	921		156							17
Ohio--Court of Common Pleas ...	10,797		9,052	9,162		101%		(-110)		84
Oklahoma--District Court .....	3,025	918	2,515	2,539	894	101%	36%	-24	-3%	83
Pennsylvania--Court of Common Pleas .....	11,887	300	9,384	9,896	107	105%	1%	-193	-64%	79
South Dakota--Circuit Court ...	690		599							87
Utah--District Court .....	1,461		819	958		117%		(-139)		56
Washington--Superior Court ....	4,130		5,720							139
West Virginia--Circuit Court ..	1,950	408	2,495	2,335	568	94%	23%	160	39%	128
*District of Columbia--Superior Court .....	638	118	910	906	122	100%	13%	4	3%	143
<b>Not exclusive court jurisdiction:</b>										
Colorado--STATE TOTAL .....	2,889	1,280	3,178	3,163	1,295	100%	41%	15	1%	110
District Court, Denver										
Probate Court and Denver										
Juvenile Court .....	2,889	1,280	3,178	3,163	1,295	100%	41%	15	1%	110
Connecticut--STATE TOTAL .....	3,108		1,755							56
Superior Court .....	--	74	227	238	63	105%	28%	-11	-15%	7
Probate Court .....	--		1,528							49
Massachusetts--STATE TOTAL ....	5,737		2,537	2,323		92%		(214)		44
District Court Department .	--		2,514	2,300		91%		(214)		44
Boston Municipal Court										
Department .....	--		23	23		100%		(0)		1
Oregon--STATE TOTAL .....	2,633		3,596							137
Circuit Court .....	--		3,593							137
County Court .....	--		3							1
Vermont--STATE TOTAL .....	511	264	1,026	1,000	290	97%	28%	26	10%	201
District Court .....	--	133	463	427	169	92%	37%	36	27%	91
Probate Court .....	--	131	563	573	121	102%	21%	-10	-8%	110
*Minnesota--STATE TOTAL .....	4,077	692	2,197	1,947	635	89%	29%	-57	-8%	54
County Court* .....	--	245	1,551	1,187	294	77%	19%	49	20%	38
Probate Court* .....	--	447	646	760	341	118%	53%	-106	-24%	16
<b>INCOMPLETE STATE DATA</b>										
New York--Family Court .....	17,557	0	31	27	3	87%	10%	3		1
North Dakota--County Court with Increased Jurisdiction ..	653		816	816		100%		0		125
County Justice Court .....	--			63						(10)
Tennessee--Circuit Court .....	4,591		344							7
Chancery Court .....	--		393							9
Law and Equity Court .....	--		37							1
County Court .....	--									
Probate Court .....	--									

Note: Blank spaces indicate that either the data were unavailable or less than 90% complete, or that the calculations were inappropriate.

<sup>j</sup>Explanation of data included in the category: Kentucky--Circuit Court--Figures include competency hearings.

\* = These courts do not use the filing of a petition or complaint as the unit of count. Check the state profile to identify the specific unit of count.

TABLE 25:

## Civil appeals caseload for trial courts, 1980.

State population. Courts reporting civil appeals caseload. Disposed and end pending as a percent of filed. Number and percent change in pending. Filed per 100,000 population.

State and court title	State population in thousands	Begin pending	Filed	Disposed	End pending	As percent of filed		Change in pending		Filed (disposed) per 100,000 population
						Dis-posed	End pending	Number	Percent	
<b>COMPLETE STATE TOTALS</b>										
<b>Exclusive court jurisdiction:</b>										
Delaware--Superior Court <sup>a</sup> ....	595	385	269	312	343	116%	128%	-42	-11%	45
Kansas--District Court <sup>a</sup> .....	2,363		234							10
Kentucky--Circuit Court <sup>a</sup> .....	3,661		1,173	1,089		93%		(84)		32
Maryland--Circuit Court <sup>a</sup> .....	4,218		3,337	2,991		90%		(346)		79
North Dakota--District Court <sup>a</sup> ..	653		238	205		86%		(33)		36
Vermont--Superior Court <sup>a</sup> .....	511	379 <sup>j</sup>	285 <sup>j</sup>	318 <sup>j</sup>	346 <sup>j</sup>	112% <sup>j</sup>	121% <sup>j</sup>	-33 <sup>j</sup>	-9% <sup>j</sup>	56 <sup>j</sup>
-----										
Florida--Circuit Court <sup>b</sup> .....	9,740		977	560		57%		(417)		10
Utah--District Court <sup>b</sup> .....	1,461		130	90		69%		(40)		9
Virginia--Circuit Court <sup>b</sup> .....	5,346		2,686	1,882		70%		(804)		50
Washington--Superior Court <sup>b</sup> ..	4,130		1,946	809 <sup>i</sup>						47
-----										
Illinois--Circuit Court <sup>c</sup> .....	11,418	147,172	117,900	136,261	105,411	116%	89%	-41,761	-28%	1,033
*District of Columbia--Superior Court <sup>c</sup> .....	638	316	210	88	438	42%	209%	122	39%	33
<b>Not exclusive court jurisdiction:</b>										
Colorado--STATE TOTAL <sup>a</sup> .....	2,889		576	540		94%		(36)		20
District Court and Denver Superior Court <sup>a</sup> .....	--		576	540		94%		(36)		20
Tennessee--STATE TOTAL <sup>a</sup> .....	4,591		11,969							261
Circuit Court <sup>a</sup> .....	--		8,341							182
Law and Equity Court <sup>a</sup> .....	--		325							7
Chancery Court <sup>a</sup> .....	--		3,303							72
-----										
Hawaii--STATE TOTAL <sup>c</sup> .....	965	285	37	23	299	62%	808%	14	5%	4
District Court <sup>c</sup> .....	--	258	3	2	259	67%		1	1%	1
Tax Appeal Court <sup>c</sup> .....	--	27	34	21	40	62%	118%	13	48%	4
Ohio--STATE TOTAL <sup>c</sup> .....	10,797	4,462	5,260	4,984	4,738	95%	90%	276	6%	49
Court of Common Pleas <sup>c</sup> .....	--	2,966	2,789	2,610	3,145	94%	113%	179	6%	26
Court of Claims <sup>c</sup> .....	--	1,496	2,471	2,374	1,593	96%	64%	97	6%	23
Oklahoma--STATE TOTAL <sup>c</sup> .....	3,025			18,800						(621)
District Court <sup>c</sup> .....	--	543	1,247	994	796	80%	64%	253	47%	41
Court of Tax Review <sup>c</sup> .....	--	0	5	5	0	100%				1
*Workers' Compensation Court <sup>c</sup> .....	--			17,801						(589)
<b>INCOMPLETE STATE TOTALS</b>										
Alaska--Superior Court <sup>a</sup> .....	400		163							41
California--Superior Court <sup>a</sup> ..	23,669		12,366	11,355		92%		(1,011)		52
Idaho--District Court <sup>a</sup> .....	944	248 <sup>j</sup>	363 <sup>j</sup>	325 <sup>j</sup>	286 <sup>j</sup>	90% <sup>j</sup>	79% <sup>j</sup>	38 <sup>j</sup>	15% <sup>j</sup>	38 <sup>j</sup>
Maine--Superior Court <sup>a</sup> .....	1,125	182	213	240	155	113%	73%	-27	-15%	19
Administrative Court <sup>c</sup> .....	--		330	258		78%		(72)		29
Massachusetts--Boston Municipal Court Department <sup>b</sup> .....	5,737		25	10		40%		(15)		1
Superior Court Department <sup>b</sup> .....	--									
District Court Department <sup>b</sup> .....	--		69	54		78%		(15)		1
Michigan--Circuit Court <sup>a</sup> .....	9,258	967	1,367	1,152	1,182	84%	86%	215	22%	15
Court of Claims <sup>c</sup> .....	--									
Montana--District Court <sup>a</sup> .....	787		142							18

(continued on next page)

TABLE 25:  
Civil appeals caseload for trial courts, 1980. (continued)

State and court title	State population in thousands	Begin pending	Filed	Disposed	End pending	As percent of filed		Change in pending		Filed (disposed) per 100,000 population
						Dis-posed	End pending	Number	Percent	
INCOMPLETE STATE TOTALS (con't)										
Nebraska--Workmens Compensation Court <sup>c</sup> .....	1,570	159	612	572	199	93%	33%	40	25%	39
District Court <sup>a</sup> .....	--									
New York--Supreme Court and County Court <sup>a</sup> .....	17,557		9,135	7,173		79%		(1,962)		52
Court of Claims <sup>c</sup> .....	--									
Oregon--Tax Court <sup>c</sup> .....	2,633	102	118	95	125	81%	106%	23	23%	4
Circuit Court <sup>a</sup> .....	--									
Puerto Rico--Superior Court <sup>a</sup> .	3,207									
District Court <sup>c</sup> .....	--	4	9	5	8	56%	89%	4	100%	1
Texas--District Court <sup>a</sup> .....	14,228	74,243	43,454	24,573	93,124	57%	214%	18,881	25%	305
Constitutional County Court <sup>b</sup> .....	--									
County Court at Law <sup>b</sup> .....	--	2,869	2,486	1,759	3,596	71%	145%	727	25%	17
West Virginia--Circuit Court <sup>a</sup> .	1,950	106	2,400	2,317	189	97%	8%	83	78%	123

Note: Blank spaces indicate that either the data were unavailable or less than 90% complete, or that the calculations were inappropriate.

\* = These courts do not use the filing of a petition or complaint as the unit of count. Check the state profile to identify the specific unit of count.

a = Trial courts that have appellate jurisdiction over judgments of other courts and administrative agencies. Courts with this footnote under incomplete state data may have reported either appeals from other courts' judgments, or administrative agencies, but not both.

b = Trial courts that have appellate jurisdiction over only the judgments of other courts.

c = Trial courts that have appellate jurisdiction over only the decisions of administrative agencies.

<sup>i</sup>Data are incomplete:  
Washington--Superior Court--Data were unavailable from Spokane.

<sup>j</sup>Explanation of data included in the category:  
Idaho--District Court--Data include some juvenile appeals.  
Vermont--Superior Court--Data include criminal appeals as well as some habeas corpus and postconviction remedy cases.

TABLE 26: Civil jury and non-jury trial dispositions by case type, 1980.

Variations in court organization and subject matter jurisdiction:

Subject matter jurisdictions are visually quite apparent in Tables 26 and 37, where the "+" symbols under the heading "Case type" indicate what case types were reported for each piece of trial data. These breakdowns were made to facilitate comparative analysis among courts and case types. Both general jurisdiction and limited jurisdiction courts are included.

Sources of data:

These are found in the individual court profiles in Part II and in Appendix B.

Variations in case classifications and definitions:

Both the case categories and the data classified in each case category vary from state to state. The categories "law" and "equity" have been added to the CSIM case types on Table 26 in order to accommodate those states that have reported trial data for cases they classify as "law" and "equity." Overlap exists between these categories and the CSIM case types, which focus on subject-matter rather than on the remedy sought.

Variations in counting both cases and trials:

Each of these tables has numerical superscripts by each court name, indicating how that court counts cases. Caseload cannot be compared among courts that do not count cases in the same way.

The definitions used by each court to count trials are indicated in the third column in Tables 26 and 37, the second column in Table 41. Comparisons can be made between courts that count trials in the same way.

Appropriate analyses:

All percentage calculations that were less than 1% but greater than 0% have been rounded up to 1%. All percentage calculations that were less than 0% but greater than -1% have been rounded down to -1%.

Trials as a percent of dispositions. Dividing the number of trials conducted by the total number of cases disposed of for the appropriate case type results in the trial rate for that case type for the court.

Jury trials as a percent of dispositions. Dividing the number of jury trials conducted by the total number of cases disposed of for the appropriate case type results in the jury trial rate for that case type for the court.

Jury trials as a percent of trials. Dividing the number of jury trials by the total number of trials conducted for that case type results in the proportion of trials that are trials by jury for that case type for the court.

Limitations on use:

Comparisons on these tables must be restricted to the court level, and must be controlled for case type, unit of count, and trial definitions. State totals have not been computed in order to avoid any temptation to compare "apples and oranges."

Care should also be taken to compare only those courts that share similar rules regarding the availability of jury trials. For example, some states make it more difficult for a criminal defendant to waive a jury trial than other states. Similarly, in some states both parties to civil litigation must agree to a jury trial, while in other states one of the parties can demand a jury trial.



TABLE 26:

Civil jury and non-jury trial dispositions by case type, 1980.

State and court. Civil case types. Jury trial definition. Dispositions per case type, number of trials, trials as a percent of dispositions, number of jury trials, jury trials as a percent of dispositions and of trials.

State and court title	Case type for which trial data given											Number of dispositions per case type	Number of trials	Trials as a percent of dispositions	Number of Jury trials	Jury trials as a percent of dispositions	Jury trials as a percent of trials	
	Law	Tort	Contract	Small Claims	Real Property	Equity	Domestic Relations	Estate	Mental Health	Appeal	Jury/ trial definition							
<b>Alaska:</b>																		
Superior Court <sup>1</sup> .....	-	+	+	-	+	-	-	-	-	+	+	A	3,226	148	4%	30	1%	20%
District Court <sup>1</sup> .....	-	+	+	-	-	-	-	-	-	-	+	A	3,284	272	8%	12	1%	4%
	-	-	-	+	-	-	-	-	-	-	-	A	7,316	860	12%	-	--	--
<b>Arizona:</b>																		
Superior Court.....	+	-	-	-	-	+	+	+	-	-	-	B	74,017 <sup>1</sup>	6,085 <sup>1</sup>	8% <sup>1</sup>	597 <sup>1</sup>	1% <sup>1</sup>	10% <sup>1</sup>
Justices of the Peace..	-	-	-	+	+	-	-	-	-	-	-	I	47,750 <sup>1</sup>	11,358 <sup>1</sup>	24% <sup>1</sup>	16 <sup>1</sup>	1% <sup>1</sup>	1% <sup>1</sup>
<b>California:</b>																		
Superior Court <sup>1</sup> .....	-	+	-	-	+	-	+	+	+	+	+	C	414,093	261,313	63%	2,953	1%	1%
Justice Court <sup>1</sup> .....	-	-	-	+	-	-	-	-	-	-	-	B	27,549	19,864	72%	72	1%	1%
	-	-	-	-	-	-	-	-	-	-	+	B	12,559	2,301	18%	31	1%	1%
Municipal Court <sup>1</sup> .....	-	-	-	+	-	-	-	-	-	-	-	F	367,868	285,701	78%	--	--	--
	-	-	-	-	-	-	-	-	-	-	+	F	326,943	85,908	26%	475	1%	1%
<b>Connecticut:</b>																		
Superior Court <sup>1</sup> .....	+	-	-	-	-	+	-	-	+	-	-	C	45,731	2,875	6%	377	1%	13%
	-	-	-	-	-	+	-	-	-	-	-	C	17,795 <sup>J</sup>	1,078 <sup>J</sup>	6% <sup>J</sup>	--	--	--
<b>Delaware:</b>																		
Superior Court <sup>1</sup> .....	+	-	-	-	+	-	-	-	-	-	-	C	2,537	124	5%	N/A	N/A	N/A
<b>District of Columbia:</b>																		
Superior Court <sup>2</sup> .....	+	-	-	-	-	-	-	-	-	-	-	A	5,778	321	6%	173	3%	4%
	-	-	-	+	-	-	-	-	-	-	-	A	19,004	N/A	N/A	N/A	N/A	N/A
	-	-	-	-	-	-	-	-	+	-	-	A	906	15	2%	9	1%	60%
	-	-	-	-	-	-	-	-	-	+	-	A	88	9	10%	1	1%	11%
<b>Florida:</b>																		
Circuit Court <sup>1</sup> .....	-	+	+	-	+	-	+	-	+	-	+	C	210,357	145,587	69%	2,346	1%	2%
County Court <sup>1</sup> .....	+	-	-	-	-	-	-	-	-	-	-	C	201,033	116,858	58%	113	1%	1%
<b>Georgia:</b>																		
Superior Court <sup>1</sup> .....	-	-	-	-	-	+	-	-	-	-	-	A	54,608 <sup>1</sup>	28,504 <sup>1</sup>	52% <sup>1</sup>	378 <sup>1</sup>	1% <sup>1</sup>	1% <sup>1</sup>
	-	-	-	-	-	-	-	-	-	-	+	A	45,154 <sup>1</sup>	11,135 <sup>1</sup>	25% <sup>1</sup>	1,421 <sup>1</sup>	3% <sup>1</sup>	13% <sup>1</sup>
<b>Hawaii:</b>																		
Circuit Court <sup>1</sup> .....	-	+	-	-	-	-	-	-	-	-	-	C	1,053	56	5%	45	4%	80%
	-	-	+	-	-	-	-	-	-	-	-	C	1,446	57	4%	11	1%	19%
	-	-	-	-	+	-	-	-	-	-	-	C	208	5	2%	1	1%	20%
	-	-	-	-	-	-	+	-	+	-	-	C	13,680	43	1%	3	1%	7%
	-	-	-	-	-	-	-	-	-	-	+	C	3,555	97	3%	18	1%	19%
District Court <sup>1</sup> .....	-	+	-	-	-	-	-	-	-	-	-	G	683	54	8%	--	--	--
	-	-	+	-	-	-	-	-	-	-	-	G	8,410	122	1%	--	--	--
	-	-	-	+	-	-	-	-	-	-	-	G	1,775	581	33%	--	--	--
	-	-	-	-	+	-	-	-	-	-	-	G	898	46	5%	--	--	--
	-	-	-	-	-	-	-	-	-	-	+	G	126	9	7%	--	--	--
<b>Idaho:</b>																		
District Court <sup>1</sup> .....	-	+	-	-	-	-	-	-	-	-	-	F	1,022	285	28%			
	-	-	-	-	-	+	-	-	-	-	-	F	1,642	776	47%			
	-	-	-	+	-	-	-	-	-	-	-	F	2	1	50%			
	-	-	-	-	-	-	-	+	-	-	-	F	4	4	100%			
	-	-	-	-	-	-	-	-	+	-	-	F	325	158	49%			
Magistrate's Division <sup>1</sup> ..	-	-	-	-	-	-	-	-	-	-	+	F	4,705 <sup>J</sup>	1,769 <sup>J</sup>	38% <sup>J</sup>			
	-	-	-	-	-	-	-	-	-	-	-	F	629	82	13%			
	-	-	-	+	-	-	-	-	-	-	-	F	13,948	9,257	66%			
	-	-	-	-	-	-	+	-	-	-	-	F	11,934	8,537	72%			
	-	-	-	-	-	-	-	+	-	-	-	F	3,924	2,128	54%			
	-	-	-	-	-	-	-	-	-	+	-	F	12,269 <sup>J</sup>	2,610 <sup>J</sup>	21% <sup>J</sup>			
<b>Illinois:</b>																		
Circuit Court <sup>1</sup> .....	+	-	-	-	-	-	-	-	-	-	-	A	185,172	N/A	N/A	2,058	1%	

State and court title	Case type											Number of trials	Trials as a percent of dispositions	Number of jury trials	Jury trials as a percent of dispositions	Jury trials as a percent of trials		
	Law	Tort	Contract	Small Claims	Real Property	Equity	Domestic Relations	Estate	Mental Health	Appeal	Other						Jury/ trial definition	Number of dispositions per case type
Indiana:																		
Superior Court and Circuit Court <sup>1</sup> .....	-	-	-	+	-	-	-	-	-	-	-	A	40,166	7,573	19%	--	--	--
County Court <sup>1</sup> .....	-	-	-	+	-	-	-	-	-	-	-	A	67,176	13,255	20%	--	--	--
Municipal Court of Marion County <sup>1</sup> .....	+	-	-	-	-	-	-	-	-	-	-	A	21,135	6,464	31%	36	1%	1%
Iowa:																		
District Court <sup>1</sup> .....	-	-	-	+	-	-	-	-	-	-	-	C	111,912	12,056	11%	--	--	--
	-	-	-	-	-	-	-	+	-	-	-	C	21,846	317	1%	7	1%	2%
	-	-	-	-	-	-	-	-	-	-	+	C	53,754	6,443	12%	462	1%	7%
Kansas:																		
District Court <sup>1</sup> .....	-	-	-	-	-	-	+	-	-	-	-	C	25,604 <sup>1</sup>	2,731 <sup>1</sup>	11% <sup>1</sup>	--	--	--
Maine:																		
Superior Court.....	+	+	+	-	-	-	+	-	-	+	+	F	6,066 <sup>1</sup>	440 <sup>1</sup>	7% <sup>1</sup>	155 <sup>1</sup>	3% <sup>1</sup>	35% <sup>1</sup>
Maryland:																		
Circuit Court <sup>1</sup> .....	+	+	+	-	+	+	+	+	-	+	+	A	82,173	19,078	23%	794	1%	4%
Massachusetts:																		
Boston Municipal Court.....	+	-	-	-	-	-	-	-	-	-	-	C	16,079	2,529	16%			
Michigan:																		
Circuit Court <sup>1</sup> .....	-	+	-	-	-	-	-	-	-	-	-	C	17,601	721	4%	587	3%	81%
	-	-	-	-	-	-	+	-	-	-	-	C	123,682	2,584	2%	97	1%	4%
	-	-	-	-	-	-	-	-	-	+	-	C	1,152	26	2%	1	1%	4%
	-	-	-	-	-	-	-	-	-	-	+	C	47,378	1,964	4%	467	1%	24%
District Court <sup>1</sup> .....	+	-	-	-	-	-	-	-	-	-	-	C	168,596	6,567	4%	789	1%	12%
	-	-	-	+	-	-	-	-	-	-	-	C	97,869	12,342	13%	45	1%	1%
	-	-	-	-	+	-	-	-	-	-	-	C	75,637	12,425	16%	84	1%	1%
Common Pleas Court of Detroit <sup>1</sup> .....	-	-	-	-	+	-	-	-	-	-	-	C	36,935	6,866	18%	134	1%	2%
Municipal Court <sup>1</sup> .....	+	-	-	-	-	-	-	-	-	-	-	C	1,104	58	5%	0	0%	0%
	-	-	-	+	-	-	-	-	-	-	-	C	0	0	--	0	--	--
	-	-	-	-	+	-	-	-	-	-	-	C	291	18	6%	0	0%	0%
New Jersey:																		
Superior Court.....	-	+	-	-	-	-	-	-	-	-	-	B	47,025	4,299	9%	2,797	6%	65%
	-	-	-	-	-	+	-	-	-	-	-	B	4,420	985	22%	4	1%	1%
	-	-	-	-	-	-	+	-	-	-	-	B	26,466 <sup>1</sup>	10,388 <sup>1</sup>	39% <sup>1</sup>	--	--	--
County District Court <sup>1</sup> .....	-	+	-	-	-	-	-	-	-	-	-	B	20,059	1,119	6%	241	1%	21%
	-	-	+	-	-	-	-	-	-	-	-	B	181,752	4,169	2%	245	1%	6%
	-	-	-	+	-	-	-	-	-	-	-	B	46,458	14,429	31%	4	1%	1%
	-	-	-	-	+	-	-	-	-	-	-	B	117,452	40,724	35%	0	0%	0%
New York:																		
Civil Court of the City of New York <sup>1</sup> .....	-	-	-	-	+	-	-	-	-	-	+	A	110,185	8,173	7%	47	1%	1%
	-	+	+	-	-	-	-	-	-	-	-	A	44,709	1,862	4%	620	1%	33%
District Court and City Court <sup>1</sup> .....	+	-	-	+	-	-	-	-	-	-	-	A	109,383	4,149	4%			
Surrogate's Court <sup>1</sup> .....	-	-	-	-	-	-	-	+	-	-	-	A	79,039	1,162	1%			
North Carolina:																		
Superior Court <sup>1</sup> .....	+	-	-	-	-	-	-	+	-	-	+	C	71,785	4,764	7%	704	1%	15%
District Court <sup>1</sup> .....	+	-	-	-	-	-	-	-	-	-	-	C	48,177	15,982	33%	430	1%	3%
	-	-	-	+	-	-	-	-	-	-	-	C	200,339	183,846	92%	--	--	--
	-	-	-	-	-	-	+	-	-	-	-	C	56,883	49,759	87%	74	1%	1%
North Dakota:																		
District Court.....	-	+	+	-	+	-	+	+	-	+	-	A	11,527	1,626	14%	615	5%	38%

(continued on next page)

TABLE 26:  
Civil jury and non-jury trial dispositions by case type, 1980. (continued)

State and court title	Case type											Number of dispositions per case type	Number of trials	Trials as a percent of dispositions	Number of Jury trials	Jury trials as a percent of dispositions	Jury trials as a percent of trials		
	Law	Tort	Contract	Small Claims	Real Property	Equity	Domestic Relations	Estate	Mental Health	Appeal	Other							Jury/ trial definition	
Ohio:																			
Court of Common Pleas <sup>1</sup>	-	+	-	-	-	-	-	-	-	-	-	-	C	21,003 <sup>1</sup>	1,868 <sup>1</sup>	9%	919 <sup>1</sup>	4%	49%
	-	-	-	-	-	-	-	-	-	-	-	-	C	86,736 <sup>1</sup>	11,279 <sup>1</sup>	13%	-	-	-
	-	-	-	-	-	-	-	-	-	-	-	-	C	2,610	480	18%	195	7%	41%
County Court <sup>1</sup>	-	-	-	-	-	-	-	-	-	-	-	-	C	51,116	9,138	18%	585	1	6%
	-	+	-	-	-	-	-	-	-	-	-	-	C	379	48	13%	1	1%	2%
	-	-	+	-	-	-	-	-	-	-	-	-	C	6,445	229	4%	3	1%	1%
	-	-	-	-	+	-	-	-	-	-	-	-	C	2,542	82	3%	3	1%	4%
Court of Claims	-	-	-	-	-	-	-	-	-	-	-	-	C	2,522	272	11%	4	1%	1%
Municipal Court <sup>1</sup>	-	-	-	-	-	-	-	-	-	-	-	-	C	2,374	48	2%	0	0%	0%
	-	+	-	-	-	-	-	-	-	-	-	-	C	19,687	1,613	8%	123	1%	8%
	-	-	+	-	-	-	-	-	-	-	-	-	C	192,288	5,543	3%	155	1%	3%
	-	-	-	-	+	-	-	-	-	-	-	-	C	54,425	1,204	2%	32	1%	3%
	-	-	-	-	-	-	-	-	-	-	-	-	C	18,385	1,306	7%	29	1%	2%
Oklahoma:																			
District Court <sup>1</sup>	-	+	-	-	-	-	-	-	-	-	-	-	A	6,572	1,514	23%	-	-	-
	-	-	+	-	-	-	-	-	-	-	-	-	A	21,641	2,827	13%	-	-	-
	-	-	-	+	-	-	-	-	-	-	-	-	A	86,415	10,939	13%	-	-	-
	-	-	-	-	+	-	-	-	-	-	-	-	A	7,268	1,998	27%	-	-	-
	-	-	-	-	-	-	+	-	-	-	-	-	A	40,125	6,654	16%	-	-	-
	-	-	-	-	-	-	-	+	-	-	-	-	A	11,769	263	2%	-	-	-
	-	-	-	-	-	-	-	-	+	-	-	-	A	2,539	187	7%	-	-	-
	-	-	-	-	-	-	-	-	-	+	-	-	A	994	300	30%	-	-	-
	-	-	-	-	-	-	-	-	-	-	+	-	A	7,765	2,005	26%	-	-	-
Oregon:																			
Circuit Court <sup>1</sup>	-	-	-	-	-	-	+	-	-	-	-	-	C	26,127 <sup>1</sup>	2,047 <sup>1</sup>	8%	-	-	-
	+	-	-	-	-	+	-	-	-	-	-	-	C	-	2,676	-	1,176	-	44%
Pennsylvania:																			
Court of Common Pleas <sup>1</sup>	-	-	-	-	-	-	-	-	-	-	-	-	A	24,595	6,187	25%	1,775	7%	29%
District Justice Court <sup>1</sup>	+	-	-	-	-	-	-	-	-	-	-	-	A	190,612	42,793	22%	-	-	-
Puerto Rico:																			
Superior Court <sup>1</sup>	+	-	-	-	-	-	-	-	-	-	-	-	A	2,586	267	10%	-	-	-
	-	+	-	-	-	-	-	-	-	-	-	-	A	4,472	425	9%	-	-	-
	-	-	+	-	-	-	-	-	-	-	-	-	A	572	85	15%	-	-	-
	-	-	-	+	-	-	-	-	-	-	-	-	A	8,642	684	8%	-	-	-
	-	-	-	-	-	+	-	-	-	-	-	-	A	31,713	2,549	8%	-	-	-
	-	-	-	-	-	-	-	-	-	+	-	-	A	96	14	14%	-	-	-
	-	-	-	-	-	-	-	-	-	-	+	-	A	53,057	1,072	2%	-	-	-
District Court <sup>1</sup>	+	-	-	-	-	-	-	-	-	-	-	-	A	43,206	4,943	11%	-	-	-
	-	+	-	-	-	-	-	-	-	-	-	-	A	2,064	403	19%	-	-	-
	-	-	-	+	-	-	-	-	-	-	-	-	A	610	82	13%	-	-	-
	-	-	-	-	-	+	-	-	-	-	-	-	A	3,114	64	2%	-	-	-
	-	-	-	-	-	-	-	-	-	+	+	-	A	5	2	40%	-	-	-
	-	-	-	-	-	-	-	-	-	-	+	+	A	5,426	1,184	22%	-	-	-
Rhode Island:																			
District Court <sup>1</sup>	+	-	-	-	-	-	-	-	-	-	-	-	G	26,034	3,680	14%	-	-	-
South Carolina:																			
Magistrate Court <sup>1</sup>	+	-	-	-	-	-	-	-	-	-	-	-	A	91,658	17,479	14%	497	1%	3%
South Dakota:																			
Circuit Court <sup>1</sup>	-	-	-	+	-	-	-	-	-	-	-	-	C	13,960	2,119	15%	-	-	-
	-	-	-	-	-	-	+	-	-	-	-	-	C	3,404 <sup>1</sup>	762 <sup>1</sup>	22%	-	-	-
	-	-	-	-	-	-	-	-	-	-	+	-	C	N/A	1,077	N/A	154	N/A	14%
Texas:																			
District Court <sup>1</sup>	-	+	-	-	-	-	-	-	-	-	-	-	C	24,684	1,758 <sup>J</sup>	7%	557	2%	32%
	-	-	+	-	-	-	-	-	-	-	-	-	C	25,899	3,252 <sup>J</sup>	13%	282	1%	9%
	-	-	-	-	+	-	-	-	-	-	-	-	C	676	239 <sup>J</sup>	35%	17	3%	7%
	-	-	-	-	-	-	+	-	-	-	-	-	C	164,082	117,243 <sup>J</sup>	71%	499	1%	1%
	-	-	-	-	-	-	-	-	-	-	+	-	C	24,573	3,552 <sup>J</sup>	14%	529	2%	15%
	-	-	-	-	-	-	-	-	-	-	-	+	C	44,778	14,606 <sup>J</sup>	33%	1,217	3%	8%

State and Court Title	Case type											Jury trials as a percent of dispositions	Number of jury trials	Jury trials as a percent of dispositions				
	Law	Tort	Contract	Small Claims	Real Property	Equity	Domestic Rela	Estate	Mental Health	Appeal	Other				Jury/ trial defini- tion	Number of disposi- tions per case type	Number of trials	
County Court at Law, Constitutional County Court, and Probate Court <sup>1</sup> .....	-	+	-	-	-	-	-	-	-	-	-	A	9,634	1,105	11%	245	2%	22%
	-	-	+	-	-	-	-	-	-	-	-	A	29,863	2,154	7%	133	1%	6%
	-	-	-	-	-	+	-	-	-	-	-	A	1,867	1,650	88%	21	1%	1%
	-	-	-	-	-	-	-	-	+	-	-	A	1,759	88	5%	3	1%	3%
	-	-	-	-	-	-	-	-	-	+	-	A	40,186	4,250	11%	706	2%	17%
Justice of the Peace Court <sup>1</sup> .....	-	-	-	+	-	-	-	-	-	-	-	A	22,354	13,256	59%	181	1%	1%
	-	-	-	-	+	-	-	-	-	-	-	A	72,965	50,273	69%	136	1%	1%
	-	-	-	-	-	-	-	-	-	+	-	A	57,524	28,739	50%	326	1%	1%
Utah:																		
District Court <sup>1</sup> .....	-	+	-	-	+	-	+	+	+	+	+	C	25,441	2,229	9%	207	1%	9%
Circuit Court <sup>1</sup> .....	-	-	-	+	-	-	-	-	-	-	+	C	41,507	5,850	14%	58	1%	1%
Vermont:																		
Superior Court <sup>1</sup> .....	+	-	-	-	-	-	-	-	-	-	-	A	3,522	351	10%	70	2%	20%
District Court <sup>1</sup> .....	+	-	-	-	-	-	-	-	-	-	-	A	3,619	221	6%	15	1%	11%
	-	-	-	+	-	-	-	-	-	-	-	A	7,427	824	11%	0	0%	0%
Virginia:																		
Circuit Court <sup>1</sup> .....	+	-	-	-	-	-	-	-	-	-	-	C	25,727	5,582	22%	1,436	6%	26%
	-	-	-	-	+	-	-	-	-	-	-	C	1,015	328	32%	157	15%	48%
	-	-	-	-	-	+	-	-	-	-	-	C	11,625	1,878	16%	20	1%	1%
	-	-	-	-	-	-	+	-	-	-	-	C	31,610	1,636	5%	1	1%	1%
	-	-	-	-	-	-	-	-	-	+	-	C	1,882	797	42%	156	8%	20%
Washington:																		
Superior Court <sup>1</sup> .....	-	+	+	-	+	-	-	-	-	+	+	C	88,923	6,658	7%	902	1%	13%
Wisconsin:																		
Circuit Court <sup>1</sup> .....	-	-	-	+	-	-	-	-	-	-	-	F	67,473	4,777	7%	20	1%	1%
	-	-	-	-	-	+	-	-	-	-	-	F	31,465	13,111	42%	58	1%	1%
	-	+	-	-	+	-	-	+	+	+	+	F	64,108	4,923	8%	1,005	1%	20%
Wyoming:																		
District Court <sup>1</sup> .....	-	-	-	-	-	-	-	+	-	-	+	H	10,493 <sup>1</sup>	3,410	32% <sup>1</sup>	64	1%	2%

Note: All available data are entered in the table and all appropriate calculations are included. Blank spaces indicate that the data were unavailable or calculations were inappropriate.

-- = Not applicable.

N/A = Data were not available.

+ = Data are given for these case types.

<sup>1</sup>Data are not complete:

- Arizona--Superior Court-- Adoption and domestic relations figures do not include adoption data from Maricopa County. Justices of the Peace Court--No data were reported for St. Johns, Snowflake, and Quartzite Precincts.
- Georgia--Superior Court--Data were not reported for the Superior Court of Cobb County.
- Kansas--District Court-- Domestic relation cases do not include adoptions.
- Maine--Superior Court--Trial data do not include URESA cases, but do include extraordinary writs.
- New Jersey--Superior Court-- Domestic relations cases include marriage dissolution cases and exclude adoption cases.
- Ohio--Court of Common Pleas-- Tort data include only personal injury. Domestic relations trial data do not include adoptions birth records.
- Oregon--Circuit Court-- Domestic relations data do not include adoptions.
- Wyoming--Figures do not include estate data.

<sup>2</sup>Explanation of data included in the category:

- Connecticut--Superior Court--Data for civil trials are given for domestic relations marriage dissolution cases.
- Idaho--District Court and Magistrates Division--Other civil includes extraordinary writs.
- Texas--The District Court--Directed verdict cases are included in the number of trials.

<sup>1</sup>A civil case is counted with the filing of a petition or complaint.

<sup>2</sup>A civil case is counted when it is placed on the calendar (has reached issue).

Trial definition:

- A = A trial is counted if tried to judgment, completion, verdict, or decision.
- B = A jury trial is counted when the jury selection begins (first juror is drawn).
- C = A jury trial is counted when the jury is sworn (impaneled).
- D = A non-jury trial is counted at the point when an opening statement or the introduction of any evidence occurs.
- F = A trial is counted when it has officially begun.
- G = A non-jury trial is counted at the point when an opening statement or the introduction of any evidence occurs. Guilty pleas are not counted as trials.
- H = A trial is not counted in the same way throughout the state.
- I = A trial is counted when the first witness is sworn.

TABLE 27: Criminal filed and disposed in general jurisdiction, limited jurisdiction, and all trial courts, 1980.

Variations in court organization, subject matter jurisdiction, and case classification:

This table breaks the gross totals of Table 14 into criminal case classification. Because of the variations in court organization, subject matter jurisdiction, and case classification, comparisons of general jurisdiction and limited jurisdiction courts from state to state are seldom appropriate.

Lack of complete data (less than 90% complete from an individual court) is responsible for the large number of blanks in the "All trial courts" columns on this table, as well as for states missing from the table. In order for a state to be included in this table, it had to have complete filing or disposition data from all its trial courts.

Courts that do not break their caseload down into specific case types, do generally separate caseload into civil, criminal, and juvenile cases. (Traffic may be reported separately or it may be lumped into criminal caseload.)

Sources of data are found on the individual court profiles in Part II and in Appendix B.

Variations in counting cases do have an impact on total caseloads. If states are not counting cases at the same beginning and ending point, total caseload is not comparable. See Figure C.

Appropriate analyses:

All percentage calculations that were less than 1% but greater than 0% have been rounded up to 1%. All percentage calculations that were less than 0% but greater than -1% have been rounded down to -1%.

Disposed as a percent of filed. This measure represents the percent of the number of filed cases that the court was able to dispose. The percent is computed by dividing the number of cases filed by the number disposed and then multiplying by one hundred. A percent over one hundred indicates that the court disposed more cases than were filed, thus reducing pending caseload. A percent significantly less than one hundred indicates that the court is not keeping up with the volume of cases being filed.

Limitations on use:

Comparisons can be made between courts that count cases in the same way. The method of counting criminal cases has the greatest influence over data reported. Consult Figure C for a listing of the groups of courts that count criminal cases in the same way.

Although data have been broken down into general and limited jurisdiction courts, this has been done to provide a flavor for the different workloads of the different levels of trial courts. Interstate comparisons should be restricted to all trial courts' data.

**TABLE 27:**

**Criminal filed and disposed in general jurisdiction, limited jurisdiction, and all trial courts, 1980.**

*Disposed as a percent of filed.*

State and unit of count	General jurisdiction courts			Limited jurisdiction courts			All trial courts		
	Filed	Disposed	Disposed as a percent filed	Filed	Disposed	Disposed as a percent filed	Filed	Disposed	Disposed as a percent filed
<b>Informations, indictments, or complaints</b>									
Alaska.....	1,240	1,042	84%	17,401			18,641		
Guam.....	750	1,028	137%	--	--	--	750	1,028	137%
Illinois.....	649,240	641,820	99%	--	--	--	649,240	641,820	99%
Iowa.....		178,742		--	--	--		178,742	
Massachusetts.....	272,513j			--	--	--	272,513j		
New Jersey.....	25,898	26,121	101%	387,514	339,706	88%	413,412	365,827	88%
<b>Number of defendants</b>									
California.....	60,420	53,356	88%	767,211	677,302	88%	827,631	730,658	88%
Connecticut.....	109,179	98,862	91%	--	--	--	109,179	98,862	91%
District of Columbia.....	33,533	35,249	105%	--	--	--	33,533	35,249	105%
Florida.....	125,975	102,215	81%	260,256	230,344	89%	386,231	332,559	86%
Hawaii.....	2,453	2,275	93%	43,914	43,508	99%	46,367	45,783	99%
Idaho.....	32,894	31,979	97%	--	--	--	32,894	31,979	97%
Kentucky.....	11,559	9,847	85%	207,132	186,722	90%	218,691	196,569	90%
Maine.....	5,729	5,538	97%	29,363	27,607	94%	35,092	33,145	94%
Pennsylvania.....	81,969	70,606	86%	573,599			655,568		
Washington.....	17,930	15,220	85%	151,753			169,683		
<b>No consistent definition</b>									
Minnesota.....	11,196	9,122	81%	100,388	92,128	92%	111,584	101,250	91%
New Hampshire.....	6,857	7,649	112%	38,029			44,886		
North Carolina.....	61,824	61,216	99%	365,516	353,487	97%	427,340	414,703	97%
<b>Number of charges</b>									
Virginia.....	60,254	57,499	95%	329,302	313,298	95%	389,556	370,797	95%

Note: All courts in Hawaii and Maine are displayed in the number of defendants grouping because this is the unit of count for the general jurisdiction court in each of these states.  
 State totals were included in this table when all courts with criminal jurisdiction within that state reported either complete filings and/or dispositions. Blank spaces indicate that the data were unavailable or incomplete, or the calculations were inappropriate.

-- = Not applicable.

NH = This case type is not handled in this court.

JExplanation of data included in the category: Massachusetts--Data include some DWI cases.

TABLE 28: Composition of criminal case filings in general jurisdiction courts, 1980.

TABLE 29: Composition of criminal case dispositions in general jurisdiction courts, 1980.

Variations in court organization and subject matter jurisdiction:

These two tables deal only with general jurisdiction courts. In states with a single-tier trial court (Idaho, Illinois, Iowa, South Dakota, District of Columbia, and Guam), all case types are heard in the general jurisdiction court. These courts are indicated by an "\*" before their state name. In all other states, some of the trial court case types are heard in limited jurisdiction courts.

The individual court profiles for each state (found in Part II) must be consulted to determine whether the figures for an individual case type in these tables represent the complete caseload for that case type in the particular state.

Sources of data:

These are found in the individual court profiles in Part II and in Appendix B.

Variations in case classifications and definitions:

Courts that do not break their caseload down into specific case types do generally separate caseload into civil, criminal, and juvenile cases. (Traffic may be reported separately or it may be reported as a part of the criminal caseload.) Consequently, these two tables are easier to aggregate than later tables that show specific case types.

Those states that reported less than 90% of complete "total" data were excluded from these tables.

Appropriate analyses:

Data from these tables may be used to identify courts with similar jurisdiction and courts that handle similar volumes of cases. These data can also be used to compute the distribution of types of criminal cases filed in each court. To compute the proportion of the total filings (dispositions) for each case type, divide the number of filings (dispositions) for each case type by the total filings (dispositions) for each court and multiply by 100.

Limitations on use:

Comparisons should not be made between courts in states with a single-tier trial court (marked with an "\*") and courts in states with both general and limited jurisdiction courts.

Comparisons can be made only between courts that use the same unit of count for counting criminal cases. Since the data contained in these tables are taken from only the general jurisdiction courts, the organization charts for each state should be checked to determine whether or not other courts in the state also handle the specific case types before comparisons of volumes of specific case types are made.

**TABLE 28:**  
**Composition of criminal case filings in general jurisdiction courts, 1980.**  
*State and court. Criminal case categories.*

State and court title	Criminal cases filed							Total criminal
	Felony	Misdemeanor	Felony/ misdemeanor	Preliminary hearing	Ordinance violation	Appeal	Other criminal	
Alabama--Circuit Court .....	X			NH	NH	X	NH	26,896
Alaska--Superior Court .....	906	11		NH	NH	64	259	1,240
Arizona--Superior Court .....	13,970	84		NH	NH	1,893	464	16,411
Arkansas--Circuit Court .....	11,037	(J)		NH	NH	5,440 <sup>J</sup>		16,477
California--Superior Court .....	57,932					2,488		60,420
Colorado--District Court, Denver Superior Court, Denver Juvenile Court, and Denver Probate Court..	12,477				NH	427	4,620	17,524
Connecticut--Superior Court .....	4,676 <sup>I</sup>		104,272				231	109,179
Delaware--Superior Court .....			2,931	NH	NH	184	NH	3,115
*District of Columbia--Superior Court.	3,818	17,184		7,046	3,637	NH	1,848	33,533
Florida--Circuit Court .....	125,412	NH	NH		NH	563	NH	125,975
Georgia--Superior Court .....	31,987 <sup>I</sup>	16,754 <sup>I</sup>			NH	NH	NH	48,741 <sup>I</sup>
*Guam--Superior Court .....	103	647						750
Hawaii--Circuit Court .....	1,916	438		NH	NH	NH	99	2,453
*Idaho--STATE TOTAL .....	3,085	23,755		5,987		67	NH	32,894
District Court .....	3,085	220		NH	NH	67	NH	3,372
Magistrates Division .....	NH	23,535		5,987			NH	29,522
*Illinois--Circuit Court .....	41,348	523,298 <sup>J</sup>		(J)	84,594 <sup>J</sup>	NH		649,240
Indiana--Superior Court and Circuit Court.....		24,018 <sup>I</sup>	20,013	4,157 <sup>J</sup>			9,528 <sup>J</sup>	57,716
*Iowa--District Court .....	18,135 <sup>J</sup>	79,251	NH		68,865	(J)		166,251 <sup>I</sup>
Kansas--District Court .....	10,944	14,984	NH	NH	NH	1,056		26,984
Kentucky--Circuit Court .....			11,162	NH	NH	397	NH	11,559
Maine--Superior Court .....	2,915	2,083		NH			731	5,729
Maryland--Circuit Court .....			34,412	NH	NH	4,379	658	39,449
Massachusetts--STATE TOTAL.....	X <sup>J</sup>	213,313 <sup>J</sup>				711	58,489	272,513 <sup>J</sup>
Superior Court Department.....	X					711	22,781	23,492
District Court Department.....	(J)	208,026 <sup>J</sup>					20,718	228,744 <sup>J</sup>
Boston Municipal Court Department.....							14,990	14,990
Juvenile Court Department.....		29						29
Housing Court Department .....		5,258						5,258
Michigan--STATE TOTAL .....	43,360	6,389			38,805	651		89,205
Circuit Court .....	30,613			NH	NH	651		31,264
Recorder's Court of Detroit .....	12,747	6,389			38,805	NH		57,941
Minnesota--District Court .....	9,254	1,942						11,196
Montana--District Court .....	2,217	554			NH	X	X	2,771
Nebraska--District Court .....	4,552 <sup>J</sup>	(J)			NH	1,793 <sup>J</sup>		6,345 <sup>I</sup>
New Hampshire--Superior Court .....			3,952	NH	NH	2,905	NH	6,857
New Jersey--Superior Court.....	22,980				NH	2,783	135	25,898
New Mexico--District Court .....			5,186		NH			5,186
New York--Supreme Court.....			35,026		NH		NH	35,026
North Carolina--Superior Court .....	36,830				NH	24,994	NH	61,824
North Dakota--District Court .....	1,227	29	NH	NH	NH	21	65	1,342
Ohio--Court of Common Pleas .....	39,215	NH		NH	NH	NH	NH	39,215
Oklahoma--District Court .....	23,692	37,822	NH		NH	423	354	62,291
Oregon--Circuit Court .....	19,077	NH			NH			19,077
Pennsylvania--Court of Common Pleas..			65,782 <sup>J</sup>			15,271 <sup>J</sup>	916	81,969
Puerto Rico--Superior Court .....	10,927	9,762	NH	732	NH			21,421
Rhode Island--Superior Court .....			3,667			772		4,439
South Carolina--Circuit Court .....			34,147 <sup>J</sup>	NH				34,147 <sup>J</sup>
Tennessee--Circuit Court and Criminal Court .....			31,462					31,462
Texas--District Court and Criminal District Court.....	82,454	7,463	NH		NH		7,099	97,016
Utah--District Court .....			2,468	NH	NH	330		2,798
*Vermont--District Court .....	3,096	15,013			NH		1,821 <sup>I</sup>	19,930 <sup>I</sup>
Virginia--Circuit Court .....	36,378	23,434		NH	NH		442	60,254



TABLE 28:  
Composition of criminal case filings in general jurisdiction courts, 1980. (continued)

State and court title	Criminal cases filed							
	Felony	Misdemeanor	Felony/ misdemeanor	Preliminary hearing	Ordinance violation	Appeal	Other criminal	Total criminal
Washington--Superior Court .....	14,743			NH	NH	3,187	NH	17,930
Wisconsin--Circuit Court .....	13,176	35,633					17,209	66,018
Wyoming--District Court.....	1,732	NH	NH	NH	NH			1,732

Note: All available data from states that have total filings which are at least 90% complete are entered in the table. Blank spaces indicate that the data were unavailable, or less than 90% complete. Other criminal also includes extraordinary writ, postconviction remedy and sentence review only cases. The felony/misdemeanor category in this table does not represent the sum of all felonies and misdemeanors, but deals with those figures which could not be broken down into those respective categories.

X = The data for this case type are known to be included in the total but were not available by category.

NH = This case type is known not to be handled by this court.

\*These states have a single-tier trial court. These courts have no limited jurisdiction courts under them, so included in their caseload are cases that would be heard by limited jurisdiction courts elsewhere.

<sup>1</sup>Data are incomplete:

Connecticut--Superior Court--Additional felonies could not be separated from the felony/misdemeanor category.  
Georgia--Superior Court--Data are unavailable from Cobb County.  
Indiana--Superior Court and Circuit Court--Additional misdemeanors could not be separated from the felony/misdemeanor category.

Iowa--District Court-- Total criminal does not include preliminary hearings.

Nebraska--District Court--Data were unavailable from Webster and Valley Counties.

Vermont--District Court--Data do not include sentence review only cases, nor data from the Superior Court.

<sup>J</sup>Explanation of data included in the category:

Arkansas--Circuit Court-- Appeals include some original misdemeanors.

Illinois--Circuit Court-- Misdemeanors include ordinance violations and preliminary hearings in the Circuit Court of Cook County.

Indiana--Superior Court and Circuit Court-- Other criminal includes some preliminary hearings.

Iowa--District Court-- Felony data include appeals.

Massachusetts--District Court Department--Data include some felonies. Total cases include DWI cases.

Nebraska--District Court-- Felony data include some misdemeanors, and appeal and total cases include some civil appeals.

Pennsylvania--Court of Common Pleas-- Felony/misdemeanor figure includes some trial de novo for appeal cases.

South Carolina--Circuit Court--Data include cases from the County Court, and the Civil and Criminal Court.

**TABLE 29:**  
**Composition of criminal case dispositions in general jurisdiction courts, 1980.**  
*State and court. Criminal case categories.*

State and court title	Criminal cases disposed							Total criminal
	Felony	Misdemeanor	Felony/ misdemeanor	Preliminary hearing	Ordinance violation	Appeal	Other criminal	
Alabama--Circuit Court .....	X	NH			NH	X		24,552
Alaska--Superior Court .....	787	X		NH	NH	X	255	1,042
Arizona--Superior Court .....	12,343	130	NH	NH	NH	1,876	485	14,834
Arkansas--Circuit Court .....	10,367	(J)		NH	NH	5,395 <sup>J</sup>		15,762
California--Superior Court .....	51,190			NH	NH	2,166		53,356
Colorado--District Court, Denver Superior Court, Denver Juvenile Court, and Denver Probate Court..	9,596				NH	404	4,740	14,740
Connecticut--Superior Court .....	4,230 <sup>I</sup>		94,419				213	98,862
Delaware--Superior Court .....			2,970 <sup>J</sup>	NH	NH	(J)	NH	2,970
*District of Columbia--Superior Court.	3,395	19,252	NH	7,104	3,647	NH	1,851	35,249
Florida--Circuit Court .....	101,450	NH	NH		NH	765	NH	102,215
Georgia--Superior Court .....	29,125 <sup>I</sup>	15,796 <sup>I</sup>	NH		NH	NH	NH	44,921 <sup>I</sup>
*Guam--Superior Court .....	353	675	NH					1,028
Hawaii--Circuit Court .....	1,612	582	NH	NH	NH	NH	81	2,275
*Idaho--STATE TOTAL .....	2,932	23,328	NH	5,631		88	NH	31,979
District Court .....	2,932	227	NH	NH	NH	88	NH	3,247
Magistrates Division .....	NH	23,101	NH	5,631			NH	28,732
*Illinois--Circuit Court .....	40,570	519,524 <sup>J</sup>	NH	(J)	81,726 <sup>J</sup>	NH		641,820
Indiana--Superior Court and Circuit Court.....		19,994 <sup>I</sup>	19,606	3,328 <sup>J</sup>			8,615 <sup>J</sup>	51,543
*Iowa--District Court .....	17,448 <sup>J</sup>	81,600	NH	2,354	77,340	(J)		178,742
Kansas--District Court .....	11,310 <sup>J</sup>	17,821 <sup>J</sup>	NH	NH	NH	(J)		29,131
Kentucky--Circuit Court .....			9,455	NH	NH	392	NH	9,847
Maine--Superior Court .....	2,555	2,282	NH	NH			701	5,538
Maryland--Circuit Court .....			37,108	NH	NH	4,437	682	42,227
Massachusetts--Superior Court Department.....	X					1,044	30,203	31,247
Michigan--STATE TOTAL .....	40,601	5,997	NH		28,215	593		75,406
Circuit Court .....	28,881			NH	NH	593		29,474
Recorder's Court of Detroit .....	11,720	5,997	NH		28,215	NH		45,932
Minnesota--District Court .....	7,432	1,690	NH					9,122
Montana--District Court .....	X		2,631		NH	X		2,631
Nebraska--District Court .....	3,955 <sup>I</sup>	(J)	NH		NH	1,654 <sup>I</sup>		5,609 <sup>I</sup>
New Hampshire--Superior Court .....			4,322		NH	3,327	NH	7,649
New Jersey--Superior Court.....	23,166				NH	2,828	127	26,121
New Mexico--District Court .....			5,467		NH			5,467
New York--Supreme Court and County Court.....			34,966	NH	NH		NH	34,966
North Carolina--Superior Court .....	36,169			NH	NH	25,047	NH	25,047
North Dakota--District Court .....	1,196	21	NH	NH	NH	40	71	1,328
Ohio--Court of Common Pleas .....	37,189	NH	NH	NH	NH	NH	NH	37,189
Oklahoma--District Court .....	21,839	33,496	NH		NH	323	301	55,959
Oregon--Circuit Court .....	17,787	NH	NH		NH			17,787
Pennsylvania--Court of Common Pleas..			54,982 <sup>J</sup>			14,740 <sup>J</sup>	884	70,606
Puerto Rico--Superior Court .....	10,781	10,063	NH	729	NH			21,573
South Carolina--Circuit Court .....			33,722 <sup>J</sup>	NH				33,722 <sup>J</sup>
Texas--District Court and Criminal District Court.....	74,079	5,095	NH		NH		6,309	85,483
Utah--District Court .....			2,350	NH	NH	203		2,553
*Vermont--District Court .....	3,177	15,083	NH	NH	NH	69	1,755	20,084
Virginia--Circuit Court .....	34,809	22,335	NH	NH	NH		355	57,499
Wisconsin--Circuit Court .....	13,562	35,959	NH				19,502	69,023
Wyoming--District Court.....	1,666	NH	NH	NH	NH			1,666

(continued on next page)

TABLE 29:  
Composition of criminal case dispositions in general jurisdiction courts, 1980. (continued)

Note: All available data from states that had total dispositions which were at least 90% complete are entered in the table. Blank spaces indicate that the data were unavailable or less than 90% complete. **Other criminal** also includes **extraordinary writ, postconviction remedy and sentence review** only cases. The **felony/misdemeanor** category in this table does not represent the sum of all **felonies** and **misdemeanors**, but deals only with those figures which could not be broken down into those respective categories.

X = The data for this case type are known to be included in the total but were unavailable by category.

NH = This case type is known not to be handled by the court.

\*These states have a single-tier trial court. These courts have no limited jurisdiction courts under them, so they hear cases that would be heard by limited jurisdiction courts elsewhere.

<sup>1</sup>Data are incomplete:

Connecticut--Superior Court--Additional **felonies** could not be separated from the **felony/misdemeanor** category.  
Georgia--Superior Court--Data were unavailable from Cobb County.  
Indiana--Superior Court and Circuit Court--Additional **misdemeanors** could not be separated from the **felony/misdemeanor** category.

Nebraska--District Court--Data were unavailable for Webster and Valley Counties.

<sup>J</sup>Explanation of data included in the category:

Arkansas--Circuit Court-- **Appeals** include some original **misdemeanors**.

Delaware--Superior Court-- **Felony/misdemeanor** includes **appeals**.

Illinois--Circuit Court-- **Misdemeanors** include **ordinance violations** and **preliminary hearings** in the Circuit Court of Cook County.

Indiana--Superior Court and Circuit Court-- **Other criminal** includes some **preliminary hearings**.

Iowa--District Court-- **Felony** data include **appeals**.

Kansas--District Court-- **Misdemeanors** and **felonies** include **appeals**.

Nebraska--District Court-- **Felony** data include some **misdemeanors**, and **appeal** and total criminal include some **civil appeals**.

Pennsylvania--Court of Common Pleas-- **Felony/misdemeanor** figure includes some trial de novo for **appeal** cases.

South Carolina--Circuit Court--Data include cases from the County Court, and the Civil and Criminal Court.

TABLE 30: Felony caseload for general jurisdiction courts, 1980.

TABLE 31: Misdemeanor caseload for trial courts, 1980.

TABLE 32: Combined felony and misdemeanor caseload, 1980.

TABLE 33: Ordinance violation caseload for trial courts, 1980.

TABLE 34: Preliminary hearing caseload for trial courts, 1980.

TABLE 35: Criminal appeals caseload for trial courts, 1980.

---

Variations in court organization and subject matter jurisdiction:

Caseload in these tables is from both general jurisdiction and limited jurisdiction courts. The same case types may be handled in different courts from state to state. Only state totals can be compared among these states using the same unit of count. To facilitate comparisons, the states in these tables have been grouped into three categories: those states where a court has exclusive jurisdiction over a case type and where it reported complete data; those states where more than one court handles a case type and each court submitted complete data; and those states where data from any one of the courts with that casetype jurisdiction are incomplete. The court organization charts in Part II should be consulted for a brief summary of the jurisdiction of each court.

Sources of data:

These are found in the individual court profiles in Part II and in Appendix B.

Variations in case classification and definitions:

Both the case categories and the data classified in the case categories vary from state to state.

Because such problems exist for these and all other case categories, the case types used in this report are those chosen for inclusion in the State Court Model Annual Report and State Court Model Statistical Dictionary.

Even with use of the model case types, however, caseloads are not comparable if state statutes vary as to the types of criminal cases classified as felonies or misdemeanors. Certain drug offenses, for example, may be serious felonies in one state but only misdemeanors in another.

Only states reporting data that could be displayed in the specific case types are included in the tables, and then only if the data are at least 90% complete. Many courts do not break data down beyond the broad civil, criminal, traffic, and juvenile categories.

Variations in counting cases:

Each of these tables has numerical superscripts by each court name, indicating how that court counts cases. This distinction is highlighted further by dotted lines separating the states by unit of count.

Appropriate analysis:

All percentage calculations that were less than 1% but greater than 0% have been rounded up to 1%. All percentage calculations that were less than 0% but greater than -1% have been rounded down to -1%.

Disposed cases as percent of filed. This measure represents the percent of the number of filed cases of which the court was able to dispose. The percent is computed by dividing the number of cases filed by the number disposed of and then multiplying by one hundred. A percent over one hundred indicates that the court disposed of more cases than were filed, thus reducing pending caseload. A percent significantly less than one hundred indicates that the court is not keeping up with the volume of cases being filed. This measure was not computed if the number of cases filed was less than ten or if the quantity of missing data (indicated by an "i" footnote) made it inappropriate.

End pending cases as percent of filed. This figure gives the percent of the number of filed cases that were pending at the end of the year. This measure is computed by dividing the number of cases pending at the end of the year by the number of cases filed and then multiplying by one hundred. A value of one hundred percent indicates that the number of cases pending at the end of the year was equal to the number of cases filed during the year. A value higher than one hundred percent indicates a pending caseload larger than cases filed, while a value lower than one hundred percent indicates a pending caseload smaller than the number of cases filed. This percent was not computed if the number of cases filed was less than ten or if the quantity of missing data (indicated by an "i" footnote in the profiles in Part II) made it inappropriate.

Number change in pending caseload. This number gives the net increase or decrease in pending caseload for the court year by subtracting the number of cases pending at the beginning of the year from the number of cases pending at the end of the year. An alternative to this calculation, subtracting the number disposed of from the number filed, was used when pending data were unavailable or incomplete. When this alternate formula was used, the resulting number was enclosed in parentheses. A positive number indicates that the pending caseload increased during the year while a negative number indicates that the pending caseload was reduced in size. Thus, a large negative change in pending cases indicates that the court is keeping the caseload current, while a large positive change in pending cases would indicate that the court has not kept pace with its filings.

Percent change in pending caseload. This percentage indicates the change in pending cases relative to the number of cases pending at the beginning of the year, and is obtained by dividing the number change in pending caseload by the number of cases pending at the beginning of the year and then multiplying by one hundred. (This figure cannot be calculated if the

(continued on next page)

alternative formula described above was used to calculate the number change in the pending caseload.) A high negative percent indicates that the court reduced its pending caseload significantly, while a high positive percent indicates that the pending caseload increased significantly. This measure was not computed if the number of beginning pending cases was less than ten or if the jurisdiction of the court changed significantly during the year.

Filed (disposed) per 100,000 population. The unit of state population used on all court caseload charts is 100,000. This measure compensates for variations in state population and gives a more realistic basis for comparison of caseloads among states of various sizes. If the number of filings was not available or was not complete (indicated by an "i" footnote on the profiles in Part II) but the number of dispositions was available, the number of cases disposed per unit of population was entered in this column in place of the number of cases filed per population unit, and the use of this alternative quantity was indicated by enclosing it in parentheses. Population figures used in the criminal tables represent the 18-year-old-plus state population. If all other factors (court jurisdiction, case definition,

etc.) are similar, the filed-per-unit-of-population statistic will permit direct comparisons among states of the number of filed cases.

#### Limitations on use:

In these criminal case type tables, only STATE TOTALS can be compared in those states where more than one court has jurisdiction over the case type. Comparisons can be made between the data reported for a state with an individual court that has exclusive jurisdiction over the type of case, and the STATE TOTALS for states where more than one court has jurisdiction. Comparisons should be avoided for states not reporting data for one or more courts that have jurisdiction over the case type.

Comparisons should be made only between those cases that use the same unit of count for counting criminal cases.

It should also be noted that any change(s) in the caseload of a court may not indicate a change in the actual "offense-rate" within a state, but may merely reflect changes in the criminal code, law enforcement policies and/or citizen reporting rates--among other things. These data should only be used for court management measures.

**TABLE 30:**  
**Felony caseload for general jurisdiction courts, 1980.**

State adult population within unit of count groupings. Courts reporting felony caseload. Disposed and end pending as a percent of filed. Number and percent change in pending. Filed per 100,000 adult population.

State and court title	State population in thousands	Begin pending	Filed	Disposed	End pending	As percent of filed		Change in pending		Filed (disposed) per 100,000 population
						Dis-posed	End pending	Number	Percent	
<b>COMPLETE STATE DATA:</b>										
<b>Exclusive court jurisdiction:</b>										
Alaska--Superior Court <sup>6</sup> .....	270	382	906	787	377	87%	42%	-5	-1%	336
Arkansas--Circuit Court <sup>6</sup> .....	1,614	6,098	11,037	10,367	6,883	94%	62%	785	13%	684
Guam--Superior Court <sup>6</sup> .....		476	103	353	226	343%	219%	-250	-53%	
Illinois--Circuit Court <sup>6</sup> .....	8,178	19,399	41,348	40,570	19,804	98%	48%	405	2%	506
Iowa--District Court <sup>6</sup> .....	2,088	13,622 <sup>j</sup>	18,135 <sup>j</sup>	17,448 <sup>j</sup>	15,032 <sup>j</sup>	96% <sup>j</sup>		1,410 <sup>j</sup>	10% <sup>j</sup>	869 <sup>j</sup>
Kansas--District Court <sup>6</sup> .....	1,714	4,197 <sup>j</sup>	10,944	11,310 <sup>j</sup>	3,831 <sup>j</sup>			-366 <sup>j</sup>	-9% <sup>j</sup>	639
New Jersey--Superior Court (Law Division) <sup>6</sup> .....	5,374	29,495	22,980	23,166	29,309	101%	128%	-186	-1%	428
North Dakota--District Court <sup>6</sup> .....	462		1,227	1,196		97%		(31)		266
Oklahoma--District Court <sup>6</sup> .....	2,170	29,901	23,692	21,839	31,764	92%	134%	1,863	6%	1,092
Oregon--Circuit Court <sup>6</sup> .....	1,910	7,415	19,077	17,787	8,705	93%	46%	1,290	17%	999
South Dakota--Circuit Court <sup>6</sup> .....	485		2,809	3,521		125%		(-712)		579
Wisconsin--Circuit Court <sup>6</sup> .....	3,347		13,176	13,562		103%		(-386)		394
Wyoming--District Court <sup>6</sup> .....	325	698	1,732	1,666	764	96%	44%	66	9%	533
Arizona--Superior Court <sup>7</sup> .....	1,926	6,038	13,970	12,343	7,665	88%	55%	1,627	27%	725
California--Superior Court <sup>7</sup> .....	17,281		57,932	51,190		88%		(6,742)		335
Colorado--District Court <sup>7</sup> .....	2,080		12,477	9,596		77%		(2,881)		600
District of Columbia--Superior Court <sup>7</sup> .....	494	1,094	3,818	3,395	1,517	89%	40%	423	39%	773
Florida--Circuit Court <sup>7</sup> .....	7,381		125,412	101,450		81%		(23,962)		1,699
Georgia--Superior Court <sup>7</sup> .....	3,818	15,652 <sup>i</sup>	31,987 <sup>i</sup>	29,125 <sup>i</sup>	17,156 <sup>i</sup>	91% <sup>i</sup>	54% <sup>i</sup>	1,504 <sup>i</sup>	10% <sup>i</sup>	838 <sup>i</sup>
Hawaii--Circuit Court <sup>7</sup> .....	689	3,081	1,916	1,612	3,386	84%	177%	305	10%	278
Idaho--District Court <sup>7</sup> .....	637	1,245	3,085	2,932	1,398	95%	45%	153	12%	484
Maine--Superior Court <sup>7</sup> .....	803	1,745	2,915	2,555	2,105	88%	72%	360	21%	363
Montana--District Court <sup>7</sup> .....	555		2,217							400
Nebraska--District Court <sup>7</sup> .....	1,123		4,552 <sup>ij</sup>	3,955 <sup>ij</sup>		87% <sup>ij</sup>		(597) <sup>ij</sup>		405 <sup>ij</sup>
Ohio--Court of Common Pleas <sup>7</sup> .....	7,703	7,643	39,215	37,189	9,669	95%	25%	2,026	27%	509
Washington--Superior Court <sup>7</sup> .....	2,991		14,743							493
Puerto Rico--Superior Court <sup>8</sup> .....	1,975	7,395	10,927	10,781	7,541	99%	69%	146	2%	553
Virginia--Circuit Court <sup>8</sup> .....	3,872		36,378	34,809		96%		(1,569)		940
Minnesota--District Court <sup>9</sup> .....	2,905		9,254	7,432		80%		(1,822)		319
North Carolina--Superior Court <sup>9</sup> .....	4,219	10,142	36,830	36,169	10,803	98%	29%	661	7%	873
<b>Not exclusive court jurisdiction:</b>										
Vermont--STATE TOTAL .....	366	1,158	3,127	3,208	1,077	103%	34%	-81	-7%	854
Superior Court <sup>6</sup> .....	--	8	31	31	8	100%	26%	0	0%	8
District Court <sup>6</sup> .....	--	1,150	3,096	3,177	1,069	103%	35%	-81	-7%	846
Michigan--STATE TOTAL <sup>7</sup> .....	6,507	11,561	43,360	40,601	14,320	94%	33%	2,759	24%	666
Recorder's Court of Detroit <sup>7</sup> .....	--	2,945	12,747	11,720	3,972	92%	31%	1,027	35%	196
Circuit Court <sup>7</sup> .....	--	8,616	30,613	28,881	10,348	94%	34%	1,732	20%	471
Texas--District Court and Criminal District Court <sup>7</sup> .....	9,923	51,111	82,454	74,079	59,846	90%	73%	8,735	17%	831

Note: All available data that are at least 90% complete are entered in the table. Blank spaces indicate that either the data were unavailable or less than 90% complete, or that the calculations were inappropriate.

Nebraska--District Court--Data were unavailable from Webster and Valley Counties.

<sup>j</sup>Explanation of data included in the category:  
Iowa--District Court--Data include some appeals. Pending data include indictable misdemeanor cases.  
Kansas--Pending and disposed figures include criminal appeal cases.  
Nebraska--District Court--Figures include a few misdemeanor cases.

- <sup>6</sup> The criminal case unit of count is the number of informations, indictments or complaints.
- <sup>7</sup> The criminal case unit of count is the number of defendants on the information, indictment or complaint.
- <sup>8</sup> The criminal case unit of count is the number of charges.
- <sup>9</sup> The criminal case unit of count is inconsistent statewide.

<sup>i</sup>Data are incomplete:  
Georgia--Superior Court--Data were unavailable from Cobb County.

**TABLE 31:**  
**Misdemeanor caseload for trial courts, 1980.**

*State adult population within unit of count groupings. Courts reporting misdemeanor caseload. Disposed and end pending as a percent of filed. Number and percent change in pending. Filed per 100,000 adult population.*

State and court title	State population in thousands	Begin pending	Filed	Disposed	End pending	As percent of filed		Change in pending		Filed (disposed) per 100,000 population
						Dis-posed	End pending	Number	Percent	
<b>COMPLETE STATE DATA</b>										
<b>Exclusive court jurisdiction:</b>										
Guam--Superior Court <sup>6</sup> .....	--	477 <sup>j</sup>	647 <sup>j</sup>	575 <sup>j</sup>	449 <sup>j</sup>	104%	69%	-28 <sup>j</sup>	-6%	
Illinois--Circuit Court <sup>6</sup> .....	8,178	124,876 <sup>j</sup>	523,298 <sup>j</sup>	519,524 <sup>j</sup>	140,689 <sup>j</sup>	99%		(3,774) <sup>j</sup>		6,399 <sup>j</sup>
Iowa--District Court <sup>6</sup> .....	2,088		79,251	81,600		103%		(-2,349)		3,796
Kansas--District Court <sup>6</sup> .....	1,714	4,368 <sup>j</sup>	14,984	17,821 <sup>j</sup>	2,587 <sup>j</sup>			-1,781 <sup>j</sup>	-41%	874
Oklahoma--District Court <sup>6</sup> .....	2,170	19,733	37,822	33,496	24,070	89%	64%	4,337	22%	1,743
-----										
Colorado--County Court <sup>7</sup> .....	2,080	13,128	38,400	34,031	17,497	89%	46%	4,369	33%	1,846
District of Columbia--Superior Court <sup>7</sup> .....	494	4,467	17,184	19,252	2,399	112%	14%	-2,068	-46%	3,479
Florida--County Court <sup>7</sup> .....	7,381		184,342	163,574		89%		20,768		2,498
Washington--District Court <sup>7</sup> .....	2,991		83,748							2,800
<b>Not exclusive court jurisdiction:</b>										
Alaska--STATE TOTAL .....	270		13,759							5,096
Superior Court <sup>6</sup> .....	--		11							4
District Court <sup>6</sup> .....	--		11,961							4,430
Magistrate's Court <sup>6</sup> .....	--		1,787	1,382		77%		(405)		662
North Dakota--STATE TOTAL .....	462		14,333	15,043		105%		(-710)		3,102
District Court <sup>6</sup> .....	--		29	21		72%		(8)		6
County Court with Increased Jurisdiction <sup>6</sup> .....	--		11,281	11,970		106%		(-689)		2,442
County Justice Court <sup>6</sup> .....	--		3,023	3,052		101%		(-29)		654
Vermont--STATE TOTAL .....	366	3,166	15,013	15,083	3,096	100%	21%	-70	-2%	4,102
Superior Court <sup>6</sup> .....	--	0	0	0	0			0		
District Court <sup>6</sup> .....	--	3,166	15,013	15,083	3,096	100%	21%	-70	-2%	4,102
-----										
California--STATE TOTAL .....	17,281		594,269	537,698		90%		(56,571)		3,439
Justice Court <sup>7</sup> .....	--		53,513	48,353		90%		(5,160)		310
Municipal Court <sup>7</sup> .....	--		540,756	489,345		90%		(51,411)		3,129
Idaho--STATE TOTAL .....	637	5,782	23,755	23,328	6,209	98%	26%	427	7%	3,729
District Court <sup>7</sup> .....	--	37	220	227	30	103%	14%	-7	-19%	35
Magistrate's Court <sup>7</sup> .....	--	5,745	23,535	23,101	6,179	98%	26%	434	8%	3,695
-----										
Puerto Rico--STATE TOTAL .....	1,975	15,487	52,628	53,696	14,419	102%	27%	-1,068	-7%	2,665
Superior Court <sup>8</sup> .....	--	6,634	9,762	10,063	6,333	103%	65%	-301	-5%	494
District Court <sup>8</sup> .....	--	8,853	42,866	43,633	8,086	102%	19%	-767	-9%	2,170
-----										
New Hampshire--STATE TOTAL .....	663		34,173							5,154
District Court <sup>9</sup> .....	--		33,157							5,001
Municipal Court <sup>9</sup> .....	--		1,016							153
-----										
Hawaii--STATE TOTAL .....	689			20,461						(2,949)
Circuit Court <sup>7</sup> .....	--	621	438	582	477	133%	109%	-144	-23%	64
District Court <sup>8</sup> .....	--			19,879						(2,885)
Maine--STATE TOTAL .....	803		28,399	27,338		96%		(1,061)		3,537
Superior Court <sup>7</sup> .....	--	1,379	2,083	2,282	1,180	110%	57%	-199	-14%	259
District Court <sup>6</sup> .....	--		26,316	25,056		95%		(1,260)		3,277
-----										
<b>INCOMPLETE STATE DATA</b>										
Arkansas--Municipal Court <sup>6</sup> ..	1,614		99,908 <sup>i</sup>							6,190 <sup>i</sup>
City Court, Police Court and Justice of the Peace Court .....	--									

State and court title	State population in thousands	Begin pending	Filed	Disposed	End pending	As percent of filed		Change in pending		Filed (disposed) per 100,000 population
						Dis-posed	End pending	Number	Percent	
INCOMPLETE STATE DATA: (con't.)										
Indiana--Superior Court and Circuit Court <sup>6</sup> .....	3,872									
County Court <sup>6</sup> .....	--	19,269	51,109	46,654	23,724	91%	46%	4,455	23%	1,320
Municipal Court of Marion County <sup>6</sup> .....	--	29,020	50,309	37,507	41,822	75%	83%	12,802	44%	1,299
City Court <sup>6</sup> .....	--									
Town Court <sup>6</sup> .....	--									
Louisiana--City Court and Parish Court <sup>6</sup> .....	2,874		35,704	31,206		87%		(4,498)		1,242
District Court <sup>6</sup> .....	--									
Massachusetts--District Court Department <sup>6</sup> .....	4,247		208,026 <sup>j</sup>							4,898 <sup>j</sup>
Housing Court Department <sup>6</sup> .....	--		5,258							124
Juvenile Court Department <sup>6</sup> .....	--		29							1
Superior Court Department <sup>6</sup> .....	--									
Boston Municipal Court Department <sup>6</sup> .....	--									
Missouri--Circuit Court <sup>6</sup> ....	3,555		44,207 <sup>i</sup>	38,804 <sup>i</sup>		88 <sup>i</sup>		(5,403) <sup>i</sup>		1,244 <sup>i</sup>
Rhode Island--Superior Court <sup>6</sup> .....	704									
District Court <sup>6</sup> .....	--		31,944 <sup>j</sup>	31,522 <sup>j</sup>		99 <sup>j</sup>		(422) <sup>j</sup>		4,538 <sup>j</sup>
Municipal Court <sup>6</sup> .....	--									
Utah--Juvenile Court <sup>6</sup> .....	921		319							35
Circuit Court <sup>6</sup> .....	--		11,604 <sup>j</sup>							1,260 <sup>j</sup>
Justice Court <sup>6</sup> .....	--									
District Court <sup>6</sup> .....	--									
Wisconsin--Circuit Court <sup>6</sup> ...	3,347		35,633	35,959		101%		(-326)		1,065
Municipal Justice Court <sup>6</sup> .....	--									
-----										
Arizona--Superior Court <sup>7</sup> ....	1,926	115	84	130	69	155%	82%	-46	-40%	4
Justice of the Peace Court <sup>7</sup> .....	--	9,926 <sup>i</sup>	19,211 <sup>i</sup>	20,491 <sup>i</sup>	8,646 <sup>i</sup>	107 <sup>i</sup>	45 <sup>i</sup>	-1,280 <sup>i</sup>	-13 <sup>i</sup>	998 <sup>i</sup>
City Magistrates <sup>7</sup> .....	--	33,066	90,374	64,593	58,847	71%	65%	25,781	78%	4,692
Georgia--Superior Court <sup>7</sup> ....	3,818	8,552 <sup>i</sup>	16,754 <sup>i</sup>	15,796 <sup>i</sup>	8,170 <sup>i</sup>	94 <sup>i</sup>	49 <sup>i</sup>	-382 <sup>i</sup>	-5 <sup>i</sup>	-439 <sup>i</sup>
State Court and County Court <sup>7</sup> .....	--		90,609	79,761		88%		(10,848)		2,373
Probate Court <sup>7</sup> .....	--									
Municipal Court <sup>7</sup> .....	--									
Magistrate's Court <sup>7</sup> .....	--									
Kentucky--District Court <sup>7</sup> ...	2,579		180,627	162,010		90%		(18,617)		7,004
Circuit Court <sup>7</sup> .....	--									
Michigan--Recorder's Court of Detroit <sup>7</sup> .....	6,507		6,389	5,997		94%		(392)		98
District Court <sup>7</sup> .....	--									
Municipal Court <sup>7</sup> .....	--									
Montana--District Court <sup>7</sup> ....	555		554							100
Justice Court and City Court and Municipal Court .....	--									
Nevada--Justice Court <sup>7</sup> .....	584		28,139							4,818
Municipal Court <sup>7</sup> .....	--		36,540							6,257
District Court <sup>7</sup> .....	--									
Ohio--County Court <sup>7</sup> .....	7,703	2,461	26,454	26,727	2,188	101%	8%	-273	-11%	343
Municipal Court <sup>7</sup> .....	--	33,167	295,051	292,231	35,987	99%	12%	2,820	9%	3,830
Mayor's Court <sup>7</sup> .....	--									

(continued on next page)



TABLE 31:  
Misdemeanor caseload for trial courts, 1980. (continued)

State and court title	State population in thousands	Begin pending	Filed	Disposed	End pending	As percent of filed		Change in pending		Filed (disposed) per 100,000 population
						Dis-posed	End pending	Number	Percent	
INCOMPLETE STATE DATA: (con't.)										
Pennsylvania--Philadelphia Municipal Court <sup>7</sup> .....	8,742	5,413	33,925	34,030	5,078	100%	15%	-335	-6%	388
Court of Common Pleas <sup>7</sup> ..	--									
Pittsburgh City Magistrates <sup>7</sup> .....	--									
Texas--District Court and Criminal District Court <sup>7</sup> .....	9,923	5,634	7,463	5,095	8,002	68%	107%	2,368	42%	75
County Court at Law and Constitutional County Court <sup>7</sup> .....	--		147,081							1,482
Municipal Court <sup>7</sup> .....	--									
Justice of the Peace Court <sup>7</sup> .....	--									
-----										
Virginia--Circuit Court <sup>8</sup> ....	3,872		23,434	22,335		95%		(1,099)		605
District Court <sup>8</sup> .....	--									
-----										
Minnesota--District Court <sup>9</sup> ..	2,905		1,942	1,690		87%		(252)		67
County Court <sup>9</sup> .....	--		56,268	50,798		90%		(5,470)		1,937
County Municipal Court <sup>9</sup> ..	--									
-----										
Delaware--Court of Common Pleas <sup>8</sup> .....	428	1,147	9,529	9,149	1,527	96%	16%	380	33%	2,226
Alderman's Court <sup>8</sup> .....	--			1,598						(373)
Justice of the Peace Court <sup>8</sup> .....	--		20,566							4,805
Superior Court <sup>7</sup> .....	--									
New Mexico--Magistrate Court <sup>6</sup> .....	884		20,844							2,358
District Court <sup>7</sup> .....	--									
South Carolina--Magistrate Court <sup>6</sup> .....	2,178		82,869							3,805
Circuit Court <sup>6</sup> .....	--									
Municipal Court <sup>11</sup> .....	--		42,901							1,970
West Virginia--Magistrate Court <sup>11</sup> .....	1,390		117,491	107,679		92%		(9,812)		8,453
Circuit Court <sup>9</sup> .....	--									
Municipal Court <sup>12</sup> .....	--									

Note: All available data that are 90% or more complete are entered in the table. Blank spaces indicate that either the data were unavailable or less than 90% complete, or that the calculations were inappropriate.

- 6 The criminal case unit of count is the number of informations, indictments or complaints.
- 7 The criminal case unit of count is the number of defendants on the information, indictment or complaint.
- 8 The criminal case unit of count is the number of charges.
- 9 The criminal case unit of count is inconsistent statewide.
- 10 The criminal case unit of count is the number assigned at arraignment.
- 11 The criminal case unit of count is the number of warrants issued.
- 12 The criminal case unit of count is unknown.

i Data are incomplete:

Arizona--Justices of the Peace Court--Data were unavailable from St. Johns, Snowflake, and Quartzsite Precincts.  
Arkansas--Municipal Court--Data were unavailable for the court located in Salem.

Georgia--Superior Court--Data were unavailable from Cobb County.

Illinois--Circuit Court--Pending data do not include "conservation violations" which represent 2% of the filings.

Missouri--Circuit Court--Data include only data from associate circuit judges.

j Explanation of data included in category:

Illinois--Circuit Court--Data include ordinance violations and preliminary hearings in Cook County.  
Kansas--District Court--Disposed and pending data include some criminal appeal cases.  
Massachusetts--District Court Department--These include DWI cases, and some felony cases that have a maximum sentence of five years.  
Rhode Island--District Court--Data includes traffic cases not handled by the Administrative Adjudication Division of the Department of Transportation.  
Utah--Circuit Court--Data include preliminary hearings.

**TABLE 32:**  
**Combined felony and misdemeanor caseload, 1980.**

State adult population within unit of court groupings. Courts reporting felony, misdemeanor, or felony/misdemeanor caseload. Disposed and end pending as a percent of filed. Number and percent change in pending. Filed per 100,000 adult population.

State and court title	State population in thousands	Begin pending	Filed	Disposed	End pending	As percent of filed		Change in pending		Filed (disposed) per 100,000 population
						Dis-posed	End pending	Number	Percent	
<b>COMPLETE STATE DATA</b>										
<b>Exclusive court jurisdiction:</b>										
Guam--Superior Court <sup>6</sup> .....		953	750	1,028	675	137%	90%	-278	-29%	
Illinois--Circuit Court <sup>6</sup> ....	8,178	144,275 <sup>i</sup>	564,646	560,094	160,493 <sup>i</sup>	99%	99%	(4,552)		6,904
Iowa--District Court <sup>6</sup> .....	2,088	28,882 <sup>j</sup>	97,386 <sup>j</sup>	99,048 <sup>j</sup>	27,160 <sup>j</sup>	102% <sup>j</sup>	28% <sup>j</sup>	-1,722 <sup>j</sup>	-6% <sup>j</sup>	4,664 <sup>j</sup>
Kansas--District Court <sup>6</sup> .....	1,714	8,565 <sup>j</sup>	25,928	29,131 <sup>j</sup>	6,418 <sup>j</sup>			-2,147 <sup>j</sup>	-25% <sup>j</sup>	1,513
Missouri--Circuit Court <sup>6</sup> ....	3,555		65,867 <sup>j</sup>	58,768 <sup>j</sup>		89% <sup>j</sup>		(7,099) <sup>j</sup>		1,853 <sup>j</sup>
Oklahoma--District Court <sup>6</sup> ...	2,170	49,634	61,514	55,335	55,834	90%	91%	6,200	13%	2,835
-----										
Connecticut--Superior Court <sup>7</sup> .	2,285	10,477	108,948	98,649	13,395	91%	12%	2,918	28%	4,768
District of Columbia--Superior Court <sup>7</sup> .....	494	5,561	21,002	22,647	3,916	108%	19%	-1,645	-30%	4,251
<b>Not exclusive court jurisdiction:</b>										
Alaska--STATE TOTAL .....	270		14,665							5,431
Superior Court <sup>6</sup> .....	--	382 <sup>i</sup>	917	787 <sup>i</sup>	377 <sup>i</sup>			(-5) <sup>i</sup>	-1% <sup>i</sup>	340
District Court <sup>6</sup> .....	--		11,961							4,430
Magistrates' Court <sup>6</sup> .....	--		1,787	1,382		77%		(405)		662
North Dakota--STATE TOTAL ...	462		15,560	16,239		104%		(-679)		3,368
District Court <sup>6</sup> .....	--		1,256	1,217		97%		(39)		272
County with Increased Jurisdiction <sup>6</sup> .....	--		11,281	11,970		106%		(-689)		2,442
County Justice Court <sup>6</sup> ...	--		3,023	3,052		101%		(-29)		654
South Carolina--STATE TOTAL .	2,178		159,917							7,342
Circuit Court, County Court, and Civil and Criminal Court <sup>6</sup> .....	--	7,790	34,147	33,722	8,215	99%	24%	425	5%	1,568
Magistrate Court <sup>6</sup> .....	--		82,869							3,805
Municipal Court <sup>6</sup> .....	--		42,901							1,970
Vermont--STATE TOTAL .....	366	4,324	18,140	18,291	4,173	101%	23%	-151	-4%	4,956
Superior Court <sup>6</sup> .....	--	8	31	31	8	100%	26%	0		8
District Court <sup>6</sup> .....	--	4,316	18,109	18,260	4,165	101%	23%	-151	-4%	4,948
-----										
California--STATE TOTAL .....	17,281		652,201	588,888		90%		(63,313)		3,774
Superior Court <sup>7</sup> .....	--		57,932	51,190		88%		(6,742)		335
Justice Court <sup>7</sup> .....	--		53,513	48,353		90%		(5,160)		310
Municipal Court <sup>7</sup> .....	--		540,756	489,345		90%		(51,411)		3,129
Colorado--STATE TOTAL .....	2,080		50,877	43,627		86%		(7,250)		2,446
District Court <sup>7</sup> .....	--		12,477	9,596		77%		(2,881)		600
County Court <sup>7</sup> .....	--	13,128	38,400	34,031	17,497	89%	46%	4,369	33%	1,846
Florida--STATE TOTAL .....	7,381		309,754	265,024		86%		(44,730)		4,197
Circuit Court <sup>7</sup> .....	--		125,412	101,450		81%		(23,962)		1,699
County Court <sup>7</sup> .....	--		184,342	163,574		89%		(20,768)		2,498
Idaho--STATE TOTAL .....	637	7,027	26,840	26,260	7,607	98%	28%	580	8%	4,214
District Court <sup>7</sup> .....	--	1,282	3,305	3,159	1,428	96%	43%	146	11%	519
Magistrate's Division <sup>7</sup> ..	--	5,745	23,535	23,101	6,179	98%	26%	434	8%	3,695
Kentucky--STATE TOTAL .....	2,579		191,789	171,465		89%		(20,324)		7,437
Circuit Court <sup>7</sup> .....	--		11,162	9,455		85%		(1,707)		433
District Court <sup>7</sup> .....	--		180,627	162,010		90%		(18,617)		7,004
Washington--STATE TOTAL .....	2,991		98,491							3,293
Superior Court <sup>7</sup> .....	--		14,743							493
District Court <sup>7</sup> .....	--		83,748							2,800
-----										
Puerto Rico--STATE TOTAL .....	1,975	22,882	63,555	64,477	21,960	101%	35%	-922	-4%	3,218
Superior Court <sup>8</sup> .....	--	14,029	20,689	20,844	13,874	101%	67%	-155	-1%	1,048
District Court <sup>8</sup> .....	--	8,853	42,866	43,633	8,086	102%	19%	-767	-9%	2,170

(continued on next page)

TABLE 32:  
Combined felony and misdemeanor caseload, 1980. (continued)

State and court title	State population in thousands	Begin pending	Filed	Disposed	End pending	As percent of filed		Change in pending		Filed (disposed) per 100,000 population
						Dis-posed	End pending	Number	Percent	
<b>Not exclusive court jurisdiction (con't.)</b>										
New Hampshire--STATE TOTAL ..	663		38,125							5,750
Superior Court <sup>9</sup> .....	--		3,952	4,322		109%		(-370)		596
District Court <sup>9</sup> .....	--		33,157							5,001
Municipal Court <sup>9</sup> .....	--		1,016							153
-----										
Hawaii--STATE TOTAL .....	689			22,073						(3,227)
Circuit Court <sup>7</sup> .....	--	3,702	2,354	2,194	3,863	93%	164%	161	4%	342
District Court <sup>8</sup> .....	--			19,879						(2,885)
Maine--STATE TOTAL .....	803		34,361	32,444		94%		(1,917)		4,279
Superior Court <sup>7</sup> .....	--	3,124	4,998	4,837	3,285	97%	66%	161	5%	622
District Court <sup>6</sup> .....	--		29,363	27,607		94%		(1,756)		3,657
New Mexico--STATE TOTAL .....	884		26,030							2,945
District Court <sup>7</sup> .....	--	2,882	5,186	5,467	2,601	105%	50%	-281	-10%	587
Magistrate Court <sup>6</sup> .....	--		20,844							2,358
<b>INCOMPLETE STATE DATA</b>										
Arkansas--Circuit Court <sup>6</sup> ....	1,614	6,098	11,037	10,367	6,883	94%	62%	785	13%	684
Municipal Court <sup>6</sup> .....	--		99,908 <sup>i</sup>							6,190 <sup>i</sup>
City Court, Police Court and Justice of the Peace Court <sup>6</sup> .....	--									
Indiana--Superior Court and Circuit Court <sup>6</sup> .....	3,872	24,694	44,031	39,600	29,125	90%	66%	4,431	18%	1,137
County Court <sup>6</sup> .....	--	19,269	51,109	46,654	23,724	91%	46%	4,455	23%	1,320
Municipal Court of Marion County <sup>6</sup> .....	--	29,020	50,309	37,507	41,822	75%	83%	12,802	44%	1,299
City Court and Town Court <sup>6</sup> .....	--									
Louisiana--District Court <sup>6</sup> ..	2,874									
City Court, Parish Court and Municipal Court <sup>6</sup> ..	--		35,704	31,206		87%		(4,498)		1,242
Massachusetts--Superior Court Department <sup>6</sup> .....	4,247									
District Court Department <sup>6</sup> .....	--		208,026 <sup>j</sup>							4,898 <sup>j</sup>
Boston Municipal Court Department <sup>6</sup> .....	--									
Housing Court Department <sup>6</sup> .....	--		5,258							124
Juvenile Court Department <sup>6</sup> .....	--		29							1
New Jersey--Superior Court (Law Division) and County Court <sup>6</sup> .....	5,374	29,495	22,980	23,166	29,309	101%	128%	-186	-1%	428
County District Court <sup>6</sup> ..	--									
Municipal Court <sup>6</sup> .....	--									
Tennessee--Circuit Court and Criminal Court <sup>6</sup> .....	3,292		31,462							956
Justice of the Peace Court <sup>6</sup> .....	--									
Utah--District Court <sup>6</sup> .....	921		2,468	2,350		95%		(118)		268
Juvenile Court <sup>6</sup> .....	--		319							35
Circuit Court <sup>6</sup> .....	--		11,604 <sup>j</sup>							1,260 <sup>j</sup>
Justice Court <sup>6</sup> .....	--									
Wisconsin--Circuit Court <sup>6</sup> ...	3,347		48,809	49,521		101%		(-712)		1,458
Municipal Justice Court <sup>6</sup> ..	--									

State and court title	State population in thousands	Begin pending	Filed	Disposed	End pending	As percent of filed		Change in pending		Filed (disposed) per 100,000 population
						Dis-posed	End pending	Number	Percent	
INCOMPLETE STATE DATA (con't.)										
Wyoming--District Court <sup>6</sup> ....	325	698	1,732	1,666	764	96%	44%	66	10%	533
County Court and Justice of the Peace Court <sup>6</sup> ...	--									
-----										
Arizona--Superior Court <sup>7</sup> ....	1,926	6,153	14,054	12,473	7,734	89%	55%	1,581	26%	730
Justices of the Peace Court <sup>7</sup> .....	--	9,926 <sup>i</sup>	19,211 <sup>i</sup>	20,491 <sup>i</sup>	8,646 <sup>i</sup>	107% <sup>i</sup>	45% <sup>i</sup>	-1,280 <sup>i</sup>	-13% <sup>i</sup>	998 <sup>i</sup>
City Magistrates <sup>7</sup> .....	--	33,066	90,374	64,593	58,847	71%	65%	25,781	78%	4,692
Georgia--Superior Court <sup>7</sup> ....	3,818	24,006 <sup>i</sup>	48,741 <sup>i</sup>	44,921 <sup>i</sup>	25,326 <sup>i</sup>	92% <sup>i</sup>	52% <sup>i</sup>	1,320 <sup>i</sup>	6% <sup>i</sup>	1,277 <sup>i</sup>
State Court and County Court <sup>7</sup> .....	--		90,609	79,761		88%		10,848		2,373
Probate Court <sup>7</sup> .....	--									
Municipal Court <sup>7</sup> .....	--									
Magistrate's Court <sup>7</sup> .....	--									
Michigan--Circuit Court <sup>7</sup> ....	6,507	8,616	30,613	28,881	10,348	94%	34%	1,732	20%	471
Recorder's Court of Detroit <sup>7</sup> .....	--		19,136	17,717		93%		(1,419)		294
District Court <sup>7</sup> .....	--									
Municipal Court <sup>7</sup> .....	--									
Montana--District Court <sup>7</sup> ....	555	958	2,771	2,631	1,098	95%	40%	140	15%	499
Justice Court <sup>7</sup> .....	--									
City Court <sup>7</sup> .....	--									
Municipal Court <sup>7</sup> .....	--									
Nevada--Justice Court <sup>7</sup> .....	584		28,139							4,818
Municipal Court <sup>7</sup> .....	--		36,540							6,257
District Court <sup>7</sup> .....	--									
New York--Supreme Court and County Court <sup>7</sup> .....	12,870		35,026	34,966		100%		(60)		272
Criminal Court of the City of New York <sup>7</sup> .....	--									
Town and Village Court <sup>7</sup> .....	--									
District Court <sup>7</sup> .....	--									
City Court <sup>7</sup> .....	--									
Ohio--Court of Common Pleas <sup>7</sup> .....	7,703	7,643	39,215	37,189	9,669	95%	25%	2,026	27%	509
County Court <sup>7</sup> .....	--	2,461	26,454	26,727	2,188	101%	8%	-273	-11%	343
Municipal Court <sup>7</sup> .....	--	33,167	295,051	292,231	35,987	99%	12%	2,820	9%	3,830
Mayor's Court <sup>7</sup> .....	--									
Pennsylvania--Court of Common Pleas <sup>7</sup> .....	8,742	27,885 <sup>j</sup>	65,782 <sup>j</sup>	54,982 <sup>j</sup>	31,953 <sup>j</sup>	84% <sup>j</sup>	49% <sup>j</sup>	4,068 <sup>j</sup>	15% <sup>j</sup>	753 <sup>j</sup>
Philadelphia Municipal Court <sup>7</sup> .....	--	5,413	33,925	34,030	5,078	100%	15%	-335	-6%	388
Pittsburgh City Magistrates <sup>7</sup> .....	--									
Texas--District Court and Criminal District Court <sup>7</sup> .....	9,923	56,745	89,917	79,174	67,488	88%	75%	10,743	19%	906
County Court at Law, and Constitutional County Court <sup>7</sup> .....	--	160,897 <sup>ij</sup>	147,081	159,076 <sup>ij</sup>	180,588 <sup>ij</sup>			19,691 <sup>ij</sup>	12% <sup>ij</sup>	1,482
Justice of the Peace Court <sup>7</sup> .....	--									
Municipal Court <sup>7</sup> .....	--									
-----										
Virginia--Circuit Court <sup>8</sup> ....	3,872		59,812	57,144		96%		(2,668)		1,545
District Court <sup>8</sup> .....	--									

(continued on next page)

TABLE 32:  
Combined felony and misdemeanor caseload, 1980. (continued)

State and court title	State population in thousands	Begin pending	Filed	Disposed	End pending	As percent of filed		Change in pending		Filed (disposed) per 100,000 population
						Dis-posed	End pending	Number	Percent	
INCOMPLETE STATE DATA (con't.)										
Minnesota--District Court <sup>9</sup> ..	2,905		11,196	9,122		81%		(2,074)		385
County Court <sup>9</sup> .....	--		56,268	50,798		90%		(5,470)		1,937
County Municipal Court <sup>9</sup> ..	--									
North Carolina--Superior Court <sup>9</sup> .....	4,219	10,142	36,830	36,169	10,803	98%	29%	661	7%	873
District Court <sup>9</sup> .....	--									
Oregon--Circuit Court <sup>10</sup> .....	1,910	7,415	19,077	17,787	8,705	93%	46%	1,290	17%	999
Justice Court <sup>10</sup> .....	--									
District Court <sup>10</sup> .....	--									
Delaware--Superior Court <sup>7</sup> ..	428	1,181 <sup>j</sup>	2,931	2,970 <sup>j</sup>	1,326 <sup>j</sup>			145 <sup>j</sup>	12% <sup>j</sup>	685
Court of Common Pleas <sup>8</sup> ..	--	1,147	9,529	9,149	1,527	96%	16%	380	33%	2,226
Justice of the Peace Court <sup>8</sup> .....	--		20,566							4,805
Alderman's Court <sup>8</sup> .....	--			1,598						373
Municipal Court of Wilmington <sup>8</sup> .....	--									
Maryland--Circuit Court <sup>6</sup> .....	3,049		34,412	37,108		108%		(-2,696)		1,129
District Court <sup>7</sup> .....	--									
Nebraska--District Court <sup>7</sup> ..	1,123		4,552 <sup>i</sup>	3,955 <sup>i</sup>		87% <sup>i</sup>		(597) <sup>i</sup>		405 <sup>i</sup>
County Court <sup>6</sup> .....	--									
Municipal Court <sup>7</sup> .....	--									
Rhode Island--Superior Court <sup>7</sup> .....	704		3,667	3,462		94%		(205)		521
District Court <sup>6</sup> .....	--		31,944 <sup>j</sup>	31,522 <sup>j</sup>		99% <sup>j</sup>		(422) <sup>j</sup>		4,538 <sup>j</sup>
Municipal Court <sup>6</sup> .....	--									
West Virginia--Magistrate Court <sup>11</sup> .....	1,390		117,491	107,679		92%		(9,812)		8,453
Circuit Court <sup>9</sup> .....	--									
Municipal Court <sup>12</sup> .....	--									

Note: All available data that are at least 90% complete are entered in the table. Blank spaces indicate that either the data were unavailable or less than 90% complete, or the calculations were inappropriate.

Nebraska--District Court--Data were unavailable from Webster and Valley Counties.

Texas--County Court at Law--Pending and disposed figures do not include traffic appeal cases.

- 6 The criminal case unit of count is the number of informations, indictments or complaints.
- 7 The criminal case unit of count is the number of defendants on the information, indictment or complaint.
- 8 The criminal case unit of count is the number of charges.
- 9 The criminal case unit of count is inconsistent statewide.
- 10 The criminal case unit of count is the number assigned at arraignment.
- 11 The criminal case unit of count is the number of warrants issued.
- 12 The criminal case unit of count is unknown.

- i Incomplete state data:  
Alaska--Superior Court--Disposed and pending data do not include misdemeanors.  
Arizona--Justices of the Peace Court--Data were unavailable from St. John's, Snowflake and Quartzite Precincts.  
Arkansas--Municipal Court--753 total cases from Salem could not be identified by case type.  
Georgia--Superior Court--Data were unavailable from Cobb County.  
Illinois--Circuit Court--Pending data do not include "conservation violations" which represent 2% of the filings.

- j Explanation of data included in the category:  
Delaware--Superior Court--Disposed and pending data include criminal appeal cases that are tried de novo.  
Iowa--District Court--Data include criminal appeals.  
Kansas--District Court--Disposed and pending data include some criminal appeal cases.  
Massachusetts--District Court Department--Data include DWI cases.  
Missouri--Circuit Court--Figures include municipal appeals.  
Pennsylvania--Court of Common Pleas--Data include criminal trial de novo for appeal.  
Rhode Island--District Court--Traffic cases not handled by the Administrative Adjudication Division of the Department of Transportation are included with misdemeanors.  
Texas--County Court at Law--Disposed and pending data include criminal appeals.  
Utah--Circuit Court--Data include preliminary hearings.

**TABLE 33:**

**Ordinance violation caseload for trial courts, 1980.**

*State population within unit of count groupings. Courts reporting ordinance violations caseload. Disposed and end pending as a percent of filed. Number and percent change in pending. Filed per 100,000 adult population.*

State and court title	State population in thousands	Begin pending	Filed	Disposed	End pending	As percent of filed		Change in pending		Filed (disposed) per 100,000 population
						Dis-posed	End pending	Number	Percent	
<b>COMPLETE STATE DATA</b>										
<b>Exclusive court jurisdiction:</b>										
Illinois--Circuit Court <sup>6</sup> ....	8,178		84,594	81,726	39,893	97%		(2,868)		1,034
Iowa--District Court <sup>6</sup> .....	2,088	48,368	68,865	77,340	39,893	112%	58%	-8,475	-18%	3,298
Utah--City Court <sup>6</sup> .....	921		22,761							
-----										
District of Columbia--Superior Court <sup>7</sup> .....	494	271	3,637	3,647	261	100%	7%	-10	-4%	736
Florida--County Court <sup>7</sup> .....	7,381		75,914	66,770		88%		(9,144)		1,029
Washington--Municipal Court <sup>7</sup> ..	2,991		57,681							1,928
-----										
Hawaii--District Court <sup>8</sup> .....	689	4,821	22,643	22,696	4,768	100%	21%	-53	-1%	3,286
-----										
South Carolina--Municipal Court <sup>11</sup> .....	2,178		45,836							2,104
-----										
<b>Not exclusive court jurisdiction:</b>										
California--STATE TOTAL .....	17,281		57,173	42,865		75%		(14,308)		331
Municipal Court <sup>7</sup> .....	--		52,475	39,944		74%		(13,531)		304
Justice Court <sup>7</sup> .....	--		4,698	3,921		83%		(777)		27
Pennsylvania--STATE TOTAL .....	8,742		265,686							3,039
District Justice Court <sup>7</sup> .....	--		265,034	229,540		87%		(35,494)		3,032
Pittsburgh City Magistrates <sup>7</sup> .....	--		652							7
-----										
<b>INCOMPLETE STATE DATA</b>										
Louisiana--City Court, Parish Court, Municipal Court and Traffic Court of New Orleans <sup>6</sup> .....	2,874		104,020	83,835		81%		(20,185)		3,619
Mayor's Court <sup>6</sup> .....	--									
-----										
Michigan--District Court <sup>7</sup> ...	6,507	21,586	90,408	88,664	23,330	98%	26%	1,744	8%	1,389
Common Pleas Court of Detroit <sup>7</sup> .....	--									
Municipal Court <sup>7</sup> .....	--	237	1,308	1,122	423	86%	32%	186	79%	20
Recorder's Court of Detroit <sup>7</sup> .....	--	149,526	38,805	28,215	160,116	73%	413%	10,590	7%	596
-----										
Puerto Rico--District Court <sup>8</sup> ..	1,975	54	280	295	39	105%	14%	-15	-28%	14
Municipal Court <sup>8</sup> .....	--									

Note: All available data that are at least 90% complete are entered in the table. Blank spaces indicate that either the data were unavailable or less than 90% complete, or that the calculations were inappropriate.

6 The criminal case unit of count is the number of informations, indictments or complaints.

7 The criminal case unit of count is the number of defendants on the information, indictment or complaint.

8 The criminal case unit of count is the number of charges.

9 The criminal case unit of count is inconsistent statewide.

10 The criminal case unit of count is the number assigned at arraignment.

11 The criminal case unit of count is the number of warrants issued.

12 The criminal case unit of count is unknown.

**TABLE 34:**  
**Preliminary hearing caseload for trial courts, 1980.**

*State adult population within unit of count groupings. Courts reporting felony preliminary caseload. Disposed and end pending as a percent of filed. Number and percent change in pending. Filed per 100,000 adult population.*

State and court title	State population in thousands	Begin pending	Filed	Disposed	End pending	As percent of filed		Change in pending		Filed (disposed) per 100,000 population
						Dis-posed	End pending	Number	Percent	
<b>COMPLETE STATE DATA</b>										
<b>Exclusive court jurisdiction:</b>										
Iowa--District Court <sup>6</sup> .....	2,088			2,354						(113)
Missouri--Circuit Court <sup>6</sup> .....	3,555		28,353	23,648		83%		(4,705)		798
New Mexico--Magistrate Court <sup>6</sup> .....	884		9,884							1,118
Rhode Island--District Court <sup>6</sup> .....	704		7,878							1,119
-----										
Colorado--County Court <sup>7</sup> .....	2,080		2,732	2,732		100%				131
District of Columbia--Superior Court <sup>7</sup> .....	494	194	7,046	7,104	136	101%	2%	-58	-30%	1,426
Idaho--Magistrate's Division <sup>7</sup> .....	637	2,193	5,987	5,631	2,549	94%	43%	356	16%	940
Kentucky--District Court <sup>7</sup> .....	2,579		26,505	24,712		93%		(1,793)		1,028
Nevada--Justice Court <sup>7</sup> .....	584		9,380							1,606
Washington--District Court <sup>7</sup> ....	2,991		10,324							345
-----										
Hawaii--District Court <sup>8</sup> .....	689			933						(135)
-----										
West Virginia--Magistrate Court <sup>11</sup> .....	1,390		12,650	10,468		83%		(2,182)		910
<b>Not exclusive court jurisdiction:</b>										
Alaska--STATE TOTAL.....	270		1,760	1,352		77%		(408)		652
District Court <sup>6</sup> .....	--	690	1,599	1,222	544	76%	34%	-146	-21%	592
Magistrate's Court <sup>6</sup> .....	--		161	130		81%		(31)		60
Indiana--STATE TOTAL.....	3,872	1,154j	5,950j	5,174j	1,930j	87%j	32%j	776j	67%j	154j
Superior Court <sup>6</sup> .....	--	733	4,157	3,328	1,562	80%	38%	829	113%	107
County Court <sup>6</sup> .....	--	421j	1,793j	1,846j	368j	103%j	21%j	-53j	-13%j	46j
-----										
California--STATE TOTAL.....	17,281		115,769	96,739		84%		(19,030)		670
Justice Court <sup>7</sup> .....	--		8,974	7,064		79%		(1,910)		52
Municipal Court <sup>7</sup> .....	--		106,795	89,675		84%		(17,120)		618
Ohio--STATE TOTAL.....	7,703	5,653	53,328	53,701	5,280	101%	10%	-373	-7%	692
County Court <sup>7</sup> .....	--	278	4,769	4,560	487	96%	10%	209	75%	62
Municipal Court <sup>7</sup> .....	--	5,375	48,599	49,141	4,793	101%	10%	-582	-11%	630
Pennsylvania--STATE TOTAL.....	8,742		127,213							1,455
Philadelphia Municipal Court <sup>7</sup> .....	--	1,655	14,719	14,303	1,718	97%	12%	63	4%	168
District Justice Court <sup>7</sup> .....	--		103,792	93,132		90%		(10,660)		1,187
Pittsburgh City Magistrates <sup>7</sup> .....	--		8,702							100
-----										
Puerto Rico--STATE TOTAL.....	1,975	10,084	17,293	18,545	8,832	107%	51%	-1,252	-12%	876
Superior Court <sup>8</sup> .....	--	153	732	729	156	100%	21%	3	2%	37
District Court <sup>8</sup> .....	--	9,931	16,561	17,816	8,676	108%	52%	-1,255	-13%	839
-----										
New Hampshire--STATE TOTAL.....	663		3,856							582
District Court <sup>9</sup> .....	--		3,769							569
Municipal Court <sup>9</sup> .....	--		87							13

State and court title	State population in thousands	Begin pending	Filed	Disposed	End pending	As percent of filed		Change in pending		Filed (disposed) per 100,000 population
						Dis-posed	End pending	Number	Percent	
<b>COMPLETE STATE DATA (con't.)</b>										
North Dakota--STATE TOTAL.....	462		1,593	1,598		100%		(-5)		345
County Court with increased Jurisdiction <sup>10</sup> .....	--		1,369	1,395		102%		(-26)		296
County Justice Court <sup>10</sup> ....	--		224	203		91%		21		48
-----										
South Carolina--STATE TOTAL ..	2,178	1,384	25,360	24,502	2,242	97%	9%	858	62%	1,164
Magistrate Court <sup>11</sup> .....	--	974	19,847	19,379	1,442	98%	7%	468	48%	911
Municipal Court <sup>11</sup> .....	--	410	5,513	5,123	800	93%	15%	390	95%	253
<b>INCOMPLETE STATE DATA</b>										
Arizona--Justices of the Peace.....	1,926	3,806 <sup>i</sup>	18,303 <sup>i</sup>	17,137 <sup>i</sup>	4,972 <sup>i</sup>	94 <sup>i</sup> %	27 <sup>i</sup> %	1,166 <sup>i</sup>	31 <sup>i</sup> %	950 <sup>i</sup>
Oregon--District Court <sup>10</sup> .....	1,910	1,419	11,690	11,415	1,694	98%	14%	275	19%	612
Justice Court <sup>10</sup> .....	--									
Nebraska--County Court <sup>6</sup> .....	1,123		4,450	4,692		105%		(-242)		396
Municipal Court <sup>7</sup> .....	--									

Note: All available data that are at least 90% complete are included in the table. Blank spaces indicate that either the data were unavailable or less than 90% complete, or the calculations were inappropriate.

- 6 The criminal case unit of count is the number of informations, indictments, or complaints.
- 7 The criminal case unit of count is the number of defendants on the information, indictment, or complaint.
- 8 The criminal case unit of count is the number of charges.
- 9 The criminal case unit of count is not consistent statewide.
- 10 The criminal case unit of count is the case number assigned to the information, indictment, or complaint at arraignment.

11 The criminal case unit of count is the number of warrants issued.

<sup>i</sup>Data are incomplete:

Arizona--Justices of the Peace Court--No data were reported for St. John's, Snowflake, and Quartzsite Precincts.

<sup>j</sup>Explanation of data included in the category:

Indiana--County Court--Data include some mental health and extraordinary writ cases.



**TABLE 35:**  
**Criminal appeals caseload for trial courts, 1980.**

State adult population within unit of count groupings. Courts reporting criminal appeals caseload. Disposed and end pending as a percent of filed. Number and percent change in pending. Filed per 100,000 adult population.

State and court title	State population in thousands	Begin pending	Filed	Disposed	End pending	As percent of filed		Change in pending		Filed (disposed) per 100,000 population
						Dis-posed	End pending	Number	Percent	
<b>COMPLETE STATE DATA</b>										
<b>Exclusive court jurisdiction:</b>										
Alaska--Superior Court <sup>6</sup> .....	270		64							24
Arkansas--Circuit Court <sup>6</sup> .....	1,614	2,777 <sup>j</sup>	5,440 <sup>j</sup>	5,395 <sup>j</sup>	2,823 <sup>j</sup>	99% <sup>j</sup>	52% <sup>j</sup>	46 <sup>j</sup>	2% <sup>j</sup>	337 <sup>j</sup>
Kansas--District Court <sup>6</sup> .....	1,714		1,056							62
Maryland--Circuit Court <sup>6</sup> .....	3,049		4,379	4,437		101%		(-58)		144
New Jersey--Superior Court <sup>6</sup> ..	5,374	739	2,783	2,828	694	102%	25%	-45	-6%	52
Oklahoma--District Court <sup>6</sup> .....	2,170	1,239	423	323	1,339	76%	317%	100	8%	19
Rhode Island--Superior Court <sup>6</sup> ..	704		772							110
Utah--District Court <sup>6</sup> .....	921		330	203		62%		(127)		36
-----										
Arizona--Superior Court <sup>7</sup> .....	1,926	474	1,893	1,876	491	99%	26%	17	4%	98
California--Superior Court <sup>7</sup> ..	17,281		2,488	2,166		87%		(322)		14
Delaware--Superior Court <sup>7</sup> .....	428		184							43
Florida--Circuit Court <sup>7</sup> .....	7,381		563	765		136%		(-202)		8
Idaho--District Court <sup>7</sup> .....	637	98	67	88	77	131%	115%	-21	-21%	11
Kentucky--Circuit Court <sup>7</sup> .....	2,579		397	392		99%		(5)		15
Michigan--Circuit Court <sup>7</sup> .....	6,507	565	651	593	623	91%	96%	58	10%	10
Washington--Superior Court <sup>7</sup> ..	2,991		3,187							107
-----										
New Hampshire--Superior Court <sup>9</sup> .....	663		2,905	3,327		115%		(-422)		438
North Carolina--Superior Court <sup>9</sup> .....	4,219	6,858	24,994	25,047	6,805	100%	27%	-53	-1%	592
<b>Not exclusive court jurisdiction:</b>										
Texas--County Court at Law and Constitutional County Court <sup>7</sup> .....	9,923		61,079							616
<b>INCOMPLETE STATE DATA</b>										
Massachusetts--District Court <sup>6</sup> .....	4,247									
Superior Court <sup>6</sup> .....	--	959	711	1,044	626	147%	88%	-333	-35%	17
Boston Municipal Court <sup>12</sup> ..	--									
North Dakota--District Court <sup>6</sup> ..	462		21	40		190%		(-19)		5
County Court with Increased Jurisdiction <sup>6</sup> .....	--									
-----										
Colorado--District Court and Denver Superior Court <sup>7</sup> ..	2,080		427	404		95%		(23)		21
County Court <sup>7</sup> .....	--									
Nebraska--District Court <sup>7</sup> .....	1,123		1,793 <sup>ij</sup>	1,654 <sup>ij</sup>		92% <sup>ij</sup>		(139) <sup>ij</sup>		160 <sup>ij</sup>
Pennsylvania--Court of Common Pleas <sup>7</sup> .....	8,742	2,873 <sup>i</sup>	15,271 <sup>i</sup>	14,740 <sup>i</sup>	3,758 <sup>i</sup>	97% <sup>i</sup>	25% <sup>i</sup>	885 <sup>i</sup>	31% <sup>i</sup>	175 <sup>i</sup>

Note: All available data that are at least 90% complete are in the Table. Blank spaces indicate that either the data were unavailable or less than 90% complete, or that the calculations were inappropriate.

Pennsylvania--Court of Common Pleas--Trial de novo appeals are included in the felony/misdemeanor category.

- 6 The criminal case unit of count is the number of informations, indictments, or complaints.
- 7 The criminal case unit of count is the number of defendants on the information, indictment or complaint.
- 8 The criminal case unit of count is the number of charges.
- 9 The criminal case unit of count is inconsistent statewide.
- 12 The criminal case unit of count is unknown.

<sup>j</sup>Explanation of data included in the category:  
Arkansas--Circuit Court--Figures include some original misdemeanor cases.  
Nebraska--District Court--Figures include civil appeals, although more than half of them were criminal appeals.

<sup>i</sup>Data are incomplete:  
Nebraska--District Court--Data were unavailable from Webster and Valley Counties.

TABLE 36: Criminal disposition types for trial courts, 1980.

Variations in court organization and subject matter jurisdiction:

These tables display data for the general jurisdiction and limited jurisdiction courts that report manner-of-disposition data. In Table 36 the states are grouped according to the unit used in counting criminal cases.

Sources of data are found in the individual court profiles in Part II and in Appendix B.

Variations in definitions:

Table 36 indicates the various units used in counting cases from state to state. Only a few states report sufficiently complete data to make between-state comparisons of the proportion of total caseload disposed by each manner of disposition.

Appropriate analyses:

All percentage calculations that were less than 1% but greater than 0% have been rounded up to 1%. All percentage calculations that were less than 0% but greater than -1% have been rounded down to -1%.

Number and percent of total dispositions for each manner of disposition. Dividing the number

of cases for each manner of disposition by the total number of similar cases results in the proportions of cases disposed by each manner of disposition. These figures can be compared between courts that count cases in the same way (i.e., the same unit of count).

Limitations on use:

The distribution of the proportions of cases by different manners of disposition is affected by the method used for counting cases in the court. Dismissals will make up a higher percentage of dispositions in those courts that use a paper-based or charge-based count. Before making comparisons between states and courts, be sure that they both use the same unit of count.

The distribution is also affected by the order with which procedures are carried out by the court and the prosecutor. The proportion of dismissals will be lower in courts that screen cases before filing them than in courts that screen cases after they are filed.

In addition, care should be taken to ensure that a dismissal in one state means the same as a dismissal in another state. For example, some states may distinguish between dismissals by prosecutors and by judges, while others may treat them as the same.

**TABLE 36:**  
**Criminal disposition types for trial courts, 1980.**  
*Courts reporting criminal disposition types. Pleas, total convictions, trial convictions, acquitted, nolle prosequi, and dismissed.*  
*Each disposition type as a percent of criminal dispositions.*

State, court title, and unit of count	Total criminal dispositions*	Plea		Trial conviction		Total conviction		Acquittal		Nolle prosequi		Dismissal		
		Total trials	Number	percent of disposed	Number	percent of disposed	Number	percent of disposed	Number	percent of disposed	Number	percent of disposed	Number	percent of disposed
<b>Informations, indictments, complaints</b>														
Alaska--Superior Court.....	787†	429†	55%†	102†	13%†	531†	67%†	17†	2%†	4,366	13%	209†	27%†	
Kansas--District Court.....	29,131	14,807	51%	995	3%	15,802	54%	379	1%			9,793	34%	
South Carolina--Circuit Court.....	33,722	25,589	76%	1,161	3%	26,750	79%	335	1%	4,366	13%	1,728	5%	
Tennessee--Circuit Court and Criminal Court.....	29,502‡	18,247‡	62%‡	1,970‡	7%‡	20,217‡	69%‡	799‡	3%‡	1,878‡	6%‡	3,678‡	12%‡	
Utah--District Court.....	2,350	1,553†	66%†									360†	15%†	
Vermont--District Court.....	29,590	11,714	40%							5,615	27%	6,222	23%	
Vermont--STATE TOTAL.....	21,117	12,412	59%							0	0%	1,218	6%	
Superior Court.....	33	13	39%							5,615	28%	1,215	9%	
District Court.....	20,084	267	12,399	62%						416	25%			
Wyoming--District Court.....	1,666	863	52%											
<b>Number of defendants</b>														
Arizona--Superior Court.....	14,834	1,094	8,955	60%	60,684‡	8%‡	484,976‡	66%‡	11,756‡	2%‡	2,278‡	15%‡	793‡	5%‡
California--STATE TOTAL.....	730,658	74,274	424,292	58%	5,088	10%	43,719	82%	1,250‡	2%‡	6,221‡	12%‡	149,943‡	21%‡
Superior Court.....	53,356	7,900	38,631	72%	5,154‡	9%‡	32,139‡	54%‡	1,843	3%	9,168	15%	134,554	22%
Justice Court.....	59,338	7,130	26,985	45%	50,442‡	8%‡	409,118‡	66%‡	8,663	1%			2,401	7%
Municipal Court.....	617,964	59,244	358,676	58%	146	3%	1,972	47%	51	1%	829	20%	98,172‡	30%‡
Delaware--Superior Court.....	4,189	255	1,826	44%	1,023	3%	8,678	25%	498	1%	6,801	19%	2,401	7%
District of Columbia--Superior Court.....	35,249	1,827	7,655	22%	4,712†	1%†	127,334†	38%†	4,834†	1%†			98,172‡	30%‡
Florida--STATE TOTAL.....	331,944	12,641†	22,622†	37%†	2,051†	2%†	24,610†	24%†	1,327†	1%†			41,511‡	41%‡
Circuit Court.....	101,450†	4,036†	22,559†	22%†	2,661	1%	102,724	45%	3,507‡	2%‡			56,661‡	25%‡
County Court.....	230,344	8,605	100,063	43%							540	24%	98	4%
Hawaii--Circuit Court.....	2,275	307	1,081	48%						1,645†	4%†	5,261†	12%†	
District Court.....	42,575†	4,936†	22,601†	33%†	3,113†	5%†	10,318†	24%†	1,823†	3%†			4,127	14%
Illinois--Circuit Court.....	67,563†	1,949	12,595	43%			29,714†	38%†					186	12%
Michigan--Circuit Court.....	29,474	1,594	800	50%									40,264	14%
Municipal Court.....	1,594	91	80,736	28%									10,599†	25%†
District Court.....	285,996	11,033	1,667	71%	104	4%	1,771	75%	26	1%	(j)	(j)	136,235	38%
Montana--District Court.....	2,361	130	16,071	56%†	1,542†	5%†	17,619†	61%†	1,080†	4%†			5,423	16%
New Jersey--Superior Court.....	28,892†	2,403†	191,835	54%	3,777	1%	28,512	82%	1,031	3%			78,332	44%
New York--STATE TOTAL.....	357,980	5,977	26,022	74%	458	1%	82,924	46%	634	1%			52,475	36%
Supreme Court and County Court.....	34,966	3,352	82,466	46%	829	1%	84,176	58%	743	1%			37,415	9%
Criminal Court of the City of New York.....	178,333	1,053	83,347	58%									23,706	64%
District Court and City Court.....	144,681	1,572	164,473	40%									5,870	19%
Ohio--STATE TOTAL.....	409,848	20,513	14,230	38%									7,839	2%
County Court.....	37,189	3,957	10,843	35%									11,638	41%
County Court.....	31,287	2,180	139,400	41%									12,610	3%
Municipal Court.....	341,372	14,376	26,730	48%										
Pennsylvania--Court of Common Pleas.....	54,982	7,717	4,272	15%										
Philadelphia Municipal Court.....	28,182	2,930	230,485	53%										
District Justice Court.....	432,530	51,252			29,811	7%	260,296	60%	20,811	5%				

Texas--STATE TOTAL.....	134,819†	181,506†	164,488†	18%	16,337†	2%	192,449†	21%
District Court.....	83,795	3,744	2,955	4%	49,684	59%	27,409	33%
County Court at Law and Constitutional	159,076	2,593	967	1%	945	1%	63,433	40%
Municipal Court.....	421,492†	120,720†	109,454†	26%	11,266†	3%	55,113†	13%
Justice of the Peace Court.....	270,456†	54,449†	51,112†	19%	3,337†	1%	46,494†	17%
Virginia--Circuit Court.....	57,499	18,183	23,806	41%			2,422	4%
Washington--Superior Court.....	15,520	2,065			9,218†	59%	8,079	14%
Number of charges							(j)	(j)
Puerto Rico--Superior Court.....	21,573	4,670	2,489	12%	9,010	42%	2,181	10%
District Court.....	61,744	8,424	2,771	4%	17,105	28%	5,653	9%
No consistent definition/other								
Georgia--Superior Court.....	44,921†	4,286†					(j)	(j)
North Carolina--Superior Court.....	36,169†						11,642†	32%
District Court.....	353,478	40,135					73,929	21%

Note: All available data are entered in the table and all appropriate calculations are included. Blank spaces indicate that either the data were unavailable or the calculations were inappropriate.

Utah--District Court--Data include felony/misdemeanor cases only.  
Washington--Superior Court--Type of disposition data were unavailable for eight court locations.

\* The category data do not sum to the total dispositions due to other minor or unreported methods of dispositions.

JExplanation of data included in the category:

Alaska--The dismissal figure included 3 hung juries.

Arizona--Nolle prosequi data include some dismissals.

California--Superior Court--Acquittal and dismissal data include some transfers. Justice and Municipal Court--Trial conviction data does not include juvenile orders.

iData are not complete:

Alaska--Superior Court--Data are given for felony cases only.

Florida--Circuit Court--Data are given for felony cases only.

Georgia--Superior Court--Data were unavailable from Cobb County.

Hawaii--District Court--Data do not include preliminary hearing cases.

Illinois--Circuit Court--Data are given for felony cases only.

New Jersey--Superior Court (Law and Chancery Divisions)--Data are given for felony cases only.

North Carolina--Superior Court--Data are given for felony cases only.

Pennsylvania--Philadelphia Municipal Court--Data are given for misdemeanor "criminal" cases only.

Texas--Municipal Court and Justice of the Peace Court--Data contained in this table are based on an incomplete number of monthly reports received. The reporting rates for the various courts were: Municipal Court--73%; Justice of the Peace Court--80%.

Delaware--Superior Court--Dismissal data includes 13 hung juries and 4 mistrials. Florida--Some dismissals are included with acquittals. Georgia--Superior Court--The dismissal figure includes nolle prosequi. Hawaii--District Court--This court identified an additional 4,425 cases as "stricken," which have not been included in the dismissal data. Illinois--Circuit Court--Total criminal dispositions does not include felonies that were later reduced completely to misdemeanors. Montana--The dismissal figure includes nolle prosequi. North Carolina--Superior Court and District Court--Dismissal data includes the number of speedy trial dismissals only. South Carolina--The total trials figure was estimated by adding the trial convictions and trial acquittals. Tennessee--Disposition data include traffic (DWI/DUI) dispositions. Washington--Superior Court--The dismissal figure includes nolle prosequi.

TABLE 37: Criminal jury and non-jury trial dispositions by case type, 1980.

Variations in court organization and subject matter jurisdiction:

Subject matter jurisdictions are visually quite apparent in Tables 26 and 37, where the "+" symbols under the heading "Case type" indicate what case types were reported for each piece of trial data. These breakdowns were made to facilitate comparative analysis among courts and case types. Both general jurisdiction and limited jurisdiction courts are included.

Sources of data:

These are found in the individual court profiles in Part II and in Appendix B.

Variations in case classifications and definitions:

Both the case categories and the data classified in each case category vary from state to state. The categories "law" and "equity" have been added to the CSIM case types on Table 26 in order to accommodate those states that have reported trial data for cases they classify as "law" and "equity." Overlap exists between these categories and the CSIM case types, which focus on subject-matter rather than on the remedy sought.

Variations in counting both cases and trials:

Each of these tables has numerical superscripts by each court name, indicating how that court counts cases. Caseload cannot be compared among courts that do not count cases in the same way.

The definitions used by each court to count trials are indicated in the third column in Tables 26 and 37, the second column in Table 41. Comparisons can be made between courts that count trials in the same way.

Appropriate analyses:

All percentage calculations that were less than 1% but greater than 0% have been rounded up to 1%. All percentage calculations that were less than 0% but greater than -1% have been rounded down to -1%.

Trials as a percent of dispositions. Dividing the number of trials conducted by the total number of cases disposed of for the appropriate case type results in the trial rate for that case type for the court.

Jury trials as a percent of dispositions. Dividing the number of jury trials conducted by the total number of cases disposed of for the appropriate case type results in the jury trial rate for that case type for the court.

Jury trials as a percent of trials. Dividing the number of jury trials by the total number of trials conducted for that case type results in the proportion of trials that are trials by jury for that case type for the court.

Limitations on use:

Comparisons on these tables must be restricted to the court level, and must be controlled for case type, unit of count, and trial definitions. State totals have not been computed in order to avoid any temptation to compare "apples and oranges."

Care should also be taken to compare only those courts that share similar rules regarding the availability of jury trials. For example, some states make it more difficult for a criminal defendant to waive a jury trial than other states. Similarly, in some states both parties to civil litigation must agree to a jury trial, while in other states one of the parties can demand a jury trial.

**TABLE 37:**  
**Criminal jury and non-jury trial dispositions by case type, 1980.**

*State and court. Criminal case types. Jury trial definition. Dispositions per case type, number of trials, trials as a percent of dispositions, number of jury trials, jury trials as a percent of dispositions and of trials.*

State, Court Title and Unit of Court	Case Type							Jury/ trial defini- tion	Number of disposi- tions per case type	Number of trials	Trials as a percent of disposi- tions	Number of jury trials	Jury trials as a percent of disposi- tions	Jury trials as a percent of trials
	Felony	Misdemeanors	Preliminary hearing Ord violation	Appeal	Extraordinary writ	Other								
<b>Informations, indictments, or complaints</b>														
Alaska:														
Superior Court.....	+	-	-	-	-	-	-	A	787	126	16%	117	15%	93%
Indiana:														
County Court.....	-	+	-	-	-	-	-	A	46,654	4,272	9%	141	1%	3%
Municipal Court of Marion County..	-	+	-	-	-	-	-	A	37,507	6,813	18%	86	1%	1%
Iowa:														
District Court.....	+	-	-	-	-	-	-	C	17,448	1,610	9%	554	3%	34%
	-	+	-	-	-	-	-	C	81,600	3,461	4%	329	1%	10%
	-	-	-	+	-	-	-	C	77,340	2,669	3%	45	1%	2%
Kansas:														
District Court.....	+	+	-	-	+	-	-	C	29,131	1,310	4%	545	2%	42%
Maryland:														
Circuit Court.....	+	+	-	-	+	-	+	A	42,227	14,005	33%	1,826	4%	13%
Missouri:														
Circuit Court.....	+	+	-	-	-	-	-	F	58,678	8,780	15%	1,219	2%	14%
New Jersey:														
Superior Court.....	+	-	-	-	-	-	-	B	28,882	2,403	8%	1,969	7%	82%
County District Court.....	-	-	-	-	-	-	+	B	4,233	566	13%	0	0%	0%
Municipal Court.....	-	-	-	-	-	-	+	G	335,473	2,767	1%	--	--	--
North Dakota:														
District Court.....	+	+	-	-	+	+	+	A	1,328	308	23%	58	4%	19%
Oklahoma:														
District Court.....	+	-	-	-	-	-	-	A	21,839	2,094	10%			
	-	+	-	-	-	-	-	A	33,496	2,516	8%			
	-	-	-	-	+	-	-	A	323	154	48%			
Oregon:														
Circuit Court.....	+	-	-	-	-	-	-	C	17,787	1,991	11%	1,143	6%	57%
South Dakota:														
Circuit Court.....	+	-	-	-	-	-	-	C	3,521	149	4%	117	3%	79%
Utah:														
District Court.....	+	+	-	-	+	-	-	C	2,553	437	17%	246	10%	56%
Circuit Court.....	-	+	+	+	-	-	+	C	29,590	4,265	14%	255	1%	6%
Vermont:														
Superior Court.....	+	-	-	-	-	-	-	A	31	7	22%	5	16%	71%
District Court.....	+	+	-	-	-	-	-	B	18,260	223	1%	119	1%	53%
	-	-	-	-	-	-	+	B	1,755	44	3%	13	1%	30%
Wisconsin:														
Circuit Court.....	+	-	-	-	-	-	-	F	13,562	1,181	9%	760	6%	64%
	-	+	-	-	-	-	-	F	35,959	1,331	4%	439	1%	33%
	-	-	-	-	-	-	+	F	19,502	1,801	9%	95	1%	5%
Wyoming:														
District Court.....	+	-	-	-	-	-	-	H	1,666	322	19%	62	4%	19%
<b>Number of Defendants</b>														
Arizona:														
Superior Court.....	+	-	-	-	-	-	-	B	12,343	735	6%	669	5%	91%
	-	+	-	-	-	-	-	B	130	6	5%	4	3%	67%
	-	-	-	-	+	-	-	B	1,876	348	19%	10	1%	3%
	-	-	-	-	-	-	+	B	141	5	4%	0	0%	0%
City Magistrates Court.....	-	+	-	-	-	-	-	B	64,593	5,833	9%	98	1%	2%

State, Court Title and Unit of Court	Case Type							Number of disposi- tions per case type	Number of trials	Trials as a percent of disposi- tions	Number of jury trials	Jury trials as a percent of disposi- tions	Jury trials as a percent of trials	
	Felony	Misdemeanors	Preliminary hearing	Ord violation	Appeal	Extraordinary writ	Other							
<b>Number of Defendants (continued)</b>														
<b>California:</b>														
Superior Court.....	+	-	-	-	-	-	-	C	51,190	6,338	12%	4,422	9%	70%
Justice Court.....	-	-	-	-	+	-	-	C	2,166	1,562	72%			
	-	+	-	-	-	-	-	B	48,353	3,668	8%	432	1%	12%
	-	-	+	-	-	-	-	B	7,064	3,268	46%	34	1%	1%
	-	-	-	+	-	-	-	B	3,921	194	5%	1	1%	1%
Municipal Court.....	-	+	-	-	-	-	-	F	489,345	11,530	2%	4,383	1%	38%
	-	-	+	-	-	-	-	F	89,675	46,939	52%	99	1%	1%
	-	-	-	+	-	-	-	F	38,944	775	2%	0	0%	0%
<b>Colorado:</b>														
County Court.....	-	+	-	-	-	-	-	C	34,031	1,946 <sup>i</sup>	6% <sup>i</sup>	272 <sup>i</sup>	1% <sup>i</sup>	14% <sup>i</sup>
<b>Connecticut:</b>														
Superior Court.....	+	+	-	-	-	-	-	C	98,649	1,293	1%	459	1%	35%
<b>Delaware:</b>														
Superior Court.....	+	+	-	-	+	-	-	C	2,970	255	9%	218	7%	85%
<b>District of Columbia:</b>														
Superior Court.....	+	-	-	-	-	-	-	A	3,395	549	16%	508	15%	93%
	-	+	-	-	-	-	-	A	19,252	1,159	6%	857	4%	74%
	-	-	-	+	-	-	-	A	3,647	119	3%	4	1%	3%
<b>Florida:</b>														
Circuit Court.....	+	-	-	-	-	-	-	C	101,450	4,036	4%	2,859	3%	71%
County Court.....	-	+	-	+	-	-	-	C	230,344	8,605	4%	1,557	1%	18%
<b>Hawaii:</b>														
Circuit Court.....	+	+	-	-	-	-	-	C	2,194	303	14%	235	11%	78%
	-	-	-	-	-	+	-	C	81	4	5%	1	1%	25%
<b>Idaho:</b>														
District Court .....	+	-	-	-	-	-	-	F	2,932	2,093	71%			
	-	+	-	-	-	-	-	F	227	128	56%			
	-	-	-	-	+	-	-	F	88	31	35%			
Magistrate's Division of District Court.....	-	+	-	-	-	-	-	F	23,101	14,696	64%			
	-	-	+	-	-	-	-	F	5,631	1,877	33%			
<b>Illinois:</b>														
Circuit Court.....	+	-	-	-	-	-	-	A	67,737	4,936	7%	1,557	2%	32%
<b>Maine:</b>														
Superior Court.....	+	+	-	-	-	-	+	F	5,538	684 <sup>J</sup>	12% <sup>J</sup>	488 <sup>J</sup>	9% <sup>J</sup>	71% <sup>J</sup>
<b>Michigan:</b>														
Circuit Court.....	+	-	-	-	-	-	-	C	28,881 <sup>i</sup>	1,938 <sup>i</sup>	7% <sup>i</sup>	1,536 <sup>i</sup>	5% <sup>i</sup>	79% <sup>i</sup>
	-	-	-	-	+	-	-	C	593 <sup>i</sup>	11 <sup>i</sup>	2% <sup>i</sup>	0 <sup>i</sup>	0% <sup>i</sup>	0% <sup>i</sup>
District Court.....	-	-	-	+	-	-	-	C	88,664	5,646	6%	483	1%	9%
	-	-	-	-	-	-	+	C	197,332	5,387	3%	1,151	1%	21%
Municipal Court.....	-	-	-	+	-	-	-	C	1,122	83	7%	10	1%	12%
	-	-	-	-	-	-	+	C	472	8	2%	1	1%	13%
<b>Montana:</b>														
District Court.....	+	+	-	-	-	-	-	A	2,631	130	5%	104	4%	80%
<b>New York:</b>														
Supreme Court and County Court... Criminal Court of the City of New York.....	+	+	-	-	-	-	-	A	34,966	3,352	10%			
	-	+	+	+	-	-	+	A	178,833	1,053	1%			
<b>Ohio:</b>														
Court of Common Pleas.....	+	-	-	-	-	-	-	C	37,189	3,957	11%	2,231	6%	56%
County Court.....	-	+	-	-	-	-	-	C	26,727	2,180		84		
Municipal Court.....	-	+	-	-	-	-	-	C	292,231	14,376	5%	904	1%	6%
<b>Pennsylvania:</b>														
Court of Common Pleas.....	+	+	-	-	-	-	-	A	54,982	7,717	14%	2,781	5%	36%
Philadelphia Municipal Court.....	-	+	-	-	-	-	-	A	28,182 <sup>J</sup>	2,930 <sup>J</sup>	10% <sup>J</sup>	--	--	--
District Justice Court.....	-	-	+	+	-	-	+	A	432,530	51,252	12%	--	--	--

TABLE 38: Traffic filed and disposed in general jurisdiction, limited jurisdiction, and all trial courts, 1980.

Variations in court organization, subject matter jurisdiction, and case classification:

This table breaks the gross totals of Table 14 into the broad case traffic classification. Because of the variations in court organization, subject matter jurisdiction, and case classification, comparisons of general jurisdiction and limited jurisdiction courts from state to state are seldom appropriate.

Lack of complete data (less than 90% complete from an individual court) is responsible for the large number of blanks in the "All trial courts" columns on this table, as well as for states missing from the table. In order for a state to be included in this table, it had to have complete filing or disposition data from all its trial courts.

Courts that do not break their caseload down into specific case types do generally separate caseload into civil, criminal, and juvenile cases. (Traffic may be reported separately or it may be lumped into criminal caseload.)

Sources of data are found on the individual court profiles in Part II and in Appendix B.

Variations in counting cases do have an impact on total caseloads. If states are not counting cases at the same beginning and ending point, total caseload is not comparable.

Appropriate analyses:

Disposed as a percent of filed. This measure represents the percent of the number of filed cases that the court was able to dispose. The percent is computed by dividing the number of cases filed by the number disposed and then multiplying by one hundred. A percent over one hundred indicates that the court disposed more cases than were filed, thus reducing pending caseload. A percent significantly less than one hundred indicates that the court is not keeping up with the volume of cases being filed.

Limitations on use:

Although data have been broken down into general and limited jurisdiction courts, this has been done to provide a flavor for the different workloads of the different levels of trial courts. Interstate comparisons should be restricted to all trial courts' figures.

Also, comparisons should not be made between states that handle traffic, and in particular, parking cases differently. Courts that include parking cases in their reported data, indicated by a footnote "s" should not be compared to those that do not, indicated by a footnote "r." In addition, states with neither an "s" or "r" footnote should not be compared with any other state or themselves. For these states, we simply do not know if they do, or do not include parking cases.



**TABLE 38:**  
**Traffic filed and disposed in general jurisdiction, limited jurisdiction, and all trial courts, 1980.**  
*Disposed as a percent of filed.*

State	General jurisdiction courts			Limited jurisdiction courts			All trial courts		
	Filed	Disposed	Disposed as a percent of filed	Filed	Disposed	Disposed as a percent of filed	Filed	Disposed	Disposed as a percent of filed
Alabama .....	NH	NH	--	250,353	233,159	93%	250,353	233,159	93%
Alaska .....	NH	NH	--	102,147			102,147		
California .....	NH	NH	--	16,283,200 <sup>S</sup>	12,629,826 <sup>S</sup>	78% <sup>S</sup>	16,283,200 <sup>S</sup>	12,629,826 <sup>S</sup>	78% <sup>S</sup>
Connecticut.....	344,819	338,845	98%	--	--	--	344,819	338,845	98%
District of Columbia.	11,316	11,529	102%	--	--	--	11,316	11,529	102%
Florida .....	NH	NH	--	1,945,513	1,832,521	94%	1,945,513	1,832,521	94%
Guam .....	26,649	24,432	92%	--	--	--	26,649	24,432	92%
Hawaii .....	132	152	115%	714,497 <sup>S</sup>	671,658 <sup>S</sup>	94% <sup>S</sup>	714,629 <sup>S</sup>	671,810 <sup>S</sup>	94% <sup>S</sup>
Idaho .....	227,739	227,376	100%	--	--	--	227,739	227,376	100%
Illinois .....	6,452,663 <sup>S</sup>	3,966,534 <sup>S</sup>	61% <sup>S</sup>	--	--	--	6,452,663 <sup>S</sup>	3,966,534 <sup>S</sup>	61% <sup>S</sup>
Indiana .....	113,533	107,180	94%	298,450	282,725	95%	411,983	389,905	95%
Iowa .....	161,455	159,124	99%	--	--	--	161,455	159,124	99%
Kentucky .....	NH	NH	--	287,148	251,352	88%	287,148	251,352	88%
Louisiana .....	NH	NH	--	464,945	377,528	81%	464,945	377,528	81%
Maine .....	3,460	3,500	101%	148,569	145,941	98%	152,029	149,441	98%
Maryland .....	NH	NH	--	581,488			581,488		
Michigan .....	305,547	292,806	96%	1,514,908	1,514,088	100%	1,820,455	1,806,894	99%
Minnesota .....	NH	NH	--	1,423,488 <sup>S</sup>	1,354,718 <sup>S</sup>	95% <sup>S</sup>	1,423,488 <sup>S</sup>	1,354,718 <sup>S</sup>	95% <sup>S</sup>
Missouri .....	361,583	340,787	94%	--	--	--	361,583	340,787	94%
Nevada .....	NH	NH	--	537,846 <sup>S</sup>			537,846 <sup>S</sup>		
New Hampshire .....	NH	NH	--	192,419			192,419		
New Jersey .....	NH	NH	--	4,158,528 <sup>S</sup>	3,189,926 <sup>S</sup>	77% <sup>S</sup>	4,158,528 <sup>S</sup>	3,189,926 <sup>S</sup>	77% <sup>S</sup>
North Carolina .....	NH	NH	--	777,264	757,038	97%	777,264	757,038	97%
North Dakota .....		510 <sup>F</sup>			144,538			145,048	
Oklahoma .....	227,007	219,558	97%	NH	NH	--	227,007	219,558	97%
Pennsylvania .....	NH	NH	--	4,147,092 <sup>S</sup>			4,147,092 <sup>S</sup>		
Puerto Rico .....	NH	NH	--	49,659	50,313	101%	49,659	50,313	101%
South Dakota .....	117,310	113,380	97%	--	--	--	117,310	113,380	97%
Vermont .....	78,029	73,970	95%	NH	NH	--	78,029	73,970	95%
Virginia .....	NH	NH	--	957,743	924,643	97%	957,743	924,643	97%
Washington .....	NH	NH	--	851,163 <sup>F</sup>			851,163 <sup>F</sup>		

Note: State totals were included in this table only when all courts with traffic jurisdiction within that state reported either complete filings and/or dispositions. Blank spaces indicate that the data were unavailable or incomplete, or the calculations were inappropriate.

-- = Not applicable.

<sup>F</sup>Data reported are known to not include parking cases.

<sup>S</sup>Data reported are known to include parking cases.

NH = This case type is not handled in this court.

TABLE 39: DWI/DUI caseload for trial courts, 1980.

Variations in court jurisdiction and subject matter jurisdiction.

Caseload in these tables is from both general jurisdiction and limited jurisdiction courts. DWIs may be handled in different courts from state to state. The court organization charts in Part II should be consulted for a brief summary of the jurisdiction of each court.

Sources of data:

These are found in the individual court profiles in Part II and in Appendix B.

Variations in case classification and definitions:

Both the case categories and the data classification within case categories vary from state to state. Because such problems exist for these and all other case categories, the case types used in this report are those chosen for inclusion in the State Court Model Annual Report and State Court Model Statistical Dictionary.

Only states reporting data that could be displayed in the specific case type are included in the tables, and then only if the data are at least 90% complete. Many courts do not break down data beyond the broad civil, criminal, traffic, and juvenile categories.

Parking violations, which many states report in their traffic caseload, are not included in this table.

In addition, some states include DWI/DUI in their criminal categories. Beginning with our 1981 Annual Report, we will also be including DWI/DUI in our criminal category.

Appropriate analyses:

All percentage calculations that were less than 1% but greater than 0% have been rounded up to 1%. All percentage calculations that were less than 0% but greater than -1% have been rounded down to -1%.

Disposed cases as percent of filed. This measure represents the percent of the number of filed cases of which the court was able to dispose. The percent is computed by dividing the number of cases filed by the number disposed of and then multiplying by one hundred. A percent over one hundred indicates that the court disposed of more cases than were filed, thus reducing pending caseload. A percent significantly less than one hundred indicates that the court is not keeping up with the volume of cases being filed. This measure was not computed if the number of cases filed was less than ten or if the quantity of missing data (indicated by an "i" footnote) made it inappropriate.

End pending cases as percent of filed. This figure gives the percent of the number of filed cases that were pending at the end of the year. This measure is computed by dividing the number of cases pending at the end of the year by the number of cases filed and then multiplying by one hundred. A value of one hundred percent indicates that the number of cases pending at the end of the year was equal to the number of cases filed during the year. Assuming that the number of dispositions is a close estimate of the number of filings, this could be interpreted to mean that if the court received no new filings the

following year, it would take that whole year to eliminate its backlog. A value higher than one hundred percent indicates a pending caseload larger than cases filed, while a value lower than one hundred percent indicates a pending caseload smaller than the number of cases filed. We expect this number to be low for case types such as traffic that have relatively quick disposition times. This percent was not computed if the number of cases filed was less than ten or if the quantity of missing data (indicated by an "i" footnote on the profiles in Part II) made it inappropriate.

Number change in pending cases. This number gives the net increase or decrease in pending caseload for the court year by subtracting the number of cases pending at the beginning of the year from the number of cases pending at the end of the year. An alternative to this calculation, subtracting the number disposed from the number filed, was used when pending data were unavailable or incomplete. When this alternate formula was used, the resulting number was enclosed in parentheses. A positive number indicates that the pending caseload increased during the year while a negative number indicates that the pending caseload was reduced in size. Thus, a large negative change in pending indicates that the court is keeping the caseload current, while a large positive change in pending would indicate that the court has not kept pace with its filings.

Percent change in pending cases. This percentage indicates the change in pending cases relative to the number of cases pending at the beginning of the year. It is obtained by dividing the number change in pending caseload by the number of cases pending at the beginning of the year, and then multiplying by one hundred. (This figure cannot be calculated if the alternate formula described above was used to calculate the number change in the pending caseload.) A high negative percent indicates that the court reduced its pending caseload significantly, while a high positive percent indicates that the pending caseload increased significantly. This measure was not computed if the number of beginning pending cases was less than ten or if the jurisdiction of the court changed significantly during the year.

Filed (disposed) per 100,000 population. The unit of state population used on all court caseload charts is 100,000. This measure compensates for variations in state population and gives a more realistic basis for comparison of caseloads among states of various sizes. If the number of filings was not available or was not complete (indicated by an "i" footnote in the profiles in Part II) but the number of dispositions was available, the number of cases disposed per unit of population was entered in this column in place of the number of cases filed per population unit, and the use of this alternative quantity is indicated by enclosing it in parentheses. Population figures used in the traffic tables represent the total state population. If all other factors (court jurisdiction, case definition, etc.) are similar, the filed-per-unit-of-population statistic will permit direct comparisons among states of the number of filed cases.

Limitations on use:

The unit of count for traffic cases is not included in this report. Nevertheless, these cases are probably counted differently in many of these courts. Some courts may report data for all traffic cases; others only for contested cases. Comparisons should be made using only STATE TOTAL data or data from a court that has

exclusive jurisdiction over these types of cases. Comparisons should be avoided between individual courts that do not have exclusive jurisdiction in their states.

It should also be noted that large increases in the DWI caseload may not indicate increased drunk driving but may merely reflect changes in drunk driving legislation as well as other law enforcement policies.

**TABLE 39:**

**DWI/DUI caseload for trial courts, 1980.**

*State population. Courts reporting DWI/DUI caseload. Disposed and end pending as a percent of filed. Number and percent change in pending. Filed per 100,000 population.*

State and court title	State population		Begin pending	Filed	Disposed	End pending	As percent of filed		Change in pending		Filed per 100,000 population
	In thousands						Disposed	pending	Number	Percent	
Arkansas--Municipal Court.....	2,286			25,618 <sup>1</sup>							1,121 <sup>1</sup>
Hawaii--STATE TOTAL.....	965		1,297	2,810	2,658	1,449	95%	52%	152	12%	291
Circuit Court.....	--		14	40	33	21	82%	52%	7	50%	4
District Court.....	--		1,283	2,770	2,625	1,428	95%	52%	145	11%	287
Idaho--STATE TOTAL.....	944		2,574	9,366	9,211	2,729	98%	29%	155	6%	992
District Court.....	--		4	15	15	4	100%	27%	0		2
Magistrates Division of District Court.....	--		2,570	9,351	9,196	2,725	98%	29%	155	6%	991
Kansas--District Court.....	2,363			4,374							185
Nevada--STATE TOTAL.....	799			6,405							802
Justice Court.....	--			2,345							294
Municipal Court.....	--			4,060							508
New Mexico--Magistrate Court .....	1,300			4,186							322
Ohio--STATE TOTAL.....	10,797		12,116	87,143	85,276	13,983	98%	16%	1,867	15%	807
County Court.....	--		1,270	14,022	13,695	1,597	98%	11%	327	26%	130
Municipal Court.....	--		10,846	73,121	71,581	12,386	98%	17%	1,540	14%	677
Oklahoma--District Court.....	3,025		7,426	12,653	11,783	8,296	93%	66%	870	12%	418
South Carolina--Magistrate Court....	3,119			10,725							344
Municipal Court.....	--			6,942							223
Tennessee--Circuit Court and Criminal Court.....	4,591			3,097							67
Texas--County Court at Law, Constitutional County Court and Probate Court.....	14,228			86,045							605

Note: All available data that are 90% or more complete are entered in the table. Blank spaces indicate that either the data were unavailable or less than 90% complete, or that the calculations were inappropriate.

<sup>1</sup>Data are incomplete:

Arkansas--Municipal Court--The court located in Salem did not break down 753 cases by case type.

TABLE 40: Traffic disposition types for trial courts, 1980.

Variations in court organization and subject matter jurisdiction:

These tables display data for the general jurisdiction and limited jurisdiction courts that report manner-of-disposition data. In Table 40 the states are grouped according to the unit used in counting traffic cases.

Sources of data are found in the individual court profiles in Part II and in Appendix B.

Variations in definitions:

Table 40 indicates the various units used in counting cases from state to state. Only a few states report sufficiently complete data to make between-state comparisons of the proportion of total caseload disposed by each manner of disposition.

Appropriate analyses:

Number and percent of total dispositions for each manner of disposition. Dividing the number of cases for each manner of disposition by the total number of similar cases results in the

proportions of cases disposed by each manner of disposition. These figures can be compared between courts that count cases in the same way (i.e., the same unit of count).

Limitations on use:

The distribution of the proportions of cases by different manners of disposition is affected by the method used for counting cases in the court. Dismissals will make up a higher percentage of dispositions in those courts that use a paper-based or charge-based count. Before making comparisons between states and courts, be sure that they both use the same unit of count.

The distribution is also affected by the order with which procedures are carried out by the court and the prosecutor. The proportion of dismissals will be lower in courts that screen cases before filing them than in courts that screen cases after they are filed.

In addition, care should be taken to ensure that a dismissal in one state means the same as a dismissal in another state. For example, some states may distinguish between dismissals by prosecutors and by judges, while others may treat them as the same.

**TABLE 40:**  
**Traffic disposition types for trial courts, 1980.**

*Courts reporting traffic disposition type data. Pleas, violations bureau, bail or bond forfeitures, total convictions, trial convictions, acquitted, nolle prosequi, and dismissed. Each disposition type as a percent of traffic dispositions.*

State and court title	Total traffic dispositions	Total trials	Plea		Violations Bureau*		Bail or bond forfeiture	
			Number	As percent of disposed	Number	As percent of disposed	Number	As percent of disposed
Alaska--District Court.....	99,582 <sup>i</sup>	1,076 <sup>i</sup>	12,898 <sup>i</sup>	13% <sup>i</sup>			62,616 <sup>i</sup>	63% <sup>i</sup>
California--STATE TOTAL.....	4,794,372 <sup>r</sup>	122,467 <sup>r</sup>	1,017,716 <sup>r</sup>	21% <sup>r</sup>			2,697,275 <sup>r</sup>	56% <sup>r</sup>
Justice Court.....	336,392 <sup>r</sup>	12,921 <sup>r</sup>	61,855 <sup>r</sup>	18% <sup>r</sup>			208,746 <sup>r</sup>	62% <sup>r</sup>
Municipal Court.....	4,457,980 <sup>r</sup>	109,546 <sup>r</sup>	955,861 <sup>r</sup>	21% <sup>r</sup>			2,488,529 <sup>r</sup>	56% <sup>r</sup>
District of Columbia--Superior Court.....	11,529	173	3,408	30%			3,161	27%
Florida--County Court.....	1,832,521	25,962 <sup>i</sup>	179,575	10%			13,076	1%
Georgia--Superior Court <sup>b</sup> .....	17,596 <sup>i</sup>	209 <sup>i</sup>	5,493 <sup>i</sup>	31% <sup>i</sup>			12,113 <sup>i</sup>	69% <sup>i</sup>
Hawaii--STATE TOTAL.....	189,514	6	15	1%			66,929	35%
Circuit Court.....	152	6	15	10%				
District Court.....	189,362 <sup>r</sup>						66,929 <sup>r</sup>	35% <sup>r</sup>
Indiana--Municipal Court of Marion County...	88,419 <sup>i</sup>	2,068 <sup>i</sup>			6,985 <sup>i</sup>	8% <sup>i</sup>		
Kansas--District Court.....	267,919	6,099 <sup>i</sup>	218,693 <sup>i</sup>	82% <sup>i</sup>			27,965 <sup>i</sup>	10% <sup>i</sup>
Michigan--Municipal Court.....	9,265	220	1,474	16%	5,557	60%		
New Jersey--STATE TOTAL.....	1,213,903 <sup>r</sup>	0 <sup>r</sup>	126,399 <sup>j</sup>	10% <sup>j</sup>	48,821 <sup>r</sup>	4% <sup>r</sup>		
County District Court.....	27,957 <sup>r</sup>	0 <sup>r</sup>	3,487 <sup>j</sup>	12% <sup>j</sup>	23,195 <sup>r</sup>	83% <sup>r</sup>		
Municipal Court.....	1,185,946 <sup>r</sup>	0 <sup>r</sup>	122,912 <sup>j</sup>	10% <sup>j</sup>	25,626 <sup>r</sup>	2% <sup>r</sup>		
New York--District Court and City Court.....	429,166	6,197	253,665	59%				
North Carolina--District Court.....	757,038	38,007	169,810	22%				
North Dakota--STATE TOTAL.....	144,538							
County Court with Increased Jurisdiction..	65,173							
County Justice Court.....	26,763							
Municipal Court .....	52,602							
Ohio--STATE TOTAL.....	1,568,755	25,543	509,863	33%	764,140	49%	190,126	12%
County Court.....	181,572	3,238	63,372	35%	92,070	51%	17,691	10%
Municipal Court.....	1,387,183	22,305	446,491	32%	672,070	48%	172,435	12%
Pennsylvania--District Justice Court.....	1,105,842	93,728	875,013	79%			39,633	4%
Puerto Rico--District Court.....	50,313	4,314	33,514	67%				
Texas--STATE TOTAL.....	3,526,105 <sup>i</sup>	481,306 <sup>i</sup>	40,159	1%	2,262,974 <sup>i</sup>	64% <sup>i</sup>	251,448 <sup>i</sup>	7% <sup>i</sup>
County Court at Law and Constitutional								
County Court.....	89,743	974	40,159	45%				
Municipal Court.....	2,312,619 <sup>i</sup>	343,360 <sup>i</sup>			1,383,700 <sup>i</sup>	60% <sup>i</sup>	216,611 <sup>i</sup>	9% <sup>i</sup>
Justice of the Peace Court.....	1,123,743 <sup>i</sup>	136,972 <sup>i</sup>			879,274 <sup>i</sup>	78% <sup>i</sup>	34,837 <sup>i</sup>	3% <sup>i</sup>
Vermont--District Court.....	73,970	392	59,579	81%				

Trial conviction			Total conviction		Acquittal		Nolle prosequi		Dismissal	
Number	As percent of disposed of trials		Number	As percent of disposed	Number	As percent of disposed	Number	As percent of disposed	Number	As percent of disposed
	As percent of disposed	As percent of trials								
446 <sup>i</sup>	1% <sup>i</sup>	41% <sup>i</sup>	13,344 <sup>i</sup>	13% <sup>i</sup>	630 <sup>i</sup>	1% <sup>i</sup>			11,992 <sup>i</sup>	12% <sup>i</sup>
79,768 <sup>r</sup>	2% <sup>r</sup>	65% <sup>r</sup>	1,097,484 <sup>r</sup>	23% <sup>r</sup>	42,699 <sup>r</sup>	1% <sup>r</sup>			909,141 <sup>r</sup>	19% <sup>r</sup>
9,326 <sup>r</sup>	3% <sup>r</sup>	72% <sup>r</sup>	71,181 <sup>r</sup>	21% <sup>r</sup>	3,595 <sup>r</sup>	1% <sup>r</sup>			45,114 <sup>r</sup>	13% <sup>r</sup>
70,442 <sup>r</sup>	2% <sup>r</sup>	64% <sup>r</sup>	1,026,303 <sup>r</sup>	23% <sup>r</sup>	39,104 <sup>r</sup>	1% <sup>r</sup>			864,027 <sup>r</sup>	19% <sup>r</sup>
							2,500	22%	427	4%
							(j)		2,224 <sup>ij</sup>	13% <sup>ij</sup>
			54,619	29%			5,876	3%	24,446	13%
			54,619 <sup>r</sup>	29% <sup>r</sup>			14	9%	24	16%
							5,862 <sup>r</sup>	3% <sup>r</sup>	24,422 <sup>r</sup>	13% <sup>r</sup>
									14,805 <sup>i</sup>	6% <sup>i</sup>
									388	4%
(j)					(j)				107,731 <sup>jr</sup>	9% <sup>jr</sup>
(j)					(j)				1,275 <sup>jr</sup>	5% <sup>jr</sup>
			4,328	1%	1,869	1%			106,456 <sup>jr</sup>	9% <sup>jr</sup>
			142,771	99%	1,632	1%			158,716	37%
			64,800	99%	367	1%			84,454	11%
			26,587	99%	165	1%			135	1%
			51,384	98%	1,100	2%			6	1%
									11	1%
									118	1%
							4,755	1%	64,474	4%
							1,206	1%	3,186	2%
							3,549	1%	61,288	4%
45,679	4%	49%	920,692	83%	48,049	4%	53,715	5%	12,157	24%
1,930	4%	45%	34,828	69%	2,384	5%				
432,279 <sup>i</sup>	12% <sup>i</sup>	90% <sup>i</sup>	40,666 <sup>i</sup>	1% <sup>i</sup>	49,027 <sup>i</sup>	1% <sup>i</sup>			483,194 <sup>i</sup>	14% <sup>i</sup>
507	1%	52%	40,666	45%	467	1%			41,586	46%
298,740 <sup>ir</sup>	13% <sup>ir</sup>	87% <sup>ir</sup>			44,620 <sup>ir</sup>	2% <sup>ir</sup>			368,948 <sup>ir</sup>	16% <sup>ir</sup>
133,032 <sup>i</sup>	12% <sup>i</sup>	97% <sup>i</sup>			3,940 <sup>i</sup>	1% <sup>i</sup>			72,660 <sup>i</sup>	6% <sup>i</sup>
							606	1%	1,507	2%

Note: All available data are entered in the table and all appropriate calculations are included. Blank spaces indicate that either the data were unavailable or the calculations were inappropriate.

NH = This case type is not handled in this court.

-- = Not applicable.

\*Violations Bureau dispositions: These cases were disposed by a Violations Bureau, usually with just the payment of a fine. In the Texas Justice of the Peace Court and Municipal Court these are called payment of fine dispositions.

<sup>b</sup>Particular court or reporting system information:

The numbers of dispositions reported for Georgia courts in this table are different from those reported in the rest of this report. Georgia defines a case differently when counting types of dispositions than it does when counting filings or total dispositions. The total disposition figures used here are the sums of the number of cases given under each type of disposition.

<sup>i</sup>Data are incomplete:

Alaska--The figures given include only "other traffic" cases.

Florida--County Court--Trials are held for criminal traffic cases only. Civil hearings are not included with the trial data.

Georgia--Superior Court--Figures do not include Cobb County.

Indiana--Municipal Court of Marion County--Data consist of nonfelony traffic cases only.

Kansas--Data do not include juvenile traffic cases.

Texas--Municipal Court data are based on a seventy-three percent reporting rate. Justice of the Peace Courts submitted eighty percent of all possible reports.

<sup>j</sup>Explanation of data included in the category:

Georgia--Nolle prosequi are included in the dismissals category.

New Jersey--Pleas include some convictions; dismissals include some acquittals.

<sup>r</sup>Data reported are known to not include parking cases.

<sup>s</sup>Data reported are known to include parking cases.

TABLE 41: Traffic jury and non-jury trial dispositions, 1980.

Variations in court organization and subject matter jurisdiction:

Subject matter jurisdictions are visually quite apparent in Tables 26 and 37, where the "+" symbols under the heading "Case type" indicate what case types were reported for each piece of trial data. These breakdowns were made to facilitate comparative analysis among courts and case types. In this table, however, data include all available traffic data. Both general jurisdiction and limited jurisdiction courts are included.

Sources of data:

These are found in the individual court profiles in Part II and in Appendix B.

Variations in case classifications and definitions:

Both the case categories and the data classified in each case category vary from state to state.

Variations in counting both cases and trials:

Each of these tables has numerical superscripts by each court name, indicating how that court counts cases. Caseload cannot be compared among courts that do not count cases in the same way.

The definitions used by each court to count trials are indicated in the third column in Tables 26 and 37, the second column in Table 41. Comparisons can be made between courts that count trials in the same way.

Appropriate analyses:

All percentage calculations that were less than 1% but greater than 0% have been rounded up to 1%. All percentage calculations that were less than 0% but greater than -1% have been rounded down to -1%.

Trials as a percent of dispositions. Dividing the number of trials conducted by the total number of cases disposed of for the appropriate case type results in the trial rate for that case type for the court.

Jury trials as a percent of dispositions. Dividing the number of jury trials conducted by the total number of cases disposed of for the appropriate case type results in the jury trial rate for that case type for the court.

Jury trials as a percent of trials. Dividing the number of jury trials by the total number of trials conducted for that case type results in the proportion of trials that are trials by jury for that case type for the court.

Limitations on use:

Comparisons on these tables must be restricted to the court level, and must be controlled for case type, unit of count, and trial definitions. State totals have not been computed in order to avoid any temptation to compare "apples and oranges."

Care should also be taken to compare only those courts that share similar rules regarding the availability of jury trials. For example, some states make it more difficult for a criminal defendant to waive a jury trial than other states. Similarly, in some states both parties to civil litigation must agree to a jury trial, while in other states one of the parties can demand a jury trial.

**TABLE 41:**  
**Traffic jury and non-jury trial dispositions, 1980.**

*State and court. Jury trial definition. Number of dispositions and trials. Trials as a percent of dispositions. Numbers of jury trials, jury trials as a percent of dispositions and trials.*

State, and court title	Jury/ trial defini- tion	Number of disposi- tions	Number of trials	Trials as a percent of dispo- sitions	Number of jury trials	Jury trials as a percent of dispo- sitions	Jury trials as a per- cent of trials
Alaska: District Court.....	A	99,582 <sup>i</sup>	1,076 <sup>i</sup>	1% <sup>i</sup>	--	--	--
Arizona: Justices of the Peace.....	D	370,615 <sup>i</sup>	11,245	3% <sup>i</sup>	194	1% <sup>i</sup>	2% <sup>i</sup>
City Magistrates.....	D	592,769	20,577	3%	948	1%	5%
California: Justice Court.....	B	336,392 <sup>r</sup>	12,921 <sup>r</sup>	4% <sup>r</sup>	396 <sup>r</sup>	1% <sup>r</sup>	3% <sup>r</sup>
Municipal Court.....	B	4,457,980 <sup>r</sup>	109,546 <sup>r</sup>	2% <sup>r</sup>	3,347 <sup>r</sup>	1% <sup>r</sup>	3% <sup>r</sup>
Colorado: County Court.....	C	167,037	7,794 <sup>i</sup>	5% <sup>i</sup>	755 <sup>i</sup>	1% <sup>i</sup>	10% <sup>i</sup>
District of Columbia: Superior Court.....	A	11,529	173	2%	50	1%	29%
Florida: County Court.....	C	1,832,521	25,962 <sup>i</sup>	1% <sup>i</sup>	922 <sup>i</sup>	1% <sup>i</sup>	4% <sup>i</sup>
Georgia: Superior Court.....	A	17,596 <sup>i</sup>	209 <sup>i</sup>	1% <sup>i</sup>	119 <sup>i</sup>	1% <sup>i</sup>	57% <sup>i</sup>
Hawaii: Circuit Court.....	C	152	6	4%	6	4%	100%
Idaho: District Court.....	E	20	6	30%			
Magistrate's Division.....	E	227,356	12,003	5%			
Indiana: Municipal Court of Marion County.....	A	88,419 <sup>i</sup>	2,068 <sup>i</sup>	2% <sup>i</sup>	--	--	--
Iowa: District Court.....	C	159,124	13,760	9%	284	1%	2%
Kansas: District Court.....	C	267,919	6,099 <sup>i</sup>	2% <sup>i</sup>	119 <sup>i</sup>	1% <sup>i</sup>	2% <sup>i</sup>
Maine: District Court.....	B	145,941	2,820	2%	--	--	--
Michigan: District Court.....	C	1,504,823	19,580	1%	1,543	1%	8%
Municipal Court.....	C	9,265	220	2%	17	1%	8%
Missouri: Circuit Court.....	E	340,787	13,725	4%	229	1%	2%
New Jersey: County District Court.....	B	27,957 <sup>r</sup>	0 <sup>r</sup>	0% <sup>r</sup>	--	--	--
Municipal Court.....	E	1,185,946 <sup>r</sup>	0 <sup>r</sup>	0% <sup>r</sup>	--	--	--
New York: District Court and City Court.....	A	429,166	6,197	1%			
North Carolina: District Court.....	E	757,038	38,007	5%	--	--	--
Ohio: County Court.....	C	181,572	3,238	2%	131	1%	4%
Municipal Court.....	C	1,387,183	22,305	2%	882	1%	4%
Oklahoma: District Court.....	A	219,558	8,872	4%			
Pennsylvania: District Justice Court.....	A	1,105,842	93,728	8%	--	--	--
Puerto Rico: District Court.....	A	50,313	4,314	9%	--	--	--
Texas: Municipal Court.....	A	2,312,619 <sup>i</sup> <sup>r</sup>	343,360 <sup>i</sup> <sup>r</sup>	15% <sup>i</sup> <sup>r</sup>	1,683 <sup>i</sup> <sup>r</sup>	1% <sup>i</sup> <sup>r</sup>	1% <sup>i</sup> <sup>r</sup>
Justice of the Peace Court.....	A	1,123,743 <sup>i</sup>	136,972 <sup>i</sup>	12% <sup>i</sup>	1,240 <sup>i</sup>	1% <sup>i</sup>	1% <sup>i</sup>
Texas County Court at Law, Constitutional County Court.....	A	89,743	974	1%	644	1%	66%
Vermont: District Court.....	A	73,970	392	1%	16	1%	4%
Wisconsin: Circuit Court.....	E	81,968	7,173	9%	517	1%	7%

(continued on next page)



**TABLE 41:**  
**Traffic jury and non-jury trial dispositions, 1980. (continued)**

Note: All available data are entered in the table and all appropriate calculations are included. Blank spaces indicate that the data were unavailable or calculations were inappropriate.

-- = Not applicable.

Trial definitions:

- A = A trial is counted if tried to judgment, completion, verdict, or decision.
- B = A jury trial is counted when the jury selection begins (first juror is drawn).
- C = A jury trial is counted when the jury is sworn (impaneled).
- D = A non-jury trial is counted when the first witness is sworn.
- E = A non-jury trial is counted at the point when an opening statement or the introduction of any evidence occurs.
- F = A trial is counted when it has officially begun.

Data are incomplete:

Alaska--District Court--Data only include "other traffic" cases.

Arizona--Justices of the Peace Court--No disposition data were reported for St. Johns, Snowflake, and Quartzsite Precincts.

Colorado--County Court--no trial data were available for the court located in Huerfano County.

Florida--County Court--Trials are held for criminal traffic cases only. Civil hearings are not included with the trial data.

Georgia--Superior Court--Figures do not include Cobb County.

Indiana--Municipal Court of Marion County--Data consist of nonfelony traffic cases only.

Kansas--Data do not include juvenile traffic cases.

Oregon--Only partial reports were received from 3 municipalities.

Texas--The Municipal Court reported 73% of their monthly reports, while the Justice of the Peace Court reported 80%.

<sup>r</sup>Data reported are known to not include parking cases.

<sup>s</sup>Data reported are known to include parking cases.

TABLE 42: Juvenile filed and disposed for general jurisdiction limited jurisdiction, and all trial courts, 1980.

Variations in court organization, subject matter jurisdiction, and case classification:

This table breaks the gross totals of Table 14 into the broad case juvenile classification. Because of the variations in court organization, subject matter jurisdiction, and case classification, comparisons of general jurisdiction and limited jurisdiction courts from state to state are seldom appropriate.

Lack of complete data (less than 90% complete from an individual court) is responsible for the large number of blanks in the "All trial courts" columns on this table, as well as for states missing from the table. In order for a state to be included in this table, it had to have complete filing or disposition data from all its trial courts.

Courts that do not break their caseload down into specific case types do generally separate caseload into civil, criminal, and juvenile cases. (Traffic may be reported separately or it may be lumped into criminal caseload.)

Sources of data are found on the individual court profiles in Part II and in Appendix B.

Variations in counting cases do have an impact on total caseloads. If states are not counting

cases at the same beginning and ending point, total caseload is not comparable.

Appropriate analyses:

Disposed as a percent of filed. This measure represents the percent of the number of filed cases that the court was able to dispose. The percent is computed by dividing the number of cases filed by the number disposed and then multiplying by one hundred. A percent over one hundred indicates that the court disposed more cases than were filed, thus reducing pending caseload. A percent significantly less than one hundred indicates that the court is not keeping up with the volume of cases being filed.

Limitations on use:

Comparisons can be made between courts that count cases in the same way. The method of counting juvenile cases has the greatest influence over data reported.

Although data have been broken down into general and limited jurisdiction courts, this has been done to provide a flavor for the different workloads of the different levels of trial courts. Interstate comparisons should be restricted to all trial courts' figures.

TABLE 42:

## Juvenile filed and disposed for general jurisdiction, limited jurisdiction, and all trial courts, 1980.

Disposed as a percent of filed.

State	General jurisdiction courts			Limited jurisdiction courts			All trial courts		
	Filed	Disposed	Disposed as a percent of filed	Filed	Disposed	Disposed as a percent of filed	Filed	Disposed	Disposed as a percent of filed
Alabama .....	19,782	20,526	104%	24,290	21,933	90%	44,072	42,459	96%
Alaska .....	1,180	1,024	87%	NH	NH	--	1,180	1,024	87%
Arkansas .....	NH	NH	--	11,835			11,835		
California .....	101,854	94,594	93%	NH	NH	--	101,854	94,594	93%
Colorado .....	16,902	15,032	89%	NH	NH	--	16,902	15,032	89%
Connecticut .....	16,425	16,995	103%	NH	NH	--	16,425	16,995	103%
Delaware .....	NH	NH	--	8,201			8,201		
District of Columbia .....	5,329	5,334	100%	--	--	--	5,329	5,334	100%
Florida .....	121,707	108,569	89%	NH	NH	--	121,707	108,569	89%
Guam .....	643	1,042	162%	--	--	--	643	1,042	162%
Hawaii .....	8,363	7,697	92%	NH	NH	--	8,363	7,697	92%
Idaho .....	8,091	7,575	94%	--	--	--	8,091	7,575	94%
Illinois .....	31,591	29,997	95%	--	--	--	31,591	29,997	95%
Indiana .....	26,512	25,199	95%	1,583	1,263	80%	28,095	26,462	94%
Iowa .....	5,512			--	--	--	5,512		
Kansas .....	28,918			NH	NH	--	28,918		
Kentucky .....	NH	NH	--	38,282	31,249	82%	38,282	31,249	82%
Louisiana .....	NH	NH	--	26,642			26,642		
Maine .....	NH	NH	--	3,965	3,941	99%	3,965	3,941	99%
Maryland .....	23,945	25,853	108%	2,523	2,694	107%	26,468	28,547	108%
Massachusetts .....	42,890			NH	NH	--	42,890		
Missouri .....	21,053	20,388	97%	--	--	--	21,053	20,388	97%
Montana .....	1,302	975	75%	NH	NH	--	1,302	975	75%
Nebraska .....	NH	NH	--	5,341			5,341		
New Hampshire .....	NH	NH	--	7,509			7,509		
New Jersey .....	NH	NH	--	105,478	107,516	102%	105,478	107,516	102%
New Mexico .....	4,403	3,843	87%	NH	NH	--	4,403	3,843	87%
New York .....	NH	NH	--	47,548	61,755	130%	47,548	61,755	130%
North Carolina .....	NH	NH	--	20,821	22,376	107%	20,821	22,376	107%
North Dakota .....	5,698	6,581	115%	NH	NH	--	5,698	6,581	115%
Ohio .....	213,140	214,538	101%	NH	NH	--	213,140	214,538	101%
Oklahoma .....	8,156	9,488	116%	NH	NH	--	8,156	9,488	116%
Oregon .....	11,402			90			11,492		
Pennsylvania .....	43,350	43,079	99%	NH	NH	--	43,350	43,079	99%
Puerto Rico .....	5,546	5,795	104%	NH	NH	--	5,546	5,795	104%
Rhode Island .....	NH	NH	--	6,922			6,922		
South Dakota .....	5,426			--	--	--	5,426		
Texas .....	8,894	9,489	107%	1,810	1,902	105%	10,704	11,391	106%
Utah .....	NH	NH	--	25,803			25,803		
Vermont .....	1,257	1,265	101%	NH	NH	--	1,257	1,265	101%
Virginia .....	NH	NH	--	132,107	121,766	92%	132,107	121,766	92%
Washington .....	22,972	18,150	79%	NH	NH	--	22,972	18,150	79%
West Virginia .....	7,232	7,201	100%	NH	NH	--	7,232	7,201	100%
Wyoming .....	980			NH	NH	--	980		

Note: State totals were included in this table only when all courts with juvenile jurisdiction within that state reported either complete filings and/or dispositions. Blank spaces indicate that the data were unavailable or incomplete, or the calculations were inappropriate.

NH = This case type is not handled in this court.

-- = Not applicable.

TABLE 43: Criminal-type offense caseload for trial courts, 1980.

TABLE 44: Status offense caseload for trial courts, 1980.

TABLE 45: Non-offense caseload for trial courts, 1980.

Variations in court jurisdiction and subject matter jurisdiction:

Caseload in these tables is from both general jurisdiction and limited jurisdiction courts, and represents the total caseload reported for each case type from each state. The same case type may be handled in different courts from state to state. The court organization charts in Part II should be consulted for a brief summary of the jurisdiction of each court.

Sources of data:

These are found in the individual court profiles in Part II and in Appendix B.

Variations in case classification and definitions:

Both the case categories and the data classification in the case categories vary from state to state.

Because such problems exist for these and all other case categories, the case types used in this report are those chosen for inclusion in the State Court Model Annual Report and State Court Model Statistical Dictionary.

Only states reporting data that could be displayed in the specific case type are included in the tables, and then only if the data are at least 90% complete. Many courts do not break data down beyond the broad civil, criminal, traffic, and juvenile categories.

The volume of juvenile cases cannot be compared across all state courts because the statutory age when a juvenile becomes an adult varies from state to state. This variation affects the volume of both juvenile filings and adult criminal filings.

Appropriate analyses:

All percentage calculations that were less than 1% but greater than 0% have been rounded up to 1%. All percentage calculations that were less than 0% but greater than -1% have been rounded down to -1%.

Disposed cases as percent of filed. This measure represents the percent of the number of filed cases of which the court was able to dispose. The percent is computed by dividing the number of cases filed by the number disposed of and then multiplying by one hundred. A percent over one hundred indicates that the court disposed of more cases than were filed, thus reducing pending caseload. A percent significantly less than one hundred indicates that the court is not keeping up with the volume of cases being filed. This measure was not computed if the number of cases filed was less than ten or if the quantity of missing data (indicated by an "i" footnote) made it inappropriate.

End pending cases as percent of filed. This figure gives the percent of the number of filed cases that were pending at the end of the year. This measure is computed by dividing the number of cases pending at the end of the year by the number of cases filed and then multiplying by one hundred. A value of one hundred percent indicates that the number of cases pending at the end of the year was equal to the number of cases filed during the year. A value higher than one hundred percent indicates a pending caseload larger than cases filed, while a value lower than

one hundred percent indicates a pending caseload smaller than the number of cases filed. This percent was not computed if the number of cases filed was less than ten or if the quantity of missing data (indicated by an "i" footnote in the profiles in Part II) made it inappropriate.

Number change in pending cases. This number gives the net increase or decrease in pending caseload for the court year by subtracting the number of cases pending at the beginning of the year from the number of cases pending at the end of the year. An alternative to this calculation, subtracting the number disposed of from the number filed, was used when pending data were unavailable or incomplete. When this alternate formula was used, the resulting number was enclosed in parentheses. A positive number indicates that the pending caseload increased during the year while a negative number indicates that the pending caseload was reduced in size. Thus, a large negative change in pending indicates that the court is keeping the caseload current, while a large positive change in pending indicates that the court has not kept pace with its filings.

Percent change in pending cases. This percentage indicates the change in pending cases relative to the number of cases pending at the beginning of the year, and is obtained by dividing the number change in pending caseload by the number of cases pending at the beginning of the year and then multiplying by one hundred. (This figure cannot be calculated if the alternative formula described above was used to calculate the number change in the pending caseload.) A high negative percent indicates that the court reduced its pending caseload significantly, while a high positive percent indicates that the pending caseload increased significantly. This measure was not computed if the number of beginning pending cases was less than ten or if the jurisdiction of the court changed significantly during the year.

Filed (disposed) per 100,000 population. The unit of state population used on all court caseload charts is 100,000. This measure compensates for variations in state population and gives a more realistic basis for comparison of caseloads among states of various sizes. If the number of filings was unavailable or was not complete (indicated by an "i" footnote on the profiles in Part II) but the number of dispositions was available, the number of cases disposed per unit of population was entered in this column in place of the number of cases filed per population unit, and the use of this alternative quantity was indicated by enclosing it in parentheses.

Population figures used in the juvenile tables represent the state population under 18 years of age. If all other factors (court jurisdiction, case definition, etc.) are similar, the filed-per-unit-of-population statistic will permit direct comparisons among states of the number of filed cases.

Limitations on use:

Although juvenile courts employ different units of counting when an event becomes a case, these tables do not use such a classification scheme. An effort will be directed at such a scheme in future reports.

**TABLE 43:**  
**Criminal-type offense caseload for trial courts, 1980.**

*State juvenile population. Courts reporting criminal-type caseload. Disposed and end pending as a percent of filed. Number and percent change in pending. Filed per 100,000 juvenile population.*

State and court title	Juvenile population					As percent of filed		Change in pending		Filed (disposed) per 100,000 population
	In thousands	Begin pending	Filed	Disposed	End pending	Disposed	End pending	Number	Percent	
Alaska--Superior Court.....	130		1,050							808
California--Superior Court.....	6,588		82,295	76,839		93%		(5,456)		1,288
Colorado--District Court and Denver Juvenile Court.....	809		6,543	5,070		77%		(1,473)		809
Connecticut--Superior Court.....	823	3,858	15,678	16,253	3,282	104%	21%	-576	-15%	1,905
Delaware--Family Court.....	167		8,201							4,911
District of Columbia--Superior Court.....	143		4,318							3,020
Florida--Circuit Court.....	2,359		106,839	95,594		89%		(11,245)		4,529
Guam--Superior Court.....		137	275	306	106	111%	39%	-31	-23%	
Hawaii--Circuit Court.....	276	2,227	5,084	4,595	2,716	90%	53%	489	22%	1,842
Idaho--STATE TOTAL.....	307	2,867	7,599	7,085	3,382	93%	45%	515	18%	2,475
District Court.....	--	0	1	1	1	100%	100%	1		1
Magistrates Division.....	--	2,867	7,598	7,084	3,381	93%	44%	514	18%	2,475
Iowa--District Court.....	826		3,634							440
Kansas--District Court.....	649		4,373							674
Louisiana--City Court and Parish Court, and Municipal and Traffic Court.....	1,330		3,508	3,057		87%		(451)		264
Maryland--STATE TOTAL.....	1,169		23,437	25,278		108%		(-1,841)		2,005
Circuit Court.....	--		21,416	23,138		108%		(-1,722)		1,832
District Court.....	--		2,021	2,140		106%		(-119)		173
Massachusetts--STATE TOTAL.....	1,490		35,869							2,407
District Court Department.....	--		25,545							1,714
Juvenile Court Department.....	--		10,324							693
Minnesota--County Court.....	1,172		16,862	15,538		92%		(1,324)		1,439
New Hampshire--STATE TOTAL.....	258		6,347							2,460
District Court.....	--		6,313							2,447
Municipal Court.....	--		34							13
New Jersey--Juvenile and Domestic Relations Court.....	1,990	14,698	93,352	95,444	12,606	102%	14%	-2,092	-14%	4,691
New York--Family Court.....	4,687	12,836	24,539	31,379	5,996	128%	24%	-6,840	-53%	524
North Carolina--District Court.....	1,655		13,040	12,534		96%		(506)		788
North Dakota--District Court.....	192		2,959							1,541
Oklahoma--District Court.....	855	3,982	4,752	5,296	3,447	111%	73%	-535	-13%	556
Puerto Rico--Superior Court.....	1,231	1,252	5,546	5,795	1,003	104%	18%	-249	-20%	451
Rhode Island--Family Court.....	243		5,624							2,314
South Dakota--Circuit Court.....	205		3,182							1,552
Texas--STATE TOTAL.....	4,305	5,180	9,312	10,036	4,456	108%	48%	-724	-14%	216
District Court and Criminal County Court at Law, Constitutional County, and Probate Court.....	--	4,220	8,007	8,607	3,620	107%	45%	-600	-14%	186
Probate Court.....	--	960	1,305	1,429	836	110%	64%	-124	-13%	30
Utah--Juvenile Court.....	540		17,250							3,194
Washington--Superior Court.....	1,139		18,650	15,674		84%		(2,976)		1,637

Note: All available data that are 90% or more complete are entered in the table. Blank spaces indicate that the data were

unavailable or less than 90% complete, or that the calculations were inappropriate.

**TABLE 44:**  
**Status offense caseload for trial courts, 1980.**

*State juvenile population. Courts reporting status offenses caseload. Disposed and end pending as a percent of filed. Number and percent change in pending. Filed per 100,000 juvenile population.*

State and court title	Juvenile population in thousands	Begin pending	Filed	Disposed	End pending	As percent of filed		Change in pending		Filed (disposed) per 100,000 population
						Disposed	End pending	Number	Percent	
Colorado--District Court and Denver Juvenile Court.....	809		150	459		306%		(-309)		19
Delaware--Family Court.....	167		0							
District of Columbia--Superior Court.....	143		413							289
Hawaii--Circuit Court.....	276	509	1,429	1,361	577	95%	40%	68	13%	518
Iowa--District Court.....	826		1,839							223
Kansas--District Court.....	649		7,598							1,171
Massachusetts--STATE TOTAL.....	1,490		5,088							342
District Court Department.....	--		3,218	1,839		57%		(1,379)		216
Juvenile Court Department.....	--		1,870							126
Montana--District Court .....	232		755							325
New Hampshire--STATE TOTAL.....	258		610							236
District Court.....	--		600							233
Municipal Court.....	--		10							4
New Jersey--Juvenile and Domestic Relations Court.....	1,990	984	12,126	12,072	1,038	100%	9%	54	5%	609
New York--Family Court.....	4,687	5,910	12,833	16,175	2,568	126%	20%	-3,342	-1%	274
North Carolina--District Court.....	1,655		2,849	2,914		102%		(-65)		172
North Dakota--District Court.....	192		2,271							1,183
Oklahoma--District Court.....	855	1,387	1,167	1,526	1,026	131%	88%	-361	-26%	137
South Dakota--Circuit Court.....	205		411							201
Texas--STATE TOTAL.....	4,305	1,022	1,392	1,355	1,059	97%	76%	37	4%	32
District Court and Criminal District Court.....	--	633	887	882	638	99%	72%	5	1%	21
County Court at Law, Constitutional County Court, and Probate Court.....	--	389	505	473	421	94%	83%	32	8%	12
Utah--Juvenile Court.....	540		6,697							1,240

Note: All available data that are 90% or more complete are entered in the table. Blank spaces indicate that either the data

were unavailable or less than 90% complete, or that the calculations were inappropriate.

TABLE 45:

## Non-offense caseload for trial courts, 1980.

State juvenile population. Courts reporting non-offense caseload. Disposed and end pending as a percent of filed. Number and percent change in pending. Filed per 100,000 juvenile population.

State and court title	Juvenile population		Filed	Disposed	End pending	As percent of filed		Change in pending		Filed (disposed) per 100,000 population
	In thousands	Begin pending				Disposed	End pending	Disposed	End pending	
Arizona--Superior Court.....	792	517 <sup>1</sup>	1,096 <sup>1</sup>	1,035 <sup>1</sup>	578 <sup>1</sup>	94%	53%	61 <sup>1</sup>	12%	138 <sup>1</sup>
California--Superior Court.....	6,388		19,559	17,755		91%		(1,804)		306
Colorado--District Court and Denver Juvenile Court.....	809		2,468	1,861		75%		(607)		305
Connecticut--Superior Court.....	823	383	747	742	388	99%	52%	5	1%	91
District of Columbia--Superior Court.....	143	134	598	544	180	91%	30%	46	34%	418
Florida--Circuit Court.....	2,359		14,868	12,975		87%		(1,893)		630
Hawaii--Circuit Court.....	276	360	453	415	398	92%	88%	38	11%	164
Idaho--STATE TOTAL.....	307	284	492	491	285	100%	58%	1	1%	160
District Court.....	--	1	1	1	1	100%	100%	0		1
Magistrates Division.....	--	283	491	490	284	100%	58%	1	1%	160
Kansas--District Court.....	649		2,206							340
Louisiana--City Court, Parish Court and Municipal and Traffic Court...	1,330		574	492		86%		(82)		43
Massachusetts--STATE TOTAL.....	1,490		1,933							130
District Court Department.....	--		1,237	671		54%		(566)		83
Juvenile Court Department.....	--		696							47
Minnesota--County Court.....	1,172		1,904	2,602		137%		(-698)		163
Montana--District Court.....	232		547							236
New Hampshire--STATE TOTAL.....	258		552							214
District Court.....	--		550							213
Municipal Court.....	--		2							1
New York--Family Court.....	4,687	7,614	9,789	13,822	3,581	141%	37%	-4,033	-53%	209
North Carolina--District Court.....	1,655		4,932	6,928		140%		(-1,996)		298
North Dakota--District Court.....	192		446							232
Oklahoma--District Court.....	855	2,096	2,000	2,451	1,638	123%	82%	-458	-22%	234
Rhode Island--Family Court.....	243		636							262
Utah--Juvenile Court.....	540		1,856							344
Washington--Superior Court.....	1,139		4,322	2,476		57%		(1,846)		380

Note: All available data that are 90% or more complete are entered in the table. Blank spaces indicate that either the data were unavailable or less than 90% complete, or that the calculations were inappropriate.

<sup>1</sup>Data are incomplete:

Arizona--Data were unavailable from Maricopa County.

TABLE 46: Filed cases (total, civil, criminal, and juvenile cases) in trial courts, 1975-1980.

Variations in court organization:

These tables include data from both general jurisdiction and limited jurisdiction courts, although data were unavailable from all courts in each state (as indicated by the footnote "p" in the profiles in Part II).

Sources of data for each court are the State Court Caseload Statistics: Annual Report series, 1975-1979 and historical data supplied by selected state court administrative offices.

Variations in subject matter jurisdiction:

The jurisdiction of each court is outlined briefly in the court system chart for each state located in Part II of this report. Variations in jurisdiction make caseload comparisons among trial courts extremely difficult.

Variations in case classification and definitions:

The case classifications used in the Annual Report series are those chosen for inclusion in the State Court Model Annual Report and State Court Model Statistical Dictionary. Differences among states in the way even the broad categories civil, criminal, and juvenile are defined can make caseload comparisons difficult from state to state. For example, some states include support and custody cases in their juvenile caseload, but

the classification scheme used here places them in civil (domestic relations) caseload.

Variations in counting cases:

Figure C indicates the various units used in counting criminal cases in the states. Caseload figures are not comparable when they are not counted at the same beginning and ending point.

Appropriate analyses:

The method of counting cases and the data included for each yearly figure were kept constant for each court. As a result, the number and percent changes in caseloads reported in these tables are, except where otherwise noted, are due to the actual change (usually growth) in filings in the court and not to changes in the way the court counted cases. Changes for similar courts or for all courts within a state may be compared for identical time periods.

Limitations on use:

Caseloads normally fluctuate from year to year, so changes from one year to the next may not be representative of the actual underlying trend. The change in the jurisdiction of a court, or the consolidation of two or more courts, will have an effect on the caseload of the related courts' caseloads.



**TABLE 46:**  
**Filed cases (total, civil, criminal, and juvenile cases) in trial courts, 1975-1980.**  
*Number of cases filed, and percent changes.*

State and court title	Cases Filed						Percent Changes	
	1975	1976	1977	1978	1979	1980	1979-1980	1975-1980
<b>Total cases</b>								
Alabama--Circuit Court.....	101,646	103,482	99,526	111,020 <sup>a</sup>	118,438	123,141	4,703 (4%)	(a)
Alaska--STATE TOTAL.....		104,781	129,464	132,007	136,175	146,573	8,398 (6%)	(6%)
Superior Court.....	11,744	13,250	13,940	13,856	13,492	12,853	-639 (-5%)	1,109 (9%)
District Court.....		88,989	113,033	115,403	121,475	129,810	8,335 (7%)	(7%)
Magistrates Court.....		2,542	2,491	2,748	3,208	3,910	702 (22%)	(11)
Arizona--Superior Court.....	80,517	84,774	94,270 <sup>1</sup>	94,799	99,668 <sup>1</sup>	109,069 <sup>1</sup>	9,401 (9%) <sup>1</sup>	(11)
Arkansas--STATE TOTAL.....		612,308 <sup>1</sup>	615,417 <sup>1</sup>	609,010 <sup>1</sup>	649,484 <sup>1</sup>	597,602 <sup>1</sup>	(11)	(11)
Circuit Court.....	32,795	33,013	35,846	38,692	42,549	46,518	3,969 (9%)	13,723 (42%)
Chancery Court and Probate Court.....	38,635	39,716	41,512	42,867	43,878	46,421	2,543 (6%)	7,788 (20%)
Court of Common Pleas.....	364	241	250 <sup>1</sup>	377 <sup>1</sup>	508	387	-121 (-24%)	23 (1%)
County Court.....		6,888	11,558	11,133	13,672	13,463	-209 (-2%)	(1)
Municipal Court.....		503,933 <sup>1</sup>	495,504 <sup>1</sup>	495,225 <sup>1</sup>	528,043 <sup>1</sup>	462,961 <sup>1</sup>	(1)	(1)
City Court, Police Court and Justice of the Peace Court.....		26,517 <sup>1</sup>	30,747 <sup>1</sup>	20,716 <sup>1</sup>	20,834 <sup>1</sup>	27,852 <sup>1</sup>	(1)	(1)
California--STATE TOTAL.....	15,250,622	15,910,437	16,509,674	17,290,024	18,179,660 <sup>1</sup>	18,804,434	(1)	3,553,812 (23%)
Superior Court.....	602,470	667,122	713,880	726,659	740,542 <sup>1</sup>	710,716	(1)	108,246 (18%)
Justice Court.....	1,305,928	1,071,503	825,578	692,543	688,188	635,609	-52,579 (-8%)	-670,319 (-51%)
Municipal Court.....	13,342,224	14,171,812	14,970,216	15,870,822	16,750,930	17,458,109	707,179 (4%)	4,115,885 (31%)
Colorado--District Court and Denver Superior, Juvenile, and Probate Courts.....	118,912	119,207	121,966 <sup>1</sup>	122,116	128,900	139,813	10,913 (8%)	20,901 (18%)
Water Court.....	2,256	1,844	2,040	2,868	2,134	2,226	92 (4%)	-30 (-1%)
County Court.....		231,899	248,860 <sup>1</sup>	260,526	266,886	295,775	28,887 (11%)	(11)
Connecticut--STATE TOTAL.....	29,944 <sup>1</sup>	554,542 <sup>1</sup>	584,949 <sup>1</sup>	636,155 <sup>1</sup>	635,769 <sup>1</sup>	678,587	(1)	(a,1)
Superior Court.....		30,348 <sup>1</sup>	31,272 <sup>1</sup>	31,797 <sup>1</sup>	588,704 <sup>a1</sup>	630,419	(a)	(a)
Court of Common Pleas.....	15,985	458,528	489,964	541,678	(a)	(a)	(a)	(a)
Juvenile Court.....	55,879	14,452	13,480	15,027	(a)	(a)	(a)	(a)
Probate Court.....		51,214	50,233	47,653	47,065	48,168	1,103 (2%)	-7,711 (-14%)
Delaware--Superior Court.....	11,260	8,721	7,921	7,208	4,121	7,515	3,394 (82%)	-3,745 (-33%)
Court of Chancery.....	2,450	2,664	2,604	2,737	2,637	2,766	109 (4%)	316 (13%)
Court of Common Pleas.....	8,375	9,116	9,737	9,583 <sup>1</sup>	11,150	13,598	2,448 (22%)	5,223 (62%)
Family Court.....	21,206	21,957	24,513	25,533	26,874	27,625	751 (3%)	6,419 (30%)
Justice of the Peace Court.....	94,519	99,140	111,425	110,779	125,770	149,569	23,799 (19%)	55,050 (58%)
Municipal Court of Wilmington.....		21,019	20,595	25,131	26,353	23,344	-3,009 (-11%)	(a)
District of Columbia--Superior Court.....	290,537	307,309	317,799	246,361 <sup>a</sup>	209,928 <sup>a</sup>	196,360	(a)	(a)
Florida--STATE TOTAL.....	399,181	373,672	418,877	3,017,778	2,826,235	2,957,955	131,720 (5%)	123,695 (31%)
Circuit Court.....		436,106	2,415,581 <sup>a</sup>	2,582,858	2,427,006	2,435,079	8,073 (1%)	(15)
District Court.....		143,612	161,471	165,527	175,926	181,523 <sup>1</sup>	(1)	(1)
Georgia--Superior Court.....		334,005 <sup>1</sup>	394,316	418,308 <sup>1</sup>	435,104	435,104	(1)	(1)
State Court and County Court.....		30,484	25,642 <sup>1</sup>	36,160 <sup>1</sup>	38,289	27,570 <sup>1</sup>	(1)	(1)
Juvenile Court.....		631,177	697,510	749,933	836,010	807,757	-28,253 (-3%)	9,120 (34%)
Hawaii--STATE TOTAL.....	26,490	28,041	30,938	32,550	34,099	35,610	1,511 (4%)	55 (112%)
Circuit Court.....	49	57	44	53	46	104	58 (126%)	-155 (-82%)
Land Court.....	189	41	43	47	59	34	-25 (-42%)	(1)
Tax Appeal Court.....		603,038	666,485	717,283	801,806	772,009	-29,797 (-4%)	71,550 (29%)
District Court.....	250,397	262,636	275,991	298,664	312,080	321,947	9,867 (3%)	-1,231 (-10%)
Idaho--STATE TOTAL.....	12,812	11,120	11,612	11,612	11,425	11,981	566 (5%)	72,781 (31%)
District Court.....	237,585	249,516	264,407	287,052	300,655	310,366	9,711 (3%)	(1)
Magistrates Division.....								

Illinois--Circuit Court.....	3,418,677	3,484,572	3,524,456	7,633,949 <sup>k</sup>	8,046,981	7,856,757	-190,224 (-2%)	(k)
Indiana--Superior Court and Circuit Court.....	278,737	348,332	344,047	386,727 <sup>a</sup>	437,681	48,954	(13%)	
Criminal Court of Marion County.....	1,950	1,924	1,950	1,924	1,924	(a)		
County Court.....	218,267	236,380	301,126	315,737	363,665	47,928	(15%)	
Juvenile Court of Marion County.....	6,097	5,686	6,618	6,618	6,618	(a)		
Probate Court.....	6,744	6,003	6,216	7,791	8,454	663	(9%)	
Municipal Court of Marion County.....	146,862	153,641	151,283	167,405	165,504	-1,901 (-1%)		
Iowa--District Court.....	546,682	587,921	597,231	517,706	503,882	528,250 <sup>l</sup>	(1)	(1)
Kansas--District Court.....	42,038	45,066	185,710 <sup>a</sup>	410,398 <sup>a</sup>	430,960	446,955	15,975	(4%)
Kentucky--STATE TOTAL.....	795,299	809,234	646,089 <sup>a</sup>	665,745	727,232	61,487	(9%)	
Circuit Court.....	71,591	70,699	79,671	65,977	70,926	80,773	9,847	(14%)
District Court.....	--	--	--	580,112 <sup>a</sup>	594,819	646,459	51,640	(9%)
County Court, Quarterly Court, Police Court, and Justice Court.....	724,600	729,563	729,563	729,563	729,563	729,563		
Louisiana--District Court.....	163,571 <sup>j</sup>	369,379	370,541	417,770	478,225	60,455	(14%)	
Family Court and Juvenile Court.....	(j)	26,217	28,240	35,880	22,010	-13,870 (-39%)		
City Court, Parish Court, and New Orleans Municipal and Traffic Court.....	13,892	564,753	569,813 <sup>l</sup>	570,661 <sup>l</sup>	604,812	690,364	85,552	(14%)
Maine--Superior Court.....	112,266	121,676	133,344	143,518	149,689	6,371	(4%)	
Maryland--Circuit Court.....	1,124,138	1,158,439	1,184,816	1,142,950	4,109,871	3,866,955	-242,916 (-6%)	
District Court.....	2,203,698	66,649	62,679	55,278	-7,401 (-12%)			
Massachusetts--STATE TOTAL.....	67,730	1,846,103	3,602,494	3,839,259	3,595,315	-243,944 (-6%)		
Superior Court Department <sup>k</sup> .....	455,247	11,981	24,540	14,441	63,642	-599	(-1%)	
District Court Department <sup>k</sup> .....	12,688	7,699	8,022	8,565	9,005	8,857	-148	(-2%)
Boston Municipal Court Department <sup>k</sup> .....	101,362	88,874	100,097	105,820	116,027	10,207	(10%)	
Housing Court Department <sup>k</sup> .....	11,966	11,654 <sup>l</sup>	13,433	14,426	12,919	-1,507 (-10%)		
Lend Court Department <sup>k</sup> .....	3,239,777 <sup>j</sup>	156,605	198,943 <sup>l</sup>	218,341 <sup>l</sup>	234,764	(1)		74,986 (47%)
Probate and Family Court Department <sup>k</sup> .....	159,778	715	495	382	424 <sup>l</sup>	(1)		
Juvenile Court Department <sup>k</sup> .....	878,723	963,891	449,865	363,488	-86,377 (-19%)			
Michigan--STATE TOTAL.....	171,573 <sup>j</sup>	1,783,654 <sup>l</sup>	2,238,822 <sup>l</sup>	2,613,747	2,149,838	-463,909 (-18%)		
Circuit Court.....	245,958	245,803	187,222	44,745	13,171	-31,574 (-71%)		
District Court.....	93,334	42,455	114,866 <sup>l</sup>	63,638 <sup>l</sup>	(1)			
Probate Court.....	30,562 <sup>l</sup>	28,855 <sup>l</sup>	27,139 <sup>l</sup>	32,171 <sup>l</sup>	697,991 <sup>l</sup>	2,838	(10%)	
Minnesota--District Court.....	74,514	72,132	79,578	198,293 <sup>a</sup>	31,345	792	(3%)	
Missouri--Circuit Court and Court of Common Pleas, County Court.....	30,583	376,625	402,561	448,249	473,046	460,220 <sup>l</sup>	(1)	
Montana--District Court.....	21,872	24,487	25,201	27,443	27,182	34,342 <sup>l</sup>	(1)	
Nebraska--STATE TOTAL.....	227,718	255,624	282,933	290,464	283,196	-7,268 (-3%)		
District Court.....	121,628	119,695	135,350	153,218	140,167	-13,051 (-9%)		
County Court.....	2,070	1,992	1,727	1,648	1,903	255	(13%)	
Municipal Court.....	762	803	796	534	612	78	(15%)	
Separate Juvenile Court.....	23,719	24,189	26,615	24,606	23,534	-1,072 (-4%)		
Women's Compensation Court.....	15,055	15,262	16,288	16,470	16,648	178	(1%)	
New Hampshire--Superior Court.....	94,731	96,557	97,409	102,568	106,369	3,801	(4%)	
Probate Court.....	133,546	146,358	151,717	165,840	189,543	185,611	-3,932 (-2%)	
New Jersey--Superior Court and County Court <sup>k</sup> .....	376,866	382,055	412,971	425,865	425,865	12,894	(3%)	
Juvenile and Domestic Relations Court.....	3,744,049	3,750,717	4,014,988	4,218,954	4,474,094	255,140	(6%)	
County District Court.....	43,955	(1)	49,328	53,517	55,216	1,609	(3%)	
Municipal Court.....	99,536	121,087	127,185	122,226	119,031	-3,195 (-3%)		
New Mexico--District Court.....	145,798	147,426	96,177 <sup>k</sup>	103,235	6,478	(7%)		
Magistrate Court.....	198,753	292,288	305,325	322,481 <sup>l</sup>	319,745 <sup>l</sup>	328,034	(1)	129,281 (65%)
New York--Supreme Court and County Court.....	151,488	144,011	135,782	142,592	149,511	6,919	(5%)	
Family Court.....	53,351 <sup>l</sup>	51,606 <sup>l</sup>	52,514 <sup>l</sup>	51,207 <sup>l</sup>	52,316	(1)		
Civil Court of the City of New York.....								
Surrogate's Court.....								

(continued on next page)

TABLE 46:  
Filed cases (total, civil, criminal, and juvenile cases) in trial courts, 1975-1980. (continued)

North Carolina--STATE TOTAL.....	1,411,914	1,470,380	1,586,506	1,592,624	1,618,867	35,243	(2%)
Superior Court.....	119,197	120,563	124,499	129,350	139,399	10,049	(8%)
District Court.....	1,292,757	1,349,817	1,462,007	1,453,274	1,479,468	26,194	(2%)
North Dakota--District Court.....	8,361	11,065	17,259	18,401	19,505	1,104	(6%)
County Court with Increased Jurisdiction.....	16,503	20,088	21,726	21,939	88,459	(1)	
County Probate Court.....	1,342	1,781	1,787	1,592	1,453	-139	(-9%)
County Justice Court.....	5,220	6,601	5,840	4,413	4,482	(1)	
Ohio--Court of Common Pleas.....	464,438	483,220	496,872	500,190	515,140	14,950	(3%)
County Court.....	200,923	215,625	189,134	197,854	235,152	41,298	(21%)
Court of Claims.....	530	1,959	1,989	1,951	2,471	520	(27%)
Municipal Court.....	1,758,164	1,730,057	1,860,341	1,889,699	2,109,395	219,696	(12%)
Oklahoma--District Court.....	373,776	426,772	457,561	447,083	496,303	47,220	(11%)
Court of Bank Review.....	0	1	0	6	5	(a)	
Court of Tax Review.....	83,573	81,720	91,182	94,998	98,909	3,911	(4%)
Oregon--Circuit Court.....	232	148	138	112	118	6	(5%)
Tax Court.....	553,479	549,300	603,959	599,997	592,315	-7,682	(-1%)
District Court.....	456	400	282	249	271	22	(9%)
County Court.....	97,396	123,147	157,154	149,122			
Justice Court.....	135,709	162,593	206,902	213,149			
Municipal Court.....	290,757	288,878	296,035	310,369	364,306	53,937	(17%)
Pennsylvania--Court of Common Pleas.....	113,123	124,614	121,904	119,032	145,367	26,355	(22%)
Philadelphia Municipal Court.....	1,695,166	1,587,214	1,667,028	1,797,780	1,934,953	137,153	(8%)
District Justice Court.....	1,653,121	1,230,642	1,213,270	1,093,331	2,532,181	1,438,850	(132%)
Philadelphia Traffic Court.....	111,022	114,874	119,890	119,597	128,002	8,405	(7%)
Puerto Rico--Superior Court.....	349,332	176,246	152,345	162,131	164,184	(1)	
District Court.....	10,207	10,010	9,976	10,669	11,597	928	(9%)
Rhode Island--Superior Court.....	76,602	57,783	58,606	67,306	70,926	3,620	(5%)
District Court.....	11,391	12,260	12,022	13,974	12,314	-1,660	(-12%)
Family Court.....	53,925	60,088	58,608	68,095	72,506	(J)	
South Carolina--Circuit Court.....	23,065	14,986	10,955	7,419	(a)	(a, J)	
County Court and Civil and Criminal Court.....	42,245	54,272	63,161	52,655	53,184	549	(1%)
Family Court.....	551,086	581,750	591,815	620,273	621,266	993	(1%)
Magistrate Court.....	76,966	81,355	80,885	81,881	87,957	6,076	(7%)
Tennessee--Circuit Court and Criminal Court.....	4,566	4,847	3,868	4,200	4,344	144	(5%)
Law and Equity Court.....	29,569	30,998	32,419	32,663	35,755	3,086	(9%)
Chancery Court.....	7,007,062	7,308,756	7,968,683	8,253,067	8,713,452	459,385	(5%)
Texas--STATE TOTAL.....	357,509	378,314	394,679	415,845	439,764	23,919	(6%)
District Court and Criminal District Court.....	369,977	412,903	437,861	457,160	454,361	-2,799	(-1%)
County Court at Law, Constitutional County Court, and Probate Court.....	4,958,513	5,301,344	5,398,064	5,544,023	5,884,021	(1)	
Municipal Court.....	1,316,623	1,583,808	1,738,079	1,836,039	1,935,306	(1)	
Justice of the Peace Court.....	28,672	30,362	31,986	29,907	33,434	3,527	(12%)
Utah--District Court.....	36,378	36,093	38,148	39,166	34,940	-4,226	(-11%)
Juvenile Court.....	513,291	484,049	548,959	530,242	558,438	28,196	(5%)
Circuit Court.....	81,180	84,658	113,854	123,807	123,554	-253	(-1%)
City Court.....	6,319	6,672	6,974	7,194	7,675	481	(7%)
Vermont--STATE TOTAL.....	69,907	73,555	102,018	111,855	111,402	-453	(-1%)
Superior Court.....	76,442	75,291	84,862	84,758	84,777	-281	(-6%)
District Court.....	1,704,835	1,760,844	1,897,764	2,016,994	2,194,363	177,369	(9%)
Probate Court.....	106,819	117,351	125,058	130,461	138,986	8,525	(7%)
Virginia--STATE TOTAL.....	1,598,016	1,643,493	1,772,706	1,886,533	2,055,377	168,804	(9%)
Circuit Court.....	121,811	127,965	135,630	146,300	156,848	12,468	(9%)
District Court.....	664,992	705,346	754,198	764,309	807,897	43,588	(6%)
Washington--Superior Court.....	9,310	11,157	13,944	14,894	15,753	859	(6%)
District Court and Justices of the Peace.....							
Wyoming--District Court.....							

CIVIL Cases

Alabama--Circuit Court.....	75,869	78,016	64,619	70,465	73,111	76,463	3,352	(5%)	594	(1%)
Alaska--STATE TOTAL.....		19,703	21,638	23,901	25,918	24,605	-1,313	(-5%)		
Superior Court.....	9,283	10,749	11,375	11,370	11,066	10,433	-633	(-6%)	1,150	(12%)
District Court.....		8,652	10,118	12,292	14,451	13,618	-833	(-6%)		
Magistrates Court.....		302	145	239	401	554	153	(38%)		
Arizona--Superior Court.....	63,599	62,574	68,635	79,587	84,852	91,562	6,710	(8%)		(1)
Arkansas--STATE TOTAL.....		76,141	84,267	89,404	99,090	104,505		(1)		
Circuit Court.....	19,808	20,200	22,074	24,408	27,683	30,041	2,358	(9%)	10,233	(52%)
Chancery and Probate Court.....	38,633	39,716	41,512	42,867	43,878	46,421	2,543	(6%)	7,788	(20%)
Court of Common Pleas.....	364	241	250	377	508	387	-121	(-24%)	23	(6%)
County Court.....		300	1,674	1,956	1,886	1,628	-258	(-14%)		
Municipal Court.....		15,255	18,563	19,655	24,998	25,869		(1)		
City Court, Police Court, and Justice of the Peace Court.....		429	194	141	137	159		(1)		
California--STATE TOTAL.....	1,248,298	1,267,667	1,320,321	1,391,856	1,489,106	1,591,749	102,643	(7%)	343,451	(28%)
Superior Court.....	467,092	501,775	548,933	563,555	579,754	548,442	-31,312	(-5%)	81,350	(17%)
Justice Court.....	69,134	58,031	49,828	45,635	48,776	53,210	4,434	(9%)	-15,924	(-23%)
Municipal Court.....	712,072	707,861	721,560	782,866	860,576	990,097	129,521	(15%)	278,025	(39%)
Colorado--District Court and Denver Superior and Probate Courts.....	89,213	89,884	90,198	90,309	95,982	105,387	9,405	(10%)	16,174	(18%)
Water Court.....	2,256	1,844	2,040	2,868	2,134	2,226	92	(4%)	-30	(-1%)
County Court.....		47,617	57,921	64,435	69,518	75,039	5,521	(8%)		
Connecticut--STATE TOTAL.....		217,137	217,489	207,534	194,969	208,164	13,195	(7%)		
Superior Court.....	25,003	25,793	26,891	28,089	147,904	159,996	12,092	(8%)		(a)
Court of Common Pleas.....		140,130	140,214	131,619	(a)	(a)	(a)	(a)		(a)
Juvenile Court.....	0	0	151	173	(a)	(a)	(a)	(a)		(a)
Probate Court.....	55,879	51,214	50,233	47,653	47,055	48,168	1,103	(2%)	-7,711	(-14%)
Delaware--Superior Court.....	7,173	4,935	3,824	3,915	4,121	4,400	279	(7%)	-2,773	(-39%)
Court of Chancery.....	2,450	2,664	2,604	2,757	2,766	2,766	109	(4%)	316	(13%)
Court of Common Pleas.....	3,114	3,354	3,412	3,049	3,739	4,069	330	(9%)	955	(31%)
Family Court.....		10,522	15,480	14,004	15,587	16,316	729	(5%)		
Justice of the Peace.....		13,841	15,844	15,844	16,459	19,028	2,569	(16%)		
District of Columbia--Superior Court.....	171,939	170,059	161,944	158,286	150,647	146,182	-4,465	(-3%)	-25,777	(-15%)
Florida--STATE TOTAL.....	254,148	243,129	250,080	262,355	251,832	275,194	43,362	(19%)	20,946	(8%)
Circuit Court.....		222,233	222,815	215,208	209,888	229,310	19,422	(9%)		
District Court.....		87,133	104,344	110,697	115,438	115,276	(1)	(1)		
Georgia--Superior Court.....		114,939	147,693	119,519	153,991	153,991		(1)		
Hawaii--STATE TOTAL.....	16,665	18,000	20,763	22,616	22,903	24,662	1,759	(8%)	7,997	(48%)
Circuit Court.....	49	57	44	53	46	104	58	(126%)	55	(112%)
Land Court.....	189	41	43	47	59	34	-25	(-42%)	-155	(-82%)
Tax Appeal Court.....		11,633	11,014	10,940	12,369	13,598	1,229	(10%)		
District Court.....	37,224	40,245	45,537	48,172	52,762	53,223	471	(1%)	15,999	(43%)
District Court.....	9,701	9,719	8,240	8,483	8,380	8,187	-193	(-2%)	-1,514	(-16%)
Magistrates Division.....	27,523	30,526	37,297	39,689	44,382	45,036	154	(1%)	17,513	(64%)
Illinois--Circuit Court.....	632,664	633,246	635,666	689,701	672,588	723,263	50,675	(8%)	90,599	(14%)
Indiana--Superior Court and Circuit Court.....		173,924	189,607	200,991	221,334	239,920	18,586	(8%)		
County Court.....		51,951	67,057	89,015	90,178	103,325	13,147	(15%)		
Probate Court.....		6,744	6,003	5,410	6,399	472	(7%)			
Municipal Court of Marion County.....		14,957	15,302	16,963	21,132	24,183	3,051	(14%)		
Iowa--District Court.....	124,185	125,415	129,770	143,817	153,599	195,032	41,433	(27%)	70,847	(57%)
Kansas--District Court.....	35,312	37,811	58,005	92,076	104,013	117,037	13,024	(13%)	(a)	
Kentucky--STATE TOTAL.....	58,859	122,252	130,927	166,994	169,751	183,111	13,360	(8%)		
Circuit Court.....		59,497	65,998	55,845	60,414	69,214	8,800	(15%)	10,355	(18%)
District Court.....		—	—	111,149	109,337	113,897	4,560	(4%)		
County Court, Quarterly Court, Police Court, and Justice Court.....		62,755	64,929	(a)	(a)	(a)	(a)	(a)		

(continued on next page)

**TABLE 46:**  
Filed cases (total, civil, criminal, and juvenile cases) in trial courts, 1975-1980. (continued)

Louisiana--District Court.....	100,868	236,010	141,000	152,965	161,884	8,919	(6\$)
City Court, Parish Court, and New Orleans Municipal Court.....	59,537	62,351 <sup>l</sup>	61,575 <sup>l</sup>	69,223	81,063	11,840	(17\$)
Maine--Superior Court.....	5,158	7,568	8,023	7,760	8,595	835	(11\$)
District Court.....	38,693	39,560 <sup>l</sup>	40,246 <sup>l</sup>	47,636 <sup>l</sup>	49,564 <sup>l</sup>	(1)	3,437 (67\$)
Maryland--Circuit Court.....	57,530	66,026	74,720	81,064	86,295	5,231	(6\$)
District Court.....	299,201	332,812	398,260	423,704	458,726	35,022	(8\$)
Massachusetts--STATE TOTAL.....	418,600	411,467	484,224	494,162	494,162	9,938	(2\$)
Superior Court Department <sup>k</sup> .....	31,085	31,395	31,793	31,793	31,786	-7	(-1\$)
District Court Department <sup>k</sup> .....	239,885	249,624	170,054	297,034	294,683	-2,351	(-8\$)
Boston Municipal Court Department <sup>k</sup> .....	31,079	26,313	31,783	31,783	31,150	1,367	(4\$)
Housing Court Department <sup>k</sup> .....	7,499	7,239	16,401	8,789	9,659	870	(10\$)
Land Court Department <sup>k</sup> .....	7,699	8,022	8,565	9,005	8,857	-148	(-2\$)
Probate and Family Court Department <sup>k</sup> .....	101,362	88,874	100,097	105,820	116,027	10,207	(10\$)
Michigan--STATE TOTAL.....	556,531 <sup>j</sup>	643,843 <sup>l</sup>	709,982 <sup>l</sup>	709,982 <sup>l</sup>	709,982 <sup>l</sup>	(1)	102,562 (78\$)
Circuit Court.....	126,924	130,433	115,039 <sup>l</sup>	189,448 <sup>l</sup>	234,764	(1)	(1)
Court of Claims.....	987	715	495	382	424 <sup>l</sup>	(1)	(1)
Common Pleas Court of Detroit.....	171,573 <sup>j</sup>	178,441 <sup>j</sup>	168,644	146,429	355,579	20,847	(6\$)
District Court.....	172,746	179,171	245,759 <sup>l</sup>	334,732 <sup>l</sup>	355,579	-1,956	(-56\$)
Municipal Court.....	16,590	13,676	9,586	3,479	1,523	(1)	(1)
Probate Court.....	67,711	18,040 <sup>l</sup>	18,040 <sup>l</sup>	35,512 <sup>l</sup>	34,293 <sup>l</sup>	(1)	(1)
Minnesota--District Court.....	21,342	21,643	16,461	19,361	20,975	1,614	(8\$)
Missouri--Circuit Court and Court of Common Pleas.....	74,314	74,474	79,578	198,293 <sup>e</sup>	221,135	22,842	(12\$)
Montana--District Court.....	18,668 <sup>l</sup>	17,745	25,055	26,372	27,272	900	(3\$)
Nebraska--STATE TOTAL.....	17,232	18,640	21,272	22,315	27,977 <sup>l</sup>	(1)	(1)
District Court.....	27,967	29,963	31,408	33,337	34,754	1,417	(4\$)
County Court.....	15,081	17,153	18,267	20,328	21,881	1,553	(8\$)
Workmen's Compensation Court.....	762	803	796	534	612	78	(15\$)
New Hampshire--STATE TOTAL.....	56,742	17,745	19,479	68,561	70,567 <sup>l</sup>	(1)	(1)
Superior Court.....	23,370	15,055	16,288	18,464	16,677	-1,787	(-10\$)
District Court.....	15,055	15,262	16,288	33,537	36,444 <sup>l</sup>	(1)	(1)
Probate Court.....	599	68,371	74,337	77,427	80,471	3,044	(4\$)
Municipal Court.....	64,877	303,057	317,885	331,672	353,917	22,245	(7\$)
New Jersey--Superior Court and County Court <sup>k</sup> .....	280,941	293,917	69,474	80,878	80,133	-745	(-1\$)
County District Court.....	50,889	61,874	73,460	80,878	80,133	-745	(-1\$)
Juvenile and Domestic Relations Court.....	30,374	33,990	40,568	44,089	48,089	3,082	(20\$)
New Mexico--District Court.....	13,645	14,276	15,294	15,294	18,376	3,082	(20\$)
Magistrate Court.....	114,099	116,031	64,671 <sup>k</sup>	65,951	68,209	2,258	(3\$)
New York--Supreme Court and County Court.....	153,220	243,416	257,885	271,815 <sup>l</sup>	280,486	(1)	127,266 (83\$)
Family Court.....	151,488	144,011	135,782	142,592	149,511	6,919	(5\$)
Civil Court of the City of New York.....	53,551 <sup>l</sup>	51,606 <sup>l</sup>	52,514 <sup>l</sup>	51,207 <sup>l</sup>	52,516 <sup>l</sup>	1,309	(3\$)
Surrogate's Court.....	291,420	313,994	335,341	352,307	393,442	41,135	(12\$)
North Carolina--STATE TOTAL.....	224,810	244,695	264,120	279,548	315,867	36,319	(13\$)
District Court.....	66,610	69,299	71,221	72,759	77,575	4,816	(7\$)
Superior Court.....	14,618 <sup>l</sup>	19,717 <sup>l</sup>	21,666 <sup>l</sup>	23,255 <sup>l</sup>	25,279 <sup>l</sup>	(1)	(1)
North Dakota--STATE TOTAL.....	7,630	9,006	9,975	11,070	11,995	885	(8\$)
District Court.....	5,603 <sup>l</sup>	8,027 <sup>l</sup>	8,773 <sup>l</sup>	9,492 <sup>l</sup>	10,636	(1)	(1)
County Court with Increased Jurisdiction.....	1,342 <sup>l</sup>	1,718 <sup>l</sup>	1,787 <sup>l</sup>	1,592 <sup>l</sup>	1,453	-139	(-9\$)
County Probate Court.....	433	966	1,131 <sup>l</sup>	1,101 <sup>l</sup>	1,235	(1)	(1)
County Justice Court.....	244,569	249,589	254,758	256,661	262,785	6,124	(2\$)
Ohio--Court of Common Pleas.....	20,874	20,512	20,690	23,377	25,696	2,319	(10\$)
County Court.....	307,954	313,330	337,798	356,578	370,746	14,168	(4\$)
Municipal Court.....	530	1,959	1,989	1,951	2,471	520	(27\$)
Court of Claims.....							

Oklahoma--District Court.....	157,853	160,562	172,406	181,020	185,136	198,849	13,713 (7%)	40,996 (26%)
Court of Bank Review.....		9	5	6	5	(a)		
Court of Tax Review.....		0	1	0	6	5	-1 (-17%)	
Oregon--STATE TOTAL.....	117,829 <sup>1</sup>	123,197 <sup>1</sup>	139,608 <sup>1</sup>	139,608 <sup>1</sup>	147,474 <sup>1</sup>	154,524	(1)	21,598 (46%)
Circuit Court.....	46,832	55,618	62,782	60,562	62,782	68,430	5,648 (9%)	-114 (-49%)
Tax Court.....	232	181	148	138	112	118	6 (5%)	
District Court.....	58,920	66,265	75,089	75,089	81,404	85,795	4,391 (5%)	
County Court.....	214	177	149	149	155	181	26 (17%)	
Justice Court.....	2,896 <sup>1</sup>	3,491 <sup>1</sup>	3,021 <sup>1</sup>	3,670 <sup>1</sup>	3,021 <sup>1</sup>			
Pennsylvania--Court of Common Pleas.....	143,832	178,800	180,206	186,106	196,919	238,987	42,068 (21%)	
Philadelphia Municipal Court.....	69,219	72,874	69,713	71,813	71,813	96,723	24,910 (35%)	
District Justice Court.....	151,672	159,325	163,556	163,556	184,150	196,171	12,021 (7%)	
Puerto Rico--Superior Court.....	78,476	85,719	94,351	94,351	94,351	101,035	6,479 (7%)	
District Court.....	46,697	43,104	46,109	46,109	51,262	54,818	3,556 (7%)	
Rhode Island--Superior Court.....	6,542	6,733	6,341	6,795	7,087	7,158	71 (1%)	616 (9%)
District Court.....	33,335	29,026	28,488	29,196	31,586	31,104	-482 (-2%)	-2,231 (-7%)
Family Court.....	4,584	5,115	5,667	5,134	5,817	5,392	-425 (-7%)	808 (18%)
South Carolina--Circuit Court.....	25,377	29,259	28,300	28,300	36,349	38,359	2,010 (5%)	
County Court and Civil and Criminal Court.....	23,065	14,586	10,955	10,955	7,419	(a)		
Magistrate Court.....	94,758	105,856	88,381	101,963	90,748	90,748	2,367 (3%)	
Tennessee--Circuit Court.....	46,589	47,357	49,462	49,378	51,158	53,398	2,240 (4%)	6,809 (15%)
Law and Equity Court.....	4,566	4,847	4,466	3,868	4,200	4,344	144 (3%)	-222 (-5%)
Chancery Court.....	29,569	30,998	32,419	32,663	34,536	35,755	1,219 (4%)	6,186 (21%)
Texas--STATE TOTAL.....	556,994 <sup>1</sup>	622,562 <sup>1</sup>	371,271 <sup>1</sup>	724,948 <sup>1</sup>	752,075 <sup>1</sup>			
District Court and Criminal District Court.....	264,888	272,601	285,335	296,127	311,984	333,854	21,870 (7%)	68,966 (26%)
County Court at Law, Constitutional County Court, and Probate Court.....	131,036 <sup>1</sup>	141,691 <sup>1</sup>	143,827 <sup>1</sup>	143,827 <sup>1</sup>	145,036	149,712	4,676 (3%)	
Justice of the Peace Court.....	153,537 <sup>1</sup>	195,537 <sup>1</sup>	27,010	198,317 <sup>1</sup>	267,928 <sup>1</sup>	268,509 <sup>1</sup>	581 (1%)	
Utah--District Court.....	26,029	25,533	27,010	28,542	27,511	30,636	3,125 (11%)	4,607 (18%)
Circuit Court.....		--	--	--	38,255 <sup>8</sup>	51,889	13,634 (36%)	
City Court.....	23,705	26,439	31,068	31,068	(a)	(a)		
Vermont--STATE TOTAL.....	24,082	21,668	22,367	22,367	22,632	24,282	1,650 (7%)	
Superior Court.....	6,275	6,691	6,601	6,892	6,757	7,619	862 (13%)	1,344 (21%)
District Court.....	15,473	12,868	10,636	10,613	11,117	12,186	1,069 (10%)	-3,287 (-21%)
Virginia--STATE TOTAL.....	464,901	470,830	528,486	528,486	612,655	714,957	102,302 (17%)	
Circuit Court.....	62,938	63,976	67,685	71,975	75,341	78,732	3,391 (5%)	15,794 (25%)
Washington--STATE TOTAL.....	161,986	170,755	176,425	206,774	231,000	231,000	24,266 (12%)	
Superior Court.....	90,663	94,325	99,000	103,946	112,320	117,946	5,626 (5%)	27,283 (30%)
District Court and Justices of the Peace.....	67,661	71,755	72,479	92,445	109,851	17,406	(19%)	
Municipal and Police Court.....		--	--	--	2,009	3,203	1,194 (59%)	
Wisconsin--Circuit Court and County Court.....	192,243	208,280	188,406	188,406	198,640 <sup>8</sup>	218,974	20,344 (10%)	26,731 (14%)
Wyoming--District Court.....	7,987	7,981	9,044	11,583	12,259	13,041	782 (6%)	5,054 (63%)
<b>Criminal cases</b>								
Alabama--Circuit Court.....	25,777	25,466	24,143	23,326	24,302	26,896	2,594 (11%)	1,119 (4%)
Alaska--STATE TOTAL.....	1,075	991	1,082	1,190	1,074	1,661	166 (15%)	165 (15%)
Superior Court.....	21,335	1,560	1,571	1,369	1,734	1,948	214 (12%)	
District Court.....	13,662	13,913	13,231	14,005	13,815	16,411	2,596 (19%)	2,749 (20%)
Arizona--Superior Court.....	116,190 <sup>1</sup>	138,356 <sup>1</sup>	130,978 <sup>1</sup>	130,978 <sup>1</sup>	118,706 <sup>1</sup>	120,325 <sup>1</sup>	(1)	
Arkansas--STATE TOTAL.....	12,987	12,813	14,284	14,284	14,866	16,477	1,611 (11%)	3,490 (27%)
Circuit Court.....	99,254 <sup>1</sup>	113,761 <sup>1</sup>	112,768 <sup>1</sup>	112,768 <sup>1</sup>	113,701 <sup>1</sup>	99,908 <sup>1</sup>	(1)	
City Court, Police Court, and Justice of the Peace Court.....	4,123 <sup>1</sup>	10,821 <sup>1</sup>	3,926 <sup>1</sup>	3,926 <sup>1</sup>	3,519 <sup>1</sup>	3,940 <sup>1</sup>	(1)	
California--STATE TOTAL.....	776,987	778,003	807,364	794,679	804,812 <sup>1</sup>	827,631	(1)	50,644 (7%)
Superior Court.....	57,656	57,430	57,161	58,077	56,280 <sup>1</sup>	60,420	(1)	2,764 (5%)
Justice Court.....	97,344	83,863	71,973	63,500	63,988	67,185	3,197 (5%)	-30,159 (-31%)
Municipal Court.....	621,987	636,710	678,230	673,102	684,544	700,026	15,482 (2%)	78,039 (11%)

(continued on next page)

TABLE 46:  
Filed cases (total, civil, criminal, and juvenile cases) in trial courts, 1975-1980. (continued)

Colorado--District Court and Denver Superior Court.	14,569	14,334	15,690	15,025	15,287	17,524	2,237 (15%)	2,955 (20%)
County Court.....		41,862	42,308 <sup>1</sup>	43,078	32,925	41,132	8,207 (25%)	
Connecticut--STATE TOTAL.....		95,746	91,400	91,182	101,354 <sup>a</sup>	109,179	7,825 (8%)	
Superior Court.....	4,941	4,555	4,522	3,871	101,354 <sup>a</sup>	109,179	7,825 (8%)	(a)
Court of Common Pleas.....		91,191	86,878	87,311	(a)	(a)		(a)
Delaware--Superior Court.....	4,087	3,786	4,097	3,293	2,950	3,115	165 (6%)	-972 (-24%)
Court of Common Pleas.....	5,261	5,762	6,325	6,534	7,411	9,529	2,118 (29%)	4,268 (81%)
Municipal Court of Wilmington.....	8,785	8,754	9,540	8,893	9,154	8,559	-545 (-6%)	-226 (-3%)
Justices of the Peace Court.....		22,518	23,196	22,668	22,956	26,707	3,751 (16%)	
District of Columbia--Superior Court.....	33,923	31,956	29,040	28,332	29,404	33,533	4,129 (14%)	-390 (-1%)
Florida--STATE TOTAL.....		348,834	330,035	325,647	386,231	60,584 (19%)		43,753 (53%)
Circuit Court.....	82,222	66,166	92,526	95,842	91,812	125,975	34,163 (37%)	
State Court and County Court.....		42,962	45,989	42,023	45,480	48,741 <sup>1</sup>	(1)	(1)
Probate Court.....		3,327	3,470	5,323	4,062	90,609	(1)	(1)
Hawaii--STATE TOTAL.....		44,116	38,577	40,400	45,799	46,367	568 (1%)	
Circuit Court.....	2,086	2,028	1,992	2,097	2,801	2,453	-348 (-12%)	367 (18%)
District Court.....		42,088	36,585	38,303	42,998	43,914	916 (2%)	
Idaho--STATE TOTAL.....	34,602	30,490	29,444	29,219	30,036	32,894	2,858 (10%)	-1,708 (-5%)
District Court.....	3,094	3,379	3,324	3,113	3,027	3,372	345 (11%)	278 (9%)
Magistrates Division.....	31,508	27,111	26,120	26,106	27,009	29,522	2,513 (9%)	-1,986 (-6%)
Illinois--Circuit Court.....	598,300	520,112	519,334	517,975	581,976	649,240	67,264 (12%)	50,940 (9%)
Indiana--Superior Court and Circuit Court.....		43,495	48,189	42,199	51,038 <sup>a</sup>	57,716	6,678 (13%)	
Criminal Court of Marion County.....		2,394	1,950	1,924	(a)	(a)		
County Court.....		36,167	32,536	40,589	47,223	52,902	5,679 (12%)	
Juvenile Court of Marion County.....		42	26	15	(a)	(a)		
Municipal Court of Marion County.....		35,595	58,423	39,597	45,571	50,309	4,738 (10%)	
Iowa--District Court.....	205,098	190,363	177,024	198,019	166,251 <sup>1</sup>	(1)	(1)	(1)
Kansas--District Court.....	6,726	7,255	19,835 <sup>a</sup>	25,211 <sup>a</sup>	25,163	26,984	1,821 (7%)	(a)
Kentucky--STATE TOTAL.....		220,598	232,415	203,860 <sup>b</sup>	208,426	218,691	10,265 (5%)	
Circuit Court.....	12,732	11,202	13,673	10,132	10,512	11,559	1,047 (10%)	-1,173 (-9%)
District Court.....		—	—	193,728 <sup>a</sup>	197,914	207,132	9,218 (5%)	
County Court, Quarterly Court, Police Court, and Justice Court.....		209,356	218,742	(a)	(a)	(a)		
Louisiana--District Court.....		52,297	26,217	229,541	264,805	316,341	51,536 (19%)	
City Court, Parish Court, and New Orleans Municipal and Traffic Court.....		112,158	13,976 <sup>1</sup>	118,864 <sup>1</sup>	122,328	139,724	17,396 (14%)	
Maine--Superior Court.....	8,734	6,533	6,138	5,444	5,425	5,729	304 (6%)	-3,005 (-34%)
Maryland--Circuit Court.....	29,726	34,333	43,616	36,108	38,902	39,449	547 (1%)	9,723 (33%)
District Court.....		110,606	111,688	101,217	88,858			
Massachusetts--STATE TOTAL.....		235,377	283,518 <sup>1</sup>	269,601	280,807	11,206 (4%)		-3,697 (-10%)
Superior Court Department <sup>k</sup> .....	35,483	37,508	35,254	30,886	31,786	900 (3%)		
District Court Department <sup>k</sup> .....		202,711	217,564	218,835	228,744	9,909 (50%)		
Boston Municipal Court Department <sup>k</sup> .....		9,909	25,924	13,862	14,990	1,128 (8%)		
Housing Court Department <sup>k</sup> .....		5,198	4,742	8,139	5,652	5,258	-394 (-7%)	
Juvenile Court Department <sup>k</sup> .....		51	34 <sup>1</sup>	28	36	29	-7 (-19%)	
Michigan--STATE TOTAL.....		395,370	405,199	17,744 <sup>1</sup>	28,893 <sup>1</sup>	31,264	(1)	3,688 (13%)
Circuit Court.....	27,576	26,426	26,172	17,744 <sup>1</sup>	86,221	57,941	-28,280 (-33%)	
Recorder's Court of Detroit.....		96,468	98,624	246,751 <sup>1</sup>	293,961 <sup>1</sup>	289,264		
District Court.....		231,787	238,965	20,903	6,032	1,735	-4,297 (-71%)	
Municipal Court.....		40,689	41,437	89,036				
Common Pleas Court of Detroit.....		7,991	8,919	10,012	11,196			3,205 (40%)
Minnesota--District Court.....	17,760	18,080	18,130	19,020	86,943 <sup>a</sup>	94,220 <sup>1</sup>	(1)	(a)
Missouri--Circuit Court and Court of Common Pleas..								

Montana--District Court.....	2,122 <sup>1</sup>	2,842	2,962	2,771	-191	(-6%)	
Nebraska--District Court.....	6,643	6,171	4,869	6,345 <sup>1</sup>	(1)	(1)	
County Court.....		45,276	46,250	54,931	8,681	(19%)	
New Hampshire--Superior Court.....	6,321	6,992	6,142	6,857	715	(12%)	
New Jersey--Superior Court and County Court.....	31,500	29,038	25,141	25,898	757	(3%)	
County District Court.....		3,435	4,371	4,248	-123	(-3%)	
Municipal Court.....	329,425	329,541	361,173	383,266	22,093	(6%)	
New Mexico--District Court.....	4,771	4,656	4,949	5,289	340	(7%)	
Magistrate Court.....		26,229	32,130	42,259	10,129	(32%)	
New York--Supreme Court and County Court.....	35,754	31,595	30,806	35,026	4,220	(17%)	
Criminal Court of the City of New York.....		665,366	678,979 <sup>1</sup>				
North Carolina--STATE TOTAL.....	418,882	412,756	412,883	427,340	14,457	(4%)	
Superior Court.....	52,547	51,264	56,591	61,824	5,223	(9%)	
District Court.....	366,335	361,492	356,292	365,516	9,224	(3%)	
North Dakota--STATE TOTAL.....	16,738 <sup>1</sup>	18,779	16,780	17,239	459	(3%)	
District Court.....	1,051	1,083	1,021	1,342	321	(31%)	
County Court with Increased Jurisdiction.....	10,900 <sup>1</sup>	12,061	12,447	12,650	203	(2%)	
County Justice Court.....	4,787	5,635	3,512	3,247	-65	(-2%)	
Ohio--Court of Common Pleas.....	30,527	30,835	33,544	39,215	5,671	(17%)	
County Court.....	25,360	26,739	26,986	31,223	4,237	(16%)	
Municipal Court.....	265,033	266,223	380,830	343,610	34,780	(11%)	
Oklahoma--District Court.....	57,446	59,289	60,309	62,291	1,982	(3%)	
Oregon--Circuit Court.....	14,360	14,174	16,643	19,077	2,434	(15%)	
District Court.....	39,769	45,607	83,228	96,356	13,128	(16%)	
Justice Court.....	4,936 <sup>1</sup>	6,087 <sup>1</sup>	7,764 <sup>1</sup>				
Pennsylvania--Court of Common Pleas.....	14,070 <sup>1</sup>	18,235 <sup>1</sup>	23,715 <sup>1</sup>				
Municipal Court.....	76,302	73,028	73,765	81,969	8,204	(11%)	
Philadelphia Municipal Court.....	43,904	51,740	47,219	48,644	1,425	(3%)	
District Justice Court.....	438,319	420,165	453,980	503,159	27,429	(6%)	
Puerto Rico--Superior Court.....	26,331	23,508	19,944	21,421	2,238	(12%)	
District Court.....	67,916	62,067	56,635	57,467 <sup>1</sup>	59,707	(1)	
Rhode Island--Superior Court.....	3,665	3,153	3,181	3,582	857	(24%)	
District Court.....	43,267 <sup>1</sup>	30,118 <sup>1</sup>	31,457 <sup>1</sup>	35,720 <sup>1</sup>	39,822	(1)	
South Carolina--Circuit Court, County Court, and Civil and Criminal Court.....	28,548	30,829	30,308	34,147	2,401	(8%)	
Magistrate Court.....	70,546	76,226	78,959	84,156	102,716	18,560	(22%)
Tennessee--Circuit Court and Criminal Court.....	26,462	30,062	28,148	27,325	31,462	4,137	(15%)
Texas--STATE TOTAL.....	927,110 <sup>1</sup>	1,011,594 <sup>1</sup>	1,107,857 <sup>1</sup>	1,207,894 <sup>1</sup>	1,207,894 <sup>1</sup>	5,000	(19%)
District Court and Criminal District Court.....	80,702	81,838	86,223	92,476	97,016	4,540	(5%)
County Court at Law and Constitutional County Court.....							
Municipal Court.....	168,423 <sup>1</sup>	187,202 <sup>1</sup>	204,727 <sup>1</sup>	224,513	208,160	-16,353	(-7%)
Justice of the Peace Court.....	435,350 <sup>1</sup>	420,020 <sup>1</sup>	435,088 <sup>1</sup>	394,207 <sup>1</sup>	498,177 <sup>1</sup>	(1)	(1)
Utah--District Court.....	2,643	3,352	3,444	2,798	402	(17%)	
Juvenile Court.....	238	270	287	254	519	65	(26%)
Circuit Court.....							
City Court.....	23,682	26,392	29,315	34,465	3,279	(11%)	
Vermont--STATE TOTAL.....	16,954	18,059	18,890 <sup>1</sup>	19,986 <sup>1</sup>	1,096	(6%)	
Superior Court.....	44	71	82	72 <sup>1</sup>	56 <sup>1</sup>	-16	(-22%)
District Court.....	16,910	17,988	19,187	19,930 <sup>1</sup>	1,112	(6%)	
Virginia--STATE TOTAL.....	307,400	323,081	355,506	408,034	55,132	(14%)	
Circuit Court.....	41,644	49,666	53,083	78,752	23,612	(43%)	
Washington--STATE TOTAL.....	126,117	131,515 <sup>1</sup>	139,273	145,091	169,683	24,592	(17%)
Superior Court.....	14,048	14,093	14,141	17,950	2,706	(18%)	
Municipal Court and Police Court.....	39,112	43,379 <sup>1</sup>	47,160	49,238	57,681	8,443	(17%)
District Court and Justices of the Peace.....	72,932	73,995	77,835	80,629	94,072	13,443	(17%)
Wisconsin--Circuit Court and County Court.....	71,563	78,403	42,977	66,018	11,581	(21%)	
Wyoming--District Court.....	1,629	1,284	1,404	1,732	119	(7%)	

(continued on next page)



TABLE 46:  
Filed cases (total, civil, criminal, and juvenile cases) in trial courts, 1975-1980. (continued)

Juvenile cases									
Alaska--Superior Court.....	1,366	1,510	1,483	1,296	1,352	1,180	-172 (-13%)		-206 (-15%)
Arkansas--County Court.....	8,385	6,588	9,884	9,177	11,786	11,385	49 (1%)		
California--Superior Court.....	77,722	107,917	107,786	105,227	104,508 <sup>l</sup>	101,854	(1)		24,132 (31%)
Colorado--District and Denver Juvenile Court.	15,130 <sup>j</sup>	16,089 <sup>j</sup>	16,078 <sup>j</sup>	16,782 <sup>j</sup>	17,631 <sup>j</sup>	16,902 <sup>j</sup>	-729 (-4%) <sup>j</sup>		1,772 (12%) <sup>j</sup>
Connecticut--STATE TOTAL.....	15,985	14,452	13,329	14,854	16,741	16,425	-316 (-2%)		
Superior Court.....	(k)	(k)	(k)	(k)	16,741	16,425	-316 (-2%)		(k)
Juvenile Court.....	15,985	14,452	13,329	14,854	16,741	16,425	-316 (-2%)		(a)
Delaware--Family Court.....	9,823	9,452	8,702	8,179	8,201	8,201	22 (1%)		
District of Columbia--Superior Court.....	7,756	7,591	6,289	6,384	5,623	5,329	-294 (-5%)		-2,427 (-31%)
Florida--Circuit Court.....	62,811	64,377	76,271	76,723	75,585	121,707	46,122 (61%)		58,896 (94%)
Georgia--Juvenile Court.....	28,362	28,660 <sup>l</sup>	33,843 <sup>l</sup>	35,742	26,459 <sup>l</sup>		(1)		
Hawaii--Circuit Court.....	7,739	7,363	8,075	7,756	8,259	8,363	104 (1%)		624 (8%)
Idaho--STATE TOTAL.....	7,523	7,927	7,733	7,915	8,003	8,091	88 (1%)		568 (8%)
District Court.....	17	1	3	1	2	2	0 (0%)		-15 (-88%)
Magistrates Division.....	7,506	7,926	7,730	7,914	8,001	8,089	88 (1%)		583 (8%)
Illinois--Circuit Court.....	27,983	25,731	25,686	29,183	30,326	31,591	1,265 (4%)		3,608 (13%)
Iowa--District Court.....	5,685	5,672	6,039	6,195	5,236	5,512	276 (5%)		-173 (-3%)
Kentucky--STATE TOTAL.....	26,043	26,930	34,114 <sup>b</sup>	35,828	35,828	38,282	2,454 (7%)		
District Court.....	--	--	34,114 <sup>b</sup>	35,828	35,828	38,282	2,454 (7%)		
County Court, Quarterly Court, Police Court, and Justice Court.....	26,043	26,930	26,930	28,240	35,880	22,010	-13,870 (-39%)		
Louisiana--Family Court and Juvenile Court.....			26,217	28,240	35,880	22,010	-13,870 (-39%)		
City Court, Parish Court, and New Orleans Municipal and Traffic Court.....			13,976 <sup>l</sup>	5,121 <sup>l</sup>	5,111	4,632	-479 (-10%)		
Maine--District Court.....	4,517	5,083 <sup>l</sup>	5,350	3,867	3,965	3,965	98 (3%)		
Maryland--STATE TOTAL.....	27,069	28,232	26,601	24,465	25,332	26,468	1,136 (4%)		-601 (-2%)
Circuit Court.....	25,210	25,185	23,702	22,371	23,352	23,945	593 (3%)		-1,265 (-5%)
District Court.....	1,859	3,047	2,899	2,094	1,980	2,523	543 (27%)		664 (36%)
Massachusetts--STATE TOTAL.....	49,518	48,620	53,109	48,766	42,890	42,890	-5,876 (-12%)		
District Court Department.....	37,552	37,000	39,704	34,376	30,000	30,000	-4,376 (-13%)		
Juvenile Court Department.....	11,966	11,620	13,405	14,390	12,890	12,890	-1,500 (-10%)		
Michigan--Probate Court.....	25,623	30,045	24,415 <sup>l</sup>	36,370 <sup>l</sup>	29,345 <sup>l</sup>		(1)		
Missouri--Circuit Court and Court of Common Pleas..	18,751	16,929	16,734	18,563	17,293 <sup>a</sup>	21,053	3,760 (22%)		2,302 (12%)
District Court.....	1,793 <sup>l</sup>	4,918	4,860	4,677	4,979	5,341	362 (7%)		
Nebraska--STATE TOTAL.....	5,254	3,184	2,868	2,950	3,331	3,438	107 (3%)		
County Court.....	2,070	1,992	1,648	1,903	255	1,903	255 (15%)		
Separate Juvenile Court.....	82,657	84,484	92,380	108,665	105,478	105,478	-3,187 (-3%)		22,821 (28%)
New Jersey--Juvenile and Domestic Relations Court..	5,454	5,259	3,811	4,159	4,930 <sup>l</sup>	47,348	(1)		2,015 (4%)
New Mexico--District Court.....	45,533	48,872	47,440	48,818 <sup>l</sup>	47,930 <sup>l</sup>	47,348	(1)		
New York--Family Court.....	855	1,001	974	5,709	5,810	5,698	-112 (-2%)		4,843 (566%)
North Carolina--District Court.....	194,288	189,342	202,796	210,539	209,985	213,140	3,155 (2%)		18,852 (10%)
Ohio--Court of Common Pleas.....	8,311	8,272	8,906	8,141	7,323	8,156	833 (11%)		-155 (-2%)
Oklahoma--District Court.....	11,568	13,712	14,653	14,656	15,667	11,492	-4,175 (-27%)		-76 (-1%)
Oregon--STATE TOTAL.....	11,305	13,470	14,523	15,573	15,573	11,402	-4,171 (-27%)		97 (1%)
Circuit Court.....	263	242	223	133	94	90	-4 (-4%)		-173 (-66%)
County Court.....	39,882	37,084	35,614	37,365	39,685	43,350	3,665 (9%)		3,468 (9%)
Pennsylvania--Court of Common Pleas.....	6,215	5,647	5,858	5,958	5,946	5,946	-512 (-5%)		
Puerto Rico--Superior Court.....	6,807	6,436	6,888	6,888	6,157	6,922	-1,235 (15%)		115 (2%)
Rhode Island--Family Court.....	4,210	4,210	3,519	2,735 <sup>l</sup>	5,350	5,426	76 (1%)		1,216 (29%)
South Dakota--Circuit Court.....	13,446 <sup>k</sup>	12,327 <sup>l</sup>	12,791	13,540 <sup>l</sup>	12,838	10,704	-2,134 (-17%)		-2,742 (-20%)
Texas--STATE TOTAL.....	11,919 <sup>k</sup>	11,031	11,141	12,329	11,385	8,894	-2,491 (-22%)		-3,025 (-25%)
District Court and Criminal District Court.....									
County Court at Law, and Constitutional County Court.....	1,527	1,296 <sup>l</sup>	1,650 <sup>l</sup>	1,211 <sup>l</sup>	1,453	1,810	357 (25%)		283 (19%)

Utah--Juvenile Court.....	22,522	22,482	22,939	23,367	25,516	25,803	287	(1%)	3,281	(15%)
Vermont--District Court.....	968	1,020	1,038	1,097	1,099	1,257	158	(14%)	289	(30%)
Virginia--District Court.....	11,675	111,675	115,745	126,709	131,363	132,107	744	(1%)		
Washington--Superior Court.....	11,929	13,433	14,824	17,406	20,836	22,972	2,136	(10%)	11,043	(93%)

Note: All available data are included in the table. Blank spaces indicate that data were not available.

Blankface headings indicated the classifications used by the OSIM project. -- = Not applicable.

**Court Jurisdiction:**

Alabama--Circuit Court--Total cases--This court was given jurisdiction over juvenile cases in 1978.

Connecticut--In 1979, the Court of Common Pleas and the Juvenile Court were abolished and their jurisdiction was transferred to the Superior Court.

District of Columbia--Superior Court--Total cases--Between 1978 and 1979, most of the traffic jurisdiction of this court was transferred to an administrative agency.

Florida--In 1977, the Municipal Court was abolished and its jurisdiction (primarily traffic cases) was transferred to the District Court.

Indiana--In 1979, the Criminal Court of Marion County and the Juvenile Court of Marion County were consolidated into the Superior Court.

Kansas--District Court--In the middle of the 1977 court year, all the trial courts in Kansas except the Municipal Court were consolidated. The full impact of the consolidation is reflected in the data given for 1978.

Kentucky--Effective in 1978, the County Court, Quarterly Court, Police Court, and Justice Court were abolished.

Missouri--Circuit Court--In 1979, all seven trial courts in Missouri were combined into the Circuit Court.

Oklahoma--The Court of Bank Review was abolished in 1979.

South Carolina--During 1979 all the County Courts and Civil and Criminal Courts were abolished and their caseloads were transferred to the Circuit Court.

Utah--In 1979, the City Court was renamed the Circuit Court.

Wisconsin--The County Court was abolished and its jurisdiction was transferred to the Circuit Court in 1979.

Data are not complete:

Arizona--Superior Court--total cases, civil, and juvenile --Data footnoted contained incomplete figures for mental health cases in 1976 and adoption in 1978, 1979, and 1980, and juvenile in all years.

Arkansas--Court of Common Pleas--Total cases and civil --No data were reported for two court locations in 1977 or one location in 1978.

Municipal Court--Total cases, civil, and criminal --incomplete data were reported for 9 court locations in 1976, 15 in 1977, 19 in 1978, 23 in 1979, and 1 in 1980. Breakdowns for civil and criminal cases were not available for two additional courts in 1979.

City, Police, and Justice of the Peace Courts--Total cases, civil, and criminal --incomplete data were reported for 31 court locations in 1976, 47 in 1977, 53 in 1978, 59 in 1979, and 11 in 1980. Breakdowns for civil and criminal cases were not available for 13 additional courts in 1980.

California--Superior Court--One court location did not report data for six months of 1979.

Colorado--Denver Probate Court--Total cases and civil cases-- No estate data were available for three months of 1977.

County Court--Total cases and criminal --Data reported for 1977 do not include preliminary hearing cases from Denver.

Connecticut--Superior Court--No data are included for cases disposed by the Appellate Session of Superior Court.

Delaware--Court of Common Pleas--(1978 only)--Other civil miscellaneous cases are missing from the court located in New Castle County for six months.

Georgia--Total cases, civil, criminal, and juvenile --Data were not reported for the following courts: Superior Court--one court for 1980; State Court--one court in 1977, one in 1979; Juvenile Court--one circuit in 1977; one court in 1978, 8 counties in 1980.

Iowa--Total cases and criminal --Data given for 1980 do not include preliminary hearing cases.

Kansas--District Court--(1978 only)--Figures do not include other estate cases.

Louisiana--Total cases, civil, criminal, and juvenile --Data were not available for two locations of the City, Parish, and New Orleans Municipal and Traffic Courts for 1977 and 1978. Data were estimated for several other court locations for these same years.

Maine--Total cases, civil, and juvenile --Data reported for 1977 for the District Court included incomplete figures for various civil and juvenile case categories. Civil figures are incomplete for 1978, 1979, and 1980. The only cases not available for 1980 were support/custody cases.

Maryland--Circuit Court--Figures for total cases do not include sentences review only cases. Criminal cases do not include sentence review only cases or adult offenses against juveniles.

Massachusetts--Criminal --One location of the Juvenile Court Department did not report criminal data for 1977.

Michigan--Circuit Court--(1978 only)--No data were available for one court; six other courts reported total cases filed only. (1979 only)

--Three courts reported no data.

District Court--Total cases, civil, and criminal --No data were reported for five locations for 1979. In 1978 nine locations reported grand total filings only; the civil and criminal figures for these years are not complete.

Probate Court--Total cases, civil, and juvenile --No estate data were available for 1978, 1979, or 1980. Six locations did not report any data for 1977. Various courts did not report data for assorted categories of cases for 1979 and 1980. None of these data are comparable, as a result.

Court of Claims--Total cases and civil --Data reported for 1980 does not include appeals filed under the Vietnam Bonus Section Act.

Minnesota--District Court--No data were available for juvenile cases filed in this court.

Missouri--Total cases and criminal --No data were available on the number of ordinance violations filed in 1980.

Montana--Civil, criminal, and juvenile --Figures reported do not include 800 cases filed that could not be identified by case type.

Nbraska--District Court--Total cases, civil, and criminal --Two counties did not report any data for 1980.

New Hampshire--Civil --Not all locations of the District Court reported domestic violence petitions in 1980.

New Mexico--District Court--Total cases--No juvenile data were available for 1977.

(continued on next page)

TABLE 46:  
Filed cases (total, civil, criminal, and juvenile cases) in trial courts, 1975-1980. (continued)

	Explanation of data included in the category:
New York--Family Court--No data were reported for one court location in 1978. In 1979, no data were reported for December by one court. Surrogate's Court--Total cases and civil --No data were given for domestic relations, administration, guardianship, or other estate cases.	Colorado--District Court and Denver Superior and Juvenile Courts--Post judgment actions on civil adoption, paternity, and support cases are included in the juvenile caseload figures.
North Dakota--Circuit Court-- Juvenile --Figure given for 1978 does not include other juvenile cases filled and therefore is not comparable to other juvenile data given for this court on the table.	Louisiana--The District Court figures for 1976 also include cases filed in the Family and Juvenile Courts.
County Court with increased jurisdiction--Total cases, civil, and criminal --Figures for 1976, 1977, 1978, and 1979 do not include mental health or traffic cases. Figures for 1976 also do not include civil or criminal cases for two court locations. Figures for 1980 are complete.	Michigan--Total cases and civil --Data reported for 1976 and 1977 include beginning pending as well as those filled during the year for law and small claims.
County Probate Court--Total cases and civil --Figures for 1976, 1977, and 1978 do not include mental health cases.	Rhode Island--District Court-- criminal --Also included in these figures are the traffic cases handled by the court.
County Justice Court--Total cases and civil --Figures for 1976, 1977, 1978, and 1980 do not include traffic cases; 1979 and 1980 do not include mental health cases; 1978 also does not include small claims cases from one court location.	South Carolina--Circuit Court, County Court, and Civil and Criminal Court --Total cases--Data for criminal cases handled in the County Court and the Civil and Criminal Court are instead reported with the Circuit Court.
Oregon--Justice Court--No data were reported for 21 court locations in 1976, 18 in 1977, 14 in 1978, and 11 in 1979.	Additional Information: Illinois--Circuit Court--Total cases--In 1978, the court started to include the number of parking tickets filled in Cook County in its caseload.
Municipal Court--No data were reported for 92 court locations in 1976, 76 in 1977, 48 in 1979, and 74 in 1978. Another 14 reported only partial data in 1978.	Massachusetts--In 1979, the trial courts were all unified into the Trial Court of the Commonwealth. Each former court became a department of the new court.
Puerto Rico--District Court--Total cases and criminal --Data reported for 1979 do not include ordinance violation cases.	New Jersey--The County Court was abolished in 1977.
South Dakota--Circuit Court-- Juvenile --Figure given for 1978 does not include other juvenile cases filled and therefore is not comparable to the other juvenile data given for this court on the table.	New York--Supreme Court and County Court--Total cases and civil --Starting in 1978, the court did not include uncontested matrimonial cases as a part of the data it reported.
Texas--County Court at Law, Constitutional County Court, and Probate Court --Reporting rates from these courts were 96% in 1976, and 97% in 1977 and 1978.	Rhode Island--District Court--Total cases--These figures include only those traffic cases handled in the court. The remainder are handled by the Administrative Adjudication Division of the State Department of Transportation.
Municipal Court--The reporting rate for this court was 80% in 1976, 84% in 1977, 90% in 1978, 89% in 1979, and 73% in 1980.	Texas--District Court and Criminal District Court--1975 juvenile case figures have been corrected from previous editions of this report.
Justice of the Peace Court--The reporting rates for this court were 69% in 1976, 77% in 1977, 77% in 1978, 79% in 1979, and 80% in 1980.	
Utah--Circuit Court--No parking cases were included in one district for 1979 and 1980.	
Vermont--Superior Court and District Court--Total cases and criminal --Figures for 1979 and 1980 for criminal cases for these courts do not include sentence review only cases, jurisdiction recently added to these courts.	
Washington--Municipal and Police Court-- criminal --No data were available for 11 court locations during 1977.	

**Part II**  
**State court**  
**statistical profiles**

## Part II State court statistical profiles

The following section begins with blank prototypes of the three different types of tables that make up the profile of the court system of each state. The first prototype is a diagram depicting the organization of the courts within a state, including number of judges and number of courts, their jurisdictions and routes of appeal. The second and third prototype tables provide the reader with an outline of the case categories into which actual data from appellate and trial courts have been classified.

Following the blank prototypes are the state statistical profiles, which contain the actual court caseload statistics. State profiles are arranged in alphabetical order by state name with the organization chart for the state court system presented first, followed by the statistical profiles for the court(s) of last resort, intermediate appellate court(s) (if any), general jurisdiction court(s), and limited or special jurisdiction court(s) (if any).

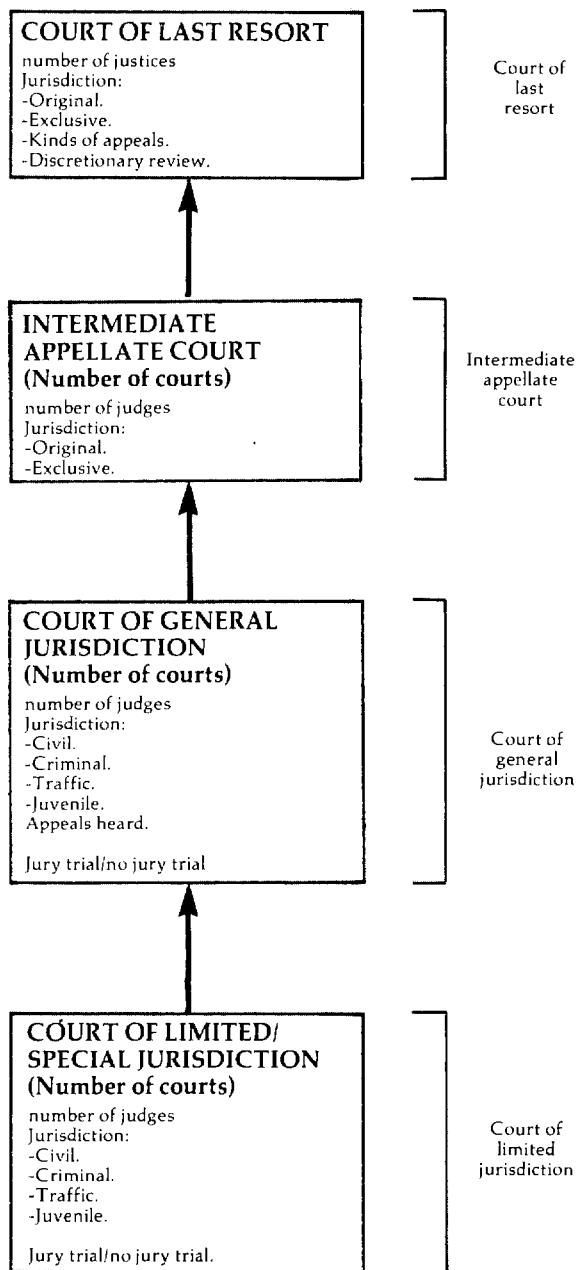
The statistical profile for each court is the basic source document used in compiling the summary tables in Part I. Along with the name of the court, the level of the court, the number of court divisions, the number of judges, and the time span covered by the data, each profile shows the actual caseload data reported by that court.

Data are classified into the general categories chosen by the CSIM Project as being most representative of the kinds of data reported by the states. For example, a divorce action reported by a trial court is displayed as a "marriage dissolution" case under the general heading of "domestic relations" for "civil" caseload. CSIM Project classifications are shown in the prototypes and appear in boldface on the statistical profiles.

Footnotes are used in these statistical profiles to explain any peculiarities regarding the data as reported by each court and to qualify data, as necessary, when transferred from the statistical profiles to the summary tables in Part I. Standard footnote headings, as indicated on the prototypes, have been adopted for use in this report and will continue to be used in the Annual Report series. These standard headings give the subject matter of the footnote. If further explanation is needed, informational statements are provided on the profiles under the standard footnote heading.

In Part II the source of data is indicated at the bottom of each state court profile. A complete listing of sources is included in Appendix B.

# STATE COURT SYSTEM, 1980



↑ Indicates route of appeal.

STATE NAME, COURT NAME  
 Court of last resort or intermediate appellate court  
 Number of court divisions, Number of judges  
 Time period covered

	Beginning pending	Filed	Disposed	End pending
<b>Cases:</b>				
<b>Appeals:</b>				
Civil .....				
Criminal .....				
Postconviction remedy .....				
Appeal of administrative agency case .....				
Juvenile .....				
Total appeals .....	_____	_____	_____	_____
<b>Other cases:</b>				
<b>Original proceedings:</b>				
Original jurisdiction .....				
Disciplinary matter .....				
Advisory opinion .....				
Total .....				
<b>Requests to appeal:</b>				
Civil .....				
Criminal .....				
Postconviction remedy .....				
Appeal of administrative agency case .....				
Juvenile .....				
Total .....				
Sentence review only .....	_____	_____	_____	_____
Total other cases .....	_____	_____	_____	_____
<hr/>				
Total cases .....				
<b>Other proceedings:</b>				
Rehearing requests .....				
Other matters .....				
Total other proceedings .....	_____	_____	_____	_____

Manner of disposition

	<u>Opinion</u>	<u>Memorandum decision</u>	<u>Order</u>	<u>Dismissed/withdrawn/ settled</u>	<u>Transferred</u>	<u>Other</u>
<b>Appeals:</b>						
Civil .....						
Criminal .....						
Postconviction .....						
Agency .....						
Juvenile .....						
Total .....						
<b>Original proceedings:</b>						
Original jurisdiction ..						
Disciplinary matter ....						
Advisory opinion .....						
Total .....						
<b>Requests to appeal:</b>						
Civil .....						
Criminal .....						
Postconviction .....						
Agency .....						
Juvenile .....						
Total .....						
Sentence review only .....						
Total cases .....						

Disposition of cases

	<u>Civil</u>	<u>Criminal</u>	<u>Appeals Post convic- tion</u>	<u>Agency</u>	<u>Juve- nile</u>	<u>Sentence review only</u>
<b>Opinion:</b>						
Affirmed .....						
Modified .....						
Reversed .....						
Reversed and remanded .....						
Remanded .....						
<b>Memorandum decision:</b>						
Affirmed .....						
Modified .....						
Reversed .....						
Reversed and remanded .....						
Remanded .....						
<b>Order:</b>						
Affirmed .....						
Modified .....						
Reversed .....						
Reversed and remanded .....						
Remanded .....						

(continued on next page)

Time interval data<sup>a</sup> (months/days)

	<u>Notice of appeal to ready for hearing</u>			<u>Ready for hearing to under advisement (submitted or oral argument completed)</u>			<u>Under advisement (submitted or oral argument completed) to decision</u>			<u>Notice of appeal to decision</u>		
	<u>Number of cases</u>	<u>Mean</u>	<u>Median</u>	<u>Number of cases</u>	<u>Mean</u>	<u>Median</u>	<u>Number of cases</u>	<u>Mean</u>	<u>Median</u>	<u>Number of cases</u>	<u>Mean</u>	<u>Median</u>
<b>Appeals:</b>												
Civil .....												
Criminal .....												
Postconviction .....												
Agency .....												
Juvenile .....												
Total .....												
<b>Original proceedings:</b>												
Original jurisdiction ...												
Disciplinary matter ....												
Advisory opinion .....												
Total .....												
Sentence review only .....												

Disposition of other cases

	<u>Opinion</u>		<u>Memorandum decision</u>		<u>Order</u>	
	<u>Granted</u>	<u>Denied</u>	<u>Granted</u>	<u>Denied</u>	<u>Granted</u>	<u>Denied</u>
<b>Original proceedings:</b>						
Original jurisdiction .....						
Disciplinary matter .....						
Advisory opinion .....						
Total .....						
<b>Requests to appeal:</b>						
Civil .....						
Criminal .....						
Postconviction .....						
Agency .....						
Juvenile .....						
Total .....						
Total other cases .....						

Age of pending caseload (days)

	<u>Not ready for hearing</u>									<u>Under advisement</u>					<u>Average age of pending caseload</u>	
	<u>Awaiting court reporter's transcript</u>			<u>Awaiting appellant's brief</u>			<u>Awaiting respondent's brief</u>			<u>Ready for hearing</u>			<u>(submitted or oral argument completed)</u>			
	<u>Over 0-60 days</u>	<u>Over 61-120 days</u>	<u>Over 120 days</u>	<u>Over 0-60 days</u>	<u>Over 61-120 days</u>	<u>Over 120 days</u>	<u>Over 0-60 days</u>	<u>Over 61-120 days</u>	<u>Over 120 days</u>	<u>Over 0-90 days</u>	<u>Over 91-180 days</u>	<u>Over 180 days</u>	<u>Over 0-90 days</u>	<u>Over 91-180 days</u>		<u>Over 180 days</u>
<b>Appeals:</b>																
Civil .....																
Criminal .....																
Postconviction .....																
Agency .....																
Juvenile .....																
Total .....																
<b>Original proceedings:</b>																
Original jurisdiction .																
Disciplinary matter ...																
Advisory opinion .....																
Total .....																
<b>Requests to appeal:</b>																
Civil .....																
Criminal .....																
Postconviction .....																
Agency .....																
Juvenile .....																
Total .....																
<b>Sentence review only ....</b>																
<b>Total cases .....</b>																

**B**oldface headings indicate the classifications used by the CSIM project.  
**B**lank space = Not enough information is known. The case category may or may not be handled by the court.  
**N/A** = This case type is handled by the court, but the data are unavailable.  
**X** = The data for this case type are known to be included in the total but were not available by category.  
**--** = Not applicable.

- <sup>a</sup>Court jurisdiction.
- <sup>b</sup>Particular court or reporting system information.
- <sup>c</sup>Judge information.
- <sup>e</sup>Cases not included in the total to avoid double counting.
- <sup>f</sup>Beginning pending figure for the 1979 court year does not equal the end pending figure for the 1978 court year.
- <sup>g</sup>Change in pending does not equal the difference between filings and dispositions.
- <sup>h</sup>Figure was computed.
- <sup>i</sup>Data are not complete.
- <sup>j</sup>Explanation of data included in the category.
- <sup>k</sup>Additional information.
- <sup>l</sup>Special source or revision in data.
- <sup>m</sup>Information on disposition type or trial data.
- <sup>n</sup>Information on time interval or age of pending caseload data.

Source:



STATE NAME, COURT NAME  
 Court of general jurisdiction or court of limited jurisdiction  
 Number of circuits or districts, Number of judges  
 Time period covered

	Beginning pending	Filed	Disposed	End pending
<b>Civil:</b>				
Law .....				
<b>Tort:</b>				
Auto tort .....				
Professional tort .....				
Product liability tort .....				
Other tort .....				
Total .....				
Contract .....				
Small claims .....				
Real property rights .....				
Equity .....				
<b>Domestic relations:</b>				
Marriage dissolution .....				
Support/custody .....				
Adoption .....				
Other domestic relations .....				
Total .....				
<b>Estate:</b>				
Probate/wills/intestate .....				
Guardianship/conservatorship/trusteeship .....				
Other estate .....				
Total .....				
Mental health .....				
<b>Appeal:</b>				
Appeal of administrative agency case .....				
Appeal of trial court case .....				
Total .....				
Extraordinary writ .....				
Postconviction remedy .....				
Other civil .....				
Total civil .....	_____	_____	_____	_____
<b>Criminal:</b>				
Felony .....				
Misdemeanor .....				
Felony/misdemeanor .....				
Preliminary hearing .....				
Ordinance violation .....				
Appeal .....				
Extraordinary writ .....				
Postconviction remedy .....				
Sentence review only .....				
Other criminal .....				
Total criminal .....	_____	_____	_____	_____
<b>Traffic:</b>				
DWI/DUI .....				
Other traffic violation .....				
Parking violation .....				
Total traffic .....	_____	_____	_____	_____
<b>Juvenile:</b>				
Criminal-type offense .....				
Status offense .....				
Non-offense .....				
Other juvenile .....				
Total juvenile .....	_____	_____	_____	_____
Grand total .....	_____	_____	_____	_____

(continued on next page)

	Trial <sup>d</sup>	
	Jury	Non-jury
	Total	
<b>Civil<sup>d</sup>:</b>		
Law .....		
Tort:		
Auto tort .....		
Professional tort .....		
Product liability tort .....		
Other tort .....		
Total .....		
Contract .....		
Small claims .....		
Real property rights .....		
Equity .....		
Domestic relations:		
Marriage dissolution .....		
Support/custody .....		
Adoption .....		
Other domestic relations .....		
Total .....		
Estate:		
Probate/wills/intestate .....		
Guardianship/conservatorship/ ..		
trusteeship .....		
Other estate .....		
Total .....		
Mental health .....		
Appeal:		
Appeal of administrative		
agency case .....		
Appeal of trial court case .....		
Total .....		
Extraordinary writ .....		
Postconviction remedy .....		
Other civil .....		
Total civil .....		
<b>Criminal<sup>d</sup>:</b>		
Felony .....		
Misdemeanor .....		
Felony/misdemeanor .....		
Preliminary hearing .....		
Ordinance violation .....		
Appeal .....		
Extraordinary writ .....		
Postconviction remedy .....		
Sentence review only .....		
Other criminal .....		
Total criminal .....		
<b>Traffic:</b>		
DWI/DUI .....		
Other traffic violation .....		
Parking violation .....		
Total traffic .....		
<b>Juvenile:</b>		
Criminal-type offense .....		
Status offense .....		
Non-offense .....		
Other juvenile .....		
Total juvenile .....		
Grand total .....		

Age at disposition:	Time interval data <sup>n</sup> (days)		Mean	Median
	Number of Cases			
<b>Civil<sup>d</sup>:</b>				
Law .....				
Tort:				
Auto tort .....				
Professional tort .....				
Product liability tort .....				
Other tort .....				
Total .....				
Contract .....				
Small claims .....				
Real property rights .....				
Equity .....				
Domestic relations:				
Marriage dissolution .....				
Support/custody .....				
Adoption .....				
Other domestic relations .....				
Total .....				
Estate:				
Probate/wills/intestate .....				
Guardianship/conservatorship/ ..				
trusteeship .....				
Other estate .....				
Total .....				
Mental health .....				
Appeal:				
Appeal of administrative				
agency case .....				
Appeal of trial court case .....				
Total .....				
Extraordinary writ .....				
Postconviction remedy .....				
Other civil .....				
Total civil .....				
<b>Criminal<sup>d</sup>:</b>				
Felony .....				
Misdemeanor .....				
Felony/misdemeanor .....				
Preliminary hearing .....				
Ordinance violation .....				
Appeal .....				
Extraordinary writ .....				
Postconviction remedy .....				
Sentence review only .....				
Other criminal .....				
Total criminal .....				
<b>Traffic:</b>				
DWI/DUI .....				
Other traffic violation .....				
Parking violation .....				
Total traffic .....				
<b>Juvenile:</b>				
Criminal-type offense .....				
Status offense .....				
Non-offense .....				
Other juvenile .....				
Total juvenile .....				
Grand total .....				

Civil dispositions

	<u>Uncontested/Default</u>	<u>Dismissed/ withdrawn/ settled</u>	<u>Transferred</u>	<u>Arbitration</u>
<b>Civil:</b>				
Law .....				
Tort:				
Auto tort .....				
Professional tort .....				
Product liability tort .....				
Other tort .....				
Total .....				
Contract .....				
Small claims .....				
Real property rights .....				
Equity .....				
Domestic relations:				
Marriage dissolution .....				
Support/custody .....				
Adoption .....				
Other domestic relations .....				
Total .....				
Estate:				
Probate/wills/intestate .....				
Guardianship/conservatorship/ trusteeship .....				
Other estate .....				
Total .....				
Mental health .....				
Appeal:				
Appeal of administrative agency case .....				
Appeal of trial court case .....				
Total .....				
Extraordinary writ .....				
Postconviction remedy .....				
Other civil .....				
Total .....				

Criminal dispositions

	<u>Felony</u>	<u>Misdemeanor</u>	<u>Preliminary hearing</u>	<u>Ordinance violation</u>	<u>Appeal</u>	<u>Extraordinary writ</u>	<u>Postconviction</u>	<u>Sentence review</u>	<u>Other criminal</u>	<u>Total</u>
<b>Jury trial:</b>										
Conviction .....										
Guilty plea .....										
Acquittal .....										
Dismissed .....										
<b>Non-jury trial:</b>										
Conviction .....										
Guilty plea .....										
Acquittal .....										
Dismissed .....										
Dismissed/nolle prosequi .										
Bail forfeiture .....										
Bound over .....										
Transferred .....										

Traffic dispositions

	<u>DWI/DUI</u>	<u>Other traffic violation</u>	<u>Parking</u>	<u>Total</u>
<b>Jury trial:</b>				
Conviction .....				
Acquittal .....				
<b>Non-jury trial:</b>				
Conviction .....				
Acquittal .....				
Guilty plea .....				
Dismissed/nolle prosequi .				
Bail forfeiture .....				
Parking fines .....				
Transferred .....				
Other .....				

(continued on next page)

Age of pending caseload (days)

	<u>0-30</u> <u>days</u>	<u>31-60</u> <u>days</u>	<u>61-90</u> <u>days</u>	<u>91-180</u> <u>days</u>	<u>181-360</u> <u>days</u>	<u>361-720</u> <u>days</u>	<u>Over 720</u> <u>days</u>	<u>Average age</u> <u>of pending cases</u>
<b>Civil<sup>d</sup>:</b>								
Law .....								
Tort:								
Auto tort .....								
Professional tort .....								
Product liability tort .....								
Other tort .....								
Total .....								
Contract .....								
Small claims .....								
Real property rights .....								
Equity .....								
Domestic relations:								
Marriage dissolution .....								
Support/custody .....								
Adoption .....								
Other domestic relations .....								
Total .....								
Estate:								
Probate/wills/intestate .....								
Guardianship/conservatorship/ trusteeship .....								
Other estate .....								
Total .....								
Mental health .....								
Appeal:								
Appeal of administrative agency case .....								
Appeal of trial court case .....								
Total .....								
Extraordinary writ .....								
Postconviction remedy .....								
Other civil .....								
Total civil .....								
<b>Criminal<sup>d</sup>:</b>								
Felony .....								
Misdemeanor .....								
Felony/misdemeanor .....								
Preliminary hearing .....								
Ordinance violation .....								
Appeal .....								
Extraordinary writ .....								
Postconviction remedy .....								
Sentence review only .....								
Other criminal .....								
Total criminal .....								
<b>Traffic:</b>								
DWI/DUI .....								
Other traffic violation .....								
Parking violation .....								
Total traffic .....								
<b>Juvenile:</b>								
Criminal-type offense .....								
Status offense .....								
Non-offense .....								
Other juvenile .....								
Total juvenile .....								
Grand total .....								

Boldface headings indicate the classifications used by the CSIM project.

N/A = This case type is handled by the court, but the data are unavailable.

X = The data for this case type are known to be included in the total but were not available by category.

-- = Not applicable.

<sup>a</sup>Court jurisdiction.

<sup>b</sup>Particular court or reporting system information.

<sup>c</sup>Judge information.

<sup>d</sup>Case definition or unit of count:

  Civil definition.

  Criminal case unit of count.

  Jury trial definition.

  Non-jury trial definition.

<sup>f</sup>Beginning pending figure for the 1979 court year does not equal the end pending figure for the 1978 court year.

<sup>g</sup>Change in pending does not equal the difference between filings and dispositions.

<sup>h</sup>Figure was computed.

<sup>i</sup>Data are not complete.

<sup>j</sup>Explanation of data included in the category.

<sup>k</sup>Additional information.

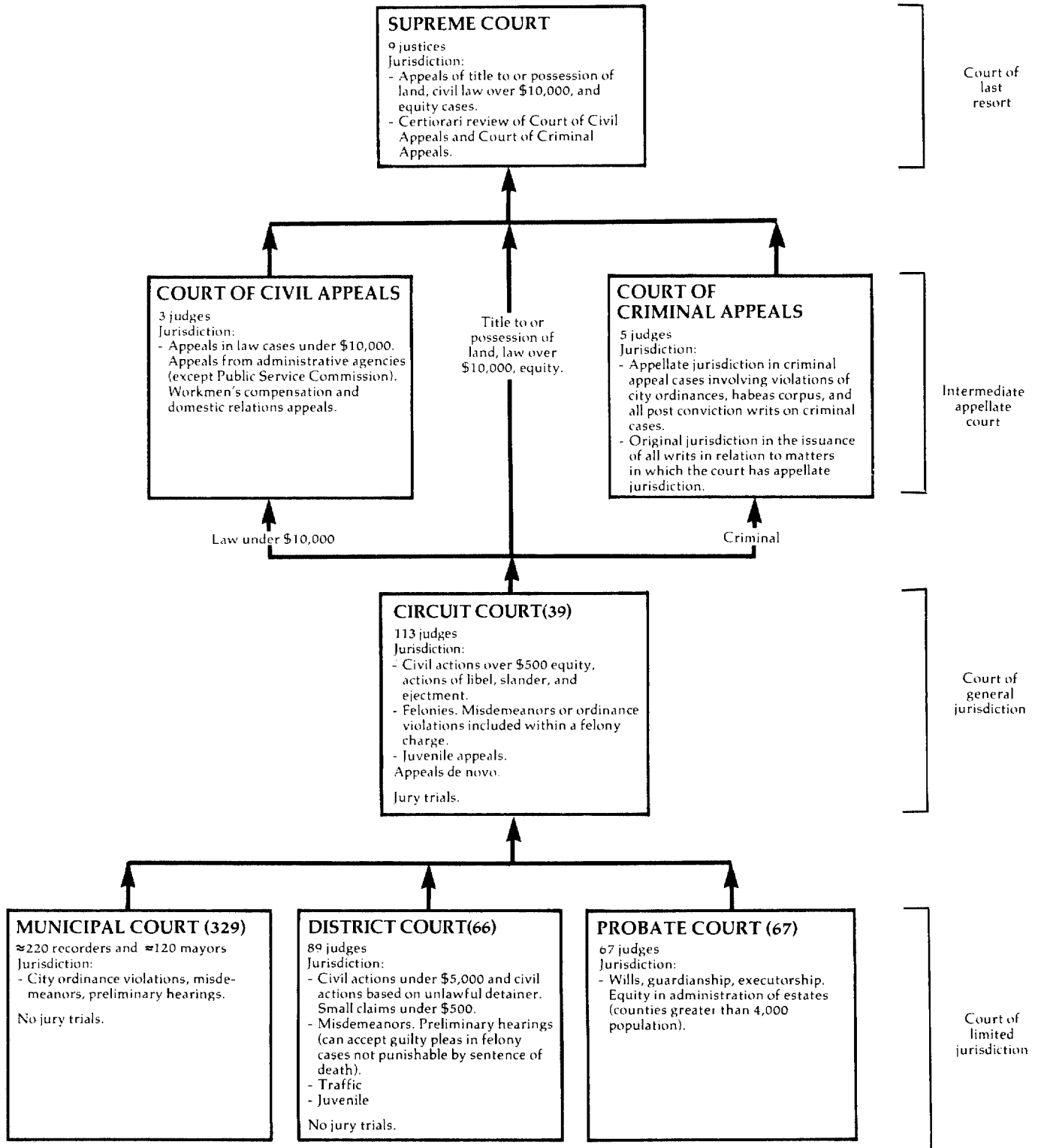
<sup>l</sup>Special source or revision in the data.

<sup>m</sup>Information on disposition type or trial data.

<sup>n</sup>Information on time interval or age of pending caseload data.

Source:

# ALABAMA COURT SYSTEM, 1980



↑ Indicates route of appeal.

ALABAMA SUPREME COURT<sup>k</sup>  
 Court of last resort  
 9 Justices  
 October 5, 1979 to September 30, 1980

	Beginning pending	Filed	Disposed	End pending
<b>Cases:</b>				
<b>Appeals:</b>				
Appeals .....	0	436	X	0
Petitions for writs of certiorari granted .....	0	X (59) <sup>e</sup>	X	0
Total appeals .....	0 <sup>k</sup>	436 (59) <sup>e</sup>	436 <sup>j</sup>	0
<b>Other cases:</b>				
<b>Original proceedings:</b>				
<b>Original jurisdiction:</b>				
Miscellaneous matters <sup>j</sup> .....	0	94 <sup>j</sup>	94 <sup>j</sup>	0
Advisory opinions .....	0	10	10	0
Total .....	0	104 <sup>j</sup>	104 <sup>j</sup>	0
<b>Requests to appeal:</b>				
Petitions for writ of certiorari .....	0	306	247 (59) <sup>e</sup>	0
Total other cases .....	0	410 <sup>j</sup>	351 <sup>j</sup> (59) <sup>e</sup>	0
<b>Total cases .....</b>	<b>0<sup>k</sup></b>	<b>846 (59)<sup>e</sup></b>	<b>787 (59)<sup>e</sup></b>	<b>0<sup>k</sup></b>

Manner of disposition

Written opinion ..... 436

Boldface headings indicate the classifications used by the CSIM project.

N/A = This case type is handled by the court but the data are unavailable.

X = The data for this case type are known to be included in the total but were not available by category.

<sup>e</sup>Cases not included in the total to avoid double counting:

Petitions for writ of certiorari granted are not counted as disposed until the resulting **appeal** is disposed; a filing is not counted for the resulting **appeal**. These numbers of granted petitions for writ of certiorari are the figures appearing in the parentheses.

<sup>j</sup>Explanation of data included in the category:

The figure given for the number of **appeals** disposed represents the number of opinions written during the year.

Miscellaneous matters include prisoner petitions and requests to take the Bar Exam.

<sup>k</sup>Additional information:

Data are given on this profile only for cases already under submission. All cases submitted to the court are decided within the term year.

Source: The Administrative Director of the Courts, Alabama Judicial System Annual Report, 1980 (Montgomery, Alabama). Statistics are from the annual report and unpublished data except that totals have been computed where necessary.

ALABAMA COURT OF CIVIL APPEALS<sup>a</sup>  
Intermediate appellate court  
3 judges  
October 1979 to September 1980

	Beginning pending	Filed	Disposed	End pending
<b>Cases:</b>				
<b>Appeals:</b>				
<b>Civil:</b>				
Cases .....	204	464	429	239
Total appeals .....	204	464	429	239
<b>Other cases:</b>				
Original proceedings .....				
Requests to appeal .....				
Total other cases .....				
<hr/>				
Total cases .....	204	464	429	239
<b>Other proceedings:</b>				
Rehearing requests .....	--	115 <sup>†</sup>	115 <sup>†</sup>	--
Total other proceedings .....	--	115 <sup>†</sup>	115 <sup>†</sup>	--

<u>Manner of disposition<sup>†</sup></u>		<u>Disposition of appeals<sup>†</sup></u>	
Written opinion .....	289	Opinion:	
Dismissed .....	140	Affirmed .....	193
		Reversed .....	66
		Affirmed in part/reversed in part .....	23
		Dismissed or extraordinary relief granted or denied .....	7

Time interval (average weeks)<sup>†</sup>

From filing notice of appeal to completing the record ..	8.74
From completing the record to appellant's brief .....	4.62
From appellant's brief to appellee's brief .....	3.67
From appellee's brief to oral arguments .....	9.18
From oral argument to written opinion released .....	2.46
From notice of appeal to written opinion .....	25.89

Boldface headings indicate the classifications used by the CSIM project.  
Blank space = Not enough information is known. The case category may or may not be handled by the court.

<sup>a</sup>Court jurisdiction:

Court has jurisdiction in **civil appeal** and **appeal of administrative agency** cases only. Figures for these two categories could not be separated for inclusion in this chart.

<sup>†</sup>Special source or revision in data:

These data were supplied by the clerk of the court during data verification.

Source: The Administrative Director of Courts, Annual Report, 1980 (Montgomery, Alabama). Statistics are from the annual report and unpublished data except that totals have been computed where necessary, and additional data were supplied by the clerk of the court during data verification.

ALABAMA COURT OF CRIMINAL APPEALS<sup>a</sup>  
Intermediate appellate court  
5<sup>c</sup> judges  
October 1979 to September 1980

	Beginning pending	Filed	Disposed	End pending
<b>Cases:</b>				
<b>Appeals:</b>				
<b>Criminal:</b>				
Cases .....	502 <sup>jk</sup>	838 <sup>j</sup>	597 <sup>j</sup>	537 <sup>jk</sup>
Total appeals <sup>j</sup> .....	502 <sup>jk</sup>	838 <sup>j</sup>	597 <sup>j</sup>	537 <sup>jk</sup>
<b>Other cases:</b>				
Original proceedings .....	(j)	(j)	206	(j)
Requests to appeal:				
Notice of appeal .....	(j)	(j)	(j)	(j)
Total other cases .....	(j)	(j)	206 <sup>f</sup>	(j)
<b>Total cases<sup>i</sup> .....</b>	<b>502<sup>ik</sup></b>	<b>838<sup>i</sup></b>	<b>803<sup>i</sup></b>	<b>537<sup>ik</sup></b>

<u>Manner of disposition<sup>l</sup></u>	<u>Disposition of cases<sup>l</sup></u>
Opinion .....	Affirmed .....
349	492
Without opinion .....	Reversed and remanded .....
248	55
Decided en banc .....	Remanded with directions....
206	8
	Reversed and rendered .....
	8
	Dismissed .....
	3
	Petition denied .....
	31
	Cases decided en banc
	(original proceedings) ... 206

**Boldface headings indicate the classifications used by the CSIM project.**  
Blank space = Not enough information is known. The case category may or may not be handled by the court.

<sup>a</sup>Court jurisdiction:

Court has jurisdiction in **criminal appeal** cases only.

<sup>c</sup>Judge information:

There are in addition three supernumerary judges assigned to this court.

<sup>i</sup>Data are not complete:

Total cases do not include petitions disposed of in the clerk's office at the direction of the court.

Total other cases disposed do not include notice of appeal cases.

<sup>j</sup>Explanation of data included in the category:

Total appeals pending and filed include original proceedings and notice of appeal cases as well as **appeals**. Total appeals disposed include notice of appeals cases.

<sup>k</sup>Additional information:

Pending includes cases pending on certiorari in the Supreme Court of Alabama and the Supreme Court of the United States, cases on motions for new trial in trial courts, and those in which **appeals** have not been perfected (all necessary documents filed).

<sup>l</sup>Special source or revision in data:

Manner of disposition and disposition of cases data were provided by the clerk of court during data verification.

Source: The Administrative Director of Courts, Annual Report, 1980 (Montgomery, Alabama). Statistics are from the annual report except that totals have been computed where necessary, and additional data were supplied by the clerk of the court during data verification.



ALABAMA CIRCUIT COURT  
 Court of general jurisdiction  
 39 circuits, 113 judges  
 October 1, 1979 to September 30, 1980

	Beginning pending	Filed	Disposed	End pending
<b>Civil</b> <sup>d</sup> :				
Domestic relations .....	14,550	47,176	47,223	14,503
Other civil <sup>j</sup> .....	<u>26,329</u>	<u>29,287</u>	<u>27,236</u>	<u>28,380</u>
Total civil .....	40,879	76,463	74,459	42,883
<b>Criminal</b> <sup>d</sup> :				
Total criminal <sup>j</sup> .....	11,533	26,896	24,552	13,877
<b>Juvenile</b> :				
Total juvenile .....	6,672	19,782	20,526	5,928
<b>Grand total</b> .....	59,084	123,141	119,537	62,688

Boldface headings indicate the classifications used by the CSIM project.

<sup>d</sup>Case definition or unit of count:

  A civil case is counted with the filing of a petition or complaint.

  The criminal case unit of count is the number of defendants on the indictment.

<sup>j</sup>Explanation of data included in the category:

  Other civil figures include law, auto tort, and civil appeals cases.

  Criminal cases include felonies and criminal appeals.

Source: The Administrative Director of Courts, Annual Report, 1980 (Montgomery, Alabama). Statistics are from the annual report except that totals have been computed where necessary.

**ALABAMA DISTRICT COURT**  
**Court of limited jurisdiction**  
**66 courts, 89 judges**  
**October 1, 1979 to September 30, 1980**

	Beginning pending	Filed	Disposed	End pending
<b>Civil<sup>d</sup>:</b>				
<b>Small claims</b> .....	33,297	91,861	94,270	30,888
<b>Other civil:</b>				
Civil .....	<u>22,679</u>	<u>53,723</u>	<u>54,545</u>	<u>21,857</u>
Total civil .....	55,976	145,584	148,815	52,745
<b>Criminal<sup>d</sup>:</b>				
<b>Other criminal:</b>				
Criminal .....	23,605	104,600	98,049	30,156
Municipal criminal .....	1,017	3,476	3,224	1,269
Total .....	<u>24,622</u>	<u>108,076</u>	<u>101,273</u>	<u>31,425</u>
Total criminal .....	24,622	108,076	101,273	31,425
<b>Traffic:</b>				
<b>Other traffic violation:</b>				
Traffic .....	42,848	241,136	224,720	59,264
Municipal traffic .....	2,330	9,217	8,439	3,108
Total .....	<u>45,178</u>	<u>250,353</u>	<u>233,159</u>	<u>62,372</u>
Total traffic .....	45,178	250,353	233,159	62,372
<b>Juvenile:</b>				
Total juvenile .....	6,875	24,290	21,933	9,232
<b>Grand total</b> .....	<u>132,651</u>	<u>528,303</u>	<u>505,180</u>	<u>155,774</u>

Boldface headings indicate the classifications used by the CSIM project.

X = The data for this case type are known to be included in the total, but were not available by category.

<sup>d</sup>Case definition or unit of count:

A civil case is counted with the filing of a petition or complaint.

The criminal case unit of count is the number of defendants on the indictment or complaint.

Source: The Administrative Director of Courts, Annual Report, 1980 (Montgomery, Alabama). Statistics are from the annual report except that totals have been computed where necessary.

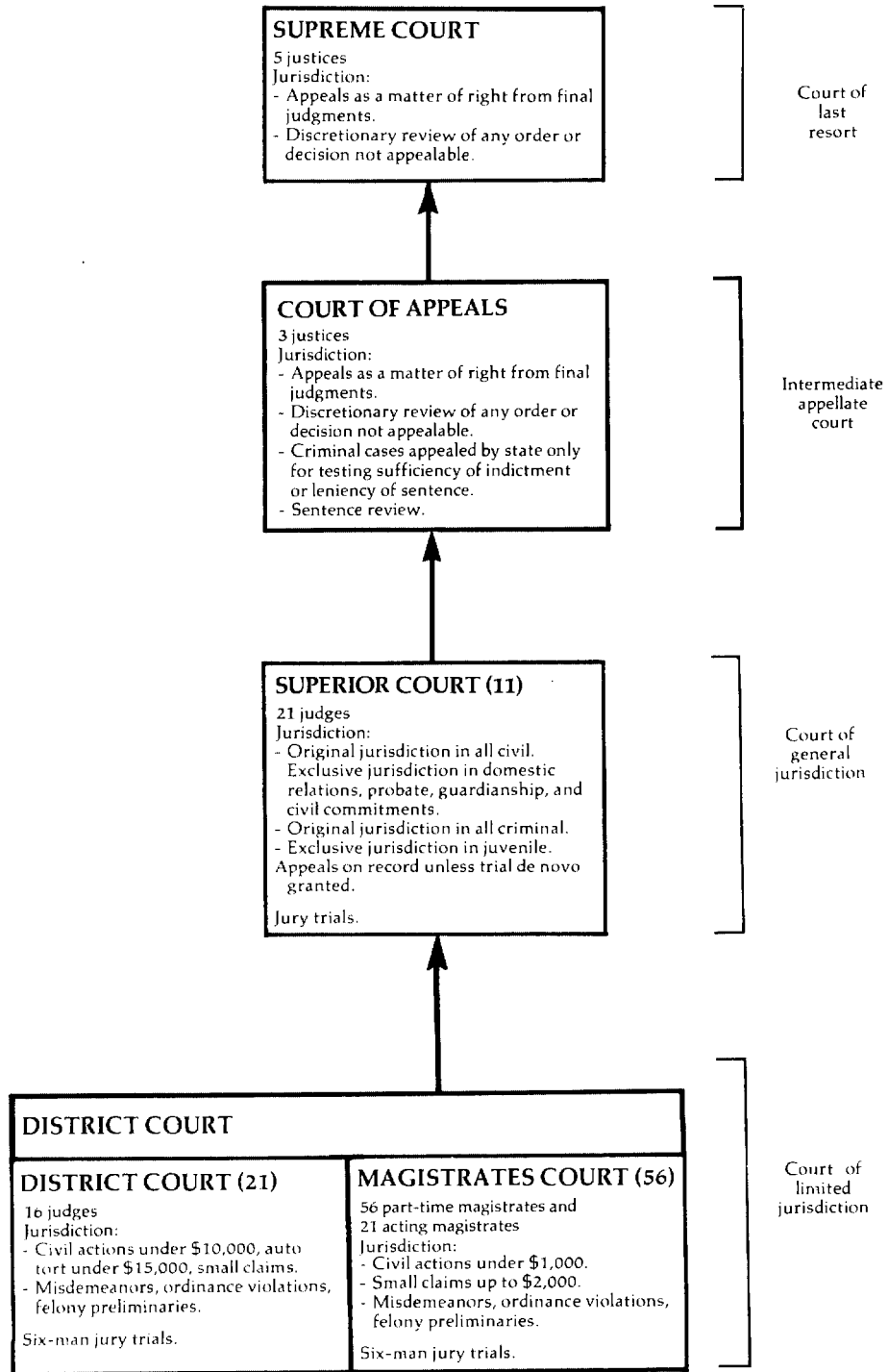
**ALABAMA PROBATE COURT**  
**Court of limited jurisdiction**  
**67 courts, 67 judges**  
**October 1, 1979 to September 30, 1980**

There were no data available for cases handled in the Probate Court in 1980.

**ALABAMA MUNICIPAL COURT**  
**Court of limited jurisdiction**  
**329 courts; 220 recorders, 120 mayors**  
**October 1, 1979 to September 30, 1980**

There were no data available for cases handled in the Municipal Court in 1980.

# ALASKA COURT SYSTEM, 1980



↑ Indicates route of appeal.

ALASKA SUPREME COURT  
Court of last resort  
5 justices  
January 1, 1980 to December 31, 1980

	Beginning pending	Filed <sup>j</sup>	Disposed <sup>j</sup>	End pending
<b>Cases:</b>				
<b>Appeals:</b>				
Civil <sup>j</sup> .....	346	254	249	351
Criminal <sup>j</sup> .....	200	103	262	41
Total appeals .....	546	357	511	392
<b>Other cases:</b>				
<b>Original proceedings:</b>				
Original applications .....	7	23	21	9
<b>Requests to appeal:</b>				
Petitions for review .....	54	139	150	43
<b>Sentence review only:</b>				
Sentence appeal .....	39	53	80	12
Total other cases .....	100	215	251	64
<b>Total cases</b> .....	<b>646</b>	<b>572</b>	<b>762</b>	<b>456</b>

**Manner of disposition<sup>m</sup>**

	Appeals		Original jurisdiction	Requests to appeal	Sentence review only	Total cases
	Civil	Criminal				
Opinion and mandate .....	128	93	7	19	28	275
Memorandum opinion .....	20	5	2	2	0	29
Summary order .....	2	0	4	9	1	16
Dismissed by court or parties .....	97	28	2	31	15	173
Transferred to Court of Appeals ..	2	136	0	2	36	176
Review denied .....	--	--	6	87	--	93
Total .....	249	262	21	150	80	762

**Disposition of cases**

	Appeals		Original jurisdiction	Requests to appeal	Sentence review only	Total
	Civil	Criminal				
<b>By opinion and mandate:</b>						
Affirmed .....	56	64	4	3	14	141
Affirmed in part/reversed in part .....	21	6	0	1	3	31
Reversed .....	18	5	1	10	0	34
Reversed and remanded .....	32	17	0	5	7	61
Remanded .....	1	1	0	0	4	6
Sentence too lenient .....	--	--	--	--	0	0
Bar disciplinary action .....	--	--	2	--	--	2
<b>By memorandum opinion and judgment:</b>						
Affirmed .....	16	5	2	0	0	23
Reversed .....	4	0	0	2	0	6
<b>By summary order:</b>						
Affirmed .....	0	0	0	0	0	0
Reversed or reversed and remanded .....	0	0	0	8	1	9
Other .....	2	0	4	1	0	7
Total dispositions on the merits .....	150	98	13	30	29	320
Review denied .....	--	--	6	87	--	93

**Status of pending caseload (12/31/80)**

	Cases awaiting			Decision	Mandate	Stayed
	Records	Briefs	Hearing			
<b>Appeals:</b>						
Civil .....	47	79	25	166	22	12
Criminal .....	1	1	0	37	2	0
Original proceedings .....	0	3	0	5	0	1
Requests to appeal .....	0	7	1	33	1	1
Sentence review only .....	0	0	0	11	1	0
Total .....	48	90	26	252	26	14

**Time interval data (average days)<sup>n</sup>**

	Civil appeal	Criminal appeal	Sentence review only <sup>l</sup>
Notice of appeal to mandate .....	527	696	502
Notice of appeal to opinion publication .....	601 <sup>h</sup>	677	489
Notice of appeal to certification of record .....	112	137	73
Certification of record to completion of briefing .....	147	178	90
Completion of briefing to hearing or submission .....	80	70	56
Hearing or submission to opinion publication .....	261	292	270
Hearing or submission to circulating draft opinion .....	132	161	132
Circulating draft opinion to publication date .....	129	131	138
Publication date to mandate .....	26	19	13

(continued on next page)

Boldface headings indicate the classifications used by the CSIM project.  
N/A = This case type is handled by the court, but the data are unavailable.  
-- = Not applicable.

<sup>h</sup>Figure was computed:

"Publication date to mandate" mean figure equals "notice of appeal to mandate" minus "notice of appeal to opinion publication."

"Hearing or submission to opinion publication" mean figure for time interval data equals the "hearing or submission to circulating draft opinion" plus "circulating draft opinion to opinion publication."

"Notice of appeal to opinion publication" is the sum of four major subcategories.

<sup>j</sup>Explanation of data included in the category:

Filed figures include cases filed or reinstated.

Disposed figures include cases closed and transferred to the Court of Appeals. There were 176 cases transferred to the Court of Appeals including 2 **civil** and 136 **criminal appeals**, 2 petitions for review and 36 sentence appeals.

The number of **civil** and **criminal appeals** filed includes cross appeals filed.

**Juvenile appeals** relating to dependency are included with the **civil appeals**.

**Juvenile appeals** relating to criminal-type offenses are included with the **criminal appeals** category.

<sup>l</sup>Special source or revision in the data:

The breakdown for manner of disposition data, the correct number of request to appeal and original jurisdiction cases on which review was denied, and time interval data for **sentence review only** cases were supplied by the clerk of the court during data verification.

<sup>m</sup>Information on disposition type on trial data:

The manner of disposition data is a case count. The 304 opinions and mandates include some opinions filed in 1979 on which mandates were not issued until 1980. There were 237 actual opinions published in 1980.

<sup>n</sup>Information on time interval or age of pending caseload data:

The analysis of time periods for disposition of appeals was done for all cases closed by opinion, memorandum opinion and judgment, and mandate. This amounted to 144 **civil appeals**, 106 **criminal appeals**, and 23 **sentence review only** cases, which together comprised all cases closed by opinion and mandate during 1980.

Source: Administrative Director of the Courts, Alaska Court System, 1980 Annual Report (Anchorage, Alaska: 1981); and the Annual Statistical Report of the clerk of the appellate courts entitled "1980 Annual Statistical Report." Statistics are from the annual report and clerk's memo except that totals have been computed where necessary.

---

ALASKA COURT OF APPEALS<sup>b</sup>  
Intermediate Appellate Court  
3 justices  
September 18, 1980 to December 31, 1980

	Beginning pending <sup>b</sup>	Filed	Disposed	End pending
<b>Cases:</b>				
<b>Appeals:</b>				
Criminal .....	138	40	5	173
Total appeals .....	138	40	5	173
<b>Other cases:</b>				
<b>Original proceedings:</b>				
<b>Original jurisdiction:</b>				
Original applications .....	0	0	0	0
<b>Requests to appeal:</b>				
Petitions for review .....	2	16	7	11
<b>Sentence review only:</b>				
Sentence appeal .....	36	13	6	43
Total other cases .....	38	29	13	54
<b>Total cases .....</b>	<b>176<sup>j</sup></b>	<b>69</b>	<b>18</b>	<b>227</b>

Manner of disposition

	Appeals	Original proceedings	Requests to appeal	Sentence review only	Total cases
Opinion .....	0	0	0	2	2
Summary disposition by order <sup>l</sup> .....	2	0	7	1	10
Dismissed by court or parties <sup>l</sup> .....	3	0	0	3	6
Total .....	5	0	7	6	18

Disposition of cases

	Appeals	Original jurisdiction	Requests to appeal	Sentence review only	Total
<b>By opinion and mandate:</b>					
Affirmed .....	0	0	0	2	2
<b>By memorandum opinion and judgment or summary order ..</b>					
Affirmed .....	0	0	0	0	0
Affirmed .....	2	0	0	0	2
Reversed .....	0	0	0	0	0
Other .....	0	0	0	1	1
Total dispositions on the merits .....	2	0	0	3	5
Review denied .....		0	7	--	7

Status of pending caseload (12/31/80)

	Cases awaiting					
	Records	Briefs	Hearing	Decision	Mandate	Stayed
Appeals .....	35	57	15	54	0	12
Original proceedings .....	0	0	0	0	0	0
Requests to appeal .....	0	6	1	4	0	0
Sentence review only .....	9	12	0	18	0	4
Total .....	44	75	16	76	0	16

Boldface headings indicate the classifications used by the CSIM project.  
-- = Not applicable.

<sup>b</sup>Particular court or reporting system information:

This court was created during the court year. The number of cases given as pending at the beginning of the year are those cases transferred to it from the Supreme Court. Filings and dispositions are given for the period from the creation of the court to the end of the court year.

This court has jurisdiction over **criminal** but not **civil** appeals.

<sup>j</sup>Explanation of data included in the category:

Filed figures include cases filed or reinstated as well as the number of cross appeals filed.

Source: Administrative Director of the Courts, Alaska Court System, 1980 Annual Report (Anchorage, Alaska: 1981); and the Annual Statistical Report of the clerk of the appellate courts entitled "1980 Annual Statistical Report." Statistics are from the annual report and clerk's memo except that totals have been computed where necessary.

ALASKA SUPERIOR COURT  
 Court of general jurisdiction  
 4 districts, 11 courts, 21 judges  
 January 1, 1980 to December 31, 1980

	Beginning pending	Filed	Disposed	End Pending
<b>Civil<sup>d</sup>:</b>				
<b>Tort:</b>				
Civil damage .....	X	774	X	X
<b>Contract:</b>				
Debts, contracts, and notes .....	X	1,329	X	X
<b>Real property rights:</b>				
Housing, real estate .....	X	227	X	X
<b>Domestic relations:</b>				
<b>Marriage dissolution:</b>				
Divorce .....	X	1,917	X	X
Dissolution of marriage .....	X	2,266	X	X
Total .....	X	4,183	X	X
<b>Support/custody:</b>				
Reciprocal support .....	X	991	X	X
Other .....	X	476	X	X
Total .....	X	1,467	X	X
<b>Adoption</b> .....	X	371	X	X
Total .....	X	6,021	X	X
<b>Estate:</b>				
<b>Probate/wills/intestate:</b>				
Estates .....	X	591	X	X
Probate waiver .....	X	92	X	X
Total .....	X	683	X	X
<b>Guardianship/conservatorship/trusteeship:</b>				
Guardianship .....	X	21	X	X
Protective .....	X	130	X	X
Total .....	X	151	X	X
<b>Other estate</b> .....	X	21	X	X
Total .....	X	855	X	X
<b>Mental health:</b>				
Sanity .....	X	200	X	X
<b>Appeal:</b>				
<b>Appeal of administrative agency case:</b>				
Administrative review .....	X	163	X	X
<b>Other civil:</b>				
Other civil .....	X	864	X	X
<b>Total civil</b> .....	<b>14,540</b>	<b>10,433</b>	<b>9,908</b>	<b>9,5279</b>
<b>Criminal<sup>d</sup>:</b>				
<b>Felony</b> .....	382	906	787	3779
<b>Misdemeanor</b> .....	N/A	11	X	N/A
<b>Appeal</b> .....	N/A	64	X	N/A
<b>Other criminal:</b>				
Probation revocation .....	N/A	211	X	N/A
Other .....	N/A	48	X	N/A
Total .....	N/A	259	X	N/A
<b>Total criminal</b> .....	<b>382<sup>i</sup></b>	<b>1,240</b>	<b>1,042</b>	<b>3779<sup>i</sup></b>
<b>Juvenile:</b>				
<b>Criminal-type offense:</b>				
Delinquency .....	N/A	1,050 <sup>h</sup>	X	N/A
<b>Other juvenile:</b>				
Child in need of aid .....	N/A	130 <sup>h</sup>	X	N/A
<b>Total juvenile</b> .....	<b>N/A</b>	<b>1,180</b>	<b>1,024</b>	<b>N/A</b>
<b>Grand total</b> .....	<b>14,922<sup>i</sup></b>	<b>12,853</b>	<b>11,974</b>	<b>9,9049<sup>i</sup></b>

	Trial <sup>d</sup>			Civil dispositions <sup>m</sup>	Criminal (felony) dispositions		
	Jury	Non-jury	Total		Before trial	Jury trial	Non-jury trial
<b>Civil:<sup>m</sup></b>							
Domestic relations ..	--	97	97	Default .....	579		
Other civil .....	30	118	148	Withdrawn .....	1,215		
Total .....	30	215	245	Pretrial .....			
<b>Criminal (felony)</b> .....	117	9	126	Judgment .....	221	Guilty (convicted) .....	--
Total .....	147	224	371	Dismissed .....	1,211	Guilty plea .....	429
						Acquittal .....	--
						Mistrial with dismissal .....	--
						Hung jury .....	--
						Dismissed .....	206
						Change of venue .....	18
						Complaint withdrawn .....	0
						Failure to appear .....	8
						Total .....	661
							117
							9
<b>Age of pending caseload<sup>n</sup> 12/31/80 (days)</b>							
		Average	Median				
Other civil <sup>n</sup> .....		430	360				
Felony .....		185	147				

		Time interval data (days)									
		Average	Median	0 to 30 days	31 to 60 days	61 to 90 days	91 to 120 days	121 to 180 days	181 to 365 days	366 to 730 days	Over 730 days
Age at disposition <sup>n</sup> :											
Domestic relations ...		249	74	542	1,839	610	352	478	709	497	491
Probate .....		382	108	N/A	N/A	N/A	N/A	N/A	N/A	N/A	N/A
Other civil .....		615	441	292	237	170	161	209	530	780	1,000
<b>Felony</b> .....		151	85	345	65	121	88	73	51	23	21

		Age of pending caseload (12/31/80)(days)									
		Under 90 days	Under 121 days	91 to 180 days	121 to 180 days	181 to 365 days	366 to 545 days	546 to 730 days	731 to 910 days	911 to 1,095 days	Over 1,095 days
Other civil <sup>n</sup> .....		617	N/A	623	N/A	1,175	925	397	634	236	101
<b>Felony</b> .....		N/A	162	N/A	74	84	35	20	2 <sup>n</sup>	(n)	(n)

Boildface headings indicate the classifications used by the CSIM project.

N/A = This case type is handled by the court, but the data are unavailable.

X = The data for this case type are known to be included in the total but were not available by category.

-- = Not applicable.

<sup>d</sup>Case definition or unit of count:

A civil case is counted with the filing of a petition or complaint.

The criminal case unit of count is the number of indictments or complaints. Some occur after preliminary hearings in District Court. A trial is counted if tried to judgment.

<sup>g</sup>Change in pending does not equal the difference between filings and dispositions:

During the court year civil cases opened before May 1978 were closed to help clean up the files. These cases may not have been included in the civil disposition figures given, causing the imbalance. Figures are as reported in the annual report.

<sup>h</sup>Figure was computed:

The juvenile filing figure for each category was calculated by multiplying the percent of formal petitions for each category by the total number of formal petitions.

<sup>i</sup>Data are not complete:

Criminal total pending figures include only felony cases.

Grand total pending figures include only civil and felony cases.

<sup>l</sup>Special source or revision in the data:

The number of other criminal cases disposed was supplied by the administrative office of the court during data verification.

<sup>m</sup>Information on disposition type or trial data:

Civil jury trial and civil disposition data are for all civil categories except domestic relations and probate. Civil non-jury trials also include domestic relations (divorce, reciprocal support) cases.

<sup>n</sup>Information on time interval or age of pending caseload data:

Age at disposition and age of pending data are given for the following categories as listed in the annual report:

Domestic relations -- divorce, dissolution of marriage, and other.

Probate -- estates, guardianship, probate waiver, protective, other estate, adoption, and sanity.

Other civil -- civil damage; debts, contracts, and notes; housing, real estate; administrative review; and other.

Felony cases over 730 days old were included in the 731 to 910 days old category.

Source: Administrative Director of the Courts, Alaska Court System, 1980 Annual Report (Anchorage, Alaska: 1981); and the Annual Statistical Report of the clerk of the appellate courts entitled "1980 Annual Statistical Report." Statistics are from the annual report and clerk's memo except that totals have been computed where necessary.



ALASKA DISTRICT COURT  
 Court of limited jurisdiction  
 4 districts, 21 courts, 16 judges  
 January 1, 1980 to December 31, 1980

	Beginning pending	Filed	Disposed	End pending
<b>Civil<sup>d</sup>:</b>				
<b>Tort:</b>				
Civil damage .....	X	504	X	X
<b>Contract:</b>				
Debt, contract, and notes .....	X	3,033	X	X
<b>Small claims</b> .....	8,386	8,964	7,316	6,688
<b>Other civil:</b>				
Other .....	X	1,117	X	X
<b>Total civil</b> .....	15,244	13,618	10,872	10,997 <sup>g</sup>
<b>Criminal<sup>d</sup>:</b>				
<b>Misdemeanor</b> .....	X	11,961	X	X
<b>Preliminary hearing:</b>				
Felony .....	690	1,599	1,222	544 <sup>g</sup>
<b>Other criminal</b> .....	N/A	1,893	1,907	N/A
<b>Total criminal</b> .....	x <sup>i</sup>	15,453	x	x <sup>i</sup>
<b>Traffic:</b>				
<b>Other traffic violation:</b>				
Misdemeanor traffic .....	X	5,585	X	X
Other criminal--traffic on formal complaint .....	N/A	549	X	N/A
Other traffic .....	N/A	94,605	99,582	N/A
<b>Total</b> .....	N/A	100,739	X	N/A
<b>Total traffic</b> .....	x <sup>i</sup>	100,739	x	x <sup>i</sup>
<b>Grand total</b> .....	23,280 <sup>i</sup>	129,810	128,506	17,189 <sup>g</sup>

	Trial <sup>d</sup>		
	Jury	Non-jury	Total
<b>Civil:</b>			
Small claims .....	--	860	860
All other civil ..	12	260	272
<b>Total</b> .....	12	1,120	1,132
<b>Criminal:</b>			
Misdemeanor <sup>m</sup> .....	372	218	590
Traffic <sup>m</sup> .....	--	1,076	1,076
<b>Grand total</b> .....	384	2,414	2,798

Civil dispositions <sup>m</sup>	
Default .....	1,818
Withdrawn .....	0
Judgment .....	272
Dismissal .....	1,418
Change of venue .....	48

Traffic dispositions <sup>m</sup>	
Guilty at non-jury trial ...	446
Guilty plea .....	12,898
Acquittals .....	630
Waiver at counter or bail forfeiture .....	62,616
No shows (closed statistically) ...	3,604
Dismissed .....	11,992
Other .....	7,396

	Criminal dispositions			
	Before trial	Jury trial	Non-jury trial	Preliminary hearing
Guilty (convicted) .....	--	223	161	--
Guilty plea/no contest ...	8,985	0	0	--
Bail forfeiture .....	166	--	--	--
Acquittal .....	--	145	53	--
Mistrial with dismissal ..	--	4	4	--
Other .....	461	0	0	--
Change of venue .....	626	0	0	--
Complaint withdrawn .....	0	0	0	0
Dismissed/no appearance ..	4,095	0	0	11
Dismissed or reduced charges .....	--	--	--	744
Direct to grand jury .....	--	--	--	272
Held to answer .....	--	--	--	195

Age at disposition:	Time interval data (days)									
	Average	Median	1 to 30 days	31 to 60 days	61 to 90 days	91 to 120 days	121 to 180 days	181 to 365 days	366 to 730 days	over 730 days
<b>Civil:</b>										
Small claims .....	219	83	1,371	1,801	942	571	501	611	1,016	503
All other civil .....	283	123	452	927	357	237	337	470	469	307
<b>Criminal:</b>										
Misdemeanor <sup>n</sup> .....	98	38	N/A	2,061	1,703	1,232	865	724	562	304
Preliminary hearing ..	70	15	N/A	N/A	N/A	N/A	N/A	N/A	N/A	N/A
Traffic <sup>n</sup> .....	218	187	N/A	N/A	N/A	N/A	N/A	N/A	N/A	N/A

Age of pending caseload 12/31/80 (days)

	Average	Median	Under 90 90 days	91 to 180 180 days	181 to 365 days	366 to 545 days	546 to 730 days	731 to 910 days	911 to 1,095 days	Over 1,095 days
<b>Civil:</b>										
Small claims .....	N/A	N/A	1,446	1,064	1,520	1,256	1,189	62	12	39
All other civil <sup>n</sup> .....	307	268	N/A	N/A	N/A	N/A	N/A	N/A	N/A	N/A
<b>Criminal:</b>										
Misdemeanor <sup>n</sup> .....	203	166	N/A	N/A	N/A	N/A	N/A	N/A	N/A	N/A
Preliminary hearing ...	211	171	N/A	N/A	N/A	N/A	N/A	N/A	N/A	N/A

Boldface headings indicate the classifications used by the CSIM project.

N/A = This case type is handled by the court, but the data are unavailable.

X = The data for this case type are known to be included in the total but were not available by category.

-- = Not applicable.

<sup>d</sup>Case definition or unit of count:

A civil case is counted with the filing of a petition or complaint.

The criminal case unit of count is the number of indictments or complaints.

A trial is counted if tried to judgment.

<sup>g</sup>Change in pending does not equal the difference between filings and dispositions:

Figures are as reported in the annual report. The end pending figure for **preliminary hearings** does not include those cases out on warrants. During the court year **preliminary hearing** cases that were opened before December 1978 were closed to help clean up the files. These cases may not have been included with the **preliminary hearing** disposition figures.

<sup>i</sup>Data are not complete:

Grand total pending figures include all data except **other criminal**, other criminal--traffic informal complaint, and other traffic cases.

<sup>m</sup>Information on disposition type or trial data:

Civil disposition type data do not include dispositions of **small claims** cases.

Misdemeanor disposition data include misdemeanor traffic cases.

Traffic trial and disposition data only include other traffic cases.

<sup>n</sup>Information on time interval or age of pending caseload data:

Misdemeanor age at disposition is measured from first appearance to dismissal, acquittal, or sentencing.

The misdemeanor category for time interval and age of pending data includes misdemeanor traffic cases.

Traffic time interval data only include other traffic cases.

Age of pending cases data were not available for "all other civil" cases in the same time period breakdowns as were available for all other case categories.

Source: Administrative Director of the Courts, Alaska Court System, 1980 Annual Report (Anchorage, Alaska: 1981). Statistics are from the annual report except that totals have been computed where necessary.

**ALASKA MAGISTRATES COURT**  
Court of limited jurisdiction  
4 districts, 56 courts, 56 part-time and 21 acting magistrates  
January 1, 1980 to December 31, 1980

	Beginning pending	Filed	Disposed	End pending
<b>Civil<sup>d</sup>:</b>				
Total civil .....	N/A	554	390	N/A
<b>Criminal<sup>d</sup>:</b>				
Misdemeanor .....	N/A	1,787	1,382	N/A
<b>Preliminary hearing:</b>				
Felony .....	N/A	161	130	N/A
Total criminal .....	N/A	1,948	1,512	N/A
<b>Traffic:</b>				
Total traffic .....	N/A	1,408	1,525	N/A
Grand total .....	N/A	3,910	3,427	N/A

Boldface headings indicate the classifications used by the CSIM project.

N/A = This case type is handled by the court, but the data are unavailable.

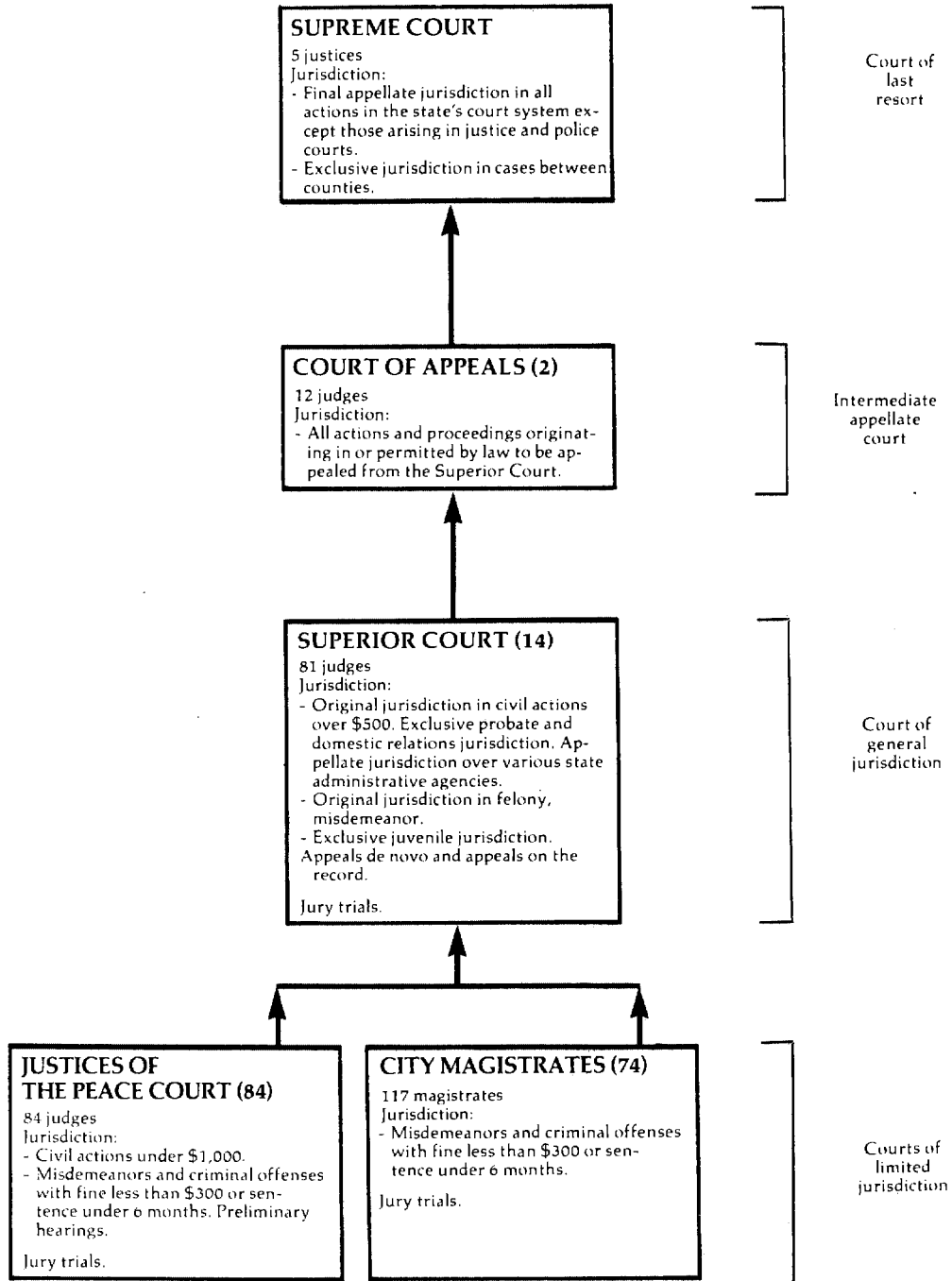
<sup>d</sup>Case definition or unit of count:

A civil case is counted with the filing of a petition or complaint.

The criminal case unit of count is the number of indictments or complaints.

Source: Administrative Director of the Courts, Alaska Court System, 1980 Annual Report (Anchorage, Alaska: 1981). Statistics are from the annual report except that totals have been computed where necessary.

# ARIZONA COURT SYSTEM, 1980



↑ Indicates route of appeal.

ARIZONA SUPREME COURT  
Court of last resort  
5 justices  
January 1, 1980 to December 31, 1980

	Beginning pending	Filed	Disposed	End pending
<b>Cases:</b>				
<b>Appeals:</b>				
Civil .....	7	42J	33	16
Criminal .....	56	105J	95	66
<b>Postconviction Remedy:</b>				
Miscellaneous special actionsJ .....	7J	114J	99J	22J
Delayed appeals .....	3	4J	1	6
Total appeals .....	73 <sup>f</sup>	265J	228	110
<b>Other cases:</b>				
<b>Original proceedings:</b>				
<b>Original jurisdiction:</b>				
Habeas corpus .....	1	27	25	3
Special actionsJ .....	11	185	171	25
Bar matters .....	5	104	103	6
Total .....	17	316	299	34
<b>Requests to Appeal:</b>				
Petitions for reviewJ .....	61	559	583	37
Total other cases .....	78	875	882	71
Total cases .....	151 <sup>f</sup>	1,140	1,110	181

Manner of disposition

	Appeals				Original jurisdiction	Other matters	Total
	Civil	Criminal	Delayed	Total			
Written opinion .....	25	65	1	91	61	1	153
Memorandum decision .....	3	10	0	13	0	0	13
Terminated without written opinion .....	5	20	0	25	821	98	944

Boldface headings indicate the classifications used by the CSIM project.

<sup>f</sup>Beginning pending figure for the 1979 court year does not equal the end pending figure for the 1978 court year. Difference is due to the reclassification of miscellaneous special motions.

<sup>j</sup>Explanation of data included in the category:

**Appeals (civil, criminal, and delayed)** filed include cases transferred in from the Arizona Court of Appeals. Eighty-nine appeals were transferred from the Court of Appeals during 1980.

Special actions include mandamus, prohibition, and quo warranto cases from District One of the Court of Appeals. The Supreme Court has handled these cases for Division One since 1975 in order to help it catch up with its backlog.

Petitions for review are requests for review of Court of Appeals cases (or portions thereof) that are heard as a matter of right in the Court of Appeals. They are not necessarily processed as a regular appeal.

Miscellaneous special actions are instituted by indigent prisoners for redress of grievances arising out of their convictions or restraint. There is no constitutional or statutory provision which prescribes this type of case.

Source: Arizona Supreme Court, *The Arizona Courts, 1980 Annual Judicial Report* (Phoenix, Arizona: 1981). Statistics are from the annual report except that totals have been computed where necessary.

ARIZONA COURT OF APPEALS  
Intermediate appellate court  
2 divisions, 12 judges  
January 1, 1980 to December 31, 1980

	Beginning pending	FiledJ	DisposedJ	End pending
<b>Cases:</b>				
<b>Appeals:</b>				
Civil .....	640	745J	639J	746
Criminal .....	547	826J	1 759J	614
Delayed appeals .....	0	1J	0J	1
<b>Appeal of administrative agency case:</b>				
Industrial Commission .....	105	190J	187J	108
Unemployment insurance .....	9	144J	108J	45
Total .....	114	334J	295J	153
Juvenile .....	29	51J	64J	16
Total appeals .....	1,330	1,957J	1,757J	1,530
<b>Other cases:</b>				
<b>Original proceedings:</b>				
<b>Original jurisdiction:</b>				
Habeas corpus .....	1	1	1	1
Special actionsJ .....	18	183	188	13
Petitions for review--post conviction .....	50	71	88	33
Total .....	69	255	277	47
Total other cases .....	69	255	277	47
<b>Total cases .....</b>	<b>1,399</b>	<b>2,212</b>	<b>2,034</b>	<b>1,577</b>

Manner of disposition

	Appeals						Original	
	Civil	Criminal	Delayed	Agency	Juvenile	Total	Jurisdiction	Total
Written opinion .....	196	97	0	36	11	340	23	363
Memorandum .....	152	393	0	113	36	694	30	724
Terminated without opinion .....	253	213	0	146	17	629	223	852
Transferred to Supreme Court .....	38	56	0	0	0	94	1	95

Boldface headings indicate the classifications used by the CSIM project.

JExplanation of data included in the category:

Appeals filed are net figures after appeals transferred in are added.

Appeals disposed include appeals transferred out and appeals disposed by the court.

Special actions include mandamus, prohibition, and quo warranto cases.

Source: Arizona Supreme Court, The Arizona Courts, 1980 Annual Judicial Report (Phoenix, Arizona: 1981). Statistics are from the annual report except that totals have been computed where necessary.

ARIZONA SUPERIOR COURT  
Court of general jurisdiction  
14 counties, 81 judges  
January 1, 1980 to December 31, 1980

	Beginning pending	Filed	Disposed	End pending
<b>Civil:</b>				
Law:				
Civil <sup>j</sup> .....	32,226	37,463	34,452	35,237
Domestic relations:				
Support/custody:				
Reciprocal support .....	8,937	8,789	9,904	7,822
Adoption .....	1,884 <sup>i</sup>	1,063 <sup>i</sup>	993 <sup>i</sup>	1,954 <sup>i</sup>
Other domestic relations:				
Domestic relations .....	12,467	28,262	26,794	13,935
Modify decree .....	349	1,753	1,641	461
Foreign decree .....	149	228	167	210
Contempt only .....	437	5,723	5,522	638
Total .....	13,402	35,971	34,124	15,244
Total .....	24,223 <sup>i</sup>	45,818 <sup>i</sup>	45,021 <sup>i</sup>	25,020 <sup>i</sup>
Estate:				
Probate/wills/intestate:				
Probate .....	25,489	8,281	6,950	26,820
Mental health <sup>j</sup> .....	N/A	N/A	1,009	N/A
Appeal .....	(j)	(j)	(j)	(j)
Total civil .....	81,938 <sup>i</sup>	91,562 <sup>i</sup>	87,432 <sup>i</sup>	87,077 <sup>i</sup>
<b>Criminal:</b>				
Felony .....	6,038	13,970	12,343	7,665
Misdemeanor .....	115	84	130	69
Appeal .....	474	1,893	1,876	491
Postconviction remedy:				
Postconviction relief .....	91	320	344	67
Other criminal:				
Unclassified <sup>j</sup> .....	22	144	141	25
Total criminal .....	6,740	16,411	14,834	8,317
<b>Juvenile:</b>				
Non-offense:				
Juvenile dependency .....	517 <sup>fi</sup>	1,096 <sup>i</sup>	1,035 <sup>i</sup>	578 <sup>i</sup>
Total juvenile .....	517 <sup>fi</sup>	1,096 <sup>i</sup>	1,035 <sup>i</sup>	578
Grand total .....	89,195 <sup>if</sup>	109,069 <sup>i</sup>	103,301 <sup>i</sup>	95,972 <sup>i</sup>

	Trial <sup>d</sup>			Criminal dispositions				Other	
	Jury	Non-jury	Total	Felony	Misdemeanor	Appeal	criminal	Total	
<b>Civil:</b>									
Law .....	586	1,973	2,559	Jury trial in process <sup>m</sup> :					
Domestic relations:				Guilty plea .....	34	0	0	34	
Support/custody .....	0	0	0	Non-jury trial					
Adoption .....	0	0	0	in process <sup>m</sup> :					
Domestic relations .....	11	3,515	3,526	Guilty plea .....	16	0	0	16	
Total .....	11 <sup>i</sup>	3,515 <sup>i</sup>	3,526 <sup>i</sup>	Plea .....	8,874	26	0	8,905	
Estate:				nol pros .....	1,943	16	274	2,278	
Probate/wills/intestate ..	0	0	0	Transfer out .....	107	5	182	320	
Mental health .....	0	0	0	Other dismissals .....	477	67	234	793	
Total .....	597 <sup>i</sup>	5,488 <sup>i</sup>	6,085 <sup>i</sup>	Otherwise removed .....	207	10	603	865	
<b>Criminal:</b>				Affirmed .....	--	--	193	193	
Felony <sup>m</sup> .....	669	66	735	Reversed .....	--	--	42	42	
Misdemeanor .....	4	2	6						
Appeal .....	10	338	348						
Other criminal .....	0	5	5						
Total .....	683	411	1,094						
Grand total .....	1,280 <sup>i</sup>	5,899 <sup>i</sup>	7,179 <sup>i</sup>						

	Law	Civil dispositions				Mental health
		Domestic relations		Estate	Probate/wills/intestate	
		Support/custody	Adoption	Domestic relations		
Default hearing ....	6,697	0	0	16,119	0	0
Dismissals .....	5,375	0	0	3,767	0	0
Transfer out .....	343	352	0	91	0	0
Final order .....	0	0	993	0	6,950	1,009
Otherwise removed ..	18,720	9,552	0	3,291	0	0
Arbitration .....	757	0	0	0	0	0
Medical malpractice panels .....	1	0	0	0	0	0

(continued on next page)

Boldface headings indicate the classifications used by the CSIM project.  
 N/A = This case type is handled by the court but the data are unavailable.

<sup>d</sup>Case definition or unit of count:

- A civil case is counted with the filing of a petition or complaint.
- The criminal case unit of count is the number of defendants on the information or indictment.
- A jury trial is counted when the voir dire examination of the panel begins.
- A non-jury trial is counted when the first witness is sworn.

<sup>f</sup>Beginning pending figure for the 1980 court year does not equal the end pending figure for the 1979 court year.

Adjustment to the beginning pending figures for the 1980 court year were based on the findings of the inventory.

<sup>i</sup>Data are not complete:

- Adoption** and total **domestic relations** figures do not include adoption data for Maricopa County.
- Juvenile** filing, dispositions, and pending data do not include data from Maricopa County.
- Grand total figures do not include **adoption** or **juvenile** data from Maricopa County.
- Total **domestic relations**, total civil, and grand total data given for trials do not include modify decree, foreign decree, or contempt only **domestic relations** cases.

<sup>j</sup>Explanation of data included in the category:

- Filings include cases transferred in.
- Dispositions include cases transferred out.
- Civil cases include prayer under \$1,000, **auto tort**, **non-auto tort**, **contract**, eminent domain, unclassified civil, and **appeal** cases.

**Mental health** cases disposed are the number of civil (390) and criminal (619) mental health hearings held.

**Civil appeals** are included with data classified in the law category.

Unclassified criminal cases are offenses which do not come under any of the other criminal case categories listed, for example, peace bond complaints.

<sup>m</sup>Information on type of disposition or trial data:

Figures given for **criminal** cases disposed while a jury or non-jury trial was in process are also included in the court of the number of **criminal** trials held. Trials are counted at their beginning, but not all continue to verdict.

Source: Arizona Supreme Court, *The Arizona Courts, 1980 Annual Judicial Report* (Phoenix, Arizona: 1981). Statistics are from the reports except that totals have been computed where necessary.

**ARIZONA JUSTICES OF THE PEACE COURT<sup>1</sup>**  
 Court of limited jurisdiction  
 84 courts, 84 judges  
 January 1, 1980 to December 31, 1980

	Beginning pending	Filed	Disposed	End pending
<b>Civil<sup>d</sup>:</b>				
Total civil .....	24,310 <sup>fi</sup>	54,490 <sup>i</sup>	47,750 <sup>i</sup>	31,050 <sup>i</sup>
<b>Criminal<sup>d</sup>:</b>				
Misdemeanor .....	9,926 <sup>fi</sup>	19,211 <sup>i</sup>	20,491 <sup>i</sup>	8,646 <sup>i</sup>
Preliminary hearing .....	3,806 <sup>fi</sup>	18,303 <sup>i</sup>	17,137 <sup>i</sup>	4,972 <sup>i</sup>
Total criminal .....	13,732 <sup>fi</sup>	37,514 <sup>i</sup>	37,628 <sup>i</sup>	13,618 <sup>i</sup>
<b>Traffic:</b>				
Total traffic .....	78,771 <sup>fi</sup>	437,028 <sup>i</sup>	370,615 <sup>i</sup>	145,184 <sup>i</sup>
<b>Grand total .....</b>	<b>116,813<sup>fi</sup></b>	<b>529,032<sup>i</sup></b>	<b>455,993<sup>i</sup></b>	<b>189,852<sup>i</sup></b>

	Trial <sup>d1</sup>			Age of pending caseload <sup>i</sup> (12/31/80)			
	Jury	Non-Jury	Total	under 20 days	under 150 days	under 1 year	all other cases
Civil .....	16	11,342	11,358	N/A	N/A	24,310 <sup>i</sup>	6,711 <sup>i</sup>
Criminal .....	23	1,131	1,154				
Traffic .....	194	11,051	11,245				
Total .....	233	23,524	23,757				
<b>Civil .....</b>				N/A	N/A	24,310 <sup>i</sup>	6,711 <sup>i</sup>
<b>Criminal:</b>							
Misdemeanor .....				N/A	3,349 <sup>i</sup>	X	5,296 <sup>i</sup>
Preliminary hearing ..				854 <sup>i</sup>	X	X	4,110 <sup>i</sup>
Traffic .....				N/A	77,466 <sup>i</sup>	X	67,718 <sup>i</sup>

Boldface headings indicate the classifications used by the CSIM project.  
 N/A = This case type is handled by the court, but the data are unavailable.  
 X = The data for this case type are known to be included in the total but were not available by category.

<sup>d</sup>Case definition or unit of count:  
 A civil case is counted with the filing of a petition or complaint.  
 The criminal case unit of count is the number of defendants on the information, indictment, or complaint.  
 A trial is counted when the first witness is sworn.  
<sup>f</sup>Beginning pending figure for the 1980 court year does not equal the end pending figure for the 1979 court year:  
 Figures are as given in the annual report.

<sup>i</sup>Data are not complete:  
 No data were reported for St. Johns, Snowflake, and Quartzsite Precincts.  
 Traffic figures do not include data for the Northeast Phoenix Precinct.  
 Civil and criminal data for age of pending cases do not include data for the Bisbee Precinct.

<sup>l</sup>Special source or revision in the data:  
 Trial data were provided by the office of the state court administrator during data verification.

Source: Arizona Supreme Court, The Arizona Courts, 1980 Annual Judicial Report (Phoenix, Arizona: 1981). Statistics are from the annual report except that totals have been computed where necessary, and additional information was supplied by the office of the state court administrator during data verification.

**ARIZONA CITY MAGISTRATES<sup>l</sup>**  
**Court of limited jurisdiction**  
**74 courts, 117 magistrates**  
**January 1, 1980 to December 31, 1980**

	Beginning pending	Filed	Disposed	End pending
<b>Criminal<sup>d</sup>:</b>				
<b>Misdemeanor</b> .....	<u>33,066<sup>f</sup></u>	<u>90,374</u>	<u>64,593</u>	<u>58,847</u>
Total criminal .....	33,066 <sup>f</sup>	90,374	64,593	58,847
<b>Traffic:</b>				
DWI/DUI .....	X	X	X	X
Other traffic violation .....	X	X	X	X
Total traffic .....	147,842 <sup>f</sup>	704,881	592,769	259,954
Grand total .....	180,908 <sup>f</sup>	795,255	657,362	318,801

	Jury	Trial <sup>d</sup>		Age of pending caseload <sup>l</sup> (12/31/80)		
		Non-jury	Total	Under 150 days	150 days or over	
<b>Criminal</b> .....	98	5,735	5,833	<b>Criminal</b> .....	25,495 <sup>i</sup>	6,263 <sup>i</sup>
<b>Traffic</b> .....	948	19,629	20,577	<b>Traffic</b> .....	69,880 <sup>i</sup>	23,227 <sup>i</sup>
<b>Total</b> .....	1,046	25,364	26,410	<b>Total</b> .....	95,375 <sup>i</sup>	29,490 <sup>i</sup>

Boldface headings indicate the classifications used by the CSIM project.  
 X = The data for this case type are known to be included in the total but were not available by category.

<sup>d</sup>Case definition or unit of count:  
 The criminal case unit of court is the number of defendants on the complaint. A trial is counted when the first witness is sworn.  
<sup>f</sup>Beginning pending figure for the 1980 court year does not equal the end pending figure for the 1979 court year:  
 Figures are as given by the office of the state court administrator.

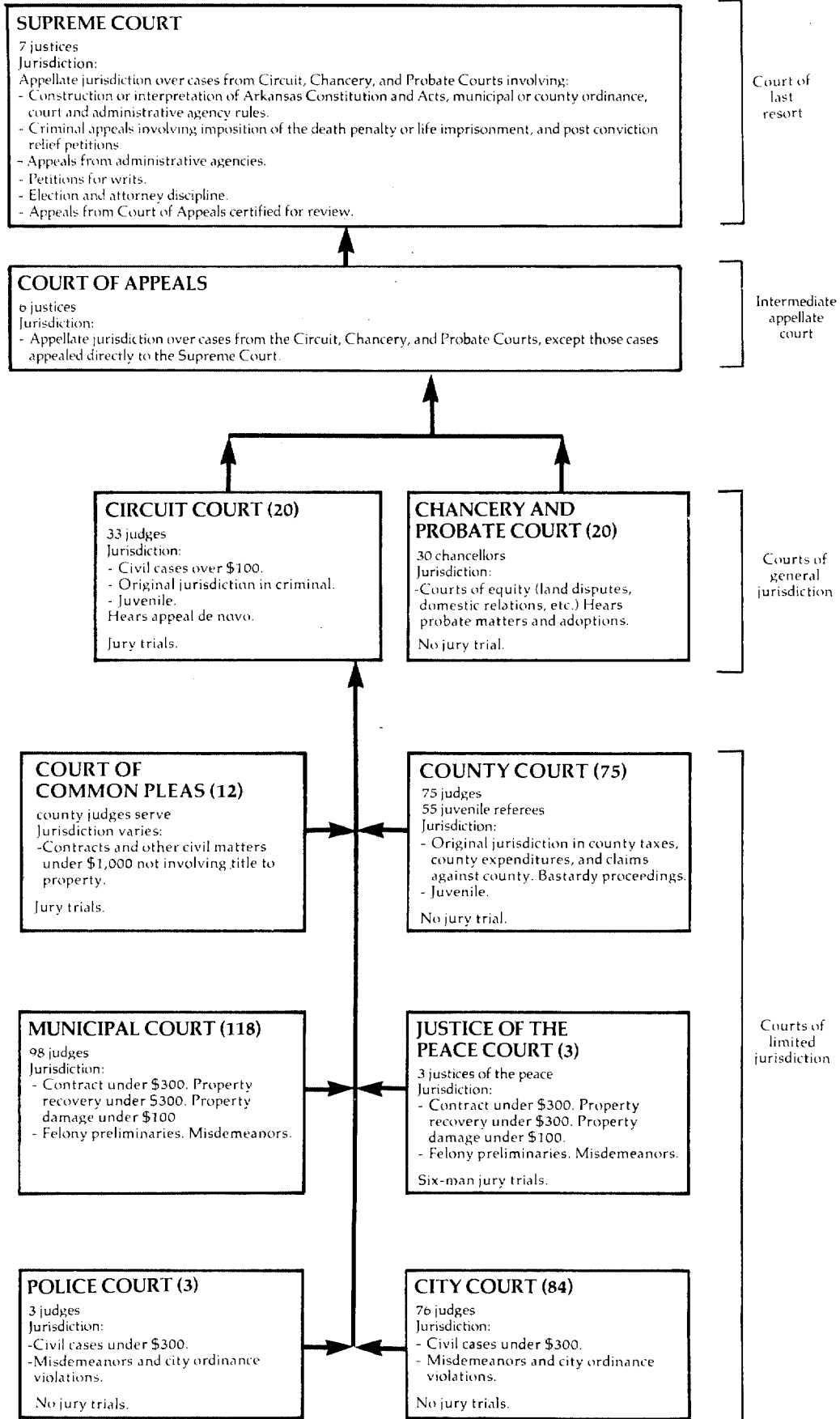
<sup>i</sup>Data are not complete:  
 Age of pending figures do not include data for the courts in Bisbee, Marana, or Phoenix.

<sup>l</sup>Special source or revision in the data:  
 All data given for this court were supplied by the office of the state court administrator.

Source: Unpublished data provided by the office of the Administrative Director of the Courts.



# ARKANSAS COURT SYSTEM, 1980



↑ Indicates route of appeal.

ARKANSAS SUPREME COURT  
Court of last resort  
7 justices  
January 1, 1980 to December 31, 1980

	Beginning pending	Filed	Disposed	End pending
<b>Cases:</b>				
<b>Appeals:</b>				
<b>Civil:</b>				
Law .....	29	201	183	439
Equity .....	33	103	101	35
Probate .....	2	19	10	11
Total .....	64	323	294	899
<b>Criminal:</b>				
Capital .....	5	16	8	13
Other felony .....	40	157	189	69
Misdemeanor .....	1	81	1	81
Total .....	46	254	198	1009
<b>Postconviction remedy:</b>				
Postconviction .....	13	6	20	7
Total appeals .....	123	583	512	1969

**Other cases:**

**Original proceedings:**

**Original jurisdiction:**

**Civil:**

Habeas corpus .....	0	1	1	0
Mandamus .....	0	4	4	0
Prohibition .....	1	11	11	1
Certiorari .....	2	14	14	2
Other petitions .....	3 <sup>f</sup>	45	42	6
Total .....	6 <sup>f</sup>	75	72	9

**Criminal:**

Habeas corpus .....	0	1	1	0
Mandamus .....	1	6	7	0
Prohibition .....	3	12	13	2
Postconviction .....	1	7	7	1
Certiorari .....	2	32	30	4
Other petitions .....	3 <sup>f</sup>	40	42	1
Total .....	10 <sup>f</sup>	98	100	8
Total .....	16 <sup>f</sup>	173	172	17

Total other cases .....

16<sup>f</sup> 173 172 17

Total cases ..... 139<sup>f</sup> 756 684 2139

**Other proceedings:**

Rehearing requests .....

17 127 137 7

**Other matters:**

Motions (excluding extension of time) .....

48 384 398 34

Motions for extension of time .....

0<sup>f</sup> 843 831 12

Total .....

48 1,227 1,229 46

Total other proceedings .....

65<sup>f</sup> 1,354 1,366 53

Manner of disposition

Written opinion (majority) .... 352<sup>m</sup>  
Per curiam ..... 22

Time interval data<sup>n</sup> (average days)

	Civil	Criminal and post-conviction remedy
Record filing to submission .....	139	180
Submission to decision .....	27	21
Record filing to decision .....	166	201
Average number of days case continued on motion of appellant ..	21	28
Average number of days case continued on motion of appellee ...	11	23

Disposition of cases

	Civil	Criminal	Post-conviction	Total
<b>Appeals:</b>				
Affirmed:				
Affirmed .....	110	87	8	205
Affirmed as modified or on condition .....	7	4	2	13
Total .....	117	91	10	218
Reversed:				
Reversed .....	20	11	1	32
Affirmed in part, reversed in part .....	9	5	0	14
Reversed and dismissed .....	2	3	0	5
Reversed with directions ...	0	0	0	0
Total .....	31	19	1	51
Reversed and remanded .....	36	37	3	76
Remanded .....	1	2	0	3
Dismissed:				
Dismissed with opinion .....	6	0	0	6
Dismissed without opinion ..	100	47	6	153
Total .....	106	47	6	154
<b>Original jurisdiction:</b>				
Petitions granted .....	30	52	1	83
Petitions denied .....	42	44	6	92
Rehearing requests:				
granted .....	8	1	0	9
Denied .....	86	42	0	128
Total .....	94	43	0	137

(continued on next page)

Boldface headings indicate the classifications used by the CSIM project.

<sup>f</sup>Beginning pending figure for the 1980 court year does not equal the end pending figure for the 1979 court year:

Figures are as given in the annual report.

<sup>g</sup>Change in pending does not equal the difference between filings and dispositions:

Figures are as given in the annual report.

<sup>m</sup>Information on disposition type or trial data:

There were 95 dissenting, 35 concurring, and 11 dissenting in part and concurring in part opinions filed in addition to the 352 majority opinions filed.

<sup>n</sup>Information on time interval or age of pending caseload data:

The time interval data are based on a survey of 100 **civil appeals** and 116 **criminal and postconviction remedy appeals** decided by the Supreme Court during 1980.

Source: Executive Secretary, Judicial Department, Sixteenth Annual Report, 1980 Judicial Statistics (Little Rock, Arkansas).  
Statistics are from the annual report except that totals have been computed where necessary.

---

ARKANSAS COURT OF APPEALS  
Intermediate appellate court  
6 justices  
January 1, 1980 to December 31, 1980

	Beginning pending	Filed	Disposed	End pending
<b>Cases:</b>				
<b>Appeals:</b>				
<b>Civil:</b>				
Law .....	172	627	581	218
Equity .....	58	183	172	69
Probate .....	10	19	22	7
Total .....	240	829	775	294
<b>Criminal:</b>				
Other felony .....	70	90	120	40
Misdemeanor .....	4	6	10	0
Total .....	74	96	130	40
Total appeals .....	314	925	905	334
<b>Other cases:</b>				
<b>Original proceedings:</b>				
<b>Original jurisdiction:</b>				
<b>Civil:</b>				
Habeas corpus .....	0	0	0	0
Certiorari .....	1	9	8	2
Other petitions .....	1	36	37	0
Total .....	2	45	45	2
<b>Criminal:</b>				
Habeas corpus .....	0	1	1	0
Certiorari .....	1	3	4	0
Other petitions .....	0	9	9	0
Total .....	1	13	14	0
Total .....	3	58	59	2
Total other cases .....	3	58	59	2
Total cases .....	317	983	964	336
<b>Other proceedings:</b>				
Rehearing requests .....	10	96	99	7
<b>Other matters:</b>				
Motions (excluding extension of time) .....	22	289	284	27
Motions for extension of time .....	0 <sup>f</sup>	1,049	1,020	29
Total .....	22 <sup>f</sup>	1,338	1,304	56
Total other proceedings .....	32 <sup>f</sup>	1,434	1,403	63

Disposition of cases

<u>Manner of disposition</u>			
		<u>Civil</u>	<u>Criminal</u> <u>Total</u>
Written opinion (majority) ....	529 <sup>m</sup>		
Per curiam .....	12		
<b>Appeals:</b>			
<b>Affirmed:</b>			
Affirmed .....		308	58 366
Affirmed as modified or on condition ...		16	5 21
Total .....		324	63 387
<b>Reversed:</b>			
Reversed .....		9	1 10
Affirmed in part, reversed in part .....		10	1 11
Reversed and dismissed .....		8	7 15
Reversed with directions .....		0	0 0
Total .....		27	9 36
Reversed and remanded .....		106	5 111
Remanded .....		1	0 1
<b>Dismissed:</b>			
Dismissed with opinion .....		5	0 5
Dismissed without opinion .....		88	13 101
Total .....		93	13 106
<b>Original jurisdiction:</b>			
Petitions granted .....		22	2 24
Petitions denied .....		23	12 35
<b>Rehearing requests:</b>			
Granted .....		6	0 6
Denied .....		72	21 93
Total .....		78	21 99

Boldface headings indicate the classifications used by the CSIM project.

N/A = This case type is handled by the court, but the data are unavailable.

<sup>f</sup>Beginning pending figure for the 1980 court year does not equal the end pending figure for the 1979 court year:

Figures are as given in the annual report.

<sup>m</sup>Information on disposition type or trial data:

There were 61 dissenting, 19 concurring, and 2 dissenting in part and concurring in part opinions filed in addition to the 529 majority opinions filed.

Source: Executive Secretary, Judicial Department, Sixteenth Annual Report, 1980 Judicial Statistics (Little Rock, Arkansas). Statistics are from the annual report except that totals have been computed where necessary.

ARKANSAS CIRCUIT COURT  
 Court of general jurisdiction  
 20 circuits, 33 judges  
 January 1, 1980 to December 31, 1980

	Beginning pending	Filed	Disposed	End pending
<b>Civil<sup>d</sup>:</b>				
<b>Law<sup>j</sup>:</b>				
Civil .....	22,166 <sup>fj</sup>	30,041 <sup>j</sup>	30,135 <sup>j</sup>	22,072 <sup>j</sup>
Appeals .....	(j)	(j)	(j)	(j)
Total civil .....	22,166 <sup>f</sup>	30,041	30,135	22,072
<b>Criminal<sup>d</sup>:</b>				
<b>Felony:</b>				
Capital .....	57 <sup>f</sup>	81	79	59
Felony .....	6,041 <sup>f</sup>	10,956	10,288	6,824 <sup>9</sup>
Total .....	6,098 <sup>f</sup>	11,037	10,367	6,883 <sup>9</sup>
Appeal <sup>j</sup> .....	2,777 <sup>f</sup>	5,440	5,395	2,823 <sup>9</sup>
Total criminal <sup>j</sup> .....	8,875 <sup>f</sup>	16,477	15,762	9,706 <sup>9</sup>
Grand total .....	31,041 <sup>f</sup>	46,518	45,897	31,177 <sup>9</sup>

Age of pending caseload

	Less than 1 year	1 to 2 years	Over 2 years
<b>Civil</b> .....	14,593	4,087	3,392
<b>Criminal:</b>			
<b>Felony:</b>			
Capital .....	48	8	3
Felony .....	5,037	1,219	568
Total .....	5,085	1,227	571
<b>Misdemeanor</b> .....	2,335	347	141
Total criminal .....	7,420	1,574	712

Boldface headings indicate the classifications used by the CSIM project.

<sup>d</sup>Case definition or unit of count:

A civil case is counted with the filing of a petition or complaint.

The criminal case unit of count is the number of informations or indictments.

<sup>f</sup>Beginning pending figure for the 1980 court year does not equal the end pending figure for the 1979 court year:

Figures are as given in the annual report.

<sup>9</sup>Change in pending does not equal the difference between filings and dispositions:

Figures are as given in the annual report.

<sup>j</sup>Explanation of data included in the category:

**Law** includes civil appeals (trial de novo) that could not be separated from the total.

**Appeal** cases includes some misdemeanor cases.

**Criminal** data include a nominal number of juvenile cases and juvenile appeals.

Source: Executive Secretary, Judicial Department, Sixteenth Annual Report, 1980 Judicial Statistics (Little Rock, Arkansas).  
 Statistics are from the annual report except that totals have been computed where necessary.

**ARKANSAS CHANCERY AND PROBATE COURT**  
 Court of general jurisdiction  
 20 chancery circuits, 30 chancellors  
 January 1, 1980 to December 31, 1980

	Beginning pending	Filed	Disposed	End pending
<b>Civil:</b>				
Equity .....	6,354 <sup>f</sup>	7,356	7,776	5,893 <sup>g</sup>
<b>Domestic relations:</b>				
<b>Support/custody:</b>				
Reciprocals IN .....	2,304 <sup>f</sup>	2,073	2,487	1,919 <sup>g</sup>
Reciprocals OUT .....	0	1,390	1,390	0
Total .....	2,304 <sup>f</sup>	3,463	3,877	1,919 <sup>g</sup>
<b>Adoption</b> .....	N/A	1,669	N/A	N/A
<b>Other domestic relations:</b>				
Domestic relations .....	15,740 <sup>ff</sup>	24,981	28,216	12,525 <sup>g</sup>
Total .....	18,044 <sup>ffi</sup>	30,113	32,093 <sup>i</sup>	14,444 <sup>ig</sup>
<b>Estate:</b>				
<b>Probate/wills/intestate:</b>				
Decedents' estates .....	14,858 <sup>f</sup>	4,349	3,231	16,084 <sup>g</sup>
<b>Guardianship/conservatorship/trusteeship:</b>				
Guardianship .....	N/A	2,015	N/A	N/A
<b>Other estate:</b>				
Miscellaneous probate .....	N/A	1,285	N/A	N/A
Total .....	14,858 <sup>ff</sup>	7,649	3,231 <sup>i</sup>	16,084 <sup>g</sup>
<b>Mental health:</b>				
Alcoholic and mental .....	N/A	1,303	N/A	N/A
<b>Total civil</b> .....	39,256 <sup>fi</sup>	46,421	43,100 <sup>i</sup>	36,421 <sup>ig</sup>
<b>Grand total</b> .....	39,256 <sup>fi</sup>	46,421	43,100 <sup>i</sup>	36,421 <sup>ig</sup>

Age of pending caseload

	Less than 1 year	1 to 2 years	Over 2 years
<b>Civil:</b>			
Equity .....	3,456	1,276	1,161
<b>Support/custody:</b>			
Reciprocals IN .....	1,113	449	357
Reciprocals OUT .....	0	0	0
Total .....	1,113	449	357
<b>Other domestic relations</b> .....	9,012	2,238	1,275
<b>Total civil</b> .....	13,581	3,963	2,793

Boldface headings indicate the classifications used by the CSIM project.

N/A = This case type is handled by the court, but the data are unavailable.

<sup>d</sup>Case definition or unit of count:

A civil case is counted with the filing of a petition or complaint.

<sup>f</sup>Beginning pending figure for the 1980 court year does not equal the end pending figure for the 1979 court year:

Figures are as given in the annual report.

<sup>g</sup>Change in pending does not equal the difference between filings and dispositions:

Figures are as given in the annual report.

<sup>i</sup>Data are not complete:

**Domestic relations** pending and disposed totals do not include **adoptions**.

**Estate** pending and disposed totals do not include **guardianship/conservatorship/trusteeship** and **other estate**.

**Total civil** and **grand total** pending and disposed data do not include **adoptions, guardianship/conservatorship/trusteeship, other estate, and mental health cases**.

Source: Executive Secretary, Judicial Department, Sixteenth Annual Report, 1980 Judicial Statistics (Little Rock, Arkansas).

Statistics are from the annual report and the clerk's corrections except that totals have been computed where necessary.

**ARKANSAS COURT OF COMMON PLEAS**  
 Court of limited jurisdiction  
 12 courts, county judges serve  
 January 1, 1980 to December 31, 1980

	Beginning pending	Filed	Disposed	End pending
<b>Civil:</b>				
Total civil .....	N/A	387	N/A	N/A
<b>Grand total</b> .....	N/A	387	N/A	N/A

Boldface headings indicate the classifications used by the CSIM project.

N/A = This case type is handled by the court, but the data are unavailable.

<sup>d</sup>Case definition or unit of count:

A civil case is counted with the filing of a petition or complaint.

Source: Executive Secretary, Judicial Department, Sixteenth Annual Report, 1980 Judicial Statistics (Little Rock, Arkansas).

Statistics are from the annual report except that totals have been computed where necessary.

**ARKANSAS COUNTY COURT**  
**Court of limited jurisdiction**  
**75 courts; 75 judges, 55 juvenile referees**  
**January 1, 1980 to December 31, 1980**

	Beginning pending	Filed <sup>b</sup>	Disposed	End pending
<b>Civil<sup>d</sup>:</b>				
<b>Domestic relations:</b>				
Bastardy .....	N/A	1,628	N/A	N/A
Total civil .....	N/A	1,628	N/A	N/A
<b>Juvenile:</b>				
Total juvenile .....	N/A	11,835	N/A	N/A
Grand total .....	N/A	13,463	N/A	N/A

Boldface headings indicate the classifications used by the CSIM project.  
N/A = This case type is handled by the court, but the data are unavailable.

<sup>b</sup>Particular court or reporting system information:

The reported figures include one county's data which were collected from October, 1979 to October, 1980.

<sup>d</sup>Case definition or unit of count:

A civil case is counted with the filing of a petition or complaint.

Source: Executive Secretary, Judicial Department, Sixteenth Annual Report, 1980 Judicial Statistics (Little Rock, Arkansas).  
Statistics are from the annual report except that totals have been computed where necessary.

**ARKANSAS MUNICIPAL COURT<sup>i</sup>**  
**Court of limited jurisdiction**  
**118 courts, 98 judges**  
**January 1, 1980 to December 31, 1980**

	Beginning pending	Filed	Disposed	End pending
<b>Civil<sup>d</sup>:</b>				
Total civil .....	N/A	25,869 <sup>i</sup>	N/A	N/A
<b>Criminal<sup>d</sup>:</b>				
<b>Misdemeanor:</b>				
Criminal .....	N/A	99,908 <sup>i</sup>	N/A	N/A
Total criminal .....	N/A	99,908 <sup>i</sup>	N/A	N/A
<b>Traffic:</b>				
<b>DWI/DUI:</b>				
Driving while intoxicated .....	N/A	25,618 <sup>i</sup>	N/A	N/A
<b>Other traffic violations:</b>				
Moving traffic .....	N/A	196,011 <sup>i</sup>	N/A	N/A
Other traffic .....	N/A	114,802 <sup>i</sup>	N/A	N/A
Total .....	N/A	310,813 <sup>i</sup>	N/A	N/A
Total traffic .....	N/A	336,431 <sup>i</sup>	N/A	N/A
Grand total .....	N/A	462,961	N/A	N/A

Boldface headings indicate the classifications used by the CSIM project.  
N/A = This case type is handled by the court, but the data are unavailable.

<sup>d</sup>Case definition or unit of count:

A civil case is counted with the filing of a petition or complaint.

The criminal case unit of count is the number of informations, indictments, or complaints.

<sup>i</sup>Data are not complete:

The breakdown of data into case types was not available for the court located in Salem. There were 753 cases filed in this court. They are included in the grand total figure, but not the other figures in the profile.

Source: Executive Secretary, Judicial Department, Sixteenth Annual Report, 1980 Judicial Statistics (Little Rock, Arkansas).  
Statistics are from the annual report except that totals have been computed where necessary.

ARKANSAS CITY COURT, POLICE COURT, AND JUSTICE OF THE PEACE COURT<sup>1</sup>  
 Court of limited jurisdiction  
 84 city courts, 76 judges; 3 police courts, 3 judges; 3 justice of the peace courts, 3 justices of the peace  
 January 1, 1980 to December 31, 1980

	Beginning pending	Filed	Disposed	End pending
<b>Civil:</b>				
Total civil .....	N/A	159 <sup>i</sup>	N/A	N/A
<b>Criminal:</b>				
<b>Misdemeanor:</b>				
Criminal .....	N/A	3,940 <sup>i</sup>	N/A	N/A
Total criminal .....	N/A	3,940 <sup>i</sup>	N/A	N/A
<b>Traffic:</b>				
<b>DWI/DUI:</b>				
Driving while intoxicated .....	N/A	1,576 <sup>i</sup>	N/A	N/A
<b>Other traffic violations:</b>				
Moving traffic .....	N/A	12,227 <sup>i</sup>	N/A	N/A
Other traffic .....	N/A	4,554 <sup>i</sup>	N/A	N/A
Total .....	N/A	16,781 <sup>i</sup>	N/A	N/A
Total traffic .....	N/A	18,357 <sup>i</sup>	N/A	N/A
<b>Grand total .....</b>	N/A	27,852 <sup>i</sup>	N/A	N/A

Boldface headings indicate the classifications used by the CSIM project.  
 N/A = This case type is handled by the court, but the data are unavailable.

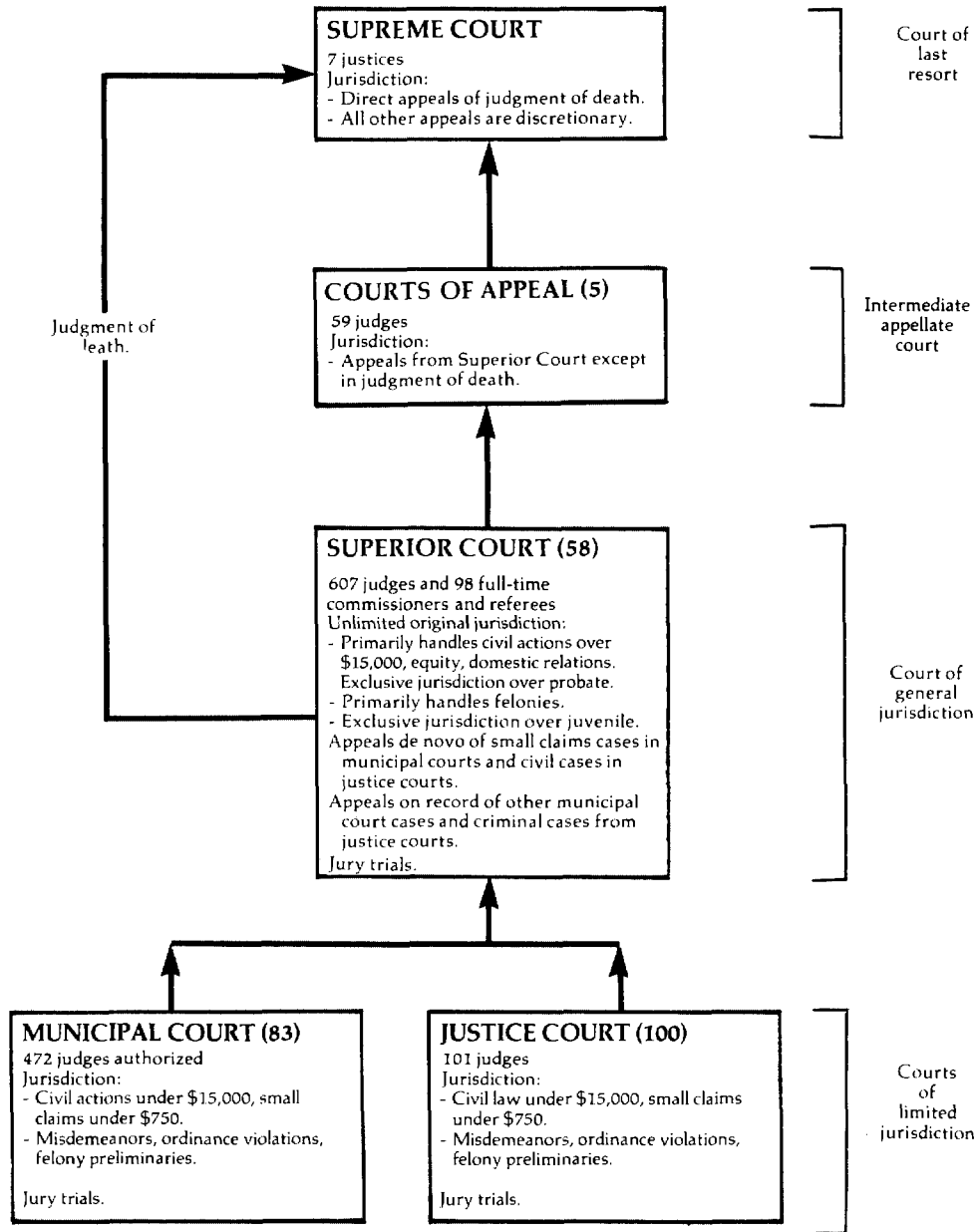
<sup>d</sup>Case definition or unit of count:  
 A civil case is counted with the filing of a petition or complaint.  
 The criminal case unit of count is the number of informations, indictments, or complaints.

<sup>i</sup>Data are not complete:  
 There were no reports from the cities of Diaz, Farmington, Gravette, Marion, Mountainburg, Swifton, Thornton, and Whitehall.  
 (Only 6-months of data were available for the courts located in Barling, Bearden, and Marvell). The courts located in Alma,  
 Arkansas City, Atkins, Austin, Cammack Village, Glenwood, Greenbriar, Holly Grove, Humphrey, Magazine, Mayflower, Patterson,  
 and Wilson reported the total number of cases filed, but did not give a breakdown of filings by case type. There were 5,396  
 cases filed in these courts. These cases are included in the grand total figure but in no other figures on this profile.

Source: Executive Secretary, Judicial Department, Sixteenth Annual Report, 1980 Judicial Statistics (Little Rock, Arkansas).  
 Statistics are from the annual report except that totals have been computed where necessary.



# CALIFORNIA COURT SYSTEM, 1980



↑ Indicates route of appeal.

CALIFORNIA SUPREME COURT  
Court of last resort  
7 justices  
July 1, 1979 to June 30, 1980

	Beginning pending	Filed	Disposed	End pending
<b>Cases:</b>				
<b>Appeals:</b>				
Civil .....	N/A	0 ( 69) <sup>e</sup>	60	N/A
<b>Criminal:</b>				
Direct appeals <sup>j</sup> .....	N/A	22	5	N/A
Other criminal .....	N/A	0 ( 35) <sup>e</sup>	35	N/A
Total criminal .....	N/A	22 ( 35) <sup>e</sup>	40	N/A
Total appeals .....	N/A	22 (104) <sup>e</sup>	100	N/A
<b>Other cases:</b>				
<b>Original proceedings:</b>				
<b>Original jurisdiction:</b>				
Civil .....	N/A	215 ( 68) <sup>e</sup>	X	N/A
Criminal .....	N/A	438 ( 45) <sup>e</sup>	X	N/A
Total .....	N/A	653 (113) <sup>e</sup>	543	N/A
<b>Disciplinary matters:</b>				
Attorney disciplinary proceedings .....	N/A	88	88	N/A
<b>Advisory opinion:</b>				
Executive clemency applications .....	N/A	17	17	N/A
Total .....	N/A	758 (113) <sup>e</sup>	648	N/A
<b>Requests to appeal:</b>				
<b>Civil:</b>				
Civil appeals .....	N/A	944	875 ( 69) <sup>e</sup>	N/A
Civil original proceedings .....	N/A	700	629 ( 68) <sup>e</sup>	N/A
Total .....	N/A	1,644	1,504 (137) <sup>e</sup>	N/A
<b>Criminal:</b>				
Criminal appeals .....	N/A	1,100	1,065 ( 35) <sup>e</sup>	N/A
Criminal original proceedings (habeas corpus) .....	N/A	439	394 ( 45) <sup>e</sup>	N/A
Total .....	N/A	1,539	1,459 ( 80) <sup>e</sup>	N/A
Total .....	N/A	3,183	2,963 (217) <sup>e</sup>	N/A
Total other cases .....	N/A	3,941 (113) <sup>e</sup>	3,611 (217) <sup>e</sup>	N/A
<hr/>				
Total cases .....	N/A	3,963 (113) <sup>e</sup>	3,711 (217) <sup>e</sup>	N/A
<b>Other proceedings:</b>				
Rehearing requests .....	N/A	N/A	72	N/A
<b>Other matters:</b>				
Transfer and retransfer .....	N/A	N/A	220	N/A
Orders/writs to show cause .....	N/A	N/A	44	N/A
Motions decided .....	N/A	N/A	179	N/A
Miscellaneous .....	N/A	N/A	2,250	N/A
Total .....	N/A	N/A	2,693	N/A
Total other proceedings .....	N/A	N/A	2,765	N/A

Manner of disposition

Disposition of appeals (criminal)<sup>m</sup>

	Appeals		Original proceedings	Other proceedings	Total		
	Civil	Criminal					
Written opinion .....	60	40	40	0	140	Affirmed .....	13
						Affirmed with modifications .....	7
						Reversed, no retrial .....	1
						Reversed for expected retrial .....	10
						Dismissed .....	1

Boldface headings indicate the classifications used by the CSIM project.

N/A = This case type is handled by the court, but the data are unavailable.

X = The data for this case type are known to be included in the total but were not available by category.

<sup>e</sup>Cases not included in the total to avoid double counting:

Petitions for hearings granted are not counted as a disposed petition until the resulting appeal or original proceeding is disposed; a filing is not counted for the appeal or original proceeding. These granted petitions are the numbers appearing in parentheses.

<sup>j</sup>Explanation of data included in the category:

Direct criminal appeals are capital (death penalty) cases only.

<sup>m</sup>Information on disposition type or trial data:

Disposition of appeals data include only criminal appeals terminated by written opinion.

Source: Judicial Council of California, 1981 Annual Report of the Administrative Office of the California Courts (San Francisco, California: 1981). Statistics are from the annual report except that totals have been computed where necessary.

**CALIFORNIA COURTS OF APPEAL**  
**Intermediate appellate court**  
**5 districts, 59<sup>c</sup> Judges**  
**July 1, 1979 to June 30, 1980**

	Beginning pending	Filed	Disposed	End pending
<b>Cases:</b>				
<b>Appeals:</b>				
Civil .....	3,250	4,249	5,339	3,8139
Criminal .....	3,069	4,586	4,341	3,6499
Total appeals .....	6,319	8,835	9,680	7,4629
<b>Other cases:</b>				
<b>Original proceedings:</b>				
<b>Original jurisdiction:</b>				
Civil .....	N/A	4,260	X	N/A
Criminal .....	N/A	1,279	X	N/A
Total .....	N/A	5,539	5,325	N/A
Total other cases .....	N/A	5,539	5,325	N/A
<hr/>				
Total cases .....	6,319 <sup>i</sup>	14,374	15,005	7,4629 <sup>i</sup>
<b>Other proceedings:</b>				
Rehearing requests .....	N/A	N/A	1,499	N/A
<b>Other matters:</b>				
Motions to dismiss on clerk's certificate .....	N/A	383	N/A	N/A
Motions .....	N/A	N/A	1,322	N/A
Orders (miscellaneous) .....	N/A	N/A	10,185	N/A
Total .....	N/A	383 <sup>i</sup>	11,507 <sup>i</sup>	N/A
Total other proceedings .....	N/A	383 <sup>i</sup>	13,006 <sup>i</sup>	N/A

	<u>Manner of disposition</u>			<u>Disposition of appeals (criminal)</u>	
	<u>Civil</u>	<u>Criminal</u>	<u>Original proceedings</u>	<u>Total</u>	
Written opinion .....	2,816	3,359	484	6,659 <sup>m</sup>	Affirmed ..... 2,582 Affirmed with modifications ..... 424 Reversed, no retrial ..... 31 Reversed for expected retrial .... 275 Dismissed ..... 6

Status of pending caseload (6/30/80)

	<u>Civil</u>	<u>Criminal</u>	<u>Total</u>
Appeals not ready for calendar.....	2,005 <sup>h</sup>	2,245 <sup>m</sup>	4,250 <sup>h</sup>
Appeals argued, calendared, or ready for calendar..	1,808	1,404	3,212

Boldface headings indicate the classifications used by the CSIM project.

N/A = This case type is handled by the court, but the data are unavailable.

X = The data for this case type are known to be included in the total but were not available by category.

<sup>c</sup>Judge information:

There were 63.6 full-time judge equivalents in the Courts of Appeal during fiscal year 1979-1980.

<sup>9</sup>Change in pending does not equal the difference between filings and dispositions:

Figures are as reported in the annual report.

<sup>h</sup>Figure was computed:

The number of pending appeals not ready for calendar was computed by subtracting the number argued, calendared, or ready for calendar from the total number pending.

<sup>i</sup>Data are not complete:

Total cases pending do not include original proceedings.

Total other matters and other proceedings filed include only motions to dismiss on clerk's certificate. Filings are not reported for other categories.

Total other matters and other proceedings disposed do not include disposition of motions to dismiss on clerk's certification.

<sup>m</sup>Information on disposition type or trial data:

There were 5,120 authored majority opinions and 1,390 "by the court" majority opinions that disposed of 6,510 cases.

Source: Judicial Council of California, 1981 Annual Report of the Administrative Office of the California Courts (San Francisco, California: 1981). Statistics are from the annual report except that totals have been computed where necessary.

CALIFORNIA SUPERIOR COURT  
 Court of general jurisdiction  
 58 courts, 607 judges, and 98 full-time commissioners and referees  
 July 1, 1979 to June 30, 1980

	Beginning pending	Filed	Disposed	End pending
<b>Civil<sup>d</sup>:</b>				
<b>Tort:</b>				
Auto tort:				
Personal injury, death and property damage--motor vehicles .	N/A	53,636	41,076	N/A
Other tort .....	N/A	29,491	21,024	N/A
Total .....	N/A	83,127	62,100	N/A
<b>Real property rights:</b>				
Eminent domain (parcels) .....	N/A	2,507	1,246	N/A
<b>Domestic relations:</b>				
Marriage dissolution:				
Family law .....	N/A	175,675	145,517	N/A
<b>Estate:</b>				
Other estate:				
Probate and guardianship .....	N/A	64,256	60,944	N/A
<b>Mental health .....</b>	N/A	3,579	3,628	N/A
<b>Appeal:</b>				
Appeal of trial court case:				
Appeals from lower courts .....	N/A	12,366	11,355	N/A
<b>Extraordinary writ:</b>				
Habeas corpus .....	N/A	13,295	12,284	N/A
<b>Other civil:</b>				
Other complaints .....	N/A	89,934	53,682	N/A
Other petitions .....	N/A	103,703	63,337	N/A
Total .....	N/A	193,637	117,019	N/A
<b>Total civil .....</b>	N/A	548,442	414,093	N/A
<b>Criminal<sup>d</sup>:</b>				
<b>Felony:</b>				
Criminal .....	N/A	57,932	51,190	N/A
<b>Appeals .....</b>	N/A	2,488	2,166	N/A
<b>Total criminal .....</b>	N/A	60,420	53,356	N/A
<b>Juvenile:</b>				
<b>Criminal-type offense:</b>				
Delinquency .....	N/A	82,295	76,839	N/A
<b>Non-offense:</b>				
Dependency .....	N/A	19,559	17,755	N/A
<b>Total juvenile .....</b>	N/A	101,854	94,594	N/A
<b>Grand total .....</b>	N/A	710,716	562,043	N/A

	Trial <sup>d</sup>			Criminal dispositions <sup>m</sup>		
	Jury <sup>m</sup>	Non-jury	Total	Felony	Misdemeanor	Total
<b>Civil<sup>m</sup>:</b>						
Auto tort .....	1,909	110	2,019			
Other tort .....	X	X	2,042			
Real property rights .....	X	X	363			
Domestic relations .....	X	X	137,433			
Estate .....	X	X	56,252			
Mental health <sup>m</sup> .....	X	X	3,325			
Appeal <sup>m</sup> .....	X	X	10,962			
Extraordinary writ <sup>m</sup> .....	X	X	5,024			
Other civil .....	X	X	43,893			
Total .....	2,953	258,360	261,313			
<b>Criminal:</b>						
Felony .....	4,422	1,916	6,338			
Appeal <sup>m</sup> .....	0	1,562	1,562			
Total .....	4,422	3,478	7,900			
<b>Juvenile:</b>						
Criminal-type offense .....	--	68,304	68,304			
Non-offense .....	--	15,341	15,341			
Total .....	--	83,645	83,645			
<b>Grand total .....</b>	7,375	345,483	352,858			

(continued on next page)

Boldface headings indicate the classifications used by the CSIM project.  
 N/A = This case type is handled by the court, but the data are unavailable.  
 X = The data for this case type are known to be included in the total but were not available by category.

<sup>d</sup>Case definition or unit of count:

A civil case is counted with the filing of a petition or complaint.  
 The criminal case unit of count is the number of defendants on the information or indictment.  
 A jury trial is counted when the jury is sworn.  
 A non-jury trial is counted at the point when an opening statement or the introduction of any evidence occurs.

<sup>m</sup>Information on disposition type or trial data:

Civil trials include **mental health** hearings; they do not include habeas corpus hearings.  
 There were 2,812 juries sworn for the 2,953 **civil** cases disposed by jury trial, and 4,986 juries sworn for the 4,422 **criminal** defendants disposed by jury trial.  
**Civil appeals** and **criminal appeals** trial data are for **appeals** disposed by trial de novo; **appeals** disposed after hearing are not included.

Source: Judicial Council of California, 1981 Annual Report of the Administrative Office of the California Courts (San Francisco, California: 1981), and unpublished data provided by the administrative office of the courts. Statistics are from the annual report and unpublished data except that totals have been computed where necessary.

**CALIFORNIA JUSTICE COURT**  
**Court of limited jurisdiction**  
**100 courts, 101 judges**  
**July 1, 1979 to June 30, 1980**

	Beginning pending	Filed	Disposed	End pending
<b>Civil<sup>d</sup>:</b>				
<b>Small claims</b> .....	N/A	35,511	27,549	N/A
<b>Other civil</b> .....	N/A	17,699	12,559	N/A
<b>Total civil</b> .....	N/A	53,210	40,108	N/A
<b>Criminal<sup>d</sup>:</b>				
<b>Misdemeanor:</b>				
Group A misdemeanor .....	N/A	26,916	24,196	N/A
Group B misdemeanor .....	N/A	26,597	24,157	N/A
<b>Total</b> .....	N/A	53,513	48,353	N/A
<b>Ordinance violation:</b>				
Non-traffic infractions .....	N/A	4,698	3,921	N/A
<b>Preliminary hearing:</b>				
Felonies .....	N/A	8,974	7,064 <sup>k</sup>	N/A
<b>Total criminal</b> .....	N/A	67,185	59,338	N/A
<b>Traffic:</b>				
<b>Parking:</b>				
Illegal parking .....	N/A	129,102	102,139	N/A
<b>Other traffic violation:</b>				
Group C misdemeanor <sup>j</sup> .....	N/A	20,176 <sup>j</sup>	17,998 <sup>j</sup>	N/A
Group D misdemeanor .....	N/A	35,242	30,535	N/A
Traffic infractions .....	N/A	330,694	287,859	N/A
<b>Total</b> .....	N/A	386,112	336,392	N/A
<b>Total traffic</b> .....	N/A	515,214	438,531	N/A
<b>Grand total</b> .....	N/A	635,609	537,977	N/A

Trial<sup>d</sup>

Civil dispositions

	Jury	Non-jury	Total		Small claims	Other civil	Total
<b>Civil:</b>				Dismissed for lack of prosecution...	3,006	842	3,848
<b>Small claims</b> .....	72	19,792	19,864	Other dismissals or transfers .....	4,505	2,338	6,843
<b>Other civil</b> .....	31	2,270	2,301	Summary judgments .....	103	787	890
<b>Total</b> .....	103	22,062	22,165	All other judgments .....	71	6,291	6,362
<b>Criminal:</b>							
<b>Misdemeanor</b> .....	432	3,236	3,668				
<b>Ordinance violations</b> .....	1	193	194				
<b>Preliminary hearing</b> .....	34	3,234	3,268				
<b>Total</b> .....	467	6,663	7,130				
<b>Traffic:</b>							
<b>Parking</b> .....	2	1,280	1,282				
<b>Other traffic violations</b> ...	396	12,525	12,921				
<b>Total</b> .....	398	13,805	14,203				
<b>Grand total</b> .....	968	42,530	43,498				

<u>Traffic dispositions</u>				<u>Criminal dispositions</u>				
	<u>Parking</u>	<u>Other traffic violation</u>	<u>Total</u>	<u>Misdemeanor</u>	<u>Ordinance violation</u>	<u>Felonies</u>	<u>Total</u>	
Jury trial:								
Convicted .....	0	297	297	248	1	26	275	
Acquitted or dismissed .....	2	99	101	184	0	8	192	
Non-jury trial:								
Convicted .....	1,001	9,029	10,030					
Acquitted or dismissed .....	279	3,496	3,775	2,037	99	2,743	4,879	
Juvenile order ..	57	5,357	5,414	1,131	29	491	1,651	
Guilty plea .....	2,340	61,855	64,195	68	65	0	133	
Transferred .....	11	2,399	2,410	23,401	1,213	2,371	26,985	
Bail forfeiture ...	87,592	208,746	296,338	463	18	130	611	
Dismissals .....	10,857	45,114	55,971	13,691	1,753	0	15,444	
				7,130	743	1,295	9,168	

Boldface headings indicate the classifications used by the CSIM project.  
 N/A = This case type is handled by the court, but the data are unavailable.  
 -- = Not applicable.

<sup>d</sup>Case definition or unit of count:

A civil case is counted with the filing of a petition or complaint.  
 The criminal case unit of count is the number of defendants on the information, indictment, or complaint.  
 A jury trial is counted when jury selection begins.  
 A non-jury trial is counted at the point when an opening statement or the introduction of any evidence occurs.

<sup>j</sup>Explanation of data included in the category:

Group C misdemeanors include hit and run, drunk driving, reckless driving--injury, and driving under the influence of drugs cases.

<sup>k</sup>Additional information:

Of the 7,064 felony preliminary hearing cases disposed, 2,028 felony charges were reduced to misdemeanors.

Source: Judicial Council of California, 1981 Annual Report of the Administrative Office of the California Courts (San Francisco, California: 1980), and unpublished data provided by the administrative office of the court. Statistics are from the annual report and unpublished data except that totals have been computed where necessary.

CALIFORNIA MUNICIPAL COURT  
 Court of limited jurisdiction  
 83 courts, 472 authorized judgeships  
 July 1, 1979 to June 30, 1980

	Beginning pending	Filed	Disposed	End pending
<b>Civil:</b>				
Small claims .....	N/A	508,434	367,868	N/A
Other civil .....	N/A	481,663	326,943	N/A
Total civil .....	N/A	990,097	694,811	N/A
<b>Criminal:</b>				
<b>Misdemeanor:</b>				
Group A misdemeanor .....	N/A	365,898	330,666	N/A
Group B misdemeanor .....	N/A	174,858	158,679	N/A
Total .....	N/A	540,756	489,345	N/A
<b>Ordinance violation:</b>				
Non-traffic infractions .....	N/A	52,475	38,944	N/A
<b>Preliminary hearing:</b>				
Felonies .....	N/A	106,795	89,675 <sup>k</sup>	N/A
Total criminal .....	N/A	700,026	617,964	N/A
<b>Traffic:</b>				
<b>Parking:</b>				
Illegal parking .....	N/A	10,641,042	7,733,315	N/A
<b>Other traffic violation:</b>				
Group C misdemeanor <sup>j</sup> .....	N/A	282,361 <sup>j</sup>	223,267 <sup>j</sup>	N/A
Group D misdemeanor .....	N/A	243,895	264,990	N/A
Traffic infractions .....	N/A	4,600,688	3,969,723	N/A
Total .....	N/A	5,126,944	4,457,980	N/A
Total traffic .....	N/A	15,767,986	12,191,295	N/A
Grand total .....	N/A	17,458,109	13,504,070	N/A

Trial<sup>d</sup>

	Jury	Non-jury	Total
<b>Civil:</b>			
Small claims .....	0	285,701	285,701
Other civil .....	475	85,433	85,908
Total .....	475	371,134	371,609
<b>Criminal:</b>			
Misdemeanor .....	4,383	7,147	11,530
Ordinance violation .....	0	775	775
Felonies .....	99	46,840	46,939
Total .....	4,482	54,762	59,244
<b>Traffic:</b>			
Parking .....	0	155,271	155,271
Other traffic violation .....	3,347	106,199	109,546
Total .....	3,347	261,470	264,817
Grand total .....	8,304	687,366	695,670

Civil dispositions

	Small claims	Other civil	Total
Dismissed for lack of prosecution...	11,751	7,718	19,469
Other dismissals or transfers .....	70,416	68,680	139,096
Summary judgments .....	0	5,746	5,746
All other judgments .....	0	158,891	158,891

Traffic dispositions

	Parking	Other traffic violation	Total
<b>Jury trial:</b>			
Acquitted or dismissed .....	0	892	892
Convicted .....	0	2,455	2,455
<b>Non-jury trial:</b>			
Acquitted or dismissed .....	3,609	38,212	41,821
Convicted .....	151,662	67,987	219,649
Juvenile order .....	20	34,390	34,410
Bail forfeiture .....	6,458,422	2,488,529	8,946,951
Dismissals .....	1,026,682	864,027	1,890,709
Transferred .....	238	5,627	5,865

Criminal dispositions

	Misdemeanor	Ordinance violation	Felonies	Total
<b>Jury trial:</b>				
Acquitted or dismissed....	1,844	0	48	1,892
Convicted .....	2,539	0	51	2,590
<b>Non-jury trial:</b>				
Acquitted or dismissed....	3,138	278	3,355	6,771
Convicted or bound over...	3,929	444	43,479	47,852
Juvenile order .....	80	53	6	139
Pleas of guilty .....	325,629	9,850	23,197	358,676
Bail forfeitures .....	45,676	18,070	2	63,748
Dismissals .....	105,418	10,214	18,922	134,554
Transferred .....	1,092	35	615	1,742

---

Boldface headings indicate the classifications used by the CSIM project.  
N/A = This case type is handled by the court, but the data are unavailable.  
-- = Not applicable.

<sup>d</sup>Case definition or unit of count:

A civil case is counted with the filing of a petition or complaint.

The criminal case unit of count is the number of defendants on the information, indictment, or complaint.

A trial is counted when commenced. A jury trial is commenced once jury selection begins; a non-jury trial at the point when an opening statement or the introduction of any evidence occurs.

<sup>J</sup>Explanation of data included in the category:

Group C misdemeanors include hit and run, drunk driving, reckless driving--injury, and driving under the influence of drugs cases.

<sup>k</sup>Additional information:

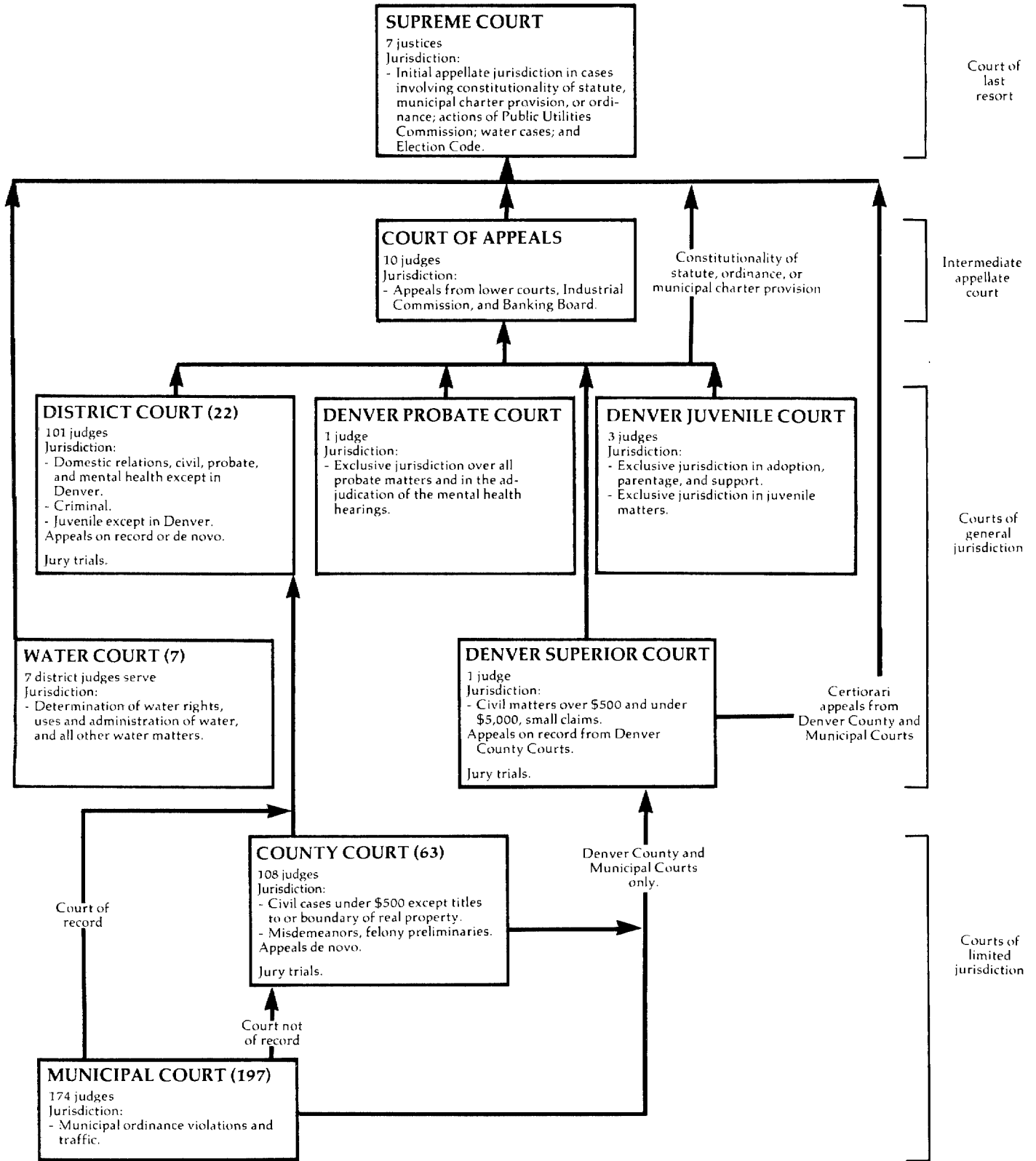
Of the 89,675 felony **preliminary hearing** dispositions, 15,114 felony charges were reduced to misdemeanors.

Source: Judicial Council of California, 1981 Annual Report of the Administrative Office of the California Courts (San Francisco, California: 1981) and unpublished data provided by the administrative office of the court. Statistics are from the annual report except that totals have been computed where necessary.

---



# COLORADO COURT SYSTEM, 1980



↑ Indicates route of appeal.

COLORADO SUPREME COURT  
Court of last resort  
7 justices  
July 1, 1979 to June 30, 1980

	Beginning pending	Filed	Disposed	End pending
<b>Cases:</b>				
<b>Appeals:</b>				
<b>Civil:</b>				
Civil .....	X	57J	X	X
<b>Criminal:</b>				
Criminal .....	X	151	X	X
Interlocutories .....	X	31	X	X
Total .....	X	182	X	X
<b>Postconviction remedy:</b>				
Habeas corpus .....	X	26	X	X
<b>Other appeals:</b>				
Statutory review .....	X	7	X	X
Reopened cases .....	X	3	X	X
Total .....	X	10	X	X
<b>Total appeals</b> .....	<u>X</u>	<u>275</u>	<u>X</u>	<u>X</u>
<b>Other cases:</b>				
<b>Original proceedings:</b>				
<b>Original jurisdiction:</b>				
Original proceedings .....	X	276	X	X
Interrogatories .....	X	1	X	X
Rule 21.1 .....	0	0	X	0
Bail reduction .....	X	0	X	X
Total .....	X	277	X	X
<b>Disciplinary matters:</b>				
Disciplinary proceedings .....	X	51	X	X
Total .....	X	328	X	X
<b>Requests to appeal:</b>				
Petitions in certiorari .....	X	347	X	X
<b>Total other cases</b> .....	<u>X</u>	<u>675</u>	<u>X</u>	<u>X</u>
<b>Total cases</b> .....	414	950	893	471

Manner of disposition

Written opinion .....	291
Without opinion .....	596
Transferred to Court of Appeals .....	6

Status of pending caseload (6/30/80)

<b>Cases not yet at issue:</b>	
Certiorari granted, awaiting briefs on merits .....	19
Appeals pending .....	91
Appeal on limited remand .....	3
Appeal held in abeyance .....	6
<b>Cases at issue:</b>	
Cases at issue awaiting oral argument .....	84
Cases orally argued awaiting opinion .....	130
Cases submitted without argument .....	38
Opinion announced awaiting action on rehearing .....	26

Boiface headings indicate the classifications used by the CSIM project.

X = The data for this case type are known to be included in the total but were not available by category.

JExplanation of data included in the category:

**Civil appeals** includes water cases, P.U.C. decisions, and constitutional questions.

Source: Office of the State Court Administrator, Annual Report, Colorado Judiciary 1979-80 (Denver, Colorado: 1980). Statistics are from the annual report except that totals have been computed where necessary.

COLORADO COURT OF APPEALS  
Intermediate appellate court  
10 judges  
July 1, 1979 to June 30, 1980

	Beginning pending	Filed	Disposed	End pending
<b>Cases:</b>				
<b>Appeals:</b>				
Civilj .....	X	818j	X	X
Criminal .....	X	280	X	X
<b>Appeal of administrative agency case:</b>				
Industrial commission .....	X	96	X	X
Total appeals .....	X	1,194	X	X
<b>Other cases:</b>				
Requests to appeal .....	X	13	X	X
Sentence review only .....	X	13	X	X
Total other cases .....	X	13	X	X
<b>Total cases .....</b>	<b>1,098<sup>f</sup></b>	<b>1,207</b>	<b>1,166</b>	<b>1,139</b>

<u>Manner of disposition</u>	284	<u>Status of pending caseload (6/30/80)</u>			
Published opinion .....	284				
Unpublished opinion .....	436				
Without opinion .....	316				
Transferred to Supreme Court .....	130				
		<u>Appeals</u>			
		<u>Civil</u>	<u>Criminal</u>	<u>Agency</u>	<u>Total</u>
Cases not yet at issue .....		X	X	X	612
<b>Cases at issue:</b>					
At issue awaiting oral argument ....	171	109	11	291	
Orally argued awaiting opinion .....	101	41	7	149	
Submitted without oral argument ....	X	X	X	87	
Total at issue .....	X	X	X	527	

Boldface headings indicate the classifications used by the CSIM project.

Blank space = Not enough information is known. The case category may or may not be handled by the court.  
X = The data for this case type are known to be included in the total but were not available by category.

<sup>f</sup>Beginning pending figure for the 1980 court year does not equal the end pending figure for the 1979 court year:  
Figures are as given in the annual report.

<sup>j</sup>Explanation of data included in the category:

**Civil appeals** include appeals from courts, administrative boards, and agencies within the jurisdiction of the court except for the Industrial Commission.

Source: Office of the State Court Administrator, Annual Report, Colorado Judiciary 1979-80 (Denver, Colorado: 1980). Statistics are from the annual report except that totals have been computed where necessary.

COLORADO DISTRICT COURT,  
DENVER SUPERIOR COURT, DENVER JUVENILE COURT,  
AND DENVER PROBATE COURT  
Court of general jurisdiction  
22 districts, 106<sup>c</sup> judges  
July 1, 1979 to June 30, 1980

	Beginning pending	Filed	Disposed	End pending
<b>Civil:</b>				
<b>Law:</b>				
Money demands .....	X	20,551	15,834	X
<b>Tort:</b>				
<b>Auto tort:</b>				
Personal injury--motor vehicle .....	X	1,836	1,419	X
<b>Other tort:</b>				
Personal injury--other .....	X	1,368	1,100	X
Property damage .....	X	1,114	842	X
Wrongful death .....	X	162	97	X
Total .....	X	2,644	2,039	X
Total .....	X	4,480	3,458	X
<b>Real property rights:</b>				
Real and personal property .....	X	6,741	5,378	X
<b>Domestic relations:</b>				
<b>Marriage dissolution:</b>				
Dissolution of marriage .....	X	25,585	23,716	X
Legal separation .....	X	483	460	X
Invalidity of marriage .....	X	105	103	X
Total .....	X	26,173	24,279	X
<b>Support/custody:</b>				
Paternity and support .....	X	3,752	2,884	X
Child custody .....	X	266	182	X
Reciprocal nonsupport interstate .....	X	6,519	5,711	X
Reciprocal support intrastate .....	X	975	797	X
Total .....	X	11,512	9,574	X
<b>Adoption</b> .....	X	2,260	2,077	X
<b>Other domestic relations:</b>				
Miscellaneous .....	X	572	215	X
Postjudgment actions .....	X	8,730	10,071	X
Total .....	X	9,302	10,286	X
Total .....	X	49,247	46,216	X
<b>Estate:</b>				
<b>Probate/wills/intestate:</b>				
Intestates .....	X	1,450	1,189	X
Testates .....	X	3,729	2,975	X
Small estates .....	X	189	181	X
Total .....	X	5,368	4,345	X
<b>Guardianship/conservatorship/trusteeship:</b>				
Guardianships .....	X	421	389	X
Conservatorships .....	X	790	441	X
Total .....	X	1,211	830	X
<b>Other estate:</b>				
Miscellaneous .....	X	644	876	X
Postjudgment actions .....	X	482	753	X
Total .....	X	1,126	1,629	X
Total .....	X	7,705	6,804	X
<b>Mental health:</b>				
Short-term treatment .....	X	1,229	1,152	X
Developmentally disabled admissions .....	X	52	21	X
Petition for evaluation .....	X	749	788	X
Long-term treatment .....	X	16	43	X
Alcoholism commitments .....	X	355	282	X
Postjudgment actions .....	X	655	805	X
Miscellaneous .....	X	122	72	X
Total .....	1,280	3,178	3,163	1,295
<b>Appeal:</b>				
<b>Appeal of administrative agency case:</b>				
Administrative review and local governments .....	X	465	427	X
<b>Appeal of trial court case:</b>				
County court appeals .....	X	111	113	X
Total .....	X	576	540	X
<b>Extraordinary writs:</b>				
Miscellaneous .....	X	5,017	3,822	X
<b>Other civil:</b>				
Postjudgment actions .....	X	<u>7,892</u>	<u>9,521</u>	<u>X</u>
<b>Total civil</b> .....	X	105,387	94,736	X

(continued on next page)

**Criminal<sup>d</sup>:**

**Felony:**

Offenses against the person .....	X	2,182	1,705	X
Offenses against property .....	X	6,498	4,790	X
Offense involving fraud .....	X	989	731	X
Offenses involving governmental operation .....	X	314	248	X
Drug and narcotic offenses .....	X	978	711	X
Miscellaneous offenses .....	X	1,516	1,411	X
Total .....	X	12,477	9,596	X

**Appeal:**

**Appeal of trial court case:**

County court appeals .....	X	427	404	X
----------------------------	---	-----	-----	---

**Other criminal:**

Non-offense <sup>j</sup> .....	X	506	351	X
Postjudgment actions .....	X	4,114	4,389	X
Total .....	X	4,620	4,740	X

Total criminal .....	12,562	17,524	14,740	15,346
----------------------	--------	--------	--------	--------

**Juvenile:**

**Criminal-type offense:**

Delinquency .....	X	6,543	5,070	X
-------------------	---	-------	-------	---

**Status offense:**

Child in need of support .....	X	150	459	X
--------------------------------	---	-----	-----	---

**Non-offense:**

Dependency and neglect petitions .....	X	2,468	1,861	X
--	---	-------	-------	---

**Other juvenile:**

Relinquishments .....	X	694	629	X
Miscellaneous .....	X	820	702	X
Postjudgment actions .....	X	6,227	6,311	X
Total .....	X	7,741	7,642	X

Total juvenile .....	X	16,902	15,032	X
----------------------	---	--------	--------	---

Grand total .....	106,624 <sup>f</sup>	139,813	124,508	121,929
-------------------	----------------------	---------	---------	---------

Boldface headings indicate the classifications used by the CSIM project.

X = The data for this case type are known to be included in the total but were not available by category.

<sup>c</sup>Judge information:

Five of these 106 judges serve in the Denver Superior, Juvenile, and Probate Courts.

<sup>d</sup>Case definition or unit of count:

A civil case is counted with the filing of a petition or complaint.

The criminal case unit of count is the number of defendants on the information or indictment.

<sup>f</sup>Beginning pending figure for the 1980 court year does not equal the end pending figure for the 1979 court year:

Figure is as given in the annual report.

<sup>j</sup>Explanation of data included in the category:

Personal injury--motor vehicle includes related property damage.

Miscellaneous under **extraordinary writs** includes habeas corpus and other remedial writs, injunctions, etc.

**Criminal non-offense** cases include extraditions, revocations, parole, and release from commitment hearings.

Source: Office of the State Court Administrator, Annual Report, Colorado Judiciary 1979-80 (Denver, Colorado: 1980). Statistics are from the annual report except that totals have been computed where necessary.

**COLORADO WATER COURTS<sup>a</sup>**  
**Court of general jurisdiction**  
**7 districts, 7 district judges serve**  
**July 1, 1979 to June 30, 1980**

	Beginning pending	Filed <sup>j</sup>	Disposed	End pending
<b>Civil<sup>d</sup>:</b>				
<b>Real property rights:</b>				
Water adjudications .....	X	X	X	X
Diligence findings .....	X	X	X	X
Review petitions .....	X	X	X	X
Other .....	X	X	X	X
Total .....	4,017	2,226	2,445	3,788
Total civil .....	4,017	2,226	2,445	3,788
Grand total .....	4,017	2,226	2,445	3,788

Boldface headings indicate the classifications used by the CSIM project.  
 X = The data for this case type are known to be included in the total but were not available by category.

<sup>a</sup>Court jurisdiction:

Since District Court judges serve this court, data for this court are included with the general jurisdiction courts.

<sup>d</sup>Case definition or unit of count:

A civil case is counted with the filing of a petition or complaint.

<sup>j</sup>Explanation of data included in the category:

Filed includes original actions filed and postjudgment actions filed.

Source: Office of the State Court Administrator, Annual Report, Colorado Judiciary 1979-80 (Denver, Colorado: 1980). Statistics are from the annual report except that totals have been computed where necessary.

**COLORADO COUNTY COURT**  
**Court of limited jurisdiction**  
**63 counties, 108 judges**  
**July 1, 1979 to June 30, 1980**

	Beginning pending	Filed	Disposed	End pending
<b>Civil<sup>d</sup>:</b>				
<b>Small claims</b> .....	2,981 <sup>f</sup>	13,036	10,769	5,248
<b>Other civil:</b>				
Civil .....	13,487 <sup>f</sup>	62,003	48,473	27,017
Total civil .....	16,468 <sup>f</sup>	75,039	59,242	32,265
<b>Criminal<sup>d</sup>:</b>				
<b>Misdemeanor<sup>j</sup></b> .....	13,128 <sup>f</sup>	38,400	34,031	17,497
Preliminary hearing .....	0	2,732	2,732	0
Total criminal .....	13,128 <sup>f</sup>	41,132	36,763	17,497
<b>Traffic:</b>				
Total traffic .....	51,664 <sup>f</sup>	179,602	167,037	64,229
<b>Grand total</b> .....	81,260 <sup>f</sup>	295,773	263,042	113,991

	Trial <sup>d1</sup>		
	Jury	Non-jury	Total
<b>Civil:</b>			
Small claims .....	--	3,968 <sup>i</sup>	3,968 <sup>i</sup>
Other civil .....	41 <sup>i</sup>	3,181 <sup>i</sup>	3,222 <sup>i</sup>
Total .....	41 <sup>i</sup>	7,149 <sup>i</sup>	7,190 <sup>i</sup>
<b>Criminal:</b>			
Misdemeanor .....	272 <sup>i</sup>	1,674 <sup>i</sup>	1,946 <sup>i</sup>
Traffic .....	755 <sup>i</sup>	7,039 <sup>i</sup>	7,794 <sup>i</sup>
Total .....	1,068 <sup>i</sup>	15,862 <sup>i</sup>	16,930 <sup>i</sup>

Boldface headings indicate the classifications used by the CSIM project.  
 -- = Not applicable.

<sup>d</sup>Case definition or unit of count:

A civil case is counted with the filing of a petition or complaint.

The criminal case unit of count is the number of defendants on the information, indictment, or complaint.

A jury trial is counted when the jury is sworn.

<sup>f</sup>Beginning pending figure for the 1980 court year does not equal end pending figure for the 1979 court year:

Pending data were revised by the administrative office of the court.

<sup>i</sup>Data are not complete:

No trial data were available for the court located in Huerfano County.

<sup>j</sup>Explanation of data included in the category:

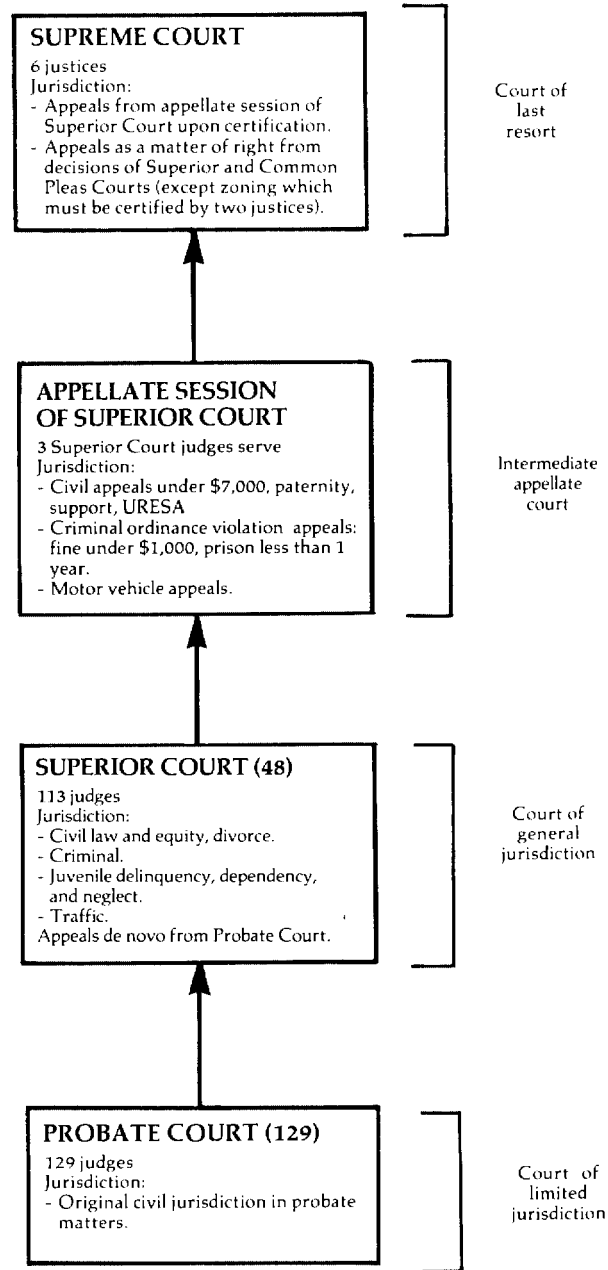
Misdemeanor data include only those cases filed as misdemeanors, and not those filed as felonies but reduced to misdemeanors.

Source: Office of the State Court Administrator, Annual Report, Colorado Judiciary 1979-80 (Denver, Colorado: 1980). Statistics are from the annual report except that totals have been computed where necessary.

**COLORADO MUNICIPAL COURT**  
**Court of limited jurisdiction**  
**197 courts, 174 judges**  
**July 1, 1979 to June 30, 1980**

There were no data available for cases handled in the Municipal Court for fiscal year 1979-80.

# CONNECTICUT COURT SYSTEM, 1980



↑ Indicates route of appeal.

\*On July 1, 1978, the Court of Common Pleas and the Juvenile Court were abolished. Their jurisdiction was transferred to the Superior Court.

CONNECTICUT SUPREME COURT  
Court of last resort  
6 Justices  
July 1, 1979 to June 30, 1980

	Beginning pending	Filed	Disposed	End pending
<b>Cases:</b>				
<b>Appeals:</b>				
Civil .....	522	437	459	500
Criminal .....	154	121	94	181
Total appeals .....	676	558	553	681 <sup>k</sup>
<b>Other cases:</b>				
Original proceedings .....				
Requests to appeal:				
Petitions for certification .....	15 <sup>l</sup>	117 <sup>l</sup>	118	14 <sup>l</sup>
Total other cases .....	15	117	118	14
Total cases .....	691	675	671	695
<b>Other proceedings:</b>				
<b>Other matters:</b>				
Motions .....	N/A	N/A	342	N/A
Reservations .....	N/A	N/A	5	N/A
Total .....	N/A	N/A	347	N/A
Total other proceedings .....	N/A	N/A	347	N/A

	Manner of disposition			Disposition of appeals <sup>l</sup>
	Civil	Criminal	Total	
By opinion .....	247	57	304	Affirmed (no error) .....
				Reversed (error, no further proceedings).....
				Reversed and remanded (error, further proceedings)....
				Reservations .....
				Transferred to Appellate Session .....

Boldface headings indicate the classifications used by the CSIM project.  
Blank space = Not enough information is known. The case category may or may not be handled by the court.  
N/A = This case type is handled by the court, but the data are unavailable.

<sup>k</sup>Additional information:

Sixty-seven of the appeals pending at the end of the year were awaiting publication of opinion.

<sup>l</sup>Special source or revision in the data:

The number of petitions for certification pending and filed and the dispositions of appeals data were provided by the office of the Chief Court Administrator during data verification.

Source: Chief Justice and Chief Court Administrator, Judicial Department, Report of the Judicial Department, State of Connecticut, July 1, 1978 to June 30, 1980 (Hartford, Connecticut: January, 1981). Statistics are from the report except that totals have been computed where necessary, and additional information was supplied by the Office of the Chief Court Administrator during data verification.

APPELLATE SESSION OF SUPERIOR COURT, CONNECTICUT  
Intermediate appellate court  
3 Superior Court judges serve  
July 1, 1979 to June 30, 1980

	Beginning pending	Filed	Disposed	End pending
<b>Cases:</b>				
<b>Appeals:</b>				
Civil .....	114	90	143	61
Criminal .....	71	32	54	49
Total appeals .....	185	122	197	110 <sup>k</sup>
Total cases .....	185	122	197	110 <sup>k</sup>

	Manner of disposition		
	Civil	Criminal	Total
By opinion .....	74	35	109

Boldface headings indicate the classifications used by the CSIM project.

<sup>k</sup>Additional information:

Twenty-five of the appeals pending at the end of the year were awaiting publication of their opinions.

Source: Chief Justice and Chief Court Administrator, Judicial Department, Report of the Judicial Department July 1, 1978 to June 30, 1980 (Hartford, Connecticut: 1981). Statistics are from the biennial report except that totals have been computed where necessary.



**CONNECTICUT SUPERIOR COURT**  
**Court of general jurisdiction**  
**48 courts, 113 judges**  
**July 1, 1979 to June 30, 1980**

	Beginning pending	Filed	Disposed	End pending
<b>Civil<sup>d</sup>:</b>				
<b>Law:</b>				
Civil <sup>j</sup> .....	58,321 <sup>fj</sup>	45,017 <sup>j</sup>	45,585 <sup>j</sup>	57,753 <sup>j</sup>
Civil--Housing Sessions .....	72	268	146	194
Total .....	58,393 <sup>f</sup>	45,285	45,731	57,947
<b>Real property rights:</b>				
Summary process--Housing Sessions .....	749	5,772	5,827	694
<b>Small claims:</b>				
Small claims .....	N/A	89,788	N/A	N/A
Small claims--Housing Sessions .....	331	1,540	1,196	675
Total .....	331 <sup>i</sup>	91,328	1,196 <sup>i</sup>	675 <sup>i</sup>
<b>Domestic relations:</b>				
Marriage dissolution .....	11,952 <sup>f</sup>	17,172	17,795	11,329
<b>Other domestic relations:</b>				
Termination of parental rights .....	112 <sup>f</sup>	212	208	116
Total .....	12,064 <sup>f</sup>	17,384	18,003	11,445
<b>Mental health:</b>				
Revocation of commitment .....	74	227	238	63
Total civil .....	71,611 <sup>i</sup>	159,996	69,915 <sup>i</sup>	70,824 <sup>i</sup>
<b>Criminal<sup>d</sup>:</b>				
<b>Felony:</b>				
Part A criminal .....	2,892 <sup>k</sup>	4,676	4,230	3,368 <sup>gk</sup>
<b>Felony/misdemeanor:</b>				
Part B criminal .....	7,585 <sup>k</sup>	104,272	94,419	10,027 <sup>gk</sup>
<b>Other criminal:</b>				
Criminal--Housing Sessions .....	66	231	213	84
Total criminal .....	10,543	109,179	98,862	13,479 <sup>g</sup>
<b>Traffic:</b>				
<b>Other traffic violation:</b>				
Motor vehicle .....	5,483	X	X	11,090
Infractions awaiting payment .....	13,047	X	X	13,414
Total .....	18,530	344,819	338,845	24,504
Total traffic .....	18,530	344,819	338,845	24,504
<b>Juvenile:</b>				
<b>Criminal--type offense:</b>				
Family juvenile cases .....	3,858 <sup>f</sup>	15,678	16,253	3,282 <sup>g</sup>
<b>Non-offense:</b>				
Neglect .....	383 <sup>f</sup>	747	742	388
Total juvenile .....	4,241 <sup>f</sup>	16,425	16,995	3,670 <sup>g</sup>
Grand total .....	104,925 <sup>i</sup>	630,419	524,617 <sup>i</sup>	112,477 <sup>i</sup>

	Trial <sup>dm</sup>			Criminal dispositions	
	Jury	Non-jury	Total	Part A <sup>l</sup>	Part B
<b>Civil:</b>					
Law <sup>m</sup> .....	377	2,498	2,875	77	N/A
Domestic relations <sup>m</sup> .....	--	1,078	1,078	54	N/A
Total .....	377	3,576	3,953		
<b>Criminal:</b>					
Felony .....	214	0	214	8	N/A
Felony/misdemeanor .....	245	834	1,079	30	N/A
Total .....	459	834	1,293	2,974	N/A
Total .....	836	4,410	5,246	193	N/A
				894	N/A
				--	4,652

Status of pending caseload (6/30/80)

	Criminal Part A
Waiting plea .....	303
Waiting trial .....	2,806
Waiting sentence .....	259

Age of pending caseload (months) (6/30/80)

Criminal Part A .....	0-6 months	6-12 months	Over 12 months	
	1,851	690	827	
<b>Juvenile:</b>				
Criminal-type offense .....	1,798	814	388	283

(continued on next page)

Boldface headings indicate the classifications used by the CSIM project.  
 N/A = This case type is handled by the court but the data are unavailable.  
 X = The data for this case type are known to be included in the total but were not available by category.  
 -- = Not applicable.

<sup>d</sup>Case definition or unit of count:

A civil case is counted with the filing of a petition or complaint.  
 The criminal case unit of count is the number of defendants on the information or indictment.  
 A jury trial is counted when the jury is sworn.  
 A non-jury trial is counted when the first witness is sworn.

<sup>f</sup>Beginning pending figure for the 1980 court year does not equal the end pending figure for the 1979 court year:  
 Figures are given as in the report.

<sup>g</sup>Change in pending does not equal the difference between filings and dispositions:

Pending figures are given for active cases only. There was no information available on the number of cases transferred from active to inactive status or from inactive to active status during the year, resulting in the imbalance.

<sup>i</sup>Data are not complete:

**Small claims** pending and disposition figures only include small claims cases from the Housing Session. This affects the total **small claims**, total civil and grand total pending and disposed figures.

<sup>j</sup>Explanation of data included in the category:

Civil law cases include **torts**, **contracts**, collection cases, appeals of wills and estates in trust from the Probate Court.

<sup>k</sup>Additional information:

In addition to the data included in the profile, there were 965 inactive Part A criminal cases and 13,508 inactive Part B (5,035 in diversionary stage and 8,473 with rearrest pending) cases pending at the beginning of the year and 935 Part A and 16,267 Part B (6,884 in diversionary stage and 9,383 with rearrest pending) cases pending at the end of the year.

<sup>l</sup>Special source or revision in the data:

Information on the type of disposition for criminal Part A cases was provided by the Office of the Chief Court Administrator during data verification.

<sup>m</sup>Information on trial or type of disposition data:

Data for civil trials are given for law cases on the jury, non-jury, or appeal of administrative agency case trial lists and **domestic relations marriage dissolution** cases.  
 Data were not available for any cases handled by the Housing Sessions or for **civil**, **small claims** or **law** cases disposed in the geographic area courts, formerly the Courts of Common Pleas.

Source: Chief Court Administrator, Judicial Department, Report of the Judicial Department, State of Connecticut, July 1, 1978-June 30, 1980 (Hartford, Connecticut: January, 1981), and additional information was supplied by the Office of the Chief Court Administrator during data verification.

CONNECTICUT PROBATE COURT  
 Court of limited jurisdiction  
 129 courts, 129 judges  
 July 1, 1979 to June 30, 1980

	Beginning pending	Filed	Disposed	End pending
<b>Civil:</b>				
<b>Domestic relations:</b>				
<b>Support/custody:</b>				
Temporary custody .....	N/A	24	N/A	N/A
<b>Adoption:</b>				
Approval of adoption agreement .....	N/A	1,008	N/A	N/A
<b>Other domestic relations:</b>				
Termination of parental rights .....	N/A	690	N/A	N/A
Combination termination of parental rights and adoption ....	N/A	113	N/A	N/A
Paternity claims .....	N/A	5	N/A	N/A
Marriages (permission and waiver) .....	N/A	962	N/A	N/A
Other applications or petitions .....	N/A	68	N/A	N/A
Total .....	N/A	1,838	N/A	N/A
Total .....	N/A	2,870	N/A	N/A
<b>Estate:</b>				
<b>Probate/wills/intestate:</b>				
Decedent's estate .....	N/A	32,848	N/A	N/A
<b>Guardianship/conservatorship/trusteeship:</b>				
Guardians .....	N/A	1,859	N/A	N/A
Conservators .....	N/A	3,971	N/A	N/A
Trustees .....	N/A	5,092	N/A	N/A
Total .....	N/A	10,922	N/A	N/A
Total .....	N/A	43,770	N/A	N/A
<b>Mental health:</b>				
Application for commitment-adult .....	N/A	1,272	N/A	N/A
Application for commitment-child .....	N/A	13	N/A	N/A
Application for release .....	N/A	11	N/A	N/A
Proceedings re mentally retarded persons .....	N/A	32	N/A	N/A
Total .....	N/A	1,528	N/A	N/A
Total civil .....	N/A	48,168	N/A	N/A
Grand total .....	N/A	48,168	N/A	N/A

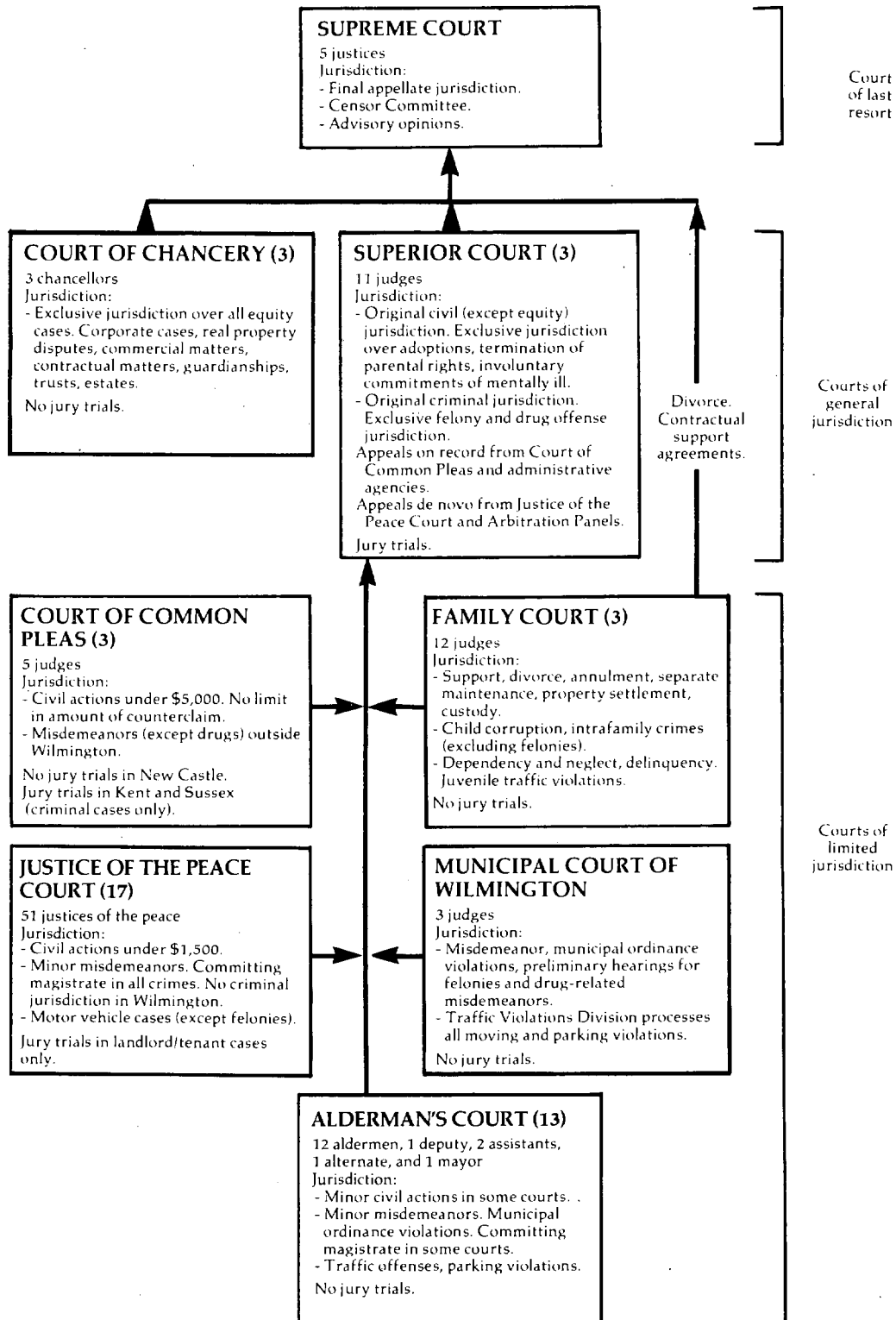
Boldface headings indicate the classifications used by the CSIM project.  
 N/A = This case type is handled by the court, but the data are unavailable.

<sup>d</sup>Case definition or unit of count:

A civil case is counted with the filing of a petition or complaint.

Source: Chief Court Administrator, Judicial Department, Report of the Judicial Department, State of Connecticut, July 1, 1978-June 30, 1980 (Hartford, Connecticut: January, 1981). Statistics are from the biennial report except that totals have been computed where necessary.

# DELAWARE COURT SYSTEM, 1980



↑ Indicates route of appeal.

DELAWARE SUPREME COURT  
 Court of last resort  
 5 justices  
 July 1, 1979 to June 30, 1980

	Beginning pending	Filed	Disposed	End pending
<b>Cases:</b>				
<b>Appeals:</b>				
Civil .....	161	215	242	134
Criminal .....	135	107	111	131
Total appeals .....	296	322	353	265
<b>Other cases:</b>				
<b>Original proceedings:</b>				
<b>Original jurisdiction:</b>				
Original applications .....	11	5	8	8
Certifications .....	1	5	3	3
Total .....	12	10	11	11
Advisory opinions .....	2	0	2	0
Total original proceedings .....	14	10	13	11
Total other cases .....	14	10	13	11
<b>Total cases .....</b>	<b>310</b>	<b>332</b>	<b>366</b>	<b>276</b>

Boldface headings indicate the classifications used by the CSIM project.

Source: Director, Administrative Office of the Courts, 1980 Annual Report of the Delaware Judiciary (Wilmington, Delaware: 1980). Statistics are from the annual report except that totals have been computed where necessary.

DELAWARE SUPERIOR COURT  
Court of general jurisdiction  
3 counties, 11 judges  
July 1, 1979 to June 30, 1980

	Beginning pending	Filed	Disposed	End pending
<b>Civil<sup>d</sup>:</b>				
<b>Law:</b>				
Complaints .....	2,689	2,095	1,886	2,898
<b>Real property rights:</b>				
Mechanic's liens and mortgages .....	464	662	651	475
<b>Domestic relations:</b>				
<b>Other domestic relations:</b>				
Terminations and adoptions .....	181	309	282	208
<b>Mental health:</b>				
Involuntary commitments .....	135 <sup>f</sup>	644	654	125
<b>Appeal .....</b>	385	269	312	3439
<b>Other civil:</b>				
Miscellaneous .....	214	421	404	231
<b>Total civil .....</b>	4,068 <sup>f</sup>	4,400	4,189	4,2809
<b>Criminal<sup>d</sup>:</b>				
<b>Felony/misdemeanor:</b>				
Criminal <sup>j</sup> .....	1,181	2,931	2,970	1,326 <sup>k</sup>
Appeal .....	(j)	184	(j)	(j)
<b>Total criminal .....</b>	1,181	3,115	2,970 <sup>k</sup>	1,326 <sup>k</sup>
<b>Grand total .....</b>	5,249 <sup>f</sup>	7,515	7,159	5,6069

Trial<sup>dk</sup>

	Jury	Non-jury	Total
<b>Civil<sup>m</sup>:</b>			
Law .....	X	X	115
Real property rights ...	X	X	9
Total .....	X	X	124
Criminal .....	218	37	255
Total .....	N/A	N/A	379

Civil dispositions<sup>m</sup>

	Real property Domestic Mental						Total
	Law rights	relations	health	Appeal	Other		
Granted .....	--	--	269	--	--	308	577
Dismissed .....	288	85	13	227	128	91	832
Withdrawn:							
Voluntary dismissal .....	1,011	172	0	69	0	0	1,252
Uncontested voluntary commitment .....	--	--	--	427	--	--	427
Default judgment for plaintiff ..	318	365	--	--	--	0	683
Other judgment for plaintiff ...	102	18	--	--	--	0	120
Judgment for defendant .....	22	2	--	--	--	0	24
Affirmed .....	--	--	--	--	52	0	52
Reversed .....	--	--	--	--	28	0	28
Remanded .....	--	--	--	30	0	0	30
Transferred .....	28	0	0	0	3	0	31
Other .....	2	0	0	0	2	5	9

Time interval data (average days)<sup>n</sup>

	Between filing and disposition
<b>Civil:</b>	
Law .....	508.1
Real property rights .....	267.0
Other domestic relations .....	145.7
Mental health .....	32.7
Appeal .....	573.6
Other civil .....	144.5

Criminal dispositions<sup>k</sup>

	Felony/misdemeanor
<b>Jury trial:</b>	
Guilty .....	119
Guilty plea .....	16
Not guilty .....	41
Dismissal at trial .....	5
Nolle prosequi at trial ..	19
Hung jury .....	13
Mistrial .....	4
Directed verdict of acquittal .....	1
<b>Non-jury trial:</b>	
Guilty .....	27
Guilty plea .....	0
Not guilty .....	9
Dismissed at trial .....	1
Plea .....	1,810
Total trial conviction .....	162
Total acquittal .....	50
Dismissal .....	29
Nolle prosequi .....	810
Appeal dismissed, record remanded .....	48
Remand .....	4
Diversion .....	9
Consolidation .....	5

Time interval data (average days)

	Mean	Median <sup>n</sup>
<b>Criminal:</b>		
Arrest to disposition <sup>n</sup> ...	78.5	64.0
Indictment to disposition <sup>n</sup> .....	52.5	37.5
Length of trial .....	2.04	N/A

(continued on next page)

Boldface headings indicate the classifications used by the CSIM project.  
 N/A = This case type is handled by the court, but the data are unavailable.  
 X = The data for this case type are known to be included in the total but were not available by category.  
 -- = Not applicable.

- <sup>d</sup>Case definition or unit of count:  
 A civil case is counted with the filing of a petition or complaint.  
 The criminal case unit of count is the number of defendants on the information, indictment, transfer, appeal, or reinstatement. A defendant with a consecutively numbered series of information, appeals, or transfers filed on the same day is counted as one defendant.  
 A jury trial is counted when the jury is sworn.  
 A non-jury trial is counted at the point when an opening statement or the introduction of any evidence occurs.
- <sup>f</sup>Beginning pending figure for the 1980 court year does not equal the end pending figure for the 1979 court year:  
 Figures are as given in the annual report.
- <sup>g</sup>Change in pending does not equal the difference between filings and dispositions:  
 Figures are as given in the annual report.
- <sup>j</sup>Explanation of data included in the category:  
 Involuntary commitment proceedings are held only in New Castle County.  
 Criminal cases include appeals that are tried de novo except for filings, which can be separated into new filings and appeals.
- <sup>k</sup>Additional information:  
 The number of pending criminal defendants displayed includes those which are triable and not triable.  
 In addition to the criminal case dispositions listed there were also 671 unindicted criminal cases disposed by nolle prosequi. These cases were not counted with the other criminal dispositions because these cases were never actually before the Superior Court. The cases had been bound over to Superior Court either because probable cause was found at the preliminary hearing, or because the preliminary hearing was waived, but either the Attorney General then decided not to seek indictment, or the grand jury ignored the indictment.  
 The trial information counts the number of trials held. More than one defendant's case may be disposed of by a single trial. There were 218 defendants whose cases were disposed of by jury trial, and 37 whose cases were disposed of by non-jury trial.
- <sup>m</sup>Information on disposition type or trial data:  
 Civil trial and disposition figures only include data for law and real property rights cases. No other civil cases are tried in this court.
- <sup>n</sup>Information on age of pending caseload or time interval data:  
 Arrest to disposition times include all defendants.  
 Indictment to disposition times include indicted defendants only.  
 Median time values were calculated using the grouped medians method.

Source: Director, Administrative Office of the Courts, 1980 Annual Report of the Delaware Judiciary (Wilmington, Delaware: 1980). Statistics are from the annual report except that totals have been computed where necessary.

DELAWARE COURT OF CHANCERY<sup>k</sup>  
 Court of general jurisdiction  
 3 counties, 3 chancellors  
 July 1, 1979 to June 30, 1980

	Beginning pending	Filed	Disposed	End pending
<b>Civil:</b>				
<b>Estate:</b>				
<b>Probate/wills/intestate:</b>				
Estates .....	2,527 <sup>f</sup>	1,757	1,852	2,432
<b>Guardianship/conservatorship/trusteeship:</b>				
Guardians for minors .....	1,049	179	185	1,043
Guardians for infirm .....	772	142	98	816
Trusts .....	1,986	163	136	2,013
Trustees for mentally ill .....	171	4	1	174
Total .....	3,978	488	420	4,046
<b>Other estate:</b>				
Other matters .....	324	81	63	342
Total .....	6,829 <sup>f</sup>	2,326	2,335	6,820
<b>Other civil:</b>				
Civil cases <sup>j</sup> .....	695	440	384	751
Total civil .....	7,524 <sup>f</sup>	2,766	2,719	7,571
<b>Grand total .....</b>	<b>7,524<sup>f</sup></b>	<b>2,766</b>	<b>2,719</b>	<b>7,571</b>

Boldface headings indicate the classifications used by the CSIM project.

- <sup>d</sup>Case definition or unit of count:  
 A civil case is counted with the filing of a petition or complaint.
- <sup>f</sup>Beginning pending figure for the 1980 court year does not equal the end pending figure for the 1979 court year:  
 This is due to adjustments made by the administrative office of the court.
- <sup>j</sup>Explanation of data included in the category:  
 Civil cases include corporate cases, equity, real property disputes (boundaries and title), commercial matters, contractual matters, Delaware's "Sunshine Law," etc. Corporate matters take up most of the time.
- <sup>k</sup>Additional information:  
 This profile does not include referrals to the Public Guardian. The Public Guardian refers cases to the Court of Chancery if he thinks a guardianship may be necessary. In the fiscal year 1979-80 there were 88 beginning pending, 204 filed, 247 disposed, and 45 end pending cases for the Public Guardian. The 204 filed cases were 11 guardianships and 193 investigations.

Source: Director, Administrative Office of the Courts, 1980 Annual Report of the Delaware Judiciary (Wilmington, Delaware: 1980). Statistics are from the annual report except that totals have been computed where necessary.

DELAWARE JUSTICE OF THE PEACE COURT  
 Court of limited jurisdiction  
 17 courts, 51 justices of the peace  
 July 1, 1979 to June 30, 1980

	Beginning pending	Filed	Disposed	End pending
<b>Civil<sup>d</sup>:</b>				
Total civil .....	14,766	19,028	19,382	14,412
<b>Criminal<sup>d</sup>:</b>				
<b>Misdemeanor:</b>				
Criminal .....	X	20,566	X	X
<b>Other criminal:</b>				
Fish/game .....	X	2,446	X	X
Other .....	X	3,695	X	X
Total .....	X	6,141	X	X
Total criminal .....	X	26,707	X	X
<b>Traffic:</b>				
Total traffic .....	X	103,834	X	X
Grand total .....	15,989 <sup>f</sup>	149,569	149,315	16,243

Criminal and traffic dispositions

By mail-in fine .....	75,114
By court appearance .....	53,543
By counsel appearance .....	1,276

Boldface headings indicate the classifications used by the CSIM project.

X = The data for this case type are known to be included in the total but were not available by category.

<sup>d</sup>Case definition or unit of count:

A civil case is counted with the filing of a petition or complaint.

The criminal case unit of count is the number of charges.

<sup>f</sup>Beginning pending figure for the 1980 court year does not equal the end pending figure for the 1979 court year:

The difference is due to adjustments made by the administrative office of the courts to the pending criminal caseload figures.

Source: Director, Administrative Office of the Courts, 1980 Annual Report of the Delaware Judiciary (Wilmington, Delaware: 1980). Statistics are from the annual report except that totals have been computed where necessary.

DELAWARE COURT OF COMMON PLEAS  
 Court of limited jurisdiction  
 3 courts, 5 judges  
 July 1, 1979 to June 30, 1980

	Beginning pending	Filed	Disposed	End pending
<b>Civil<sup>d</sup>:</b>				
<b>Other civil:</b>				
Complaints <sup>j</sup> .....	X	3,816	X	X
Miscellaneous <sup>j</sup> .....	X	253	X	X
Total .....	2,087	4,069	4,004	2,152
Total civil .....	2,087	4,069	4,004	2,152
<b>Criminal<sup>d</sup>:</b>				
<b>Misdemeanor:</b>				
Criminal .....	1,147	9,529	9,149	1,527
Total criminal .....	1,147	9,529	9,149	1,527
Grand total .....	3,234	13,598	13,153	3,679

Trial<sup>d</sup>

	<u>Jury<sup>d</sup></u>	<u>Non-jury</u>	<u>Total</u>
Criminal .....	54	9,095	9,149

(continued on next page)

Delaware Court of Common Pleas (continued)

Boldface headings indicate the classifications used by the CSIM project.  
 X = The data for this case type are known to be included in the total but were not available by category.

<sup>a</sup>Court jurisdiction:  
 Jury trials are not handled in the New Castle County Court of Common Pleas; jury trials for criminal cases are held in Kent and Sussex Counties. If a jury demand is made in New Castle County, the case is transferred to the Superior Court.

<sup>d</sup>Case definition or unit of count:  
 A civil case is counted with the filing of a petition or complaint.  
 The criminal case unit of count is the number of charges.  
 A jury trial is counted when the jury is sworn.

A non-jury trial is counted if the case is not disposed of by a jury trial. Disposition by guilty plea, nolle prosequi, dismissal, etc., are all counted as non-jury trials.

<sup>j</sup>Explanation of data included in the category:  
 "Complaints" includes complaints for damages (including those involving automobiles), replevins, foreign attachments, and domestic attachments.  
 "Miscellaneous" includes civil judgments and petitions for name change.

Source: Director, Administrative Office of the Courts, 1980 Annual Report of the Delaware Judiciary (Wilmington, Delaware: 1980). Statistics are from the annual report except that totals have been computed where necessary.

**DELAWARE FAMILY COURT**  
 Court of limited jurisdiction  
 3 courts, 12 judges  
 July 1, 1979 to June 30, 1980

	Beginning pending	Filed	Disposed <sup>k</sup>	End pending <sup>k</sup>
<b>Civil<sup>d</sup>:</b>				
<b>Domestic relations:</b>				
<b>Marriage dissolution:</b>				
Divorce and annulments .....	825	3,695	3,388	1,132
<b>Support/custody:</b>				
New support .....	X	3,388	X	X
Arrearages and modifications .....	X	3,449	X	X
Custody/visitation .....	X	2,495	X	X
Total .....	X	9,332	X	X
<b>Other domestic relations:</b>				
Visitation .....	X	537	X	X
Imperiling .....	X	490	X	X
Ancillary matters .....	X	1,327	X	X
Total .....	X	2,354	X	X
Total .....	825 <sup>i</sup>	15,381	3,388 <sup>i</sup>	1,132 <sup>g</sup>
<b>Other civil</b> .....	X	935	X	X
<b>Total civil</b> .....	2,993	16,316	15,125	4,184
<b>Criminal<sup>d</sup>:</b>				
<b>Other criminal:</b>				
Adult criminal .....	281 <sup>f</sup>	2,354	2,405	230
<b>Total criminal</b> .....	281 <sup>f</sup>	2,354	2,405	230
<b>Traffic:</b>				
<b>Other traffic violation:</b>				
Traffic--juvenile .....	X	754	X	X
<b>Total traffic</b> .....	X	754	X	X
<b>Juvenile:</b>				
<b>Criminal-type offense:</b>				
Felony .....	X	2,128	X	X
Misdemeanor .....	X	6,073	X	X
Total .....	X	8,201	X	X
<b>Status offense</b> .....	X	0	X	X
<b>Total juvenile</b> .....	X	8,201	X	X
<b>Grand total</b> .....	4,839 <sup>f</sup>	27,625	26,082	6,382

Boldface headings indicate the classifications used by the CSIM project.  
 X = The data for this case type are known to be included in the total but were not available by category.

<sup>d</sup>Case definition or unit of count:  
 A civil case is counted with the filing of a petition or complaint.  
 The criminal, traffic, and juvenile unit of count is the number of single incidents. Multiple complaints arising from a single incident are counted as a single petition.

<sup>f</sup>Beginning pending figure for the 1980 court year does not equal the end pending figure for the 1979 court year: Figures were adjusted from the 1979 annual report and are as given in the 1980 annual report.

<sup>g</sup>Change in pending does not equal the difference between filings and dispositions:  
 The total domestic relations end pending figure only includes marriage dissolution cases.

<sup>i</sup>Data are not complete:  
 Pending and disposed figures for total domestic relations include marriage dissolution cases only.

Source: Director, Administrative Office of the Courts, 1980 Annual Report of the Delaware Judiciary (Wilmington, Delaware: 1980). Statistics are from the annual report except that totals have been computed where necessary.



**MUNICIPAL COURT OF WILMINGTON, DELAWARE**  
**Court of limited jurisdiction**  
**1 court, 3 judges**  
**July 1, 1979 to June 30, 1980**

	Beginning pending	Filed	Disposed	End pending
<b>Criminal<sup>d</sup>:</b>				
<b>Other criminal:</b>				
Criminal <sup>j</sup> .....	538	8,559	8,422	675
Total criminal .....	538	8,559	8,422	675
<b>Traffic:</b>				
<b>Other traffic violation</b> .....	833	14,785	14,493	1,125
Total traffic .....	833	14,785	14,493	1,125
<b>Grand total</b> .....	1,371	23,344	22,915	1,800

Boldface headings indicate the classifications used by the CSIM project.

<sup>d</sup>Case definition or unit of count:

The criminal case unit of count is the number of charges.

<sup>j</sup>Explanation of data included in the category:

Criminal cases include **misdemeanor, ordinance violation, and preliminary hearing** cases.

Source: Director, Administrative Office of the Courts, 1980 Annual Report of the Delaware Judiciary (Wilmington, Delaware: 1980). Statistics are from the annual report except that totals have been computed where necessary.

**DELAWARE ALDERMAN'S COURT**  
**Court of limited jurisdiction**  
**13 courts, 12<sup>c</sup> aldermen and 1 mayor<sup>c</sup>**  
**July 1, 1979 to June 30, 1980**

	Beginning pending	Filed	Disposed	End pending
<b>Civil<sup>d</sup>:</b>				
<b>Small claims:</b>				
Other .....	75 <sup>f</sup>	361	356	80
Total civil .....	75 <sup>f</sup>	361	356	80
<b>Criminal<sup>d</sup>:</b>				
<b>Misdemeanor:</b>				
Criminal .....	221 <sup>fi</sup>	1,360 <sup>i</sup>	1,598	424 <sup>i</sup>
Total criminal .....	221 <sup>fi</sup>	1,360 <sup>i</sup>	1,598	424 <sup>i</sup>
<b>Traffic<sup>d</sup>:</b>				
Total traffic .....	702 <sup>fi</sup>	10,084 <sup>i</sup>	14,933	751 <sup>i</sup>
<b>Grand total</b> .....	1,027 <sup>fi</sup>	13,440 <sup>i</sup>	16,887	1,281 <sup>i</sup>

Boldface headings indicate the classifications used by the CSIM project.

N/A = This case type is handled by the court, but the data are unavailable.

<sup>c</sup>Judge information:

In addition to the aldermen and mayor serving this court, there are also 1 deputy, 2 assistants, and 1 alternate alderman.

<sup>d</sup>Case definition or unit of count:

A civil case is counted with the filing of a petition or complaint.

The criminal and traffic case unit of count is the number of charges.

<sup>f</sup>Beginning pending figure for the 1980 court year does not equal the end pending figure for the 1979 court year:

Data reported for 1980 were more complete than those reported for 1979, affecting the size of the pending caseload reported.

<sup>g</sup>Change in pending does not equal the difference between filings and dispositions:

This is due to the various sources of missing data listed below.

<sup>i</sup>Data are not complete:

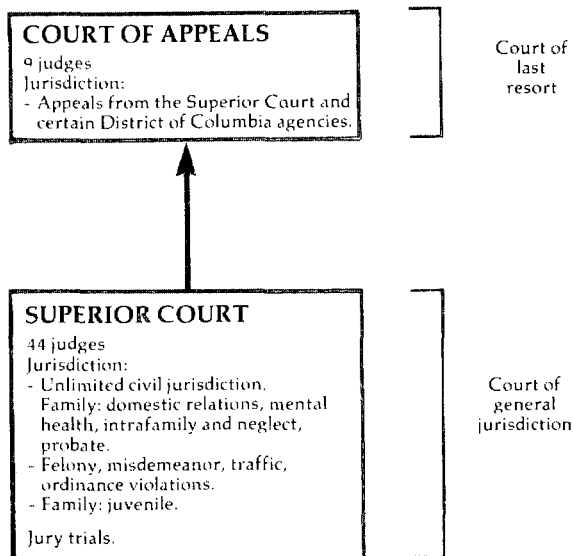
No filed or pending data for **criminal** and **traffic** cases were available for the courts located in Newport, Bridgeville, or Ocean View. All **civil** figures and all disposition figures are complete.

Filed and beginning pending data for the court in Rehoboth Beach could not be identified by case type. These cases are included in the grand total cases figures, but are not included in the **criminal** or **traffic** figures.

One hundred-forty-four of the cases filed and twenty-six of the cases pending at the end of the year in Bethany could not be identified by case type. They are included in the grand total cases figures, but not in the **criminal** and **traffic** figures.

Source: Director, Administrative Office of the Courts, 1980 Annual Report of the Delaware Judiciary (Wilmington, Delaware: 1980). Statistics are from the annual report except that totals have been computed where necessary.

# DISTRICT OF COLUMBIA COURT SYSTEM, 1980



↑ Indicates route of appeal.

DISTRICT OF COLUMBIA COURT OF APPEALS  
 Court of last resort  
 9 judges  
 January 1, 1980 to December 31, 1980

	Beginning pending	Filed	Disposed	End pending
<b>Cases:</b>				
<b>Appeals:</b>				
Civil .....	X	434	X	X
Criminal .....	X	719	X	X
<b>Appeal of administrative agency case:</b>				
Agency .....	X	134	X	X
Total appeals <sup>j</sup> .....	X	1,287 <sup>j</sup>	1,194 <sup>j</sup>	X
<b>Other cases:</b>				
<b>Original proceedings:</b>				
<b>Original jurisdiction:</b>				
Special proceedings .....	X	82	X	X
Disciplinary .....	N/A	57	57 <sup>i</sup>	N/A
Total .....	X	139	57 <sup>i</sup>	X
<b>Requests to appeal:</b>				
Petitions for review .....	(j)	(j)	(j)	(j)
Total other cases .....	X <sup>i</sup>	139	X	X <sup>i</sup>
<b>Total cases</b> .....	<b>1,081<sup>fi1</sup></b>	<b>1,426</b>	<b>1,251</b>	<b>1,256<sup>i1</sup></b>
<b>Other proceedings:</b>				
<b>Other matters:</b>				
Procedural motions .....	0	7,809	7,809	0
Substantive motions .....	0	1,343	1,343	0
Total .....	0	9,152	9,152	0
<b>Total other proceedings</b> .....	<b>0</b>	<b>9,152</b>	<b>9,152</b>	<b>0</b>

<u>Manner of disposition</u>		<u>Time interval data (average days)</u>	
Opinion .....	240	Notice of appeal to filing of record .....	137 <sup>1</sup>
Judgment .....	431	Filing of record until briefing is completed .....	151 <sup>1</sup>
By order .....	523	Completed briefing to argument or submission .....	101 <sup>1</sup>
		Argument or submission to decision .....	105 <sup>1</sup>
		Notice of appeal to decision .....	474

Boldface headings indicate the classifications used by the CSIM project.  
 X = The data for this case type are known to be included in the total but were not available by category.

<sup>f</sup>Beginning pending figure for the 1980 court year does not equal the end pending figure for the 1979 court year: Figure is as given by the administrative office of the court.

<sup>i</sup>Data are not complete:  
 The total original proceedings disposed figure does not include special proceedings cases.  
 Pending figures reported for the total caseload do not include disciplinary cases.

<sup>j</sup>Explanation of data included in the category:  
 Total appeals include appeals and petitions for review.

<sup>1</sup>Special source or revision in the data:  
 Total cases pending figures and time interval figures footnoted were provided by the administrative office of the court during data verification.

Source: Joint Committee on Judicial Administration in the District of Columbia and Executive Officer, 1980 Annual Report (Washington, D.C.). Statistics are from the annual report except that totals have been computed where necessary, and additional information was supplied by the court during data verification.

DISTRICT OF COLUMBIA SUPERIOR COURT<sup>a</sup>  
 Court of general jurisdiction  
 1 court, 44 judges  
 January 1, 1980 to December 31, 1980

	Beginning pending	Filed	Disposed	End pending
<b>Civil:</b>				
<b>Law:</b>				
Civil jury .....	3,850	3,784	3,437	4,197
Civil non-jury .....	1,592	2,337	2,341	1,588
Total .....	5,442	6,121	5,778	5,785
Small claims .....	1,792	19,617	19,004	2,405
<b>Real property rights:</b>				
Landlord and tenant.....	7,418	105,845	107,930	5,333
<b>Domestic relations:</b>				
<b>Marriage dissolution:</b>				
Divorce .....	4,426	4,077	4,682	3,821
<b>Support/custody:</b>				
Support .....	659	477	336	800
Reciprocal support .....	1,765	1,522	918	2,369
Total .....	2,424	1,999	1,254	3,169
Adoption .....	244	306	295	255
<b>Other domestic relations:</b>				
Paternity .....	831	1,491	903	1,419
IntrafamilyJ .....	1,152	724	1,790	86
Total .....	1,983	2,215	2,693	1,505
Total .....	9,077	8,597	8,924	8,750
<b>Estate:</b>				
<b>Probate/wills/intestate:</b>				
<b>Decedents' estates:</b>				
General bond .....	1,637	1,843	980	2,500
Special bond .....	0	475	475	0
General bond converted to small bond .....	0	40	40	0
Small estates .....	0	513	447	66
Total .....	1,637	2,871	1,942	2,566
<b>Guardianship/conservatorship/trusteeship:</b>				
Conservatorships .....	1,155	209	110	1,254
Guardianships .....	827	108	104	831
Total .....	1,982	317	214	2,085
Total .....	3,619	3,188	2,156	4,651
<b>Mental health:</b>				
Judicial petitions .....	118 <sup>h</sup>	910	906	122
<b>Appeal:</b>				
<b>Appeal of administrative agency case:</b>				
Civil tax .....	291	204	62	433
Criminal tax .....	25 <sup>f</sup>	6	26	5
Total .....	316 <sup>f</sup>	210	88	438
<b>Extraordinary writ:</b>				
Habeas corpus .....	6	15	16	5
<b>Other civil:</b>				
Auditor-master divisionJ .....	482	1,679	1,489	672
Total civil .....	28,270 <sup>f</sup>	146,182	146,291	28,161
<b>Criminal<sup>dj</sup>:</b>				
Felony .....	1,094	3,818	3,395	1,517
Misdemeanor .....	4,467	17,184	19,252	2,399
<b>Preliminary hearing:</b>				
Felony pre-indictments .....	194	7,046	7,104	136
<b>Ordinance violation:</b>				
District of Columbia cases .....	271	3,637	3,647	261
<b>Extraordinary writ:</b>				
Special proceedingsJ .....	42	1,848	1,851	39
Total criminal .....	6,068	33,533	35,249	4,352
<b>Traffic<sup>j</sup>:</b>				
Other traffic violation .....	1,382	11,316	11,529	1,169
Total traffic .....	1,382	11,316	11,529	1,169
<b>Juvenile:</b>				
<b>Criminal-type offense:</b>				
Delinquency .....	980 <sup>f1</sup>	4,318	4,068 <sup>1</sup>	1,238 <sup>1</sup>
<b>Status offense:</b>				
Person in need of supervision and interstate compact .....	413 <sup>f1</sup>	413	722 <sup>1</sup>	104 <sup>1</sup>
<b>Non-offense:</b>				
Neglect .....	134	590	544	180
Unspecified reinstated .....	--	8	--	--
Total juvenile .....	1,527 <sup>f</sup>	5,329	5,334	1,522
Grand total .....	37,247 <sup>f</sup>	196,360	198,403	35,204

	Trial <sup>d</sup>		Total
	Jury	Non-jury	
<b>Civil:</b>			
Law .....	173	148	321
Small claims .....	--	N/A	N/A
Mental health .....	9	6	15
Appeal .....	1	8	9
Total .....	183	162 <sup>i</sup>	345 <sup>i</sup>
<b>Criminal:</b>			
Felony .....	508	41	549
Misdemeanor .....	857	302	1,159
Ordinance violation .....	4	115	119
Total .....	1,369	458	1,827
<b>Traffic:</b>			
Other traffic violation <sup>m</sup> ..	50	123	173
Grand total .....	1,592	743 <sup>i</sup>	2,345 <sup>i</sup>

Civil (law) dispositions	
Settled or dismissed before trial .....	3,001
Removed from calendar .....	351
Settled at pre-trial or trial conference .....	1,165
Summary judgment granted .....	201
Dismissed for want of prosecution .....	48
Consent or confessed judgment .....	37
Dismissed by motion .....	77
Ex parte .....	1
Judgment on pleadings .....	147
Motion for judgment granted .....	46
Other .....	57

Traffic dispositions <sup>m</sup>	
<b>Other traffic violation:</b>	
Guilty plea .....	3,408
Dismissed by court .....	427
Nolle prosequi .....	2,500
No paper .....	1,039
Absconded .....	2,010
Security forfeit .....	1,151
Mental observation .....	17
Pretrial diversion .....	762
Traffic school .....	38
Other <sup>m</sup> .....	4

Juvenile dispositions	
<b>Criminal-type offense and status offense:</b>	
Not petitioned .....	1,486
Closed .....	757
Committed to SSA .....	404
Consent decree .....	317
Dismissed .....	459
Disposed on another case .....	460
Transferred to adult court .....	0
Probation .....	863
Suspended commitment .....	36
Other .....	8

Criminal dispositions

	Felony	Misdemeanor	Ordinance violation	Preliminary hearing	Extraordinary writ	Total
<b>Jury trial:</b>						
Guilty .....	340 <sup>l</sup>	443 <sup>l</sup>	X	--	--	783 <sup>l</sup>
Not guilty .....	115 <sup>l</sup>	298 <sup>l</sup>	X	--	--	413 <sup>l</sup>
Mistrial .....	44 <sup>l</sup>	67 <sup>l</sup>	X	--	--	111 <sup>l</sup>
Motions for judgment of acquittal ....	9 <sup>l</sup>	49 <sup>l</sup>	X	--	--	58 <sup>l</sup>
Total .....	508	857	4	--	--	1,369
<b>Non-jury trial:</b>						
Guilty .....	10 <sup>l</sup>	230 <sup>l</sup>		--	--	240 <sup>l</sup>
Not guilty .....	31 <sup>l</sup>	54 <sup>l</sup>		--	--	85 <sup>l</sup>
Motions for judgment of acquittal ....	0 <sup>l</sup>	18 <sup>l</sup>		--	--	18 <sup>l</sup>
Total .....	41	302	115	--	--	458
Dismissed by court/dismissed for want of prosecution .....	366	1,417	149	398	--	2,330
Incompetent to stand trial .....	37	1	--	--	--	38
No paper .....	0	2,172	1,131	1,413	--	4,716
Nolle prosequi .....	22	5,386	646	747	--	6,801
Other .....	5	43	2	463	--	513
Guilty plea .....	1,970	5,242	443	--	--	7,655
Absconded .....	446	1,537	398	177	--	2,558
Mental observation .....	0	285	38	62	--	385
Security forfeit .....	--	--	721	--	--	721
Held for Grand Jury .....	--	--	--	2,965	--	2,965
Waived to Grand Jury .....	--	--	--	808	--	808
No probable cause .....	--	--	--	71	--	71
Pretrial diversion .....	--	2,010	--	--	--	2,010

Time interval data<sup>l</sup> (average months)

Time trial could be had after case was placed on calendar:	
Civil jury .....	12.0
Civil non-jury .....	10.0

(continued on next page)

Boldface headings indicate the classifications used by the CSIM project.  
N/A = This case type is handled by the court, but the data are unavailable.  
-- = Not applicable.

<sup>a</sup>Court jurisdiction:

Superior Court data are displayed according to case types, not court divisions as they exist in the Superior Court. Civil Division handles civil jury, civil non-jury, **small claims**, and landlord and tenant cases. Family Division handles divorce, **adoption**, paternity, support, reciprocal support, intrafamily, judicial petitions, habeas corpus, delinquency, neglect, and person in need of supervision cases. Probate Division handles decedent's estates and minor's estates cases. Tax Division handles civil tax and criminal tax cases. Criminal Division handles all **criminal** and **traffic** cases.

<sup>d</sup>Case definition or unit of count:

A civil case is counted when it is placed on the calendar (has reached issue).  
The criminal case unit of count is the number of defendants on the information, indictment, or complaint.  
A jury trial is counted if tried to verdict.  
A non-jury trial is counted if tried to decision.

<sup>f</sup>Beginning pending figure for the 1980 court year does not equal the end pending figure for the 1979 court year:  
Figures are as given in the annual report.

<sup>h</sup>Figure was computed:

**Mental health** beginning pending figure was computed from filed, disposed and end pending data.

<sup>i</sup>Data are not complete:

Total civil and grand total trial data do not include non-jury trials conducted for **small claims** cases.

<sup>j</sup>Explanation of data included in the category:

The business of the auditor-master division includes fiduciary accounts, orders of reference, and inventories.  
Special proceedings include fugitive from justice complaints, writs of habeas corpus, extradition of out of state witnesses, adversary hearings, and show cause of contempt proceedings.  
**Criminal** and **traffic** cases filed include new filings and reinstated cases.

<sup>l</sup>Special source or revision in the data:

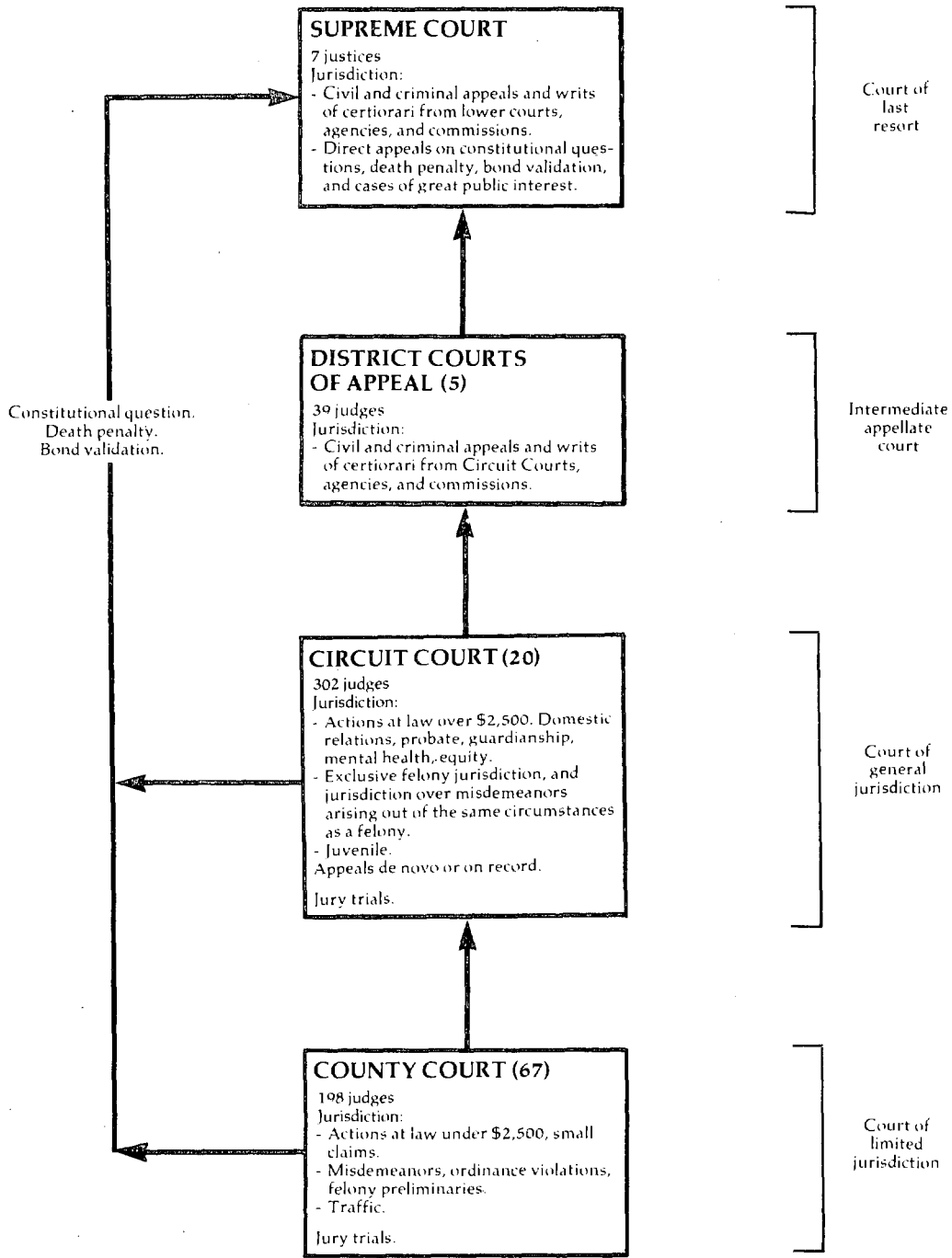
Juvenile disposed and pending and **criminal** type of disposition data so marked were provided by the administrative office of the court during data verification.

<sup>m</sup>Information on dispositions type or trial data:

Other traffic dispositions are defendants whose cases are in the traffic summons stage in accordance with procedures outlined in the Traffic Violation Notice System.

Source: Joint Committee on Judicial Administration in the District of Columbia and Executive Officer, 1980 Annual Report (Washington, D.C.). Statistics are from the annual report except that totals have been computed where necessary, and additional data were supplied by the administrative office of the court during data verification.

# FLORIDA COURT SYSTEM, 1980



↑ Indicates route of appeal.

FLORIDA SUPREME COURT  
Court of last resort  
7 justices  
January 1, 1980 to December 31, 1980

	Beginning pending	Filed	Disposed	End pending
<b>Cases:</b>				
<b>Appeals:</b>				
Appeals .....	X	115 <sup>i</sup>	243 <sup>i,j</sup>	X
<b>Mandatory review:</b>				
Death penalty .....	X	30 <sup>i</sup>	(j)	X
Statutory or constitutional invalidity .....	X	5 <sup>i</sup>	2 <sup>i</sup>	X
Public Service Commission .....	X	13 <sup>i</sup>	32 <sup>i</sup>	X
Other .....	X	3 <sup>i</sup>	1 <sup>i</sup>	X
Total .....	X	51 <sup>i</sup>	35 <sup>i</sup>	X
Total appeals .....	X	166 <sup>i</sup>	278 <sup>i,j</sup>	X
<b>Other cases:</b>				
<b>Original proceedings:</b>				
<b>Original jurisdiction:</b>				
Habeas corpus .....	X	123 <sup>i</sup>	121 <sup>i</sup>	X
Board of Examiners .....	X	43 <sup>i</sup>	43 <sup>i</sup>	X
Mandamus .....	X	47 <sup>i</sup>	47 <sup>i</sup>	X
Prohibition .....	X			X
Other .....	X	17 <sup>i</sup>	20 <sup>i</sup>	X
Total .....	X	15 <sup>i</sup>	14 <sup>i</sup>	X
Total .....	X	245 <sup>i</sup>	245 <sup>i</sup>	X
<b>Disciplinary matter:</b>				
Florida Bar .....	X	270 <sup>i</sup>	192 <sup>i</sup>	X
<b>Advisory opinion:</b>				
Certified questions from U.S. Supreme Court or U.S. Court of Appeals .....	X	3 <sup>i,l</sup>	3 <sup>i,l</sup>	X
Total .....	X	518 <sup>i</sup>	440 <sup>i</sup>	X
<b>Requests to appeal:</b>				
Petitions for writ of certiorari .....	X	378 <sup>i</sup>	1,228 <sup>i</sup>	X
<b>Discretionary review:</b>				
Direct conflict of decisions .....	X	387 <sup>i</sup>	197 <sup>i</sup>	X
Constitutional construction .....	X	10 <sup>i</sup>	5 <sup>i</sup>	X
Certified great public importance .....	X	20 <sup>i</sup>	2 <sup>i</sup>	X
Class of Constitutional Officers .....	X	8 <sup>i,l</sup>	7 <sup>i,l</sup>	X
Statutory validity .....	X	3 <sup>i,l</sup>	1 <sup>i,l</sup>	X
Certified direct conflict .....	X	6 <sup>i,l</sup>	0 <sup>i,l</sup>	X
Certified judgments of trial courts .....	X	2 <sup>i,l</sup>	2 <sup>i,l</sup>	X
Total .....	X	436 <sup>i</sup>	214 <sup>i</sup>	X
Total .....	X	814 <sup>i</sup>	1,442 <sup>i</sup>	X
Total other cases .....	X	1,332 <sup>i</sup>	1,882 <sup>i</sup>	X
<b>Total cases .....</b>	<b>1,403<sup>l</sup></b>	<b>1,714<sup>j</sup></b>	<b>2,374<sup>j</sup></b>	<b>742<sup>g,l</sup></b>

Manner of disposition<sup>l</sup>

Opinion:	
Written opinion .....	208
Per curiam .....	184
Total .....	392
Disposition by order .....	1,982

Status of pending cases<sup>l</sup> (12/31/80)

Number of cases:	
Not perfected .....	297
Ready for argument .....	33
Under consideration .....	412
Total .....	742

9Change in pending figures does not equal the difference between filings and dispositions:

There was a +1 correction made to the caseload data by the clerk of the court during the year.

<sup>i</sup>Data are not complete:

Filed and disposed figures for all categories but total cases do not include some cases that were unclassified. There were 216 unclassified filings and 214 dispositions.

<sup>j</sup>Explanation of data included in the category:

Dispositions of statutory or constitutional invalidity cases are included with the appeals disposition figures as a result of this constitutional amendment that became effective April 1, 1980.

The total cases filing and disposition figures include transfer/dismissal cases that could not be identified by case type. There were 216 of these cases filed and 214 disposed.

<sup>l</sup>Special source or revision in the data:

Figures footnoted were provided by the clerk of the court during data verification.

Source: Office of State Courts Administrator, Florida Judicial System Statistical and Program Report 1980 and 1981 (Tallahassee, Florida). Statistics are from the annual report except that totals have been computed where necessary, and additional information was supplied by the clerk of the court during data verification.



FLORIDA DISTRICT COURTS OF APPEAL  
Intermediate appellate court  
5 districts, 39 judges  
January 1, 1980 to December 31, 1980

	Beginning pending	Filed	Disposed	End pending
<b>Cases:</b>				
Appeals .....	X	10,396	10,497	X
Total appeals .....	X	10,396	10,497	X
<b>Other cases:</b>				
<b>Original proceedings:</b>				
<b>Original jurisdiction:</b>				
Other original writs .....	X	921	776	X
<b>Advisory opinion:</b>				
Other <sup>J</sup> .....	X	39	33	X
Total .....	X	960	809	X
<b>Requests to appeal:</b>				
Certiorari .....	X	445	474	X
Total other cases .....	X	1,405	1,283	X
<b>Total cases .....</b>	<b>8,242<sup>f1</sup></b>	<b>11,801</b>	<b>11,780</b>	<b>8,314<sup>g1</sup></b>

Boldface headings indicate the classifications used by the CSIM project.

N/A = This case type is handled by the court but the data are unavailable.

X = The data for this case type are known to be included in the total but were not available by category.

<sup>f</sup>Beginning pending figure for the 1980 court year does not equal the figure given for the 1979 court year:

Figures are as given by the Office of the State Courts Administrator.

<sup>g</sup>Change in pending does not equal the difference between filings and dispositions:

Figures are as given in the annual report and by the Office of the State Courts Administrator.

<sup>J</sup>Explanation of data included in the category:

"Other" category includes reinstated appeals and certified questions.

<sup>1</sup>Special source or revision in the data:

Pending figures were supplied by the Office of the State Court Administrator during verification.

Source: Office of State Courts Administrator, Florida Judicial System Statistical and Program Activity Report, 1980 and 1981 (Tallahassee, Florida). Statistics are from the annual report except that totals have been computed where necessary.

FLORIDA CIRCUIT COURT  
 Court of general jurisdiction  
 20 circuits, 302 judges  
 January 1, 1980 to December 31, 1980

	Beginning pending	Filed	Disposed	End pending
<b>Civil:</b>				
<b>Tort:</b>				
<b>Professional tort:</b>				
Medical malpractice .....	N/A	342	309	N/A
<b>Other tort:</b>				
Negligence .....	N/A	20,785	19,511	N/A
Total .....	N/A	21,127	19,820	N/A
<b>Contract:</b>				
Contracts and indebtedness.....	N/A	34,308	29,119	N/A
<b>Real property rights:</b>				
Condemnation .....	N/A	884	780	N/A
Real property/mortgage foreclosure.....	N/A	14,760	13,583	N/A
Total .....	N/A	15,644	14,363	N/A
<b>Domestic relations:</b>				
<b>Marriage dissolution:</b>				
Dissolution and annulment .....	N/A	80,748	76,508	N/A
<b>Estate:</b>				
<b>Probate/wills/intestate:</b>				
Probate .....	N/A	41,336	38,412	N/A
<b>Guardianship/conservatorship/trusteeship:</b>				
Guardianship .....	N/A	5,097	3,217	N/A
Trusts .....	N/A	184	285	N/A
Total .....	N/A	5,281	3,502	N/A
Total .....	N/A	46,617	41,914	N/A
<b>Mental health</b> .....	N/A	14,440	13,907	N/A
<b>Other civil</b> .....	N/A	61,333	56,640	N/A
<b>Appeal</b> .....	N/A	977	560	N/A
<b>Total civil</b> .....	N/A	275,194	252,831	N/A
<b>Criminal:</b>				
<b>Felony:</b>				
Capital punishment crimes.....	N/A	873	461	N/A
Crimes against persons.....	N/A	27,657	23,703	N/A
Crimes against property.....	N/A	48,702	38,160	N/A
Drugs.....	N/A	19,578	15,984	N/A
Other felonies.....	N/A	28,602	23,142	N/A
Total.....	N/A	125,412	101,450	N/A
<b>Appeal</b> .....	N/A	563	765	N/A
<b>Total criminal</b> .....	N/A	125,975	102,215	N/A
<b>Juvenile:</b>				
<b>Criminal-type offense:</b>				
Delinquency .....	N/A	106,839	95,594	N/A
<b>Non-offense:</b>				
Dependency.....	N/A	14,868	12,975	N/A
<b>Total juvenile</b> .....	N/A	121,707	108,569	N/A
<b>Grand total</b> .....	N/A	522,876	463,615	N/A

Civil <sup>m</sup> :	Trial <sup>d</sup>			Civil <sup>m</sup> disposition	
	Jury	Non-jury	Total		Disposed before hearing
Professional tort .....	45	84	129	Professional tort .....	180
Other tort .....	1,368	8,256	9,624	Other tort .....	9,887
Contract .....	443	18,849	19,292	Contract .....	9,827
Condemnation .....	84	627	711	Condemnation .....	69
Real property/mortgage foreclosure .....	41	7,685	7,726	Real property/mortgage foreclosure .....	5,857
Marriage dissolution .....	45	66,579	66,624	Marriage dissolution .....	9,884
Other civil <sup>m</sup> .....	320	41,161	41,481	Other civil <sup>m</sup> .....	15,159
Total civil .....	2,346	143,241	145,587	Total .....	50,863
Criminal <sup>m</sup> (felony) .....	2,859	1,177	4,036		
Total .....	5,205	144,418	149,623		

Criminal (felony) dispositions<sup>m</sup>

<b>Jury trial:</b>		<b>Before trial:</b>	
Conviction .....	1,598	Convicted after plea ...	22,296
Acquitted or dismissed ..	971	Adjudication withheld ..	18,215
Convicted after plea ....	145	Dismissed .....	41,511
Adjudication withheld ...	145	Transferred to	
<b>Non-jury trial:</b>		another court .....	9,967
Conviction .....	453	Other .....	5,425
Acquitted or dismissed ..	355		
Convicted after plea ....	118		
Adjudication withheld ...	250		

Boldface headings indicate the classifications used by the CSIM project.  
 N/A = This case type is handled by the court, but the data are unavailable.  
 -- = Not applicable.

<sup>d</sup>Case definition or unit of count:

A civil case is counted with the filing of a petition or complaint.

The criminal case unit of count is the number of defendants on the information, indictment, or complaint arising from a single criminal episode.

A jury trial is counted when the jury is sworn.

A non-jury trial is counted at the point when an opening statement or the introduction of any evidence occurs. All civil cases not disposed by jury trial or dismissed before trial are considered disposed by judge (non-jury trial).

<sup>m</sup>Information on for disposition type or trial data:

Civil trial data do not include estate or appeal cases.

Criminal trial and disposition data totals do not include appeals.

Source: Office of State Courts Administrator, Florida Judicial System Statistical and Program Report, 1980 and 1981 (Tallahassee, Florida). Statistics are from the annual report except that totals have been computed where necessary.

**FLORIDA COUNTY COURT**  
**Court of limited jurisdiction**  
**67 counties, 198 judges**  
**January 1, 1980 to December 31, 1980**

	Beginning pending	Filed	Disposed	End pending
<b>Civil<sup>d</sup>:</b>				
<b>Law:</b>				
Summary procedure <sup>j</sup> .....	N/A	159,232	141,950	N/A
Other civil cases <sup>j</sup> .....	N/A	70,078	59,083	N/A
<b>Total</b> .....	<b>N/A</b>	<b>229,310</b>	<b>201,033</b>	<b>N/A</b>
<b>Total civil</b> .....	<b>N/A</b>	<b>229,310</b>	<b>201,033</b>	<b>N/A</b>
<b>Criminal<sup>d</sup>:</b>				
<b>Misdemeanor</b> .....	<b>N/A</b>	<b>184,342</b>	<b>163,574</b>	<b>N/A</b>
<b>Ordinance violation:</b>				
Municipal ordinance .....	N/A	58,821	52,236	N/A
County ordinance .....	N/A	17,093	14,534	N/A
<b>Total</b> .....	<b>N/A</b>	<b>75,914</b>	<b>66,770</b>	<b>N/A</b>
<b>Total criminal</b> .....	<b>N/A</b>	<b>260,256</b>	<b>230,344</b>	<b>N/A</b>
<b>Traffic:</b>				
<b>Other traffic violation:</b>				
Civil infractions .....	N/A	1,604,226	1,504,144	N/A
Criminal cases .....	N/A	341,287	328,377	N/A
<b>Total</b> .....	<b>N/A</b>	<b>1,945,513</b>	<b>1,832,521</b>	<b>N/A</b>
<b>Total traffic</b> .....	<b>N/A</b>	<b>1,945,513</b>	<b>1,832,521</b>	<b>N/A</b>
<b>Grand total</b> .....	<b>N/A</b>	<b>2,435,079</b>	<b>2,263,898</b>	<b>N/A</b>

<u>Trial<sup>d</sup></u>				<u>Civil dispositions</u>			
	Jury	Non-jury	Total				Dismissed before hearing
<b>Civil:</b>							
Summary procedure <sup>j</sup> .....	63	85,201	85,264	Summary procedure <sup>j</sup> .....			56,686
Other civil cases <sup>j</sup> .....	50	31,544	31,594	Other civil cases <sup>j</sup> .....			27,489
<b>Total</b> .....	<b>113</b>	<b>116,745</b>	<b>116,858</b>				
<b>Criminal:</b>							
<b>Misdemeanor</b> .....	<b>1,493</b>	<b>5,096</b>	<b>6,589</b>				
<b>Ordinance violation</b> ..	<b>64</b>	<b>1,952</b>	<b>2,016</b>				
<b>Total</b> .....	<b>1,557</b>	<b>7,048</b>	<b>8,605</b>				
<b>Traffic<sup>m</sup></b> .....	<b>922</b>	<b>25,040</b>	<b>25,962</b>				
<b>Total</b> .....	<b>2,592</b>	<b>148,833</b>	<b>151,425</b>				
				<b>Criminal dispositions</b>			
					<b>Misdemeanor</b>	<b>Ordinance violation</b>	<b>Total</b>
<b>Traffic dispositions</b>							
<b>Civil infractions:</b>							
After hearing .....		220,208		Jury trial:			
Other than hearing .....		1,283,936		Conviction .....	426	17	443
				Acquittal or dismissed ..	846	37	883
				Convicted after plea ...	142	6	148
				Adjudication withheld ...	79	4	83
				Non-jury trial:			
				Conviction .....	1,598	620	2,218
				Acquittal or dismissed ..	1,966	658	2,624
				Convicted after plea ...	517	326	843
				Adjudication withheld ...	1,015	348	1,363
<b>Criminal cases:</b>				<b>Before trial:</b>			
Bond estreatment .....		13,076		Convicted after plea ...	62,758	36,314	99,072
Plea .....		179,575		Adjudication withheld ...	27,610	8,306	35,916
Other .....		109,764		Dismissed .....	44,937	11,724	56,661
				Transferred to another court .....	1,289	1,147	2,436
				Other .....	20,391	7,263	27,654

(continued on next page)

Florida County Court (continued)

---

Boldface headings indicate the classifications used by the CSIM project.

N/A = This case type is handled by the court, but the data are unavailable.

<sup>d</sup>Case definition of unit of count:

A civil case is counted with the filing of a petition or complaint.

The criminal case unit of count is the number of defendants on the information, indictment, or complaint, from a single criminal episode.

A jury trial is counted when the jury is sworn.

A non-jury trial is counted at the point when an opening statement or the introduction of any evidence occurs. All civil cases not disposed by jury trial or dismissed before trial are considered disposed by judge (non-jury trial).

<sup>j</sup>Explanation of data included in the category.

Summary procedure cases are those involving up to \$1,500 in damages.

Other civil cases are those involving \$1,500 to \$2,500, or nonmonetary civil cases.

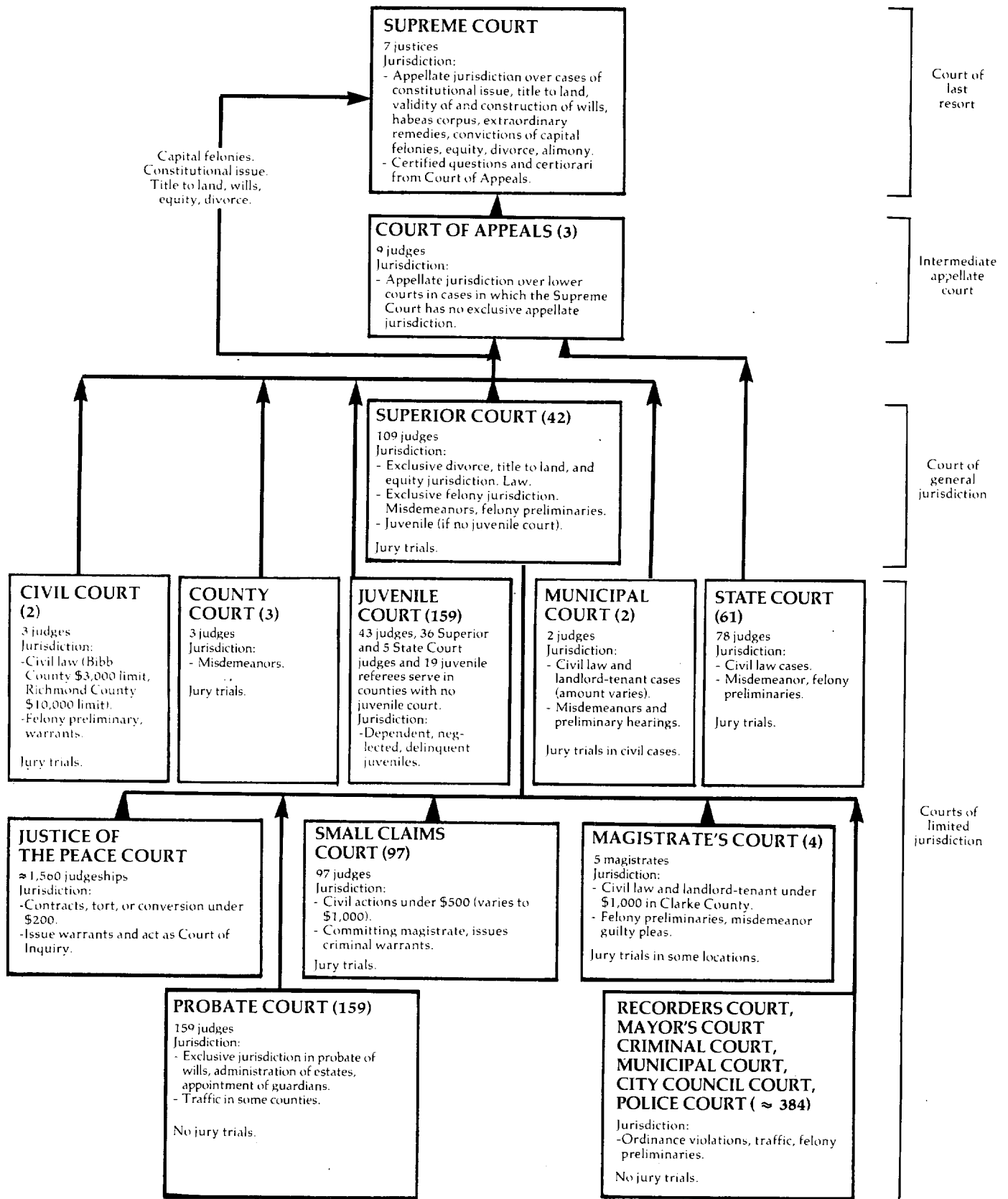
<sup>m</sup>Information on disposition type or trial data:

Trials are held for criminal traffic cases only. Hearings are held for civil infractions; these hearings are not included with the trial data.

Source: Office of State Courts Administrator, Florida Judicial System Statistical and Program Activity Report, 1980 and 1981 (Tallahassee, Florida). Statistics are from the annual report except that totals have been computed where necessary.

---

# GEORGIA COURT SYSTEM, 1980



↑ Indicates route of appeal.

GEORGIA SUPREME COURT  
 Court of last resort  
 7 justices  
 September 1, 1979 to August 31, 1980

	Beginning pending	Filed	Disposed	End pending
<b>Cases:</b>				
<b>Appeals:</b>				
Total appeals .....	235	706 (194) <sup>e</sup>	930	11
<b>Other cases:</b>				
<b>Requests to appeal:</b>				
Applications for certiorari .....	102	536	453 (114) <sup>e</sup>	71
Applications (habeas corpus) .....	56	144	130 ( 13) <sup>e</sup>	57
Applications for interlocutory appeal .....	7	58	28 ( 28) <sup>e</sup>	9
Discretionary appeals .....	1	136	73 ( 39) <sup>e</sup>	25
Total .....	166	874	709 (210) <sup>e</sup>	175
Total other cases .....	166	874	684 (194) <sup>e</sup>	175
<b>Total cases .....</b>	<b>401</b>	<b>1,580 (194)<sup>e</sup></b>	<b>1,614 (194)<sup>e</sup></b>	<b>186</b>
<b>Other proceedings:</b>				
<b>Rehearing requests:</b>				
Motions for rehearing .....	N/A	226	226	N/A
<b>Other matters:</b>				
Motions for reconsideration in granting or denying certiorari .....	N/A	115	115	N/A
Total other proceedings .....	N/A	341	341	N/A

Manner of disposition

Written and unwritten opinions .....	614 <sup>m</sup>
Transfer to Court of Appeals .....	61
Other .....	255 <sup>k</sup>

Boldface headings indicate the classifications used by the CSIM project.  
 N/A = This case type is handled by the court but the data are unavailable.

<sup>e</sup>Cases not included in the total to avoid double counting:

**Requests to appeal** granted are not counted as disposed until the resulting **appeals** are disposed; similarly the resulting **appeals** are not counted as new filing. These granted **requests to appeal** are the numbers appearing in parentheses in the profile.

<sup>k</sup>Additional information:

Of the 255 other dispositions, 96 were cases affirmed without opinion.

<sup>m</sup>Information on disposition or trial data:

The 614 written opinions disposed of 665 cases.

Source: Unpublished data supplied by the clerk of the court, Administrative Office of the Courts, *Seventh Annual Report* (Atlanta, Georgia: February, 1981), and Coile Estes, *Caseload Analysis of the Supreme Court of Georgia* (unpublished). Statistics are taken from the unpublished reports and annual report except that totals were computed where necessary.

**GEORGIA COURT OF APPEALS<sup>b</sup>**  
**Intermediate appellate court**  
**3 divisions, 9 judges**  
**January 1, 1980 to December 31, 1980**

	Beginning pending	Filed	Disposed	End pending
<b>Cases:</b>				
<b>Appeals:</b>				
Total appeals .....	0	X	X	0
<b>Other cases:</b>				
Original proceedings .....	0	X	X	0
<b>Requests to appeal:</b>				
Discretionary appeals .....	0	139	X	0
Application in interlocutory matter .....	0	277	X	0
Total .....	0	416	X	0
Total other cases .....	0	X	X	0
<hr/>				
Total cases .....	0	2,031	2,031	0

Manner of disposition

Written opinion .....	1,626
Withdrawn or transferred to the Supreme Court .....	405

Boldface headings indicate the classifications used by the CSIM project.

N/A = This case type is handled by the court, but the data are unavailable.

X = The data for this case type are known to be included in the total but were not available by category.

<sup>b</sup>Particular court or reporting system information:

During 1980, this court changed its reporting period from the fiscal year to the calendar year.

Source: Administrative Office of the Courts, Seventh Annual Report (Atlanta, Georgia: February, 1981). Statistics are taken from the annual report except that totals were computed where necessary.

GEORGIA SUPERIOR COURTS<sup>i</sup>  
 Court of general jurisdiction  
 42 circuits, 109 judges  
 July 1, 1979 to June 30, 1980

	Beginning pending <sup>l</sup>	Filed	Disposed <sup>i</sup>	End pending <sup>l</sup>
<b>Civil:</b>				
Domestic relations .....	44,222 <sup>i</sup>	59,408 <sup>i</sup>	54,608 <sup>i</sup>	42,839 <sup>9i</sup>
<b>Other civil:</b>				
General civil .....	44,174 <sup>i</sup>	37,468 <sup>i</sup>	30,995 <sup>i</sup>	42,562 <sup>9i</sup>
Independent motions .....	20,629 <sup>i</sup>	18,400 <sup>i</sup>	14,159 <sup>i</sup>	22,109 <sup>9i</sup>
Total .....	64,803 <sup>i</sup>	55,868 <sup>i</sup>	45,154 <sup>i</sup>	64,671 <sup>9i</sup>
Total civil .....	109,025 <sup>i</sup>	115,276 <sup>i</sup>	99,762 <sup>i</sup>	107,510 <sup>9i</sup>
<b>Criminal:</b>				
Felony .....	15,652 <sup>i</sup>	31,987 <sup>i</sup>	29,125 <sup>i</sup>	17,156 <sup>9i</sup>
Misdemeanor .....	8,354 <sup>i</sup>	16,754 <sup>i</sup>	15,796 <sup>i</sup>	8,170 <sup>9i</sup>
Total criminal .....	24,006 <sup>i</sup>	48,741 <sup>i</sup>	44,921 <sup>i</sup>	25,326 <sup>9i</sup>
<b>Traffic:</b>				
Total traffic .....	3,235 <sup>i</sup>	17,506 <sup>i</sup>	17,596 <sup>i</sup>	3,168 <sup>9i</sup>
<b>Grand total .....</b>	<b>136,266<sup>i</sup></b>	<b>181,523<sup>i</sup></b>	<b>162,279<sup>i</sup></b>	<b>136,004<sup>9i</sup></b>

Trial<sup>d</sup>

Civil dispositions<sup>l</sup>

	<u>Trial<sup>d</sup></u>			<u>Civil dispositions<sup>l</sup></u>		
	Jury	Non-jury	Total	Before trial judgment	Dismissal or settlement	5-yr. admin. termination
<b>Civil:</b>						
Domestic relations .....	378 <sup>i</sup>	28,126 <sup>i</sup>	28,504 <sup>i</sup>			
Other civil .....	1,421 <sup>i</sup>	9,714 <sup>i</sup>	11,135 <sup>i</sup>	Domestic relations .....	15,115 <sup>i</sup>	10,648 <sup>i</sup>
Total .....	1,799 <sup>i</sup>	37,840 <sup>i</sup>	39,639 <sup>i</sup>	Other civil <sup>m</sup> .....	16,294 <sup>i</sup>	17,006 <sup>i</sup>
<b>Criminal (counts):</b>						
Felony .....	2,815 <sup>i</sup>	898 <sup>i</sup>	3,713 <sup>i</sup>			
Misdemeanor .....	301 <sup>i</sup>	272 <sup>i</sup>	573 <sup>i</sup>			
Total .....	3,116 <sup>i</sup>	1,170 <sup>i</sup>	4,286 <sup>i</sup>			
<b>Traffic (counts)</b> .....	119 <sup>i</sup>	90 <sup>i</sup>	209 <sup>i</sup>			
<b>Grand total .....</b>	<b>5,034<sup>i</sup></b>	<b>39,100<sup>i</sup></b>	<b>44,134<sup>i</sup></b>			

Criminal dispositions<sup>lm</sup>

Traffic dispositions<sup>lm</sup>

	Felony	Misdemeanor	Total		
Pleas .....	26,362 <sup>i</sup>	9,950 <sup>i</sup>	36,312 <sup>i</sup>	Pleas .....	5,493 <sup>i</sup>
Bond .....	0 <sup>i</sup>	2,604 <sup>i</sup>	2,604 <sup>i</sup>	Bond .....	12,113 <sup>i</sup>
Dismissal/nol prosequi .....	7,317 <sup>i</sup>	5,160 <sup>i</sup>	12,477 <sup>i</sup>	Dismissal/nolle prosequi ..	2,224 <sup>i</sup>
Dead docket <sup>m</sup> .....	3,141 <sup>i</sup>	1,006 <sup>i</sup>	4,147 <sup>i</sup>	Dead docket <sup>m</sup> .....	226 <sup>i</sup>

Boldface headings indicate the classifications used by the CSIM project.  
 N/A = This case type is handled by the court but the data were unavailable.

<sup>c</sup>Judge information:

Superior Court judges handle juvenile cases in those counties without independent Juvenile Court judges. These cases are included on the Juvenile Court statistical profile.

<sup>d</sup>Case definition or unit of count:

A civil case is counted with the filing of a petition or complaint.  
 The criminal case unit of count for caseload data is the number of dockets per the indictment or accusation.  
 A jury trial is counted if tried to verdict.  
 A non-jury trial is counted if tried to decision.

<sup>9</sup>Change in pending does not equal the difference between filings and dispositions:

Figures are as given by the administrative office of the court.

<sup>i</sup>Data are not complete:

These data do not include cases handled in the Superior Court of Cobb County.

<sup>l</sup>Special source or revision in the data:

All pending caseload data, trial, and type of disposition data were provided by the Administrative Office of the Courts during data verification.

<sup>m</sup>Information on disposition type or trial data:

"Dead docket" refers to criminal or traffic cases which were placed on inactive status.  
 Trial and disposition category figures do not equal total dispositions of criminal, and traffic cases as a result of the use of differing counting units. Figures for trials and types of dispositions are given by the number of counts involved.

Source: Administrative Office of the Courts, Seventh Annual Report (Atlanta, Georgia: February, 1981). Statistics are from the annual report except that totals have been computed where necessary, and additional information was supplied by the Administrative Office of the Courts during data verification.



**GEORGIA STATE COURT AND COUNTY COURT**  
**Court of limited jurisdiction**  
**61 courts, 78 judges; 3 courts, 3 judges**  
**July 1, 1979 to June 30, 1980**

	Beginning pending	Filed	Disposed	End pending
<b>Civil:</b>				
General civil .....	N/A	90,358	84,568	N/A
Independent motion .....	N/A	63,633	50,556	N/A
Total civil .....	N/A	153,991	135,124	N/A
<b>Criminal:</b>				
Misdemeanor .....	N/A	90,609	79,761	N/A
Total criminal .....	N/A	90,609	79,761	N/A
<b>Traffic:</b>				
Total traffic .....	N/A	190,504	185,541	N/A
<b>Grand total .....</b>	<b>N/A</b>	<b>435,104</b>	<b>400,426</b>	<b>N/A</b>

Boldface headings indicate the classifications used by the CSIM project.  
N/A = This case type is handled by the court, but the data were unavailable.

<sup>d</sup>Case definition or unit of count:

- A civil case is counted with the filing of a petition or complaint.
- The criminal case unit of count is the number of docket entries.
- A jury trial is counted if tried to verdict.
- A non-jury trial is counted if tried to decision.

<sup>m</sup>Information on disposition type or trial data:

- "Dead docket" refers to criminal or traffic cases which were put on inactive status.
- Trial and disposition category figures do not equal total dispositions for civil, criminal, and traffic cases as a result of the use of differing counting methods. Figures for criminal trials and type of disposition are given by the number of counts involved.

Source: Administrative Office of the Courts, Seventh Annual Report (Atlanta, Georgia: February, 1981). Statistics are from the annual report except that totals have been computed where necessary.

**GEORGIA PROBATE COURT<sup>1</sup>**  
**Court of limited jurisdiction**  
**159 counties, 159 judges**  
**July 1, 1979 to June 30, 1980**

	Beginning pending	Filed	Disposed	End pending
<b>Civil:</b>				
<b>Estate:</b>				
<b>Probate/wills/intestate:</b>				
Letters of administration .....	N/A	1,902 <sup>1</sup>	N/A	N/A
No administration necessary .....	N/A	1,178 <sup>1</sup>	N/A	N/A
Common probate .....	N/A	600 <sup>1</sup>	N/A	N/A
Solemn probate .....	N/A	6,402 <sup>1</sup>	N/A	N/A
Total .....	N/A	10,082 <sup>1</sup>	N/A	N/A
<b>Guardianship/conservatorship/trusteeship:</b>				
Guardianship .....	N/A	2,050 <sup>1</sup>	N/A	N/A
12 months support .....	N/A	1,237 <sup>1</sup>	N/A	N/A
Total .....	N/A	3,287 <sup>1</sup>	N/A	N/A
Total .....	N/A	13,369 <sup>1</sup>	N/A	N/A
<b>Mental Health:</b>				
Involuntary/continued hospitalization .....	N/A	2,807 <sup>1</sup>	N/A	N/A
<b>Extraordinary writ:</b>				
Habeas corpus .....	N/A	1,230 <sup>1</sup>	N/A	N/A
<b>Other civil:</b>				
Marriage licenses .....	N/A	44,518 <sup>1</sup>	N/A	N/A
Pistol licenses .....	N/A	30,130 <sup>1</sup>	N/A	N/A
Total .....	N/A	74,648 <sup>1</sup>	N/A	N/A
Total civil .....	N/A	92,054 <sup>1</sup>	N/A	N/A
<b>Criminal:</b>				
<b>Misdemeanor .....</b>	<b>N/A</b>	<b>X</b>	<b>N/A</b>	<b>N/A</b>
Total criminal .....	N/A	X	N/A	N/A
<b>Traffic:</b>				
Total traffic .....	N/A	X	N/A	N/A
<b>Grand total .....</b>	<b>N/A</b>	<b>240,314<sup>1</sup></b>	<b>N/A</b>	<b>N/A</b>

Georgia Probate Court (continued)

Boldface headings indicate the classifications used by the CSIM project.  
 N/A = This case type is handled by the court, but the data are unavailable.  
 X = The data for this case type are known to be included in the total but were not available by category.

<sup>a</sup>Court jurisdiction:  
 Only those 92 Probate Courts located in counties with no State Court have **criminal** jurisdiction.  
<sup>d</sup>Case definition or unit of count:  
 A civil case is counted with the filing of the petition or complaint.  
 The criminal case unit of count is the number of docket entries.

<sup>i</sup>Data are incomplete:  
 Seventy-eight of one-hundred-fifty-nine counties reported civil cases. All criminal data are complete.

Source: Administrative Office of the Courts, *Seventh Annual Report* (Atlanta, Georgia: February, 1981). Statistics are taken from the annual report except that totals were computed where necessary.

GEORGIA JUVENILE COURTS<sup>i</sup>  
 Court of limited jurisdiction  
 159 courts, 43<sup>c</sup> judges  
 July 1, 1979 to June 30, 1980

	Beginning pending	Filed	Disposed	End pending
<b>Traffic<sup>d</sup>:</b>				
<b>Other traffic violation:</b>				
Juvenile traffic .....	N/A	1,111 <sup>i</sup>	1,098 <sup>i</sup>	N/A
Total traffic .....	N/A	1,111 <sup>i</sup>	1,098 <sup>i</sup>	N/A
<b>Juvenile<sup>d</sup>:</b>				
<b>Criminal-type offense:</b>				
Delinquent .....	N/A	17,700 <sup>i</sup>	16,941 <sup>i</sup>	N/A
<b>Status offense:</b>				
Unruly .....	N/A	4,428 <sup>i</sup>	4,239 <sup>i</sup>	N/A
<b>Non-offense:</b>				
Deprived .....	N/A	3,580 <sup>i</sup>	3,342 <sup>i</sup>	N/A
<b>Other juvenile:</b>				
Special proceedings .....	N/A	751 <sup>i</sup>	667 <sup>i</sup>	N/A
Total juvenile .....	N/A	26,459 <sup>i</sup>	25,189 <sup>i</sup>	N/A
Grand total .....	N/A	27,570 <sup>i</sup>	26,287 <sup>i</sup>	N/A

Boldface headings indicate the classifications used by the CSIM project.  
 N/A = This case type is handled by the court, but the data are unavailable.

<sup>c</sup>Judge information:  
 There were 8 full-time, 35 part-time Juvenile Court judges. In addition, 5 State Court judges serve as Juvenile Court judges. Superior Court judges handle **juvenile** cases in those counties (101) without a separate Juvenile Court. Those cases are included in these Juvenile Court figures.

<sup>d</sup>Case definition or unit of count:  
 Juvenile and traffic cases are counted in terms of the number of children handled by the court.

<sup>i</sup>Data are not complete:  
 Figures do not include data for Bibb, Chatham, Douglas, Floyd, Hall, Muscogee, Spalding and Troup Counties.

Source: The Administrative Office of the Courts, *Seventh Annual Report* (Atlanta, Georgia: February, 1981). Statistics are from the annual report except that totals have been computed where necessary.

GEORGIA MUNICIPAL COURT  
 Court of limited jurisdiction  
 2 courts, 2 judges  
 July 1, 1979 to June 30, 1980

There were no data available for cases handled in the Municipal Court for fiscal year 1980.

GEORGIA CIVIL COURT  
 Court of limited jurisdiction  
 2 courts, 3 judges  
 July 1, 1979 to June 30, 1980

There were no data available for cases handled in the Civil Court for fiscal year 1980.

GEORGIA SMALL CLAIMS COURT  
 Court of limited jurisdiction  
 97 courts, 97 judges  
 July 1, 1979 to June 30, 1980

There were no data available for cases handled in the Small Claims Court for fiscal year 1980.

GEORGIA MAGISTRATE'S COURT  
Court of limited jurisdiction  
4 courts, 5 magistrates  
July 1, 1979 to June 30, 1980

There were no data available for cases handled in the Magistrate's Court for fiscal year 1980.

---

GEORGIA JUSTICE OF THE PEACE COURT  
Court of limited jurisdiction  
1560 judgeships  
July 1, 1979 to June 30, 1980

There were no data available for cases handled in the Justice of the Peace Court for fiscal year 1980.

---

GEORGIA RECORDER'S COURT, MAYOR'S COURT, MUNICIPAL COURT,  
CITY COUNCIL COURT, POLICE COURT, AND CRIMINAL COURT  
Court of limited jurisdiction  
384 courts  
July 1, 1979 to June 30, 1980

There were no data available for cases handled in the Recorder's Court, Mayor's Court, Municipal Court, City Council Court, Police Court, or Criminal Court for fiscal year 1980.

---

# GUAM COURT SYSTEM, 1980

Appeals to the United States  
District Court for the Territory  
of Guam (9th Circuit)



## SUPERIOR COURT

5 judges

Jurisdiction:

- Original jurisdiction in all civil cases arising under the laws of Guam except for causes arising under the constitution, treaties, laws of the United States, and any other matter involving the Territorial Income Tax Law.
  - Original jurisdiction in all criminal cases arising under the laws of Guam except for causes arising under the constitution, treaties, laws of the United States, and any other matter involving the Territorial Income Tax Law.
  - Original jurisdiction in traffic matters. Appellate jurisdiction over traffic cases with a fine greater than \$25 or a jail sentence. Traffic Violations Bureau processes all traffic citations, illegal parking, and moving violations.
  - Original jurisdiction in all juvenile matters.
- Jury trials.

Court of  
general  
jurisdiction



Indicates route of appeal.

GUAM SUPERIOR COURT  
 Court of general jurisdiction  
 1 court, 5 judges  
 January 1, 1980 to December 31, 1980

	Beginning pending	Filed	Disposed	End pending
<b>Civil<sup>d</sup>:</b>				
<b>Law:</b>				
Civil .....	2,932	1,151	822	3,261
<b>Small claims</b> .....	4,380	2,909	3,862	3,427
<b>Real property rights:</b>				
Land registration .....	115	18	80	53
<b>Domestic relations:</b>				
Domestic .....	1,154	1,084	523	1,715
Estate .....	1,077	173	47	1,203
<b>Other civil:</b>				
Special proceedings.....	<u>520</u>	<u>565</u>	<u>1,007</u>	<u>78</u>
Total civil .....	10,178	5,900	6,341	9,737
<b>Criminal<sup>d</sup>:</b>				
<b>Felony</b> .....	476	103	353	226
<b>Misdemeanor</b> .....	<u>477<sup>f</sup></u>	<u>647</u>	<u>675</u>	<u>449</u>
Total criminal .....	953 <sup>f</sup>	750	1,028	675
<b>Traffic:</b>				
Total traffic .....	12,405	26,649	24,432	14,6239
<b>Juvenile:</b>				
<b>Criminal-type offense:</b>				
Juvenile delinquency .....	137	275	306	106
<b>Other juvenile:</b>				
Juvenile special proceedings .....	<u>475</u>	<u>368</u>	<u>736</u>	<u>107</u>
Total juvenile .....	612	643	1,042	213
Grand total .....	24,148 <sup>f</sup>	33,942	32,843	25,2489

Boldface headings indicate the classifications used by the CSIM project.

<sup>d</sup>Case definition or unit of count:

A civil case is counted with the filing of a petition or complaint.

The criminal case unit of count is the number of informations, indictments, or complaints.

<sup>f</sup>Beginning pending figure for the 1980 court year does not equal the end pending figure for the 1979 court year:

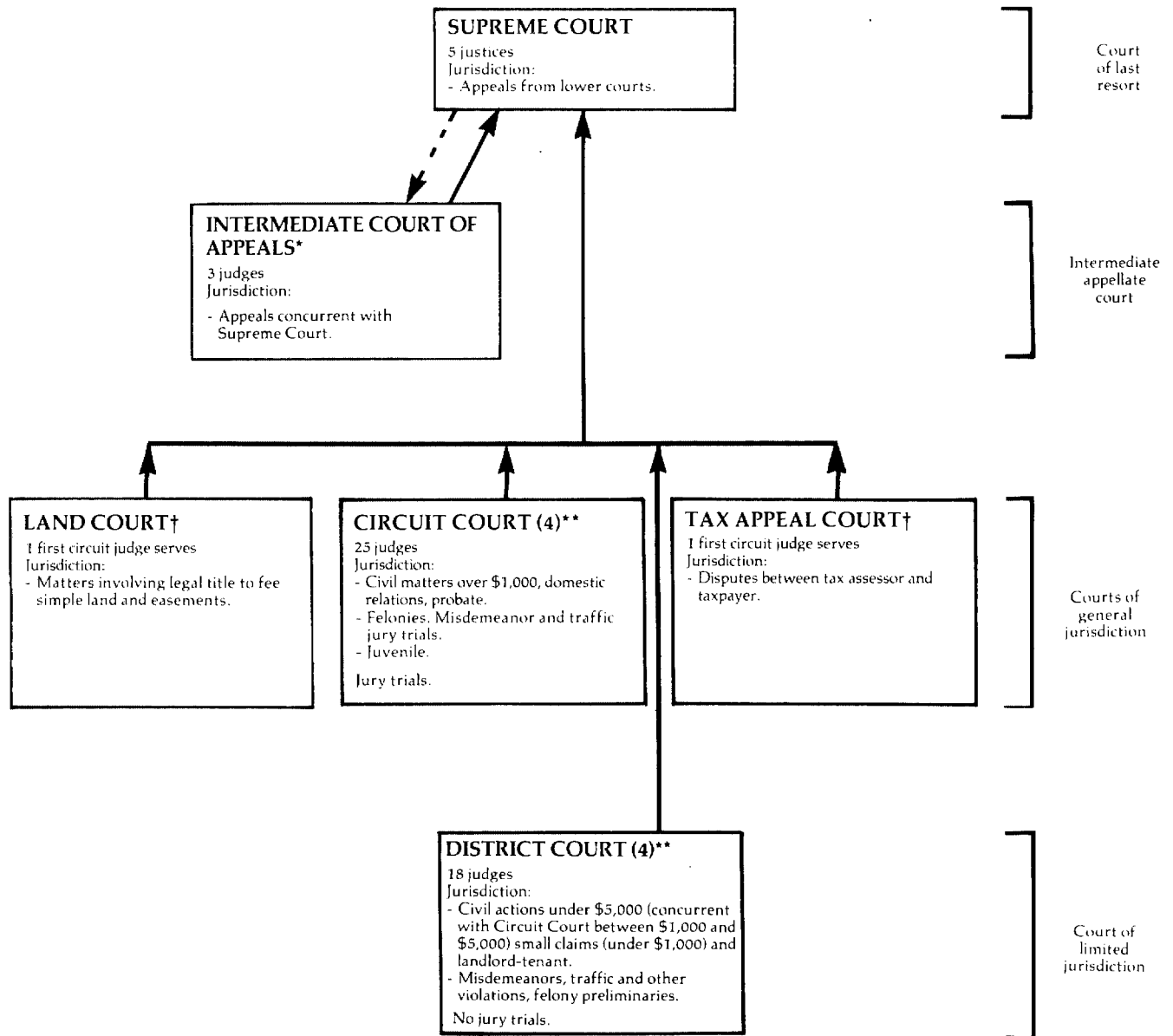
Figures are as given in the annual report.

<sup>g</sup>Change in pending does not equal the difference between filings and dispositions:

Figures are as given in the 1980 Guam annual report.

Source: Superior Court of Guam, 1980 Annual Report (Agana, Guam). Statistics are from the annual report except that totals have been computed where necessary.

# HAWAII COURT SYSTEM, 1980



↑ Indicates route of appeal

↑ Indicates transfer of cases

\*The Intermediate Court of Appeals was established pursuant to Act 111 of the 1979 Legislature and held its first session on April 28, 1980.

†The Land Court and Tax Appeal Court hear special cases, but are considered general jurisdiction courts for this report because circuit judges serve.

\*\*The Circuit Court and District Court are both courts of record. District Courts hear high volume cases. The Circuit Court hears all jury trials. For purposes of this report, the Circuit Court is considered a court of general jurisdiction since it handles felony cases.

HAWAII SUPREME COURT  
Court of last resort  
5 justices  
July 1, 1979 to June 30, 1980

	Beginning pending	Filed	Disposed	End pending
<b>Cases:</b>				
<b>Appeals:</b>				
Civil .....	449	207	296	360
<b>Criminal:</b>				
Criminal .....	235	157	188	204
Traffic .....	20	23	6	37
Total .....	255	180	194	241
Total appeals .....	704	387	490	601
<b>Other cases:</b>				
<b>Original proceedings:</b>				
<b>Original jurisdiction:</b>				
Habeas corpus .....	1 <sup>1</sup>	7 <sup>1</sup>	7 <sup>1</sup>	1 <sup>1</sup>
Prohibition .....	2 <sup>1</sup>	5 <sup>1</sup>	6 <sup>1</sup>	1 <sup>1</sup>
Mandamus .....	3 <sup>1</sup>	10 <sup>1</sup>	12 <sup>1</sup>	1 <sup>1</sup>
Other .....	1 <sup>1</sup>	7 <sup>1</sup>	4 <sup>1</sup>	4 <sup>1</sup>
Total .....	7	29	29	7
Requests to appeal .....				
Total other cases .....	7	29	29	7
Total cases .....	711	416	519	608
<b>Other proceedings:</b>				
Rehearing requests .....	5	17	20	2
<b>Other matters:</b>				
Motions .....	84	780	765	99
Total other proceedings .....	89	797	785	101

	Manner of disposition					Disposition of cases	
	Written opinion <sup>m</sup>	Motion to dismiss granted	Withdrawals and discontinued	Transferred	Other	Affirmances (including reversed in part and modified and affirmed) ....	Appeals
<b>Appeals:</b>							
Civil .....	26	3	46	221	0		103
<b>Criminal:</b>							
Criminal .....	108	2	29	38	11		29
Traffic .....	1	0	2	3	0		
Original proceedings ..	6	0	2	0	21		3
Rehearing requests.....	0	0	0		20		
Motions.....	0	0	0	19	746		
Total.....	141	5	79	281	798		

Status of pending matters (6/30/80)

Being briefed .....	344
Ready .....	273
Set for hearing .....	21
Argued .....	71
Total pending .....	709

Time interval data<sup>1</sup> (median months)

	Appeals		Original proceedings
	Civil	Criminal	
Appeal filed to regular or memorandum opinion filed...	35.6	22.4	5.6

Boldface headings indicate the classifications used by the CSIM project.

<sup>1</sup>Special source or revision in data:

The breakdown of **original jurisdiction** cases and time interval data were supplied by the office of the clerk of the Supreme Court.

<sup>m</sup>Information on disposition type or trial data:

Written opinions include both full and per curiam opinions.

Source: Administrative Director of the Courts, State of Hawaii: Annual Report 1979-1980 (Honolulu, Hawaii: 1981). Source of case data is included in the annual report. Statistics are from the annual report, except that totals have been computed where necessary. Additional data were supplied by the clerk of court during data verification.

HAWAII INTERMEDIATE COURT OF APPEALS<sup>a</sup>  
Intermediate Appellate Court  
3 judges  
July 1, 1979 to June 30, 1980

	Beginning pending	Filed	Disposed	End pending
<b>Cases:</b>				
<b>Appeals:</b>				
Civil .....	0	221	13	208
<b>Criminal:</b>				
Criminal .....	0	38	21	17
Traffic .....	0	3	1	2
Total .....	0	41	22	19
Total appeals .....	0	262	35	227
<hr/>				
Total cases .....	0	262	35	227
<hr/>				
<b>Other proceedings:</b>				
Rehearing requests .....	0	2	2	0
<b>Other matters:</b>				
Motions .....	0	19	5	14
Total other proceedings .....	0	21	7	14

	Manner of disposition				Disposition of cases <sup>1</sup>			Appeals
	Written opinion <sup>m</sup>	Motion to dismiss granted	Withdrawals and discontinued	Other	Affirmed (including reversed in part and modified and affirmed) .....	Reversals (including remands).....	Other (including dismissal of appeal) .....	
<b>Appeals:</b>								
Civil .....	7	1	5	0				21
<b>Criminal:</b>								
Criminal .....	21	0	0	0				6
Traffic .....	0	0	1	0				1
Rehearing requests.....	0	0	0	2				
Motions.....	0	1	0	4				
Total.....	28	2	6	6				

Status of pending matters (6/30/80)

Ready for hearing .....	199
Scheduled for hearing ..	30
Awaiting decision .....	12

Boldface headings indicate the classifications used by the CSIM project.

<sup>a</sup>Court information:

The Intermediate Court of Appeals was established pursuant to Act 111 of the 1979 Legislature. It held its first session on April 28, 1980.

<sup>1</sup>Special source or revision in data:

Disposition of cases data were supplied by the office of the clerk of the Supreme Court.

<sup>m</sup>Categories for disposition type or trial data:

Written opinions include both full and per curiam opinions.

Source: Administrative Director of the Courts, State of Hawaii: Annual Report 1979-1980 (Honolulu, Hawaii: 1981). Source of case data is included in the annual report. Statistics are from the annual report, except that totals have been computed where necessary. Additional data were supplied by the clerk of court during data verification.



HAWAII CIRCUIT COURT  
 Court of general jurisdiction  
 4 circuits, 25<sup>c</sup> judges  
 July 1, 1979 to June 30, 1980

	Beginning pending	Filed	Disposed	End pending
<b>Civil:</b>				
<b>Tort:</b>				
<b>Auto tort:</b>				
Personal injury or property damage or both, motor vehicle ..	1,271	772	586	1,457
<b>Other tort:</b>				
Personal injury or property damage or both, non-motor vehicle .....	1,142	624	467	1,299
Total .....	2,413	1,396	1,053	2,756
<b>Contract</b> .....	2,324	1,770	1,446	2,648
<b>Real property rights:</b>				
Condemnation .....	182	68	58	192
LandJ .....	11	0	0	11
Mechanics' and materialmen's lien .....	97	192	150	139
Total .....	290	260	208	342
<b>Domestic relations:</b>				
<b>Marriage dissolution:</b>				
Divorce .....	3,946	5,844	5,280	4,510
Annulment .....	18	26	23	21
Separation and separate maintenance .....	152	115	80	187
Total .....	4,116	5,985	5,383	4,718
<b>Support/custody:</b>				
Uniform reciprocal enforcement .....	1,232	2,394	2,277	1,349
<b>Adoption:</b>				
Adoption proceedings .....	642	788	821	609
<b>Other domestic relations:</b>				
Paternity/parental proceedings .....	982	618	623	977
Miscellaneous proceedings--Family Court .....	1,357 <sup>j</sup>	1,874 <sup>j</sup>	1,406 <sup>j</sup>	1,825 <sup>j</sup>
Adults' referrals .....	405	786	752	439
Supplemental proceedings--Family Court .....	3,172	2,750	2,418	4,033
Total .....	5,196	5,320	5,199	7,274
Total .....	11,906 <sup>j</sup>	14,487 <sup>j</sup>	13,680 <sup>j</sup>	13,950 <sup>j</sup>
<b>Estate:</b>				
<b>Probate/wills/intestate:</b>				
Regular probate .....	2,609	962	746	2,825
Small estate over \$10,000 .....	79 <sup>f</sup>	61	66	74
Small estate over \$2,000 .....	647 <sup>f</sup>	361	506	502
Small estate under \$2,000 .....	217 <sup>f</sup>	151	165	203
Total .....	3,552	1,535	1,483	3,604
<b>Guardianship/conservatorship/trusteeship:</b>				
Regular guardianship .....	3,248	381	176	3,453
Small guardianship .....	669	44	77	636
Special .....	263	0	263	0
Total .....	4,180	425	516	4,089
Total .....	7,732	1,960	1,999	7,693
<b>Mental Health</b> .....	(j)	(j)	(j)	(j)
<b>Other civil:</b>				
Naturalization .....	69	802	816	55
Other civil action .....	2,798	1,530	1,224	3,104
Other special proceedings .....	1,068	390	387	1,071
Supplemental proceedings .....	1,472 <sup>j</sup>	1,261 <sup>j</sup>	1,038 <sup>j</sup>	1,695 <sup>j</sup>
District Court transfers .....	173	98	90	181
Total .....	5,580 <sup>j</sup>	4,081 <sup>j</sup>	3,555 <sup>j</sup>	6,106 <sup>j</sup>
<b>Total civil</b> .....	30,245	24,662	21,941	33,495
<b>Criminal:</b>				
<b>Felony</b> <sup>1</sup> .....	3,081	1,916	1,612	3,386
<b>Misdemeanor</b> <sup>1</sup> .....	621	438	582	477
<b>Other criminal:</b>				
Criminal actions in Family Court .....	70	99	81	88
<b>Total criminal</b> .....	3,772	2,453	2,275	3,951
<b>Traffic:</b>				
<b>DWI/DUI:</b>				
Driving under the influence .....	14	40	33	21
<b>Other traffic violation:</b>				
Traffic offenses .....	63	31	52	42
Juvenile traffic .....	49	61	67	43
Total .....	112	92	119	85
<b>Total traffic</b> .....	126	132	152	106

(continued on next page)

Hawaii Circuit Court (continued)

Juvenile:

<b>Criminal-type offense:</b>				
Law violation .....	2,227	5,084	4,595	2,716
<b>Status offense:</b>				
Needing protective supervision .....	509	1,429	1,361	577
<b>Non-offense:</b>				
Needing services .....	360	453	415	398
<b>Other juvenile:</b>				
Other .....	162	365	349	178
Supplemental proceedings .....	474	1,032	977	529
<b>Total</b> .....	<b>636</b>	<b>1,397</b>	<b>1,326</b>	<b>707</b>
<b>Total juvenile</b> .....	<b>3,732</b>	<b>8,363</b>	<b>7,697</b>	<b>4,398</b>
<b>Grand total</b> .....	<b>37,875</b>	<b>35,610</b>	<b>32,065</b>	<b>41,950</b>

	<u>Trial<sup>d</sup></u>			<u>Criminal dispositions</u>			
	<u>Jury</u>	<u>Non-jury</u>	<u>Total</u>		<u>Felony and misdemeanor</u>	<u>Other criminal</u>	<u>Total</u>
<b>Civil:</b>							
<b>Tort:</b>							
Auto tort .....	20	3	23	Plea (no trial held) .....	1,066	15	1,081
Other tort .....	25	8	33	Dismissal .....	86	12	98
Total .....	45	11	56	Nolle prosequi (no service) .....	519	21	540
<b>Contract</b> .....	11	46	57	Other .....	220	29	249
Real property rights .....	1	4	5				
Domestic relations .....	3	40	43				
Other civil .....	18	79	97				
Total civil .....	78	180	258				
<b>Criminal:</b>							
Felony and misdemeanor ...	235	68	303				
Other criminal .....	1	3	4				
Total criminal .....	236	71	307				
<b>Traffic:</b>							
DWI/DUI .....	1	0	1				
Other traffic violations .	5	0	5				
Total traffic .....	6	0	6				
<b>Grand total</b> .....	<b>320</b>	<b>251</b>	<b>571</b>				

Civil dispositions

	<u>Auto tort</u>	<u>Other tort</u>	<u>Contract</u>	<u>Real property rights</u>	<u>Domestic relations</u>	<u>Estate</u>	<u>Other civil</u>	<u>Total</u>
Contested hearing .....	0	0	0	6	1,855	4	445	2,320
Uncontested hearing .....	1	4	23	24	5,953	1,022	883	7,910
Dismissal .....	475	344	669	37	--	15	917	2,457
No service .....	6	3	14	0	--	--	14	37
No answer .....	11	8	401	1	--	--	42	463
No statement of readiness .....	6	6	29	0	--	--	32	73
No trial held .....	5	8	26	4	523	--	25	591
Counseling service .....	--	--	--	--	744	--	--	744
Other .....	59	61	227	131	4,562	958	1,100	7,098

Juvenile dispositions

	<u>Criminal-type offense</u>	<u>Status offense</u>	<u>Non-offense</u>	<u>Other juvenile</u>	<u>Total</u>
Contested hearing .....	895	48	256	73	1,272
Uncontested hearing .....	1,674	202	78	128	2,082
Counseling service .....	1,715	1,068	33	258	3,074
Other .....	311	43	48	867	1,269

Boldface headings indicate the classifications used by the CSIM project.  
 -- = Not applicable.

<sup>c</sup>Judge information:

There are a total of 25 (18 circuit, 2 family, and 5 district family) judges that hear Circuit Court proper and Family Court cases. In the first circuit, Family Court cases are heard by the 2 Family Court and 5 District Family Court judges. In the other three circuits, both circuit and district court judges hear Family Court cases in addition to their regular assignments. All Family Court data are included with the Circuit Court data on this table and in the summary tables in Part I of this report.

<sup>d</sup>Case definition or unit of count:

A civil case is counted with the filing of a petition or complaint.  
 The criminal case unit of count is the number of defendants on the information or indictment.  
 A jury trial is counted when the jury is sworn.  
 A non-jury trial is counted at the point when an opening statement or the introduction of any evidence occurs.

<sup>f</sup>Beginning pending figure for the 1980 court year does not equal the end pending figure for the 1979 court year: These figures were indicated as corrected in the 1980 annual report.

<sup>j</sup>Explanation of data included in the category:

Land cases handled by the Land Court are not included.

Miscellaneous family contains mental health cases.

Supplemental proceedings in the other civil category include supplemental proceedings on criminal as well as civil cases.

District Court transfers are cases initiated in the District Court that demand a jury trial.

<sup>l</sup>Special source or revision in data:

Data breakdown for felony and misdemeanor cases was obtained by telephone from the administrative office of the courts.

This figure was corrected by the administrative office of the court during data verification.

Source: Administrative Director of the Courts, State of Hawaii: Annual Report 1979-1980 (Honolulu, Hawaii: 1981). Statistics are from the annual report, except that totals have been computed where necessary.

**HAWAII LAND COURT<sup>a</sup>**  
**Court of general jurisdiction**  
**1 first circuit judge serves**  
**July 1, 1979 to June 30, 1980**

	Beginning pending	Filed	Disposed	End pending
<b>Civil<sup>d</sup>:</b>				
<b>Real property rights:</b>				
Contested land registration cases .....	10	104	41	73
Total civil .....	10	104	41	73
<b>Grand total<sup>k</sup> .....</b>	<b>10</b>	<b>104</b>	<b>41</b>	<b>73</b>

Boldface headings indicate the classifications used by the CSIM project.

<sup>a</sup>Court jurisdiction:

Data for the Land Court are included with the general jurisdiction courts because circuit judges serve this court. The Circuit Court also handles some land cases.

<sup>d</sup>Case definition or unit of count:

A civil case is counted with the filing of a petition or complaint.

<sup>k</sup>Additional information:

In addition to the 104 contested land registrations filed, there were 3,426 ex parte petitions filed.

Source: Administrative Director of the Courts, State of Hawaii: Annual Report 1979-1980 (Honolulu, Hawaii: 1981). Statistics are from the annual report except that totals have been computed where necessary.

**HAWAII TAX APPEAL COURT<sup>a</sup>**  
**Court of general jurisdiction**  
**1 first circuit judge serves**  
**July 1, 1979 to June 30, 1980**

	Beginning pending	Filed	Disposed	End pending
<b>Civil<sup>d</sup>:</b>				
<b>Appeal:</b>				
Appeal of administrative agency case .....	27	34	21	40
Total civil .....	27	34	21	40
<b>Grand total .....</b>	<b>27</b>	<b>34</b>	<b>21</b>	<b>40</b>

Boldface headings indicate the classifications used by the CSIM project.

<sup>a</sup>Court jurisdiction:

Data for the Tax Appeal Court are included with the general jurisdiction courts because circuit judges serve.

<sup>d</sup>Case definition or unit of count:

A civil case is counted with the filing of a petition or complaint.

Source: Administrative Director of the Courts, State of Hawaii: Annual Report 1979-1980 (Honolulu, Hawaii: 1981). Statistics are from the annual report, except that totals have been computed where necessary.

**HAWAII DISTRICT COURT**  
**Court of limited jurisdiction**  
**4 districts, 18<sup>c</sup> judges**  
**July 1, 1979 to June 30, 1980**

	Beginning pending	Filed	Disposed	End pending
<b>Civil:</b>				
Tort .....	1,509	904	683	1,730
<b>Contract:</b>				
Assumpsit .....	5,068	9,272	8,410	5,930
Small claims .....	468	2,136	1,775	829
<b>Real property rights:</b>				
Summary possession .....	1,181	1,038	898	1,321
<b>Appeal:</b>				
Appeal of administrative agency case:				
Nonpayment of taxes .....	258	3	2	259
Other civil .....	100	245	126	219
<b>Total civil</b> .....	<b>8,584</b>	<b>13,598</b>	<b>11,894</b>	<b>10,288</b>
<b>Criminal:</b>				
Misdemeanor .....	X	X	19,879	X
<b>Ordinance violation:</b>				
Other violations .....	4,821	22,643	22,696	4,768
<b>Preliminary hearing:</b>				
Felony .....	X	X	933	X
<b>Total criminal</b> .....	<b>8,507</b>	<b>43,914</b>	<b>43,508</b>	<b>8,913</b>
<b>Traffic:</b>				
<b>DWI/DUI:</b>				
Driving under the influence .....	1,283	2,770	2,625	1,428
<b>Parking</b> .....	26,915	518,989	482,296	63,608
<b>Other traffic violation:</b>				
Moving arrest and citation .....	30,283	131,803	130,269	31,817
Non-moving .....	31,551	60,935	56,468	36,018
<b>Total</b> .....	<b>61,834</b>	<b>192,738</b>	<b>186,737</b>	<b>67,835</b>
<b>Total traffic</b> .....	<b>90,032</b>	<b>714,497</b>	<b>671,658</b>	<b>132,871</b>
<b>Grand total</b> .....	<b>107,123</b>	<b>772,009</b>	<b>727,060</b>	<b>152,072</b>

	Non-jury trial <sup>d</sup>	Civil dispositions		
		Discontinuance/ dismissed	Default/ confession	Commitment to cir- cuit court, jury trial demanded
<b>Civil:</b>				
Tort .....	54	320	279	30
Contract .....	122	2,152	6,113	23
Small claims .....	581	773	421	0
Real property rights ....	46	367	463	22
Appeal of administrative agency case .....	9	0	2	0
Other civil .....	812	60	56	1
<b>Total civil</b> .....		<b>3,672</b>	<b>7,334</b>	<b>76</b>

	Criminal dispositions			Traffic dispositions			
	Misdemeanor	Ordinance violation	Total	DWI/DUI	Parking	Other traffic violation	Total
<b>Misdemeanor and ordinance violation:</b>							
Nolle prosequi.....	1,423	222	1,645	48	2,383	5,814	8,245
Total conviction.....	8,981	1,337	10,318	2,220	40,777	52,399	95,396
Discharge/dismissal.....	4,662	599	5,261	156	48,074	24,266	72,496
Stricken.....	2,711	1,714	4,425	73	28,246	37,388	65,707
Bail forfeiture.....	1,603	18,813	20,416	91	362,816	66,838	429,745
Commitment to Circuit Court, jury trial demanded .....	499	11	510	37	0	32	69
<b>Preliminary hearing:</b>							
Stricken or discharged....	--	--	253				
Committed to grand jury...	--	--	512				
Committed to circuit court	--	--	168				

---

Boldface headings indicate the classification used by the CSIM project.

X \* The data for this case type are known to be included in the total but were not available by category.

-- \* Not applicable.

<sup>c</sup>Judge information:

The six district judges in the second, third, and fifth circuits hear Family Court cases in addition to their regular assignments. These Family Court cases are displayed with the Circuit Court data in this report.

<sup>d</sup>Case definition or unit of count:

A civil case is counted with the filing of a petition or complaint.

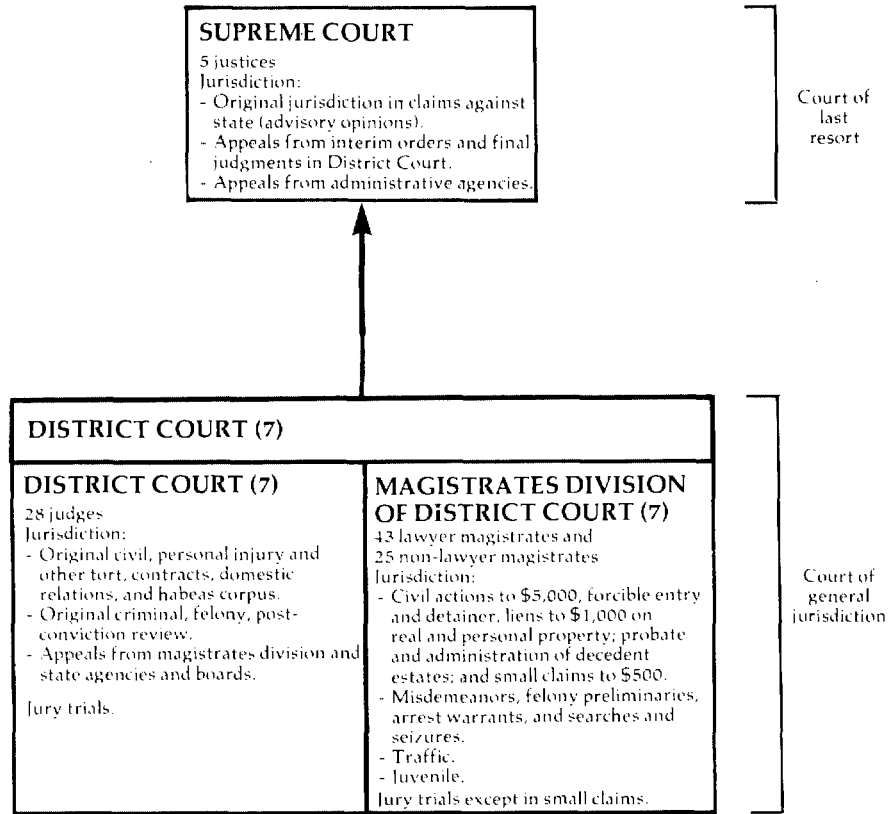
The criminal case unit of count is the individual offense on the information or complaint.

A non-jury trial is counted at the point when an opening statement or the introduction of any evidence occurs.

Source: Administrative Director of the Courts, State of Hawaii: Annual Report 1979-1980 (Honolulu, Hawaii: 1981). Statistics are from the annual report, except that totals have been computed where necessary.

---

# IDAHO COURT SYSTEM, 1980



↑ Indicates route of appeal.

IDAHO SUPREME COURT  
Court of last resort  
5 justices  
January 1, 1980 to December 31, 1980

Cases:	Beginning pending	Filed <sup>J</sup>	Disposed	End pending
<b>Appeals:</b>				
<b>Civil:</b>				
Auto negligence .....	1	0	1	0
Other negligence .....	1	3	0	4
Tax appeals .....	9 <sup>f</sup>	2	5	6
Domestic relations .....	24	17	13	28
Environment/zoning .....	3	2	1	4
Other .....	291 <sup>f</sup>	208	172	327
Total .....	329 <sup>f</sup>	232	192	369
<b>Criminal:</b>				
Judgments .....	120	94	78	136
Other .....	25	19	22	22
Total .....	145	113	100	158
<b>Postconviction remedy:</b>				
Postconviction relief .....	7	6	2	11
Habeas corpus appeals .....	5	13	8	10
Total .....	12	19	10	21
<b>Appeal of administrative agency case:</b>				
Industrial Commission .....	41	26	26	41
Public utility commission .....	13	7	4	16
Total .....	54	33	30	57
<b>Juvenile:</b>				
YRA and CPAJ .....	6	1	4	3
<b>Other appeals:</b>				
Interlocutory appeals .....	2	4	5	1
Total appeals .....	548 <sup>f</sup>	402	341	609
<b>Other cases:</b>				
<b>Original proceedings:</b>				
<b>Original jurisdiction:</b>				
Habeas corpus .....	3	14	13	4
Mandamus .....	2	13	13	2
Prohibition .....	0	2	2	0
Other .....	2	6	6	2
Total .....	7	35	34	8
<b>Disciplinary matter:</b>				
Disciplinary .....	3	1	1	3
Total .....	10	36	35	11
Requests to appeal .....	10	36	35	11
Total other cases .....	10	36	35	11
<hr/>				
Total cases .....	558 <sup>f</sup>	438	376	620
<b>Other proceedings:</b>				
Rehearing requests .....	N/A	56	58	N/A
<b>Other matters:</b>				
Extension of time .....	N/A	791	812	N/A
Motion to dismiss .....	N/A	157	155	N/A
Other .....	N/A	487	489	N/A
Total .....	N/A	1,435	1,456	N/A
Total other proceedings .....	N/A	1,491	1,514	N/A

Manner of disposition<sup>1</sup>

	Appeals				Total	Original jurisdiction	Total
	Civil and juvenile	Criminal and postconviction remedy	Administrative agency	Total			
Cases disposed with opinion .....	113	64	68	195	3	198	
Number of majority opinions .....	93	44	11	148	1	149	
Per curiam opinions .....	20	20	7	47	2	49	
Cases disposed without opinion .....	83	46	12	141	32	173	

Time interval data (average days)

	<u>Civil and juvenile</u>	<u>Criminal and postconviction</u>	<u>Administrative agency</u>
<b>Appeal:</b>			
Filing to at issue .....	244	315	203
At issue to hearing .....	399	338	373
Hearing to final closure .....	181	140	131

(continued on next page)

**Boldface headings indicate the classifications used by the CSIM project.**

**Blank space = Not enough information is known. The case category may or may not be handled by the court.**

**N/A = This case type is handled by the court, but the data are unavailable.**

**f**Beginning pending figure for the 1980 court year does not equal the end pending figure for the 1979 court year:

Corrections were made based on an inventory of cases.

**h**Figure was computed:

Beginning pending figure was calculated from filing, disposition, and end pending data.

**j**Explanation of data included in the category:

Filed figures include cases added and cases transferred.

YRA cases are juvenile delinquency cases filed under the Youth Rehabilitation Act. CPA cases involve dependent or neglected children petitions filed under the Child Protection Act.

**l**Special source or revision in the data:

Figures on the manner of disposition were supplied by the clerk of the court during data verification.

Source: Administrative Office of the Courts, The Idaho Courts 1980 Annual Report and The Idaho Courts 1980 Annual Report Appendix (Boise, Idaho). Statistics are from the annual report except that totals have been calculated where necessary, and additional information was supplied by the clerk of the court during data verification.

---



IDAHO DISTRICT COURT  
 Court of general jurisdiction  
 7 districts, 28 judges  
 January 1, 1980 to December 31, 1980

	Beginning pending	Filed	Disposed	End pending
<b>Civil:</b>				
<b>Tort:</b>				
Personal injury/property damage .....	1,554 <sup>fh</sup>	1,150	1,022	1,682
<b>Small claims</b> .....	2	0	2	0
<b>Domestic relations:</b>				
<b>Support/custody:</b>				
Support proceedings .....	507 <sup>fh</sup>	340	466	381
Adoption .....	1 <sup>fh</sup>	2	2	1
<b>Other domestic relations:</b>				
Domestic relations .....	1,089 <sup>fh</sup>	1,071	1,174	986
<b>Total</b> .....	1,597 <sup>fh</sup>	1,413	1,642	1,368
<b>Estate:</b>				
<b>Probate/wills/intestate:</b>				
Informal estate .....	5	3	1	7
Formal estate .....	1	1	0	2
<b>Total</b> .....	6	4	1	9
<b>Guardianship/conservatorship/trusteeship:</b>				
Guardianship of minors .....	3 <sup>fh</sup>	0	1	2
Guardianship of incapacitated .....	2	2	2	2
<b>Total</b> .....	5 <sup>fh</sup>	2	3	4
<b>Total</b> .....	11 <sup>fh</sup>	6	4	13
<b>Appeal:</b>				
<b>Appeal of trial court case:</b>				
Civil appeal .....	232 <sup>fh</sup>	325	294	263
Special proceeding appeal <sup>J</sup> .....	16 <sup>fh</sup>	38	31	23
<b>Total</b> .....	248 <sup>fh</sup>	363	325	286
<b>Extraordinary writ:</b>				
Habeas corpus .....	44 <sup>fh</sup>	59	70	33
<b>Other civil:</b>				
Other complaints and petitions .....	5,389 <sup>fh</sup>	5,128	4,561	5,956
All other special hearings .....	55 <sup>fh</sup>	68	74	49
<b>Total</b> .....	5,444 <sup>fh</sup>	5,196	4,635	6,005
<b>Total civil</b> .....	8,900 <sup>fh</sup>	8,187	7,700	9,387
<b>Criminal:</b>				
<b>Felony:</b>				
Felony--drug .....	159 <sup>fh</sup>	343	336	166
Felony--driving while intoxicated .....	101 <sup>fh</sup>	183	188	96
Other felony .....	985 <sup>fh</sup>	2,559	2,408	1,136
<b>Total</b> .....	1,245 <sup>fh</sup>	3,085	2,932	1,398
<b>Misdemeanor:</b>				
Misdemeanor--drug .....	8 <sup>fh</sup>	26	28	6
Other misdemeanor .....	29 <sup>fh</sup>	194	199	24
<b>Total</b> .....	37 <sup>fh</sup>	220	227	30
<b>Appeal</b> .....	98 <sup>fh</sup>	67	88	77
<b>Total criminal</b> .....	1,380 <sup>fh</sup>	3,372	3,247	1,505
<b>Traffic:</b>				
<b>DWI/DUI:</b>				
Misdemeanor--driving while intoxicated .....	4	15	15	4
<b>Other traffic violation:</b>				
Traffic .....	1 <sup>fh</sup>	5	5	1
<b>Total traffic</b> .....	5 <sup>fh</sup>	20	20	5
<b>Juvenile:</b>				
<b>Criminal-type offense:</b>				
Youth Rehabilitation Act--other .....	0	1	0	1
<b>Non-offense:</b>				
Child Protection Act .....	1	1	1	1
<b>Total juvenile</b> .....	1	2	1	2
<b>Grand total</b> .....	10,286 <sup>fh</sup>	11,581	10,968	10,899

(continued on next page)

Total trial <sup>d</sup>		Time interval data (average days)	
<b>Civil:</b>		<b>Criminal:</b>	
Tort .....	285	Felony .....	2,093
Small claims .....	1	Misdemeanor .....	128
<b>Domestic relations:</b>		Appeal .....	31
Support/custody .....	115	Total criminal .....	2,252
Adoption .....	2	<b>Traffic:</b>	
Other domestic relations .....	659	DWI/DUI .....	6
Total .....	776	Other traffic violations .....	0
<b>Estate:</b>		Total traffic .....	6
Probate/wills/intestate .....	1	<b>Juvenile:</b>	
Guardianship/conservatorship trusteeship .....	3	Criminal-type offense .....	0
Total .....	4	Non-offense .....	0
<b>Appeal:</b>		Total juvenile .....	0
Appeal of trial court case ..	158		
Extraordinary writs .....	31		
Other civil .....	1,738		
Total civil .....	2,993		
Grand total .....		5,251	

Days to disposition:

Criminal and traffic:	
Cases disposed by dismissal .....	166
Cases disposed by guilty plea .....	117
Cases disposed after trial and sentencing ..	208

Boldface headings indicate the classification used by the CSIM project.

<sup>d</sup>Case definition or unit of count:

A civil case is counted with the filing of a petition or complaint. The criminal case unit of count is the number of defendants on the information or indictment. A trial is counted when it has officially begun (the jury is sworn or there is an opening statement or the introduction of any evidence). Also included with the trial data are cases closed at hearings.

<sup>f</sup>Beginning pending figure for the 1980 court year does not equal the end pending figure for the 1979 court year:

Corrections were made to end pending figures for the 1980 court year based on an inventory of cases. This caused the beginning pending figures for the 1980 court year, computed from filed, disposed, and end pending figures, to be different from end pending figures reported for 1979.

<sup>h</sup>Figures were computed:

Beginning pending figures were computed from filing, disposition, and end pending data.

<sup>j</sup>Explanation of data included in the category:

Special proceeding appeals may include some juvenile appeals.

Source: Administrative Office of the Courts, The Idaho Courts 1980 Annual Report (Boise, Idaho). Statistics are from the annual report except that totals have been computed where necessary.

**IDAHO MAGISTRATES DIVISION OF DISTRICT COURT<sup>a</sup>**  
 Court of general jurisdiction  
 7 districts, 43 lawyer magistrates and 25 non-lawyer magistrates.  
 January 1, 1980 to December 31, 1980

	Beginning pending	Filed	Disposed	End pending
<b>Civil:</b>				
<b>Tort:</b>				
Personal injury/property damage .....	601 <sup>f</sup>	633	629	605
Small claims .....	4,359 <sup>f</sup>	14,323	13,948	4,734
<b>Domestic relations:</b>				
<b>Support/custody:</b>				
Support proceedings .....	2,482 <sup>f</sup>	3,117	2,620	2,979
Adoption .....	364 <sup>f</sup>	1,045	1,025	384
<b>Other domestic relations:</b>				
Domestic relations .....	3,669 <sup>f</sup>	8,676	8,289	4,056
Total .....	6,515 <sup>f</sup>	12,838	11,934	7,419
<b>Estate:</b>				
<b>Probate/wills/intestate:</b>				
Informal estate .....	3,164 <sup>f</sup>	2,765	2,777	3,152
Formal estate .....	938 <sup>f</sup>	736	759	915
Total .....	4,102 <sup>f</sup>	3,501	3,536	4,067
<b>Guardianship/conservatorship/trusteeship:</b>				
Guardianship of minors .....	264 <sup>f</sup>	236	187	313
Guardianship of incapacitated .....	239 <sup>f</sup>	230	201	268
Total .....	503 <sup>f</sup>	466	388	581
Total .....	4,605 <sup>f</sup>	3,967	3,924	4,648
<b>Extraordinary writs:</b>				
Habeas corpus .....	64 <sup>f</sup>	110	138	36
<b>Other civil:</b>				
Other complaints and petitions .....	8,369 <sup>f</sup>	12,449	11,485	9,333
All other special hearings .....	382 <sup>f</sup>	716	646	452
Total .....	8,751 <sup>f</sup>	13,165	12,131	9,785
Total civil .....	24,895 <sup>f</sup>	45,036	42,704	27,227

<b>Criminal:</b>				
<b>Misdemeanor:</b>				
Misdemeanor--drug .....	209 <sup>f</sup>	948	920	237
Other misdemeanor .....	5,536 <sup>f</sup>	22,587	22,181	5,942
Total .....	5,745 <sup>f</sup>	23,535	23,101	6,179
<b>Preliminary hearing:</b>				
Felony--drug .....	126 <sup>f</sup>	529	541	114
Felony--driving while intoxicated .....	78 <sup>f</sup>	339	340	77
Felony--all other .....	1,989 <sup>f</sup>	5,119	4,750	2,358
Total .....	2,193 <sup>f</sup>	5,987	5,631	2,549
Total criminal .....	7,938 <sup>f</sup>	29,522	28,732	8,728
<b>Traffic:</b>				
<b>DWI/DUI:</b>				
Misdemeanor--driving while intoxicated .....	2,568 <sup>f</sup>	9,343	9,189	2,722
Juvenile--driving while intoxicated .....	2 <sup>f</sup>	8	7	3
Total .....	2,570 <sup>f</sup>	9,351	9,196	2,725
<b>Other traffic violation:</b>				
Traffic--other than driving while intoxicated .....	5,770 <sup>f</sup>	218,368	218,160	5,978
Total traffic .....	8,340 <sup>f</sup>	227,719	227,356	8,703
<b>Juvenile:</b>				
<b>Criminal-type offense:</b>				
Youth Rehabilitation Act--drug .....	47 <sup>f</sup>	59	76	30
Youth Rehabilitation Act--other .....	2,820 <sup>f</sup>	7,539	7,008	3,351
Total .....	2,867 <sup>f</sup>	7,598	7,084	3,381
<b>Non-offense:</b>				
Child Protection Act .....	283 <sup>f</sup>	491	490	284
Total juvenile .....	3,150 <sup>f</sup>	8,089	7,574	3,665
Grand total .....	44,323 <sup>f</sup>	310,366	306,366	48,323

Total trial<sup>d</sup>

Time interval data (average days)

<b>Civil:</b>		<b>Criminal:</b>		<b>Days to disposition:</b>	
Tort .....	82	Misdemeanor .....	14,696	Cases disposed by dismissal .....	103
Small claims .....	9,257	Preliminary hearing .....	1,877		
<b>Domestic relations:</b>		Total criminal .....	16,573	Cases disposed by guilty plea .....	25
Support/custody .....	725	<b>Traffic:</b>			
Adoption .....	945	DWI/DUI .....	7,354	Cases disposed after trial and sentencing.	83
Other domestic relations .....	6,867	Other traffic violations .....	4,649		
Total .....	8,537	Total traffic .....	12,003	<b>Juvenile:</b>	
<b>Estate:</b>		<b>Criminal-type offense</b> .....		4,523	
Probate/wills/intestate .....	1,811	<b>Non-offense</b> .....		368	
Guardianship/conservatorship trusteeship .....	317	<b>Total juvenile</b> .....		4,891	
Total .....	2,128				
Extraordinary writs .....	44				
Other civil .....	2,566				
Total civil .....	22,614				
Grand total .....		56,081			

Boldface headings indicate the classifications used by the CSIM project.  
N/A = This case type is handled by the court, but the data are not available.

<sup>a</sup>Court jurisdiction:

The Magistrates Division is a division of the District Court and its data are included in the general jurisdiction section of the summary tables in Part II of this report.

<sup>d</sup>Case definition or unit of count:

A civil case is counted with the filing of a petition or complaint.

The criminal case unit of count is the number of defendants on the information, indictment, or complaint.

A trial is counted when it is officially begun (the jury is sworn or there is an opening statement or the introduction of any evidence). Also included with the trial data are cases closed at hearings.

<sup>f</sup>Beginning pending figure for the 1980 court year does not equal the end pending figure for the 1979 court year:

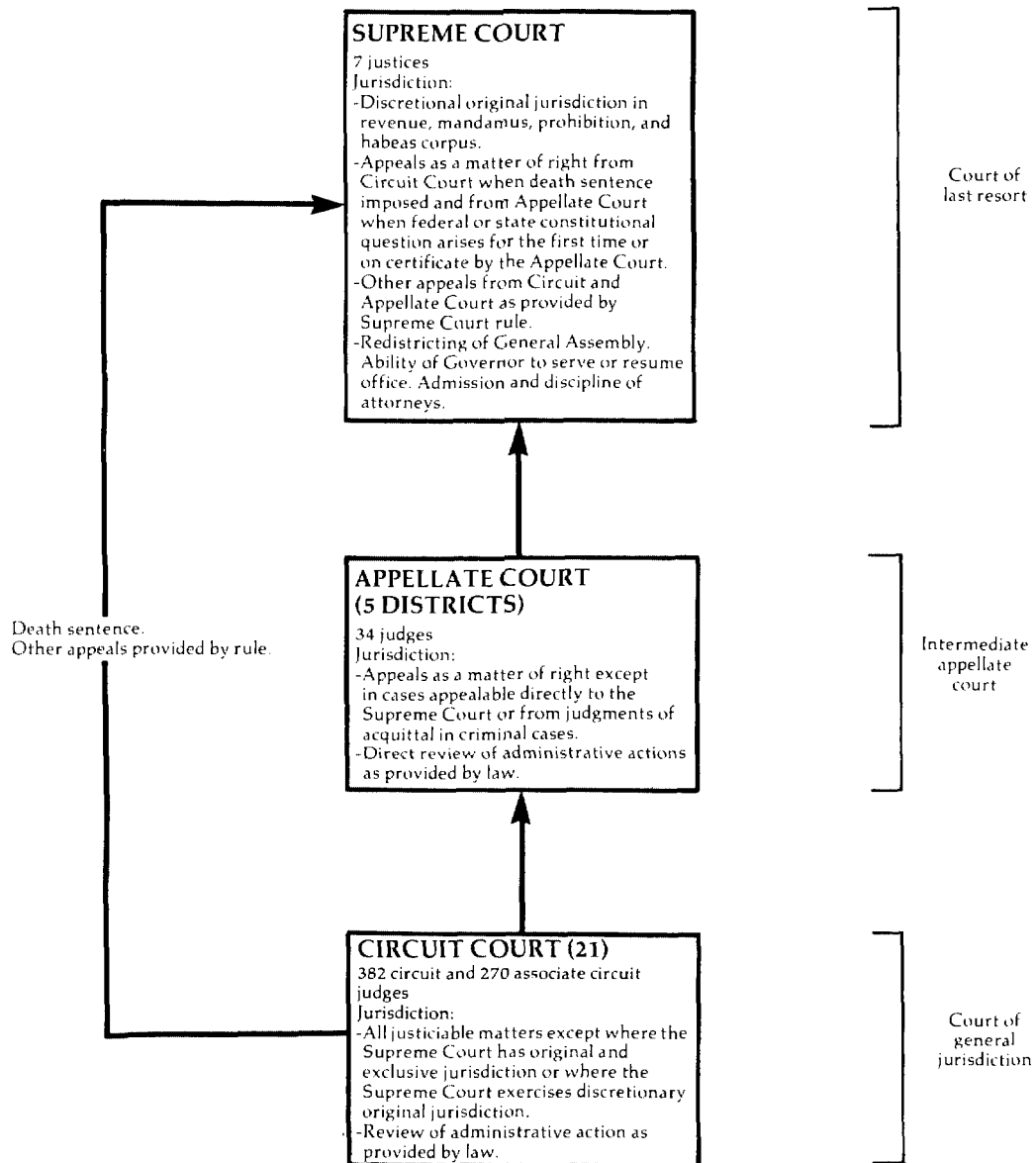
Corrections were made to end pending figures for the 1980 court year based on an inventory of cases. This caused the beginning pending figures for the 1980 court year computed from filed, disposed, and end pending figures, to be different from end pending figures reported for 1979.

<sup>n</sup>Information on time interval or age of pending caseload data:

Criminal and traffic cases included in the time interval data include all criminal and traffic data except "juvenile--driving while intoxicated" cases.

Source: Administrative Office of the Courts, The Idaho Courts 1980 Annual Report (Boise, Idaho). Statistics are from the annual report except that totals have been computed where necessary.

# ILLINOIS COURT SYSTEM, 1980



↑ Indicates route of appeal.

ILLINOIS SUPREME COURT  
Court of last resort  
7 justices  
January 1, 1980 to December 31, 1980

	Beginning pending	Filed	Disposed	End pending
<b>Cases:</b>				
<b>Appeals:</b>				
<b>Civil:</b>				
Application for leave to appeal allowed .....	64	(102) <sup>e</sup>	91	75
Action for motion in public interest case				
[Rule 302(b)] allowed .....	4	( 14) <sup>e</sup>	10	8
Statute held invalid [Rules 302(a)(1), 603] .....	3	6	3	6
Certificate of importance .....	1	0	1	0
Total .....	72	6 (116) <sup>e</sup>	105	89
<b>Criminal:</b>				
Application for leave to appeal allowed .....	37	( 62) <sup>e</sup>	71	28
Action for motion in public interest case				
[Rule 302 (b)] allowed .....	0	( 0) <sup>e</sup>	0	0
Statute held invalid [Rules 302(a)(1), 603] .....	5	3	6	2
Certificate of importance (Rule 316) .....	0	0	0	0
Death penalty [Rule 603] .....	16	16	5	27
Total .....	58	19 ( 62) <sup>e</sup>	82	57
<b>Appeal of administrative agency case:</b>				
Industrial Commission [Rules 302(a)(2)] .....	66	81	84	63
Total appeals .....	196	106 (178) <sup>e</sup>	271	209
<b>Other cases:</b>				
<b>Original proceedings:</b>				
<b>Civil:</b>				
Original action motions (including Rule 381 motions) .....	3	38	31 ( 6) <sup>e</sup>	4
Original action motions allowed .....	2	( 6) <sup>e</sup>	5	3
Miscellaneous .....	0	11	11	0
Total civil .....	5	49 ( 6) <sup>e</sup>	47 ( 6) <sup>e</sup>	7
<b>Criminal:</b>				
Original action motions (including Rule 381 motions) .....	1	32	24 ( 7) <sup>e</sup>	2
Original action motions allowed .....	1	( 7) <sup>e</sup>	6	2
Miscellaneous .....	0	35	33	2
Total criminal .....	2	67 ( 7) <sup>e</sup>	63 ( 7) <sup>e</sup>	6
<b>Disciplinary matter:</b>				
Attorney disciplinary .....	6	15	11	10
Total .....	13	131 ( 13) <sup>e</sup>	121 ( 13) <sup>e</sup>	23
<b>Requests to appeal:</b>				
<b>Civil:</b>				
Petition of leave to appeal .....	103	625	505 (102) <sup>e</sup>	121
Petition for public interest [Rule 302(b)] motion .....	0	41	26 ( 14) <sup>e</sup>	1
Total civil .....	103	666	531 (116) <sup>e</sup>	122
<b>Criminal:</b>				
Petition for leave to appeal .....	111	557	491 ( 62) <sup>e</sup>	115
Petition for public interest [Rule 302(b)] motion .....	0	1	1 ( 0) <sup>e</sup>	0
Total criminal .....	111	558	492 ( 62) <sup>e</sup>	115
Total .....	214	1,224	1,023 (178) <sup>e</sup>	237
Total other cases .....	227	1,355 ( 13) <sup>e</sup>	1,144 (191) <sup>e</sup>	260
Total cases .....	423	1,461 (191) <sup>e</sup>	1,415 (191) <sup>e</sup>	469
<b>Other proceedings:</b>				
<b>Rehearing requests:</b>				
Petition for rehearing .....	N/A	N/A	65	N/A
Total other proceedings .....	N/A	N/A	65	N/A
<b>Manner of disposition</b>				
Full opinion .....	231			
Supervisory orders .....	3			

BoIdface headings indicate the classifications used by the CSIM project.  
N/A = This case type is handled by the court, but the data are unavailable.

<sup>e</sup>Cases not included in the total to avoid double counting:  
Petitions for leave to appeal, Rule 302(b) motions, and original action motions are counted as **requests to appeal** or **original proceedings** filings; when denied, a disposition is counted; when granted, the case becomes an **appeal** or **original proceeding**, but a new filing is not counted. When the **appeal** or **original proceeding** is concluded, a disposition is counted. The granted petitions and motions are the numbers appearing in parentheses.

Source: Administrative Office of the Illinois Courts, 1980 Annual Report of the Supreme Court of Illinois (Chicago, Illinois: March 1981). Statistics are from the annual report except that totals have been computed where necessary.

ILLINOIS APPELLATE COURT  
Intermediate appellate court  
5 districts, 34<sup>c</sup> judges  
January 1, 1980 to December 31, 1980

	Beginning pending	Filed	Disposed	End pending
Cases:				
Appeals:				
Civil .....	2,338	3,183 <sup>k</sup>	3,113	2,407
Criminal .....	2,586	3,420 <sup>k</sup>	3,040	2,967
Total appeals .....	4,924	6,603	6,153	5,374
Total cases .....	4,924	6,603	6,153	5,374

Disposition of appeals

	Civil				Criminal			
	By opinion	By order	Without opinion or order	Total	By opinion	By order	Without opinion or order	Total
Affirmed .....	711	324	--	1,035	823	1,041	--	1,864
Modified .....	15	6	--	21	8	11	--	19
Reversed .....	112	38	--	150	47	26	--	73
Affirmed in part and/or reversed in part .....	170	30	--	200	102	108	--	210
Reversed and remanded ...	311	80	1	392	161	85	0	246
Remanded .....	9	4	--	13	6	6	--	12
Remanded with director for further proceeding	--	--	2	2	--	--	17	17
Dismissed .....	38	37	1,140	1,215	10	14	527	551
Transferred .....	--	--	21	21	--	--	3	3
Leave to appeal denied ..	--	--	56	56	--	--	2	2
Confession of error .....	--	--	1	1	--	--	6	6
Other dispositions .....	--	--	7 <sup>l</sup>	7	--	--	37 <sup>l</sup>	37
Total .....	1,366	519	1,228	3,113	1,157	1,291	592	3,040

Manner of disposition

	Civil	Criminal	Total
Majority opinion .....	X	X	2,147 <sup>m</sup>
Per curiam .....	X	X	1 <sup>m</sup>
Rule 23 order .....	X	X	1,760 <sup>m</sup>
Without opinion or order .....	1,228	592	1,820

Time interval data (months)

	Number of cases					
	Under 6 months	6 to 12 months	12 to 18 months	18 to 24 months	24 to 36 months	Over 36 months
Date of filing to date of disposition:						
Civil .....	989	1,389	575	112	47	1
Criminal .....	608	1,422	745	197	63	5
Date briefs filed to date of disposition:						
Civil .....	1,457	418	50	4	0	0
Criminal .....	2,147	233	28	4	1	1

Boldface headings indicate the classifications used by the CSIM project.

X = The data for this case type are known to be included in the total but were not available by category.

-- = Not applicable.

<sup>c</sup>Judge information:

In addition to the 34 regular judges, 4 retired judges and 9 circuit judges also served on this court by agreement during 1980.

<sup>k</sup>Additional information:

Of the 3,183 civil appeals filed, 31 were cases which were reinstated during 1980.

Of the 3,420 criminal appeals filed, 93 were cases which were reinstated during 1980.

<sup>l</sup>Special source or revision in the data:

Figures for the number of civil and criminal cases disposed without opinion or order were given by the administrative office of the courts during data verification.

<sup>m</sup>Information on disposition type or trial data:

There were 51 specially concurring, 142 dissenting, and 41 supplemental opinions filed in the court.

The 2,148 majority and per curiam opinions disposed of 2,523 cases.

The 1,760 Rule 23 orders disposed of 519 civil and 1,291 criminal cases.

Source: Administrative Office of the Illinois Courts, 1980 Annual Report of the Supreme Court of Illinois (Chicago, Illinois: March, 1981). Statistics are from the annual report except that totals have been computed where necessary, and additional was supplied during data verification.

ILLINOIS CIRCUIT COURT  
 Court of general jurisdiction  
 21 circuits, 382 circuit and 270<sup>c</sup> associate judges  
 January 1, 1980 to December 31, 1980

	Beginning pending	Filed <sup>j</sup>	Disposed	End pending
<b>Civil:</b>				
<b>Law:</b>				
Law \$15,000 and under .....	90,348 <sup>f</sup>	182,398	148,349	124,889 <sup>g</sup>
Law over \$15,000 .....	85,223	45,167	36,823	93,742 <sup>g</sup>
<b>Total</b> .....	175,571 <sup>f</sup>	227,565	185,172	218,631 <sup>g</sup>
<b>Small claims</b> .....	46,772 <sup>f</sup>	183,036	177,991	51,848 <sup>g</sup>
<b>Real property rights:</b>				
Eminent domain .....	1,138	581	620	1,110 <sup>g</sup>
<b>Equity:</b>				
Chancery .....	34,309	29,560	32,749	31,672 <sup>g</sup>
<b>Domestic relations:</b>				
<b>Marriage dissolution:</b>				
Divorce .....	37,501	72,556	71,699	35,617 <sup>g</sup>
<b>Other domestic relations:</b>				
Family .....	28,209	40,210	48,384	21,162 <sup>g</sup>
<b>Total</b> .....	65,710	112,766	120,083	56,779 <sup>g</sup>
<b>Estate:</b>				
<b>Probate/wills/intestate:</b>				
Probate .....	86,933	34,591	35,512	100,677 <sup>g</sup>
Mental health .....	1,916	9,167	9,340	1,742 <sup>g</sup>
<b>Appeal:</b>				
<b>Appeal of administrative agency case:</b>				
Tax .....	146,655	117,716	136,153	104,987 <sup>g</sup>
Municipal corporations .....	517	184	108	424 <sup>g</sup>
<b>Total</b> .....	147,172	117,900	136,261	105,411 <sup>g</sup>
<b>Other civil:</b>				
Miscellaneous remedies .....	6,132	8,097	6,245	7,653 <sup>g</sup>
<b>Total civil</b> .....	565,653	723,263	703,973	575,523 <sup>g</sup>
<b>Criminal:</b>				
<b>Felony</b> .....	19,399	41,348	40,570	19,804 <sup>g</sup>
<b>Misdemeanor:</b>				
Misdemeanors <sup>j</sup> .....	124,876	511,949	509,357	140,689 <sup>g</sup>
Conservation violations .....	N/A	11,349	10,167	N/A
<b>Total</b> .....	124,876 <sup>i</sup>	523,298	519,524	140,689 <sup>g</sup> <sup>i</sup>
<b>Ordinance violations</b> .....	N/A	84,594	81,726	N/A
<b>Total criminal</b> .....	144,275 <sup>i</sup>	649,240	641,820	160,493 <sup>g</sup> <sup>i</sup>
<b>Traffic:</b>				
<b>Parking:</b>				
Parking tickets in Cook County .....	N/A	3,701,546	1,264,641	N/A
<b>Other traffic violation:</b>				
Traffic violations .....	N/A	2,751,117	2,701,893	N/A
<b>Total traffic</b> .....	N/A	6,452,663	3,966,534	N/A
<b>Juvenile:</b>				
<b>Total juvenile</b> .....	16,877	31,591	29,997	22,382 <sup>g</sup>
<b>Grand total</b> .....	726,805 <sup>i</sup>	7,856,757	6,342,324	758,398 <sup>g</sup> <sup>i</sup>

	Trial <sup>d</sup>			Criminal (felony) dispositions <sup>m</sup>							
	Jury	Non-jury	Total	Jury trial:	Felony						
<b>Civil:</b>				Conviction .....	1,202						
Law \$1,000 to \$15,000...	832	N/A	N/A	Acquittal .....	355						
Law over \$15,000 .....	1,226	N/A	N/A	Non-jury trial:							
<b>Total</b> .....	2,058	N/A	N/A	Conviction .....	1,911						
<b>Criminal (felony)<sup>m</sup></b> .....	1,557 <sup>l</sup>	3,379 <sup>l</sup>	4,936	Acquittal .....	1,468						
<b>Total</b> .....	3,615	N/A	N/A	Plea of guilty .....	22,601						
				Reduced to misdemeanor <sup>m</sup> .....	4,554						
				Convicted of included misdemeanor .....	174						
				Discharged at preliminary hearing .....	3,167						
				Other reduced or dismissed .....	31,856						
				Found unfit to stand trial .....	439						

	Time interval data								Average time elapsed month
	Under 1 year	1 to 1-1/2 years	1-1/2 to 2 years	2 to 2-1/2 years	2-1/2 to 3 years	3 to 3-1/2 years	3-1/2 to 4 years	Over 4 years	
<b>Cases terminated by verdict:</b>									
<b>Law</b> .....	216	274	229	167	172	210	209	581	35.2

(continued on next page)

Boldface headings indicate the classifications used by the NCSP.

N/A = This case type is handled by the court, but the data are unavailable.

X = The data for this case type are known to be included in the total but were not available by category.

<sup>c</sup>Judge information:

Associate judges may hear all matters except **criminal** trials in which the defendant is charged with an offense punishable by more than one year imprisonment.

<sup>d</sup>Case definition or unit of count:

A civil case is counted with the filing of a petition or complaint.

The criminal case unit of count for caseload data is the number of informations, indictments, or complaints. The criminal case unit of count for trial and type of disposition data is the number of defendants.

A trial is counted if tried to verdict or decision.

<sup>f</sup>Beginning pending figure for the 1980 court year does not equal the end pending figure for the 1979 court year:

These differences were caused by adjustments that were made by the court in the 1979 end pending counts.

<sup>g</sup>Change in pending does not equal the difference between filings and dispositions:

Figures were adjusted by reason of a physical inventory.

<sup>i</sup>Data are not complete:

**Misdemeanors** and grand total pending figures do not include any conservation violation cases.

**Criminal** total pendings do not include pending cases for conservation violations, or **ordinance violations**.

Grand total pendings do not include pending cases for conservation violations, **ordinance violations**, and **traffic** cases.

<sup>j</sup>Explanation of data in the category:

Filed includes cases that have been reinstated and transferred in and transferred out of the court's jurisdiction. Cases reinstated or transferred in are added to the original filings, while cases transferred out are subtracted. Postjudgment and posttermination matters are not included.

Misdemeanor cases include **ordinance violations**, conservation violations and preliminary hearings in **felony** cases in the Circuit Court of Cook County.

<sup>m</sup>Information on disposition type or trial data:

**Criminal** trials and **criminal** dispositions are for **felony** cases only. Trials in which the defendant was found guilty of a reduced charge were not included in the trial data, but are included in the "reduced to misdemeanor" figure.

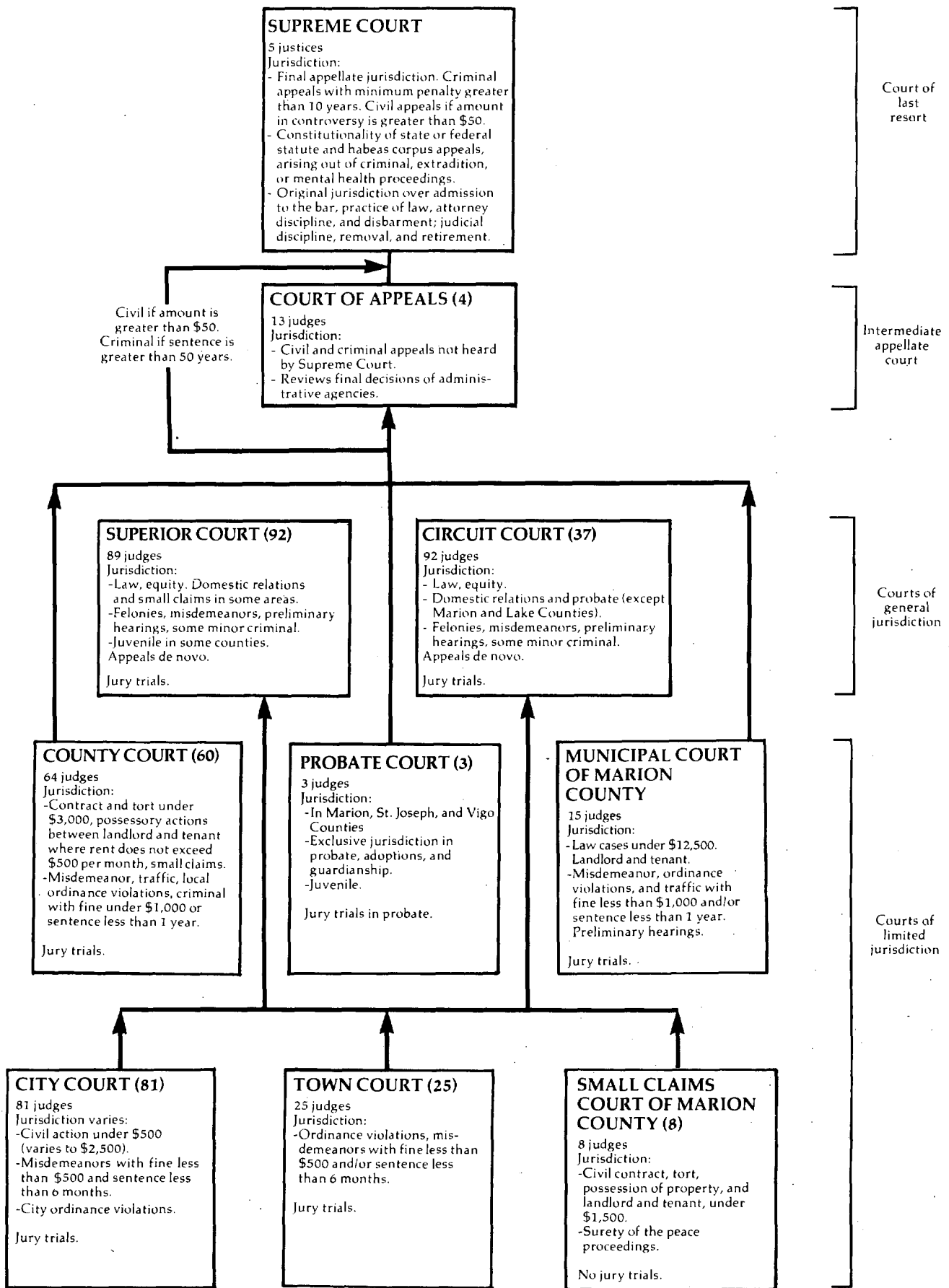
The unit of count in trial and disposition data is the number of defendants, unlike the unit of count in the other profile data.

Source: Administrative Office of the Illinois Courts, 1980 Annual Report of the Supreme Court of Illinois (Chicago, Illinois: March, 1981). Statistics are from the annual report except that totals have been computed where necessary.

---



# INDIANA COURT SYSTEM, 1980



INDIANA SUPREME COURT  
Court of last resort  
5 justices  
January 1, 1980 to December 31, 1980

	Beginning pending	Filed	Disposed	End pending
<b>Cases:</b>				
<b>Appeals:</b>				
Direct appeals .....	X	X	226	X
Civil after petitions to transfer granted.....	X	( 23) <sup>e</sup>	21	X
Criminal after petitions to transfer granted .....	X	(N/A) <sup>e</sup>	7	X
Total appeals .....	X	X ( 23) <sup>ei</sup>	254	X
<b>Other cases:</b>				
<b>Original proceedings:</b>				
<b>Original jurisdiction:</b>				
Original actions .....	X	X	16	X
Writs.....	0	66	66	0
Total .....	X	X	82	X
<b>Disciplinary matter:</b>				
Disciplinary cases .....	X	X	0	X
Total.....	X	X	82	X
<b>Requests to appeal:</b>				
Civil petitions to transfer.....	0	223	200 ( 23) <sup>e</sup>	0
Criminal petitions to transfer .....	X	X	90 (N/A) <sup>e</sup>	X
Total.....	X	X	290 ( 23) <sup>i</sup>	X
Total other cases.....	X	X	372 ( 23) <sup>l</sup>	X
<b>Total cases.....</b>	<b>109<sup>l</sup></b>	<b>646<sup>h</sup>( 23)<sup>ei</sup></b>	<b>626 ( 23)<sup>ei</sup></b>	<b>129</b>
<b>Other proceedings:</b>				
<b>Other matters:</b>				
Petitions for extension of time .....	N/A	N/A	502	N/A
Special judge matters .....	N/A	N/A	766	N/A
Hearing officers in disciplinary matters .....	N/A	N/A	46	N/A
Total other proceedings .....	N/A	N/A	1,314	N/A

Manner of disposition

	<u>Appeals</u>	<u>Original jurisdiction</u>	<u>Disciplinary</u>	<u>Total</u>
Majority opinion .....	254	16	0	270

Boldface headings indicate the classifications used by the CSIM project.

N/A = This case type is handled by the court, but the data are unavailable.

X = The data for this case type are known to be included in the total but were not available by category.

<sup>e</sup>Cases not included in the total to avoid double counting:

Requests to appeal granted are not counted as dispositions until the appeal is disposed; the filing of the resulting appeal is not counted as a new filing. These granted requests to appeal cases are the numbers appearing in the parentheses.

<sup>h</sup>Figure was computed:

Total Filing figure was computed from total disposition and pending data.

<sup>i</sup>Data are not complete:

The number of criminal petitions to transfer granted was not available, and is therefore not included in the total appeals filed, total cases filed figures, requests to appeal disposed, total other cases disposed, or total cases disposed.

<sup>l</sup>Special source or revision in data:

The beginning pending total cases figure was obtained from the 1979 annual report where it was given as the end pending figure for the 1979 court year.

Source: Division of State Court Administration, 1980 Indiana Judicial Report (Indianapolis, Indiana). Statistics are from the annual report except that totals have been computed where necessary.

INDIANA COURT OF APPEALS  
Intermediate appellate court  
4 districts, 13 judges  
January 1, 1980 to December 31, 1980

	Beginning pending <sup>j</sup>	Filed <sup>j</sup>	Disposed	End pending <sup>j</sup>
<b>Cases:</b>				
<b>Appeals:</b>				
Civil .....	X	478	X	X
Criminal .....	X	411	X	X
Other appeals:				
Expedited cases .....	X	48	X	X
Total appeals .....	600	937	1,166	371
Other cases:				
Requests to appeal .....				
Total other cases .....				
<b>Total cases .....</b>	<b>600</b>	<b>937</b>	<b>1,166</b>	<b>371</b>
<b>Other proceedings:</b>				
Other matters:				
Motions to dismiss/affirm .....	40	156	170	26
Motions, petitions for time, and miscellaneous orders handed down .....	--	3,518	3,518	--
Total .....	40	3,674	3,688	26
Total other proceedings .....	40	3,674	3,688	26

Manner of disposition

Opinion (majority) ..... 1,137<sup>m</sup>  
Order ..... 29

Age of pending caseload (months)

Less than 3 months ..... 194  
Between 3 and 6 months ..... 44  
Between 6 and 9 months ..... 44  
Over 9 months ..... 89

Boldface headings indicate the classifications used by the CSIM project.  
Blank space = Not enough information is known. The case category may or may not be handled by the court.  
X = The data for this case type are known to be included in the total but were not available by category.  
-- = Not applicable.

<sup>j</sup>Explanation of data included in the category:

Filed cases are "fully briefed cases" forwarded to the court by the clerk's office.  
Pending cases are "fully briefed cases" that have been filed but not disposed.

<sup>m</sup>Information on disposition type or trial data:

There were a total of 149 concurring and dissenting opinions filed in addition to the 1,137 majority opinions.

Source: Division of State Court Administration, 1980 Indiana Judicial Report (Indianapolis, Indiana). Statistics are from the annual report except that totals have been computed where necessary.



Boldface headings indicate the classifications used by the CSIM project.

-- = Not applicable.

X = The data for this case type are known to be included in the total but were not available by category.

**a**Court jurisdiction

On January 1, 1979, the Criminal Court of Marion County and the Juvenile Court of Marion County were vested into a reorganized Superior Court.

**d**Case definition or unit of count:

A civil case is counted with the filing of a petition or complaint.

The criminal case unit of count is the number of informations, indictments, or complaints.

A trial is counted if tried to verdict or decision.

**f**Beginning pending figure for the 1980 court year does not equal the end pending figure for the 1979 court year:

Figures are as calculated from data given in the annual report.

**h**Figure was computed:

Beginning pending figures were calculated from filing, disposition, and end pending data.

**j**Explanation of data included in the category:

"Other" includes all matters adjudicated in the court that have not been specifically listed. These include probable cause hearings, petitions for writs of habeas corpus, commitment proceedings, waiver hearings, and informal juvenile hearings. It was determined from the data that many of these were probable cause cases when handled as a County Court function. The "other" category cases are listed as **other criminal** for the regular functions of the court.

**k**Additional information:

Case categories identified as "county court function" are cases that were handled by the Superior Court or Circuit Court, but are normally handled by the County Court.

Cases filed include 5,186 cases "venued in".

**m**Information on disposition type or trial data:

"Other" trials include data for trials in domestic relations, estate, traffic, juvenile, public hearing, and other criminal cases.

Source: Division of State Court Administration, 1980 Indiana Judicial Report (Indianapolis, Indiana). Statistics are from the annual report except that totals have been computed where necessary.

**INDIANA COUNTY COURT**  
Court of limited jurisdiction  
60 courts, 64 judges  
January 1, 1980 to December 31, 1980

	Beginning pending	Filed	Disposed	End pending
<b>Civil:</b>				
<b>Small claims</b> .....	24,028 <sup>fh</sup>	71,256	67,176	28,108
<b>Other civil:</b>				
Plenary proceedings .....	3,478 <sup>fh</sup>	5,261	3,901	4,838
Redocketed civil .....	19,484 <sup>fh</sup>	26,808	17,468	28,824
<b>Total</b> .....	<u>22,962<sup>fh</sup></u>	<u>32,069</u>	<u>21,369</u>	<u>33,662</u>
<b>Total civil</b> .....	46,990 <sup>fh</sup>	103,325	88,545	61,770
<b>Criminal:</b>				
<b>Misdemeanor:</b>				
Criminal .....	18,968 <sup>fh</sup>	50,173	45,711	23,430
Redocketed criminal .....	301 <sup>fh</sup>	936	943	294
<b>Total</b> .....	<u>19,269<sup>fh</sup></u>	<u>51,109</u>	<u>46,654</u>	<u>23,724</u>
<b>Preliminary hearing:</b>				
Other <sup>j</sup> .....	421 <sup>fh</sup>	1,793	1,846	368
<b>Total criminal</b> .....	19,690 <sup>fh</sup>	52,902	48,500	24,092
<b>Traffic:</b>				
<b>Other traffic violation:</b>				
Nonfelony traffic .....	47,443 <sup>fh</sup>	207,438	194,306	60,575
<b>Total traffic</b> .....	47,443 <sup>fh</sup>	207,438	194,306	60,575
<b>Grand total</b> .....	114,123 <sup>fh</sup>	363,665 <sup>k</sup>	331,351	146,437

	Trial <sup>d</sup>			Type of disposition	
	Jury	Non-jury	Total		
<b>Civil:</b>				Plea .....	90,064
<b>Small claims</b> .....	--	13,255	13,255	Dismissed .....	46,234
Plenary proceeding ....	22	569	591	Default .....	28,649
Redocketed civil .....	--	7,144	7,144	Traffic Violations Bureau .....	107,503
<b>Total</b> .....	22	20,968	20,990	Settled .....	16,616
<b>Criminal</b> .....	141	4,131	4,272	Failed to appear .....	7,630
<b>Traffic</b> .....	--	6,190	6,190	Transferred out .....	1,427
Other <sup>m</sup> .....	49	1,511	1,560	Venued out .....	314
<b>Total</b> .....	212	32,800	33,012	Other .....	3,520

(continued on next page)

**Indiana County Court (continued)**

Boldface headings indicate the classifications used by the CSIM project.

-- = Not applicable.

<sup>d</sup>Case definition or unit of count:

A civil case is counted with the filing of a petition or complaint.

The criminal case unit of count is the number of informations, indictments, or complaints.

A trial is counted if tried to verdict or decision.

<sup>f</sup>Beginning pending figure for the 1980 court year does not equal the end pending figure for the 1979 court year:

Figures are given as calculated from data contained in the annual report.

<sup>h</sup>Figure was computed:

Beginning pending figure was computed from filings, dispositions, and end pending data.

<sup>j</sup>Explanation of data included in the category:

"Other" criminal category includes all matters adjudicated in the court that have not been specifically listed. These include probable cause hearings, petitions for writs of habeas corpus, commitment proceedings, and waiver hearings. It was determined from the data that many of these were probable cause cases in the County Courts.

<sup>k</sup>Additional information:

Three-hundred-sixty-five of the filed cases were "venued in."

<sup>m</sup>Information on disposition type or trial data:

"Other" trials include data for trials in **small claims, traffic, and preliminary hearing** cases.

Source: Division of State Court Administration, 1980 Indiana Judicial Report (Indianapolis, Indiana). Statistics are from the annual report except that totals have been computed where necessary.

**INDIANA CITY COURT AND TOWN COURT**  
 Court of limited jurisdiction  
 81 courts, 81 judges  
 January 1, 1980 to December 31, 1980

	Beginning pending	Filed	Disposed	End pending
<b>Civil:</b>				
Civil .....	3,481 <sup>h</sup>	59,067	57,427	5,121
Total civil .....	3,481 <sup>h</sup>	59,067	57,427	5,121
<b>Criminal:</b>				
<b>Other criminal:</b>				
Surety of the peace .....	0 <sup>h</sup>	2,400	2,399	1
Total criminal .....	0 <sup>h</sup>	2,400	2,399	1
<b>Grand total</b> .....	3,481 <sup>h</sup>	61,467	59,826	5,122

Civil and criminal dispositions

Disposed by bench trial .....	16,455
Settled .....	2,195
Guilty Plea .....	1,372
Dismissed .....	6,958
Default .....	31,328
Venued out .....	684
Transferred .....	268
Other .....	566
Total .....	59,826

Boldface headings indicate the classifications used by the CSIM project.

<sup>h</sup>Figure was computed:

Beginning pending figures were computed from filing, disposition, and end pending figures given in the annual report.

Source: Division of State Court Administration, 1980 Indiana Judicial Report (Indianapolis, Indiana). Statistics are from the annual report except that totals have been computed where necessary.

MUNICIPAL COURT OF MARION COUNTY, INDIANA  
 Court of limited jurisdiction  
 1 court, 11 full-time and 4 part-time judges  
 January 1, 1980 to December 31, 1980

	Beginning pending	Filed	Disposed	End pending
<b>Civil<sup>d</sup>:</b>				
<b>Law:</b>				
Civil .....	4,742 <sup>fh</sup>	13,100	13,093	4,749
Redocketed civil .....	596 <sup>fh</sup>	11,081	8,037	3,640
Other .....	3 <sup>h</sup>	2	5	0
Total .....	5,341 <sup>fh</sup>	24,183	21,135	8,389
Total civil .....	5,341 <sup>fh</sup>	24,183	21,135	8,389
<b>Criminal<sup>d</sup>:</b>				
<b>Misdemeanor:</b>				
Criminal .....	20,020 <sup>fh</sup>	50,245	37,443	41,822
Redocketed criminal .....	0	64	64	0
Total .....	29,020 <sup>fh</sup>	50,309	37,507	41,822
Total criminal .....	29,020 <sup>fh</sup>	50,309	37,507	41,822
<b>Traffic:</b>				
<b>Other traffic violation:</b>				
Nonfelony traffic .....	70,989 <sup>fh</sup>	91,012	88,419	73,582
Total traffic .....	70,989 <sup>fh</sup>	91,012	88,419	73,582
<b>Grand total .....</b>	<b>105,350<sup>fh</sup></b>	<b>165,504<sup>k</sup></b>	<b>147,061</b>	<b>123,793</b>

	Trial <sup>d</sup>			Type of disposition	
	Jury	Non-jury	Total		
<b>Civil</b> .....	36	1,093	1,129	Guilty plea .....	64,305
Redocketed civil .....	--	5,335	5,335	Dismissed .....	49,424
Total .....	36	6,428	6,464	Default .....	8,570
<b>Criminal</b> .....	86	6,727	6,813	Traffic Violations Bureau .....	6,985
<b>Traffic</b> .....	--	2,068	2,068	Settled .....	661
Other .....	23	403	426	Transferred out .....	0
Total .....	145	15,626	15,771	Venued out .....	76
				Other .....	1,269

Boldface headings indicate the classifications used by the CSIM project.  
 -- = Not applicable.

<sup>d</sup>Case definition or unit of count:

A civil case is counted with the filing of a petition or complaint.

The criminal case unit of count is the number of informations, indictments, or complaints.

A trial is counted if tried to verdict or decision.

<sup>f</sup>Beginning pending figure for the 1980 court year does not equal the end pending figure for the 1979 court year:

Figures are given as calculated from data contained in the annual report.

<sup>h</sup>Figure was computed:

Beginning pending figure was computed from filing, disposition, and end pending data.

<sup>k</sup>Additional information:

Twenty-one of the filed cases were "venued in."

Source: Division of State Court Administration, 1980 Indiana Judicial Report (Indianapolis, Indiana). Statistics are from the annual report except that totals have been computed where necessary.

INDIANA PROBATE COURT  
 Court of limited jurisdiction  
 3 courts<sup>b</sup>, 3 judges  
 January 1, 1980 to December 31, 1980

	Beginning pending	Filed	Disposed	End pending
<b>Civil<sup>d</sup>:</b>				
<b>Law:</b>				
Civil plenary .....	599 <sup>fh</sup>	833	739	693
Redocketed civil .....	0 <sup>h</sup>	0	0	0
Total .....	599 <sup>fh</sup>	833	739	693
<b>Estate:</b>				
<b>Guardianship/conservatorship/trusteeship:</b>				
Guardianship .....	5,802 <sup>fh</sup>	1,146	1,038	5,910
<b>Other estate:</b>				
Probate/adoption .....	5,155 <sup>fh</sup>	3,990	4,269	4,876
Total .....	10,957 <sup>fh</sup>	5,136	5,307	10,786
<b>Other civil</b> .....	717 <sup>fh</sup>	902	532	1,087
Total civil .....	12,273 <sup>fh</sup>	6,871	6,578	12,566
<b>Juvenile:</b>				
Total juvenile .....	1,259 <sup>fh</sup>	1,583	1,263	1,579
Grand total .....	13,532 <sup>fh</sup>	8,454	7,841	14,145

	Trial <sup>i</sup>			Civil and juvenile dispositions	
	Jury	Non-jury	Total	Dismissed	Settled
Civil and juvenile .....	0 <sup>i</sup>	5,836 <sup>i</sup>	5,836 <sup>i</sup>	518 <sup>i</sup>	280 <sup>i</sup>
				Closed	759 <sup>i</sup>
				Venued out	3 <sup>i</sup>

Boldface headings indicate the classifications used by the CSIM project.

<sup>b</sup>Particular court or reporting system information:

The three courts are located in Marion, St. Joseph, and Vigo Counties.

<sup>d</sup>Case definition or unit of count:

A civil case is counted with the filing of a petition or complaint.

A trial is counted if tried to verdict or decision.

<sup>f</sup>Beginning pending figure for the 1980 court year does not equal the end pending figure for the 1979 court year:

Figures are as calculated from filings, dispositions, and end pending data given in the annual report.

<sup>h</sup>Figure was computed:

End pending figure was computed from the filing, disposition, and beginning pending data.

<sup>i</sup>Data are not complete:

Disposition tables include cases from Marion and St. Joseph Counties only.

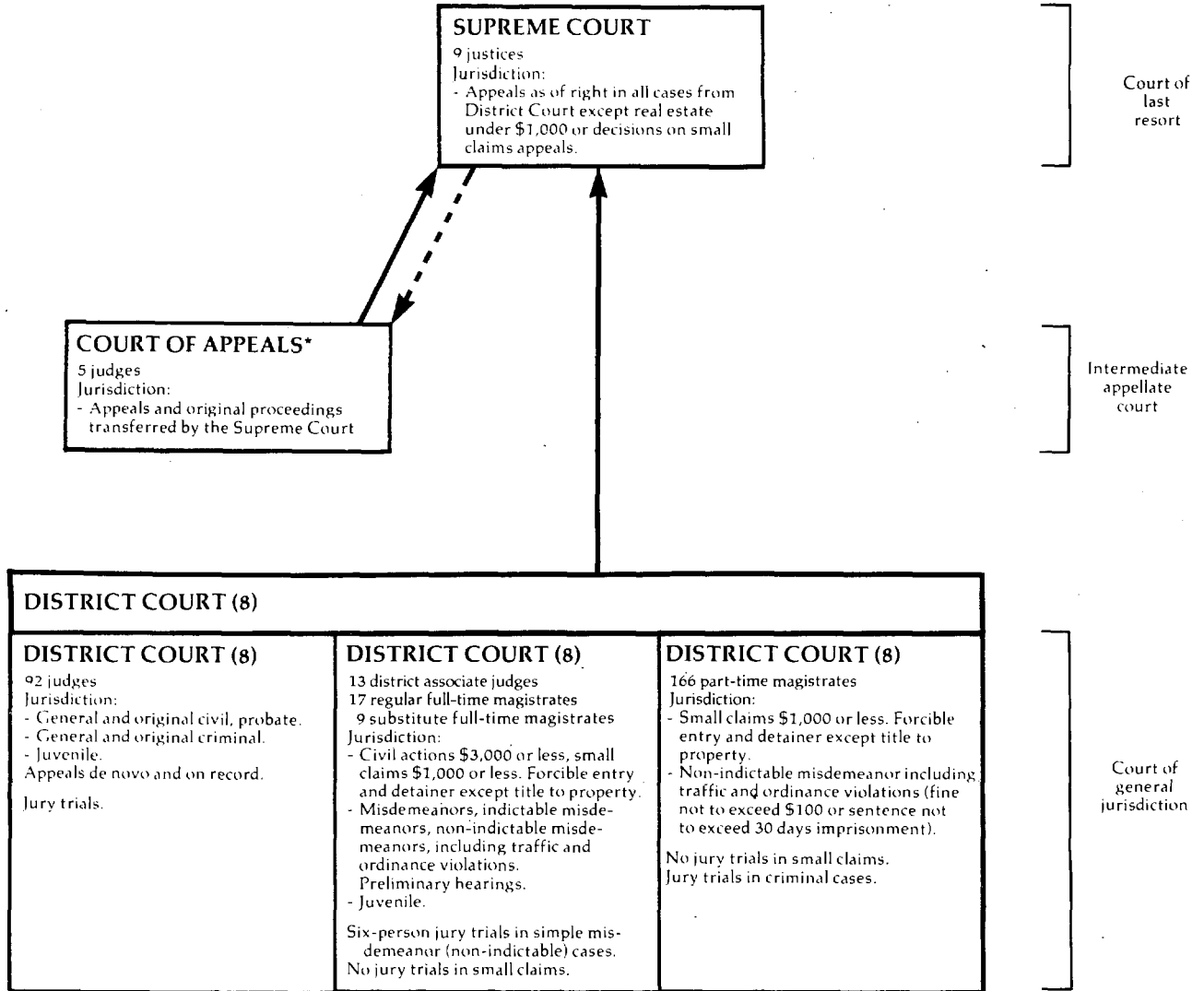
Source: Division of State Court Administration, 1980 Indiana Judicial Report (Indianapolis, Indiana). Statistics are from the annual report except that totals have been computed where necessary.

SMALL CLAIMS COURT OF MARION COUNTY, INDIANA  
 Court of limited jurisdiction  
 8 courts, 8 judges  
 January 1, 1980 to December 31, 1980

There were no data for cases handled in the Small Claims Court of Marion County Court for 1980.



# IOWA COURT SYSTEM, 1980



↑ Indicates route of appeal.  
 - - - Indicates transfer of cases.

\*Court of Appeals began hearing oral arguments and deciding cases in January, 1977.

IOWA SUPREME COURT  
Court of last resort  
9 Justices  
January 1, 1980 to December 31, 1980

	Beginning pending	Filed	Disposed	End pending
<b>Cases:</b>				
<b>Appeals:</b>				
<b>Civil:</b>				
Contracts .....	X	X	42	X
Contested child custody .....	X	X	16	X
Domestic relations not involving child custody .....	X	X	8	X
Property .....	X	X	15	X
Taxation .....	X	X	4	X
Tort .....	X	X	34	X
Trust, estates, wills .....	X	X	9	X
Other .....	X	X	26	X
Direct appeals from final judgments in civil cases .....	X	X	--	X
Writ of certiorari granted .....	X	(4) <sup>e</sup>	--	X
Interlocutory appeal granted .....	X	(16) <sup>e</sup>	--	X
Disposition by order or other mode prior to formal submission to the court .....	--	--	771 <sup>k</sup>	--
<b>Total</b> .....	X	X(20) <sup>e</sup>	919	X
<b>Criminal:</b>				
Guilty plea only .....	X	X	4	X
Guilty plea and sentencing only .....	X	X	3	X
Other .....	X	X	68	X
Direct appeals from final judgments in criminal cases .....	X	X	--	X
Writ of certiorari granted .....	X	(4) <sup>e</sup>	--	X
Disposition by order or other mode prior to formal submission to the court .....	--	--	328 <sup>k</sup>	--
<b>Total</b> .....	X	X(4) <sup>e</sup>	403	X
<b>Postconviction remedy:</b>				
Postconviction relief .....	X	15	8	X
<b>Appeal of administrative agency case:</b>				
Administrative law .....	X	X	31	X
<b>Total appeals</b> .....	X	X(23) <sup>e</sup>	1,361	X
<b>Other cases:</b>				
<b>Original proceedings:</b>				
<b>Disciplinary:</b>				
Lawyer disciplinary proceedings .....	X	X	4	X
<b>Request to appeal:</b>				
<b>Civil:</b>				
Petition for writ of certiorari .....	X	X	29 (X) <sup>e</sup>	X
Petition for permission to appeal interlocutory ruling ...	X	X	80 (X) <sup>e</sup>	X
Petition for discretionary review .....	X	X	26 (X) <sup>e</sup>	X
<b>Total</b> .....	X	X	135 (X) <sup>e</sup>	X
<b>Criminal:</b>				
Petition for writ of certiorari .....	X	X	9 (X) <sup>e</sup>	X
Petition for discretionary review .....	X	X	55 (X) <sup>e</sup>	X
<b>Total</b> .....	X	X	64 (X) <sup>e</sup>	X
<b>Total</b> .....	X	X	199 (X) <sup>e</sup>	X
<b>Sentence review only:</b>				
Sentencing only .....	X	X	9	X
<b>Total other cases</b> .....	X	X	212 (23) <sup>e</sup>	X
<b>Total cases</b> .....	968	1,620 (23) <sup>e</sup>	1,573 (23) <sup>e</sup>	1,029 <sup>g</sup>

**Other proceedings:**

**Other matters:**

**Rehearing requests:**

Application for further review .....	0 <sup>l</sup>	156 <sup>h</sup>	157	0
Motions and orders .....	0	4,220	4,220	0

<b>Total</b> .....	0	4,376	4,377	0
--------------------	---	-------	-------	---

Manner of disposition

	Civil <sup>m</sup>	Criminal <sup>m</sup>	Disciplinary	Total
Signed opinion .....	174 <sup>t</sup>	72 <sup>t</sup>	4	250
Per curiam .....	13 <sup>l</sup>	12 <sup>l</sup>	0	25
<b>Total opinion</b> .....	187	84	4	275 <sup>m</sup>

Status of pending caseload

	Civil <sup>m</sup>	Criminal <sup>m</sup>	Total
In work .....	433	424	857
Ready .....	67	33	100
Assigned to justices for submission .....	20	9	29
Out to justices (submitted) .....	24	19	43

Disposition of cases<sup>l</sup>

	Appeals			Disciplinary
	Civil <sup>m</sup>	Criminal <sup>m</sup>	Total	
Signed or per curiam opinion <sup>l</sup> :				
Affirmed .....	86	49	135	--
Reversed .....	58	23	81	--
Reversed Court of Appeals .....	6	1	7	--
Combination or modification .....	28	6	34	--
Lawyer license suspended .....	4	0	4	4
Other .....	9	5	14	0
Without opinion:				
Transferred to Court of Appeals .....	344	116	460	0
Consolidations .....	12	12	24	--
Dismissal or withdrawal prior to submission ..	255	55	310	0
Other dismissal .....	126	132	258	0

Time interval data<sup>1</sup> (average months)

	<b>Civil<sup>n</sup></b>	<b>Priority civil<sup>n</sup></b>	<b>Criminal<sup>n</sup></b>	<b>All</b>
Notice of appeal to readiness .....	7.6	6.7	9.8	8.2
Readiness to submission .....	3.3	2.7	2.8	3.1
Submission to filing of decision .....	1.9	1.6	2.0	1.9
Notice of appeal to decision .....	12.8	11.0	14.6	13.2
Ready for submission to opinion .....	5.2	4.3	4.8	5.0

Boldface headings indicate the classifications used by the CSIM project.

X = The date for this case type are known to be included in the total but were not available by category.

-- = Not applicable.

<sup>e</sup>Cases not included in the total to avoid double counting:

Petitions for writ of certiorari and petitions for permission to appeal interlocutory ruling when granted are not counted as a disposition. The resulting appeal is not counted as a new filing, and is counted as a disposition only when the appeal is disposed. These granted petitions are the numbers appearing in the parentheses.

<sup>9</sup>Change in pending does not equal the difference between filings and dispositions:

Figures are as given in the annual report.

<sup>n</sup>Figure was computed:

Applications for further review filed figure was computed from pending and disposed figures.

<sup>k</sup>Additional information:

Cases transferred to the Court of Appeals by the Supreme Court are not included in cases listed as disposed prior to formal submission to the court.

<sup>l</sup>Special source or revision in the data:

Figures for the number of appeals filed, the number of civil and criminal opinions written and their contents, and time interval data were supplied by the clerk of the court during data verification.

<sup>m</sup>Information on disposition type or trial data:

The civil category for manner of disposition, disposition of cases, and status of pending cases data includes civil appeals, postconviction relief, and appeal of administrative agency cases.

The criminal category for manner of disposition, disposition of cases, and status of pending cases data includes criminal appeals and sentence review only cases.

In addition to the 275 majority opinions there were also 23 dissents and 15 concurrences filed.

<sup>n</sup>Information on time interval or age of pending caseload data:

Priority civil includes postconviction relief and contested child custody cases.

Source: Administrator of the Judicial Department, 1980 Annual Statistical Report (Des Moines, Iowa: 1981). Statistics are from the court report except that totals have been computed where necessary; and additional information was supplied by the clerk of the court during data verification.

**IOWA COURT OF APPEALS**  
 Intermediate appellate court  
 5 judges  
 January 1, 1980 to December 31, 1980

	<u>Beginning pending</u>	<u>Filed</u>	<u>Disposed</u>	<u>End pending</u>
<b>Cases:</b>				
<b>Appeals:</b>				
<b>Civil:</b>				
Contracts .....	X	X	35	X
Contested child custody .....	X	X	44	X
Domestic relations not involving child custody .....	X	X	81	X
Property .....	X	X	26	X
Taxation .....	X	X	3	X
Tort .....	X	X	34	X
Trust, estates, wills .....	X	X	14	X
Other .....	X	X	16	X
Disposition by order .....	X	X	7	X
<b>Total</b> .....	<b>52j</b>	<b>344j</b>	<b>260</b>	<b>939j</b>
<b>Criminal:</b>				
Guilty plea only .....	X	X	3	X
Guilty plea and sentencing only .....	X	X	2	X
Other .....	X	X	82	X
<b>Total</b> .....	<b>24j</b>	<b>116j</b>	<b>87</b>	<b>469j</b>
<b>Postconviction remedy:</b>				
Postconviction relief .....	(j)	(j)	10	(j)
<b>Appeal of administrative agency case:</b>				
Administrative law .....	(j)	(j)	33	(j)
<b>Total appeals</b> .....	<b>76j</b>	<b>460j</b>	<b>390</b>	<b>1399j</b>
<b>Other cases:</b>				
<b>Sentence review only:</b>				
Sentencing only .....	(j)	(j)	7	(j)
<b>Total other cases</b> .....	<b>(j)</b>	<b>(j)</b>	<b>7</b>	<b>(j)</b>
<b>Total cases</b> .....	<b>76</b>	<b>460</b>	<b>397</b>	<b>139</b>

(continued on next page)

Iowa Court of Appeals (continued)

<u>Manner of disposition</u>			<u>Disposition of cases<sup>1</sup></u>				
	<u>Civil<sup>m</sup></u>	<u>Criminal<sup>m</sup></u>	<u>Total</u>		<u>Civil<sup>m</sup></u>	<u>Criminal<sup>m</sup></u>	<u>Total</u>
Signed opinion.....	99 <sup>1</sup>	35 <sup>1</sup>	134	Signed and per curiam opinion:			
Per curiam .....	197 <sup>1</sup>	59 <sup>1</sup>	256	Affirmed .....	174	74	248
Dismissed by order .....	X	X	7	Reversed .....	59	17	76
				Combination or modification .....	63	3	66

Time interval data (average months)

	<u>Civil</u>	<u>Priority civil<sup>n</sup></u>	<u>Criminal</u>	<u>All</u>
Ready for submission to opinion .....	4.8	4.8	4.8	4.8

Boldface headings indicate the classifications used by the CSIM project.

X = The data for this case type are known to be included in the total but were not available by category.

<sup>9</sup>Change in pending does not equal the difference between filings and dispositions:

Data are as reported in the annual report.

<sup>j</sup>Explanation of data included in the category:

**Civil appeals** filed and pending include **appeal of administrative agency** and **postconviction remedy** cases.

**Criminal appeals** filed and pending include **sentence review only** cases.

<sup>1</sup>Special source or revision in the data:

Information on the division of cases disposed by opinion and the contents of those opinions were supplied by the clerk of the court during data verification.

<sup>m</sup>Information on disposition type or trial data:

The **civil** category for manner of disposition and disposition of cases data includes **civil appeals, postconviction remedy, and appeal of administrative agency cases.**

The **criminal** category for manner of disposition and disposition of cases data includes **criminal appeal and sentence review only cases.**

<sup>n</sup>Information on time interval or age of pending caseload data:

Priority civil includes **postconviction relief** and **contested child custody cases.**

Source: Court Administrator of the Judicial Department, 1980 Annual Statistical Report (Des Moines, Iowa: 1981). Statistics are from the annual report except that totals have been computed where necessary, and additional information was supplied by the clerk of the court during data verification.

IOWA DISTRICT COURT  
Court of general jurisdiction  
8 districts<sup>c</sup>  
January 1, 1980 to December 31, 1980

	Beginning pending	Filed	Disposed	End pending
<b>Civil:</b>				
<b>Small claims:</b>				
Small claims (associate judges and regular magistrates assigned) .....	609 <sup>f</sup>	15,295	15,222	682
Small claims (substitute and part-time magistrates assigned) .	1,026 <sup>f</sup>	14,584	14,859	751
Small claims (docket maintained by the clerk) .....	12,587 <sup>f</sup>	82,208	81,831	12,964
Total <sup>j</sup> .....	14,222 <sup>f</sup>	112,087	111,912	14,397
<b>Domestic relations:</b>				
<b>Other domestic relations:</b>				
Termination of parental rights .....	N/A	1,002	977 <sup>k</sup>	N/A
Family in need of assistance .....	N/A	49	(j)	N/A
Total .....	N/A	1,051	977 <sup>ik</sup>	N/A
Total .....	N/A	1,051	977 <sup>ik</sup>	N/A
<b>Estate:</b>				
<b>Probate/wills/intestate:</b>				
Estate opened <sup>k</sup> .....	N/A	18,811	17,717	N/A
<b>Guardianship/conservatorship/trusteeship:</b>				
Guardianship and conservatorship opened <sup>k</sup> .....	N/A	3,805	3,624	N/A
Trusteeships opened <sup>k</sup> .....	N/A	836	505	N/A
Total .....	N/A	4,641	4,129	N/A
Total .....	N/A	23,452	21,846	N/A
<b>Other civil:</b>				
Regular civil (district judges) .....	X	57,404 <sup>h</sup>	52,799	X
Regular civil (associate judges, substitute and regular magistrates) .....	X	1,038	955	X
Total .....	46,828 <sup>f</sup>	58,442	53,754	51,516
Total civil .....	61,050 <sup>fi</sup>	195,032	188,489 <sup>i</sup>	65,9139 <sup>i</sup>
<b>Criminal:</b>				
<b>Felony:</b>				
Regular criminal (district judges) <sup>jk</sup> .....	13,622 <sup>fj</sup>	18,135 <sup>hj</sup>	17,448 <sup>j</sup>	15,032 <sup>j</sup>
<b>Misdemeanor:</b>				
Regular criminal (associate judges and regular full-time and substitute judicial magistrates) <sup>jk</sup> .....	(j)	17,534	16,811	(j)
Nonindictable state <sup>k</sup> .....	15,200 <sup>f</sup>	61,717	64,789	12,128
Total .....	X	79,251	81,600	X
<b>Preliminary hearing:</b>				
Preliminary examination (associate judges and regular magistrates) .....	N/A	N/A	1,022 <sup>k</sup>	N/A
Preliminary examination (substitute and part-time magistrates) .....	N/A	N/A	1,332 <sup>k</sup>	N/A
Total .....	N/A	N/A	2,354	N/A
<b>Ordinance violation:</b>				
Nonindictable ordinance <sup>k</sup> .....	48,368 <sup>f</sup>	68,865	77,340	39,893
Total criminal <sup>k</sup> .....	77,190 <sup>fi</sup>	166,251 <sup>i</sup>	178,742	67,0539 <sup>i</sup>
<b>Traffic:</b>				
<b>Other traffic violation:</b>				
Nonindictable state <sup>k</sup> .....	7,374 <sup>f</sup>	96,298	95,153	8,519
Nonindictable ordinance <sup>k</sup> .....	6,409 <sup>f</sup>	65,157	63,971	7,595
Total .....	13,783 <sup>f</sup>	161,455	159,124	16,114
Total traffic .....	13,783 <sup>f</sup>	161,455	159,124	16,114
<b>Juvenile:</b>				
Criminal type offense .....	N/A	3,634	X	N/A
Status offense .....	N/A	1,839	X	N/A
Other juvenile .....	N/A	39	X	N/A
Total juvenile .....	N/A	5,512	3,944 <sup>j</sup>	N/A
Grand total .....	152,023 <sup>fi</sup>	528,250 <sup>i</sup>	530,299	149,0809 <sup>i</sup>

	Trial <sup>d</sup>			Age of pending caseload (12/31/80)		
	Jury	Non-jury	Total	90 days or less	3-18 months	Over 18 months
<b>Civil:</b>						
Small claims .....	--	12,056	12,056			
Estate .....	7	310	317			
Other civil .....	462	5,981	6,443	Regular civil .....	12,921	28,586
Total .....	469	18,347	18,816	Regular criminal ....	7,155	5,352
<b>Criminal:</b>						
Felony .....	554	1,056	1,610			
Misdemeanor .....	329	3,132	3,461			
Ordinance violation .	45	2,654	2,699			
Total .....	928	6,842	7,770			
<b>Traffic:</b>						
Other traffic violation .....	284	13,476	13,760			
Grand total .....	1,681	38,665	40,346			

Time interval data<sup>h</sup>

	Under 1 year	1 to 3 years	Over 3 years
Age at disposition:			
Probate/wills/intestate ...	8,858	6,024	2,835

Boldface headings indicate the classifications used by the NCSP.

N/A = This case type is handled by the court but the data are unavailable.

X = The data for this case type are known to be included in the total but were not available by category.

-- = Not applicable.

**c**Judge information:

Data include cases handled by 92 district and 13 district associate judges, 17 regular full-time, 9 substitute full-time, and 166 part-time magistrates.

**d**Case definition or unit of count:

A civil case is counted with the filing of a petition or complaint.

The criminal case unit of count is the number of informations or indictments.

A jury trial is counted when the jury is sworn.

A non-jury trial (contested) is counted when the first witness is sworn.

**f**Beginning pending figure for the 1980 court year does not equal the end pending figure for the 1979 court year:

The disparity between these figures is due to inventory corrections.

**g**Change in pending does not equal the difference between filings and dispositions:

Figures are as reported in the annual report.

**h**Figure was computed:

Time interval data were estimated from percentages given in the annual report.

**i**Data are not complete:

**Domestic relations** and **total civil** dispositions do not include family in need of assistance cases.

**Total civil** pending does not include **domestic relations** or **estate** data.

**Grand total pending** does not include **domestic relations**, **estate**, **preliminary hearing** or **juvenile** data.

**Total criminal** and **grand total filed** figures do not include **preliminary hearing** cases.

**j**Explanation of data included in the category:

**Small claims** total includes cases handled by the clerk. The cases are not listed as filed or pending in the "by clerk" category because the cases are filed as regular cases and not as cases to be specifically disposed by the clerk.

Regular criminal cases handled by the district judges include **felonies** and **appeals**.

**Felony** pending is the total for all regular criminal categories (**felony**, **appeal**, indictable misdemeanor).

**Misdemeanor** (regular criminal) pending cases are included in the **felony** (regular criminal) data.

**Domestic relations** disposed figure for family in need of assistance is included in disposition figures for **juvenile** data.

**k**Additional information:

In addition to the total criminal data, there were 564 search warrants and 694 seized property hearings handled by district associate judges, regular full-time magistrates, and substitute full-time magistrates; there were 929 search warrants and 559 seized property hearings handled by part-time magistrates.

Estate, guardianship and conservatorship, trusteeship, and regular criminal (**felony**) cases are handled by district judges only.

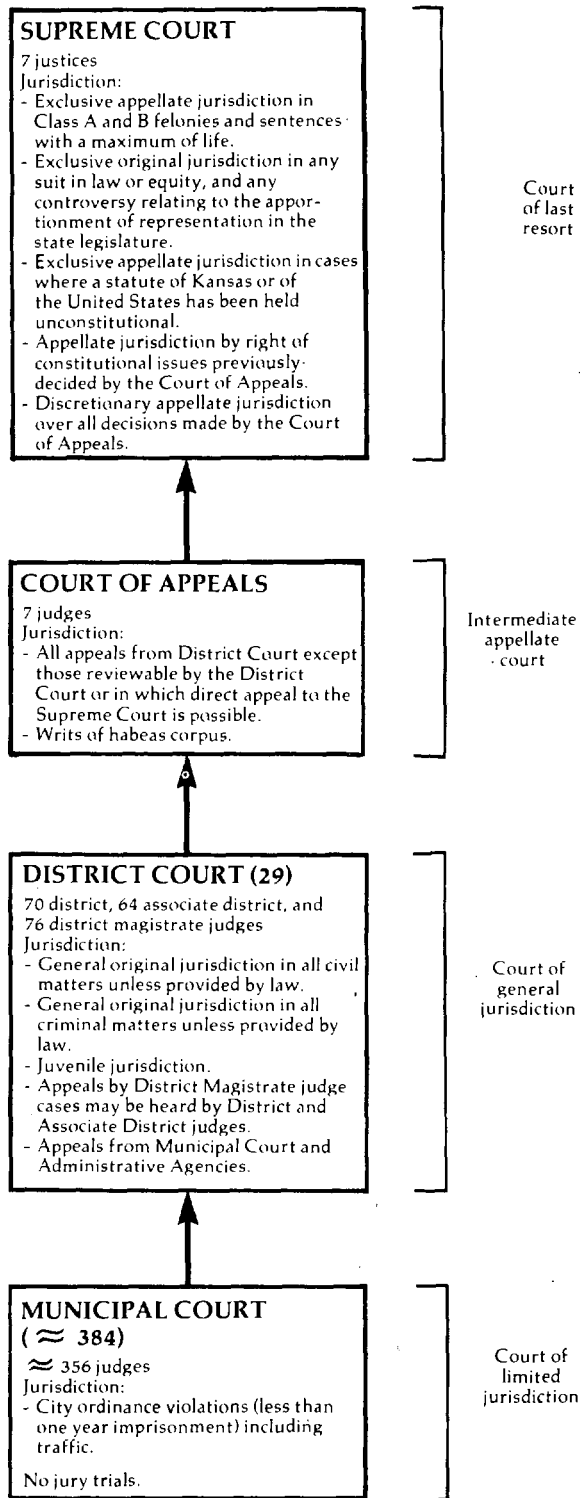
**Preliminary hearing** cases were disposed of by associate judges and regular magistrates.

Nonindictable state and nonindictable ordinance cases are handled by district associate judges, regular full-time, substitute full-time, and part-time magistrates.

**Other domestic relations** and **juvenile** cases disposed represent the number of cases closed by formal hearing.

Source: Court Administrator of the Judicial Department, 1980 Annual Statistical Report, Iowa Judiciary (Des Moines, Iowa: 1981). Statistics are from the annual report except that totals have been computed where necessary.

# KANSAS COURT SYSTEM, 1980



↑ Indicates route of appeal.

KANSAS SUPREME COURT  
Court of last resort  
7 justices  
July 1, 1979 to June 30, 1980

	Beginning pending	Filed	Disposed	End pending
<b>Cases:</b>				
<b>Appeals:</b>				
Civil .....	X	X (X) <sup>e</sup>	X	X
Criminal .....	X	(X) <sup>e</sup>	X	X
<b>Appeal of administrative agency case:</b>				
Workmen's compensation .....	X	X (X) <sup>e</sup>	X	X
Total appeals .....	207 <sup>l</sup>	208 (20) <sup>e</sup>	288	115 <sup>h</sup>
<b>Other cases:</b>				
<b>Original proceedings:</b>				
<b>Original jurisdiction:</b>				
Habeas corpus .....	N/A	X	X	X
Mandamus .....	N/A	X	X	X
Other writs .....	N/A	X	X	X
Total .....	N/A	X	X	X
Disciplinary .....	N/A	X	X	X
Total .....	N/A	41	19	22
<b>Requests to appeal:</b>				
Petitions for review Court of Appeals decisions .....	N/A	161	129 (20) <sup>e</sup>	12
Total other cases .....	N/A	202	148 (20) <sup>e</sup>	34
Total cases .....	207 <sup>i</sup>	410 (20) <sup>e</sup>	436 (20) <sup>e</sup>	149
<b>Other proceedings:</b>				
<b>Rehearing requests:</b>				
Motions for rehearing .....	0	X	X	0
<b>Other matters:</b>				
Motions .....	0	794	794	0
Total other proceedings .....	0	794	794	0

Disposition of appeals

	Civil	Criminal	Agency	Total
<b>By opinion:</b>				
Affirmed .....	X	178	X	178
Reversed .....	X	16	X	16
Affirmed in part, revised in part .....	X	27	X	27
Dismissed .....	X	7	X	7
<b>Without opinion:</b>				
Voluntary dismissals ..	X	18	X	18
Dismissals by court ...	X	12	X	12
Granted .....	--	--	--	--
Denied .....	--	--	--	--
Public censure .....	--	--	--	--
Other .....	--	--	--	--

Boldface headings indicate the classifications used by the CSIM project.

Blank space = Not enough information is known. The category may or may not be handled by the court.

N/A = This case type is handled by the court but the data are not available.

X = The data for this case type are known to be included in the total but were not available by category.

-- = Not applicable.

<sup>e</sup>Cases not included in the total to avoid double counting:

Petitions for review of Court of Appeals decisions when granted are not counted as disposed cases until the resulting appeal is disposed; a new filing is not counted for the resulting appeal. These granted petitions for review are the numbers appearing in parentheses.

<sup>h</sup>Figure was computed:

The number of appeals pending at the end of the year was calculated using total other cases, and total cases pending at the end of the year.

<sup>i</sup>Data are not complete:

Total cases beginning pending do not include original proceedings or requests to appeal.

<sup>l</sup>Special source or revision in the data:

The number of appeals pending at the beginning of the year was supplied by the administrative office of the court.

Source: Office of the Judicial Administration, Annual Report on the Courts of Kansas, 1979-1980 Fiscal Year (Topeka, Kansas: December, 1980). Statistics are from the annual report except that totals have been computed where necessary.



KANSAS COURT OF APPEALS  
Intermediate Appellate Court  
7 judges  
July 1, 1979 to June 30, 1980

	Beginning pending	Filed	Disposed	End pending
<b>Cases:</b>				
<b>Appeals:</b>				
Civil .....	X	X	X	X
Criminal .....	X	X	X	X
Total appeals .....	645	916	729	832
<b>Other cases:</b>				
Original proceedings .....				
Requests to appeal .....				
Total other cases .....				
<b>Total cases .....</b>	<b>645</b>	<b>916</b>	<b>729</b>	<b>832</b>
<b>Other proceedings:</b>				
<b>Rehearing requests:</b>				
Motions for rehearing .....	0	X	X	0
<b>Other matters:</b>				
Motions .....	0	3,211 <sup>a</sup>	3,211 <sup>a</sup>	0
<b>Total other proceedings .....</b>	<b>0</b>	<b>3,211</b>	<b>3,211</b>	<b>0</b>

Boldface headings indicate the classifications used by the CSIM project.

Blank space = Not enough information is known. The case category may or may not be handled by the court.

X = The data for this case type are known to be included in the total but were not available by category.

Source: Office of the Judicial Administration, Annual Report on the Courts of Kansas, Fiscal Year 1979-1980 (Topeka, Kansas: December 1980). Statistics are from the annual report except that totals have been computed where necessary.

KANSAS DISTRICT COURT  
 Court of general jurisdiction  
 29 districts: 70 district, 64 associate district, and 76 district magistrate judges  
 July 1, 1979 to June 30, 1980

	Beginning pending	Filed <sup>j</sup>	Disposed	End pending
<b>Civil:</b>				
<b>Tort:</b>				
<b>Auto tort:</b>				
Auto negligence .....	X	1,396	X	X
<b>Professional tort:</b>				
Medical negligence .....	X	166	X	X
<b>Product liability tort .....</b>	X	126	X	X
<b>Other tort:</b>				
Property damage .....	X	810	X	X
Other tort .....	X	1,940	X	X
Total .....	X	3,750	X	X
Total .....	X	5,438	X	X
<b>Contract .....</b>	X	37,849	X	X
<b>Small claims .....</b>	N/A	15,045	N/A	N/A
<b>Real property rights:</b>				
Personal property .....	X	1,441	X	X
Real property .....	X	8,788	X	X
Total .....	X	10,229	X	X
<b>Domestic relations:</b>				
<b>Marriage dissolution:</b>				
Divorce, annulment, or separate maintenance .....	X	20,645	X	X
<b>Support/custody:</b>				
U.R.E.S.A. inward .....	X	1,804	X	X
U.R.E.S.A. outward .....	X	1,642	X	X
Total .....	X	3,447	X	X
Adoption .....	N/A	2,156	N/A	N/A
Other domestic relations .....	X	1,764	X	X
Total .....	9,433 <sup>fi</sup>	28,012	25,604 <sup>i</sup>	9,685 <sup>i</sup>
<b>Estate:</b>				
<b>Probate/wills/intestate:</b>				
Decedents estates .....	N/A	6,182	5,076	N/A
<b>Guardianship/conservatorship/trusteeship:</b>				
Guardianship/conservatorship estates .....	N/A	2,400	1,050	N/A
Trusts .....	N/A	365	155	N/A
Total .....	N/A	2,765	1,205	N/A
<b>Other estate:</b>				
Determination of descent .....	N/A	1,963	1,963	N/A
Miscellaneous probate actions .....	N/A	1,926	1,926	N/A
Total .....	N/A	3,889	3,889	N/A
Total .....	N/A	12,836	10,170	N/A
<b>Mental health:</b>				
Mental health treatment proceedings .....	N/A	2,048	N/A	N/A
Alcohol treatment proceedings .....	N/A	935	N/A	N/A
Total .....	N/A	2,983	N/A	N/A
<b>Appeal .....</b>	X	234	X	X
<b>Extraordinary writ:</b>				
Special writs .....	X	271	X	X
<b>Other civil:</b>				
Other regular civil .....	X	4,140	X	X
Total civil .....	33,952 <sup>fi</sup>	117,037	89,622 <sup>i</sup>	38,517 <sup>i</sup>
<b>Criminal:</b>				
<b>Felony .....</b>	4,197 <sup>fj</sup>	10,944	11,310 <sup>j</sup>	3,831 <sup>j</sup>
<b>Misdemeanor .....</b>	4,368 <sup>fj</sup>	14,984	17,821 <sup>j</sup>	2,587 <sup>j</sup>
<b>Appeal .....</b>	(j)	1,056	(j)	(j)
Total criminal .....	8,565 <sup>f</sup>	26,984	29,131	6,418
<b>Traffic:</b>				
<b>DWI/DUI:</b>				
Driving while intoxicated .....	N/A	4,374	X	N/A
<b>Other traffic violation:</b>				
Other traffic .....	N/A	269,330	X	N/A
Juvenile traffic .....	N/A	292	357	N/A
Total .....	N/A	269,622	X	N/A
Total traffic .....	N/A	273,996	267,919	N/A
<b>Juvenile:</b>				
<b>Criminal-type offense:</b>				
Delinquent .....	N/A	4,373	X	N/A
<b>Status offense:</b>				
Miscreant .....	N/A	5,271	X	N/A
Wayward or truant .....	N/A	2,327	X	N/A
Total .....	N/A	7,598	X	N/A
<b>Non-offense:</b>				
Dependent/neglected .....	N/A	2,206	X	N/A
<b>Other juvenile:</b>				
Informal juvenile .....	N/A	14,741	N/A	N/A
Total juvenile .....	N/A	28,918	12,005 <sup>i</sup>	N/A
<b>Grand total .....</b>	40,370 <sup>fi</sup>	446,935	398,677 <sup>i</sup>	44,935 <sup>i</sup>

<u>Contested trial<sup>d</sup></u>			<u>Criminal dispositions</u>				
	<u>Jury</u>	<u>Non-jury<sup>m</sup></u>	<u>Total</u>		<u>Felony<sup>m</sup></u>	<u>Misdemeanor<sup>m</sup></u>	<u>Total</u>
<b>Civil:</b>				Pleas of guilty .....	5,325	9,482	14,807
Regular civil <sup>j</sup> .....	401	3,223	3,624	Trial convictions <sup>m</sup> .....	444	551	995
Domestic relations <sup>j</sup> ..	--	2,731	2,731	Trial acquittals <sup>m</sup> .....	172	207	379
Total .....	401	5,954	6,355	Dismissed by prosecutor <sup>m</sup> .....	3,315	4,790	8,105
<b>Criminal:</b>				Dismissed by judge <sup>m</sup> .....	684	1,004	1,688
Felony <sup>m</sup> .....	446	137	583	Other .....	1,403	1,818	3,221
Misdemeanor <sup>m</sup> .....	99	628	727				
Total <sup>m</sup> .....	545	765	1,310				
Traffic <sup>m</sup> .....	119	5,980	6,099				
Grand total .....	1,065	12,699	13,764				

<u>Traffic dispositions<sup>m</sup></u>			<u>Civil dispositions</u>		
			<u>Regular Civil<sup>j</sup></u>	<u>Domestic relations<sup>j</sup></u>	<u>Total</u>
Pleas of guilty ....	218,693		18,785	6,591	25,376
Bond forfeiture ....	27,965		Uncontested .....	12,366	38,088
Dismissed .....	14,805		Total contested ....	6,626	5,374
			Other .....	2,715	1,273
					3,988

Age of pending caseload (6/30/80)

	<u>6 months or less</u>	<u>6 to 12 months</u>	<u>13 to 18 months</u>	<u>19 to 24 months</u>	<u>Over 24 months</u>
<b>Civil:</b>					
<b>Law:</b>					
Regular civil <sup>j</sup> .....	14,965	6,880	3,504	1,484	1,999
Domestic relations <sup>j</sup> .....	7,526	1,406	353	181	219
Total .....	22,491	8,286	3,857	1,665	2,218
<b>Criminal:</b>					
Felony .....	2,748	664	207	77	135
Misdemeanor .....	1,793	388	172	73	161
Total .....	4,541	1,052	379	150	296

Boldface headings indicate the classifications used by the CSIM project.  
 N/A = This case type is handled by the court, but the data are unavailable.  
 X = The data for this case type are known to be included in the total but were not available by category.  
 -- = Not applicable.

<sup>d</sup>Case definition or unit of count:  
 A civil case is counted at the filing of a petition or complaint. Appeals are filed in categories according to the nature of the case.  
 The criminal case unit of count is the number of informations, indictments, or complaints.  
 A jury trial is counted when the jury is impaneled.  
 A non-jury trial is counted if the case is contested (an attorney appears in opposition).

<sup>f</sup>Beginning pending figure for the 1980 court year does not equal the end pending figure for the 1979 court year:  
 Figures are as given in the annual report.  
<sup>i</sup>Data are not complete:  
 Juvenile total disposed figure does not include other juvenile.  
 Domestic relations pending and disposed figures do not include adoption cases.  
 Total civil pending figures do not include small claims, adoption, mental health, or estate cases.  
 Total civil and grand total disposed figures do not include small claims, adoption, or mental health cases.  
 Grand total pending figures do not include small claims, adoption, mental health, estate, traffic, or juvenile cases.

<sup>j</sup>Explanation of data included in the category:  
 Filings include original actions and retrials/reinstatements.  
 Civil cases are divided into three major groupings in the Kansas Annual Report: domestic relations, regular actions, and limited actions (Chapter 61 cases). Regular and limited actions cases include contract, tort, real property rights, civil appeals, extraordinary writs, and other civil cases. Regular and limited actions cases are distinguished from each other by the amount demanded in the suit. There were 17,816 regular civil cases filed and 16,830 disposed during the 1980 court year. The same elements for limited actions were 40,345 and 37,018.  
 Domestic relations cases for trial, disposition, age of pending, and time interval data include marriage dissolution, support/custody, and other domestic relations cases, but not adoption cases.  
 Figures for disposed and pending criminal appeal cases are included in the felony and misdemeanor categories, according to the nature of the case being appealed.

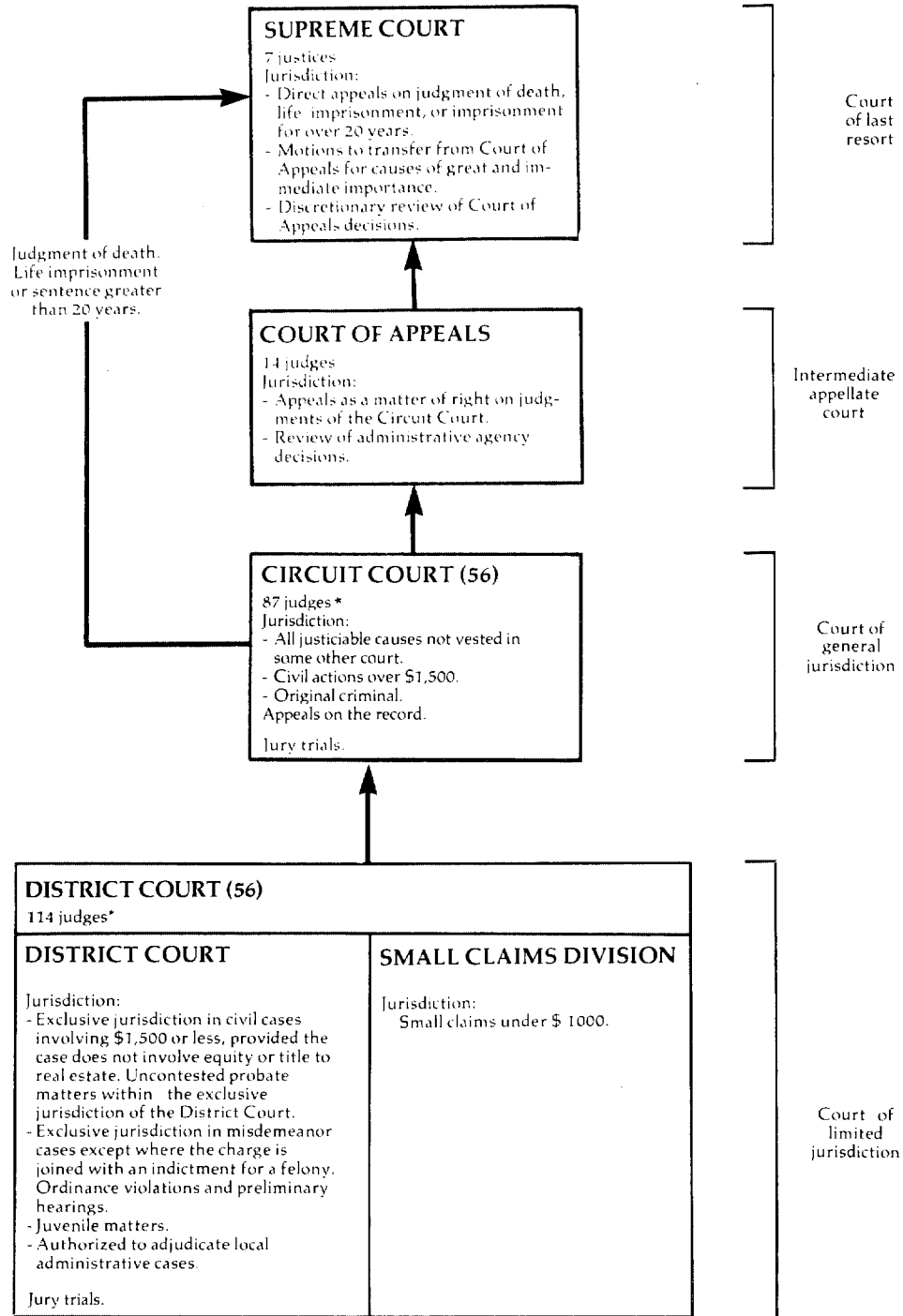
<sup>m</sup>Information on disposition type or trial data:  
 Dismissed criminal dispositions include dismissals, other uncontested matters, and appeals from lower courts.  
 Traffic dispositions and trials do not include juvenile traffic cases.  
 As a result of the change in the trial definition, non-jury cases include some cases which were merely "contested"--an answer was filed, although no trial was held.  
 Felony and misdemeanor trial and disposition data include appeal cases from the lower courts.  
 The sum of trial acquittals and trial convictions exceeds the total number of trials; however, these are the figures in the Kansas Annual Report.

Sources: Office of the Judicial Administrator, Annual Report on the Courts of Kansas Fiscal Year 1979-1980 (Topeka, Kansas: November 1980). Statistics are from the annual reports except that totals have been computed where necessary, and corrections were provided by the administrative office of the courts during data verification.

KANSAS MUNICIPAL COURT  
 Court of limited jurisdiction  
 384 courts, ~ 356 judges  
 July 1, 1979 to January 9, 1980

There were no data available for cases handled in the Municipal Court for fiscal year 1980.

# KENTUCKY COURT SYSTEM, 1980



↑ Indicates route of appeal.

\*The number of circuit judge positions was increased by 4 and district judge positions by 9 by the 1980 General Assembly. These positions were filled by election on November 18, 1980. They are not included in the numbers given.

KENTUCKY SUPREME COURT  
Court of last resort  
7 justices  
July 1, 1979 to June 30, 1980

	Beginning pending	Filed	Disposed	End pending
<b>Cases:</b>				
<b>Appeals:</b>				
Direct appeals .....	X	135 <sup>1</sup>	X	X
Motions for transfer granted .....	X	( 3) <sup>e1</sup>	X	X
Motions for discretionary review granted .....	X	(128) <sup>e1</sup>	X	X
Total appeals .....	X	135 (131) <sup>e1</sup>	279 <sup>1</sup>	X
<b>Other cases:</b>				
<b>Original proceedings:</b>				
<b>Original jurisdiction:</b>				
Original actions .....	N/A	5 <sup>1</sup>	6 <sup>1</sup>	N/A
Motions for injunctive relief .....	5	6 <sup>1</sup>	7 <sup>1</sup>	4
Total .....	X	11	13	X
<b>Disciplinary:</b>				
Bar Association actions .....	X	51 <sup>1</sup>	54 <sup>1</sup>	X
Total .....	X	62	67	X
<b>Requests to appeal:</b>				
Motion for transfer .....	2 <sup>f</sup>	10 <sup>1</sup>	9 ( 3) <sup>e</sup>	3
Motion for discretionary review .....	87 <sup>f</sup>	526 <sup>1</sup>	304 (128) <sup>e1</sup>	181
Total .....	89 <sup>f</sup>	536	313 (131) <sup>e</sup>	184
Total other cases .....	94 <sup>fi</sup>	598	380 <sup>i</sup> (131) <sup>e</sup>	188 <sup>i</sup>
Total cases .....	241	733 (131) <sup>e1</sup>	659 (131) <sup>e</sup>	315 <sup>1</sup>
<b>Other proceedings:</b>				
<b>Rehearing requests:</b>				
Petitions for rehearing .....	10	64	67	7
<b>Other matters:</b>				
Motions other than Rule 65.09 matters .....	N/A	799	642	N/A
Intermediate appellate matters .....	N/A	148	N/A	N/A
Total other proceedings .....	10 <sup>i</sup>	1,011	709 <sup>i</sup>	7 <sup>i</sup>

Manner of disposition

Opinion .....	Direct appeals and original actions 240 <sup>m</sup>
---------------	--

Boldface headings indicate the classifications used by the CSIM project.

X = The data for this case type are known to be included in the total but were not available by category.

<sup>e</sup>Cases not included in the total to avoid double counting:

Motions for transfer and motions for discretionary review granted are not counted as disposed until the appeal is disposed; a filing is not counted for the resulting appeal. These granted petitions are the numbers appearing in parentheses.

<sup>f</sup>Beginning pending figure for the 1980 court year does not equal the end pending figure for the 1979 court year:

Figures are as given in the annual report.

<sup>1</sup>Data are not complete:

Figures for total other cases pending do not include original action cases; however, original actions are included in total pending cases.

Pending figures reported for other proceedings do not include motions other than Rule 65.09 matters, or intermediate appellate matters.

Disposed figure reported for other proceedings does not include intermediate appellate matters disposed.

<sup>l</sup>Special source or revision in the data:

Footnoted figures were provided by the Clerk of the Court, who also furnishes these data to the Kentucky Administrative Office of the Court.

<sup>m</sup>Information on disposition type or trial data:

The 240 opinions disposed 281 cases.

Source: Administrative Office of the Courts, Annual Report, 1979-80 (Frankfort, Kentucky). Statistics are from the annual report except that totals have been computed where necessary, and additional information was supplied by the Clerk of the Court during data verification.

KENTUCKY COURT OF APPEALS  
Intermediate appellate court  
14 judges  
July 1, 1979 to June 30, 1980

	Beginning pending	Filed	Disposed	End pending
<b>Cases:</b>				
<b>Appeals:</b>				
Civil .....	704	1,669	1,609	764
Criminal .....	215	442	365	292
<b>Total appeals</b> .....	<b>919</b>	<b>2,111</b>	<b>1,974</b>	<b>1,056</b>
<b>Other cases:</b>				
<b>Original proceedings:</b>				
<b>Original jurisdiction:</b>				
Original actions .....	11	92	90	13
Actions for injunctive relief .....	7	16	17	6
<b>Total</b> .....	<b>18</b>	<b>108</b>	<b>107</b>	<b>19</b>
<b>Requests to appeal:</b>				
Discretionary review .....	7	48	50	5
<b>Total other cases</b> .....	<b>25</b>	<b>156</b>	<b>157</b>	<b>24</b>
<b>Total cases</b> .....	<b>944</b>	<b>2,267</b>	<b>2,131</b>	<b>1,080</b>
<b>Other proceedings:</b>				
<b>Rehearing requests:</b>				
<b>Petitions for rehearing:</b>				
Civil .....	68	228	235	61
Criminal .....	10	32	41	1
<b>Total</b> .....	<b>78</b>	<b>260</b>	<b>276</b>	<b>62</b>
<b>Total other proceedings</b> .....	<b>78</b>	<b>260</b>	<b>276</b>	<b>62</b>
<u>Manner of disposition<sup>1</sup></u>				
	<u>Published opinion</u>	<u>Non-published opinion</u>	<u>Total</u>	
<b>Total cases</b> .....	190	1,005	1,195	

Boldface headings indicate the classifications used by the CSIM project.

<sup>1</sup>Special source or revision in the data:

The number of published and unpublished opinions rendered by the court during 1980 were provided by the Clerk of the Court during data verification.

Source: Administrative Office of the Courts, Annual Report, 1979-80 (Frankfort, Kentucky). Statistics are from the annual report except that totals have been computed where necessary, and additional information was supplied by the Clerk of the Court during data verification.

KENTUCKY CIRCUIT COURT  
 Court of general jurisdiction  
 56 districts, 87<sup>C</sup> judges  
 July 1, 1979 to June 30, 1980

	beginning pending	Filed	Disposed	End pending
<b>Civil<sup>d</sup>:</b>				
<b>Law:</b>				
Civil suit .....	N/A	20,479	18,873	N/A
<b>Domestic relations:</b>				
<b>Adoption:</b>				
Adoption and termination of parental rights .....	N/A	2,428	2,247	N/A
<b>Other domestic relations:</b>				
Domestic relations <sup>j</sup> .....	N/A	34,999	33,383	N/A
Total .....	N/A	37,427	35,630	N/A
<b>Mental health<sup>j</sup></b> .....	N/A	2,367	2,183	N/A
<b>Appeal:</b>				
<b>Appeal of administrative agency case:</b>				
Workmen's compensation .....	N/A	707	702	N/A
<b>Appeal of trial court case:</b>				
Probate .....	N/A	63	75	N/A
Civil appeal .....	N/A	403	312	N/A
Total .....	N/A	466	387	N/A
Total .....	N/A	1,173	1,089	N/A
Other civil .....	N/A	7,768	6,080	N/A
<b>Total civil</b> .....	N/A	69,214	63,855	N/A
<b>Criminal<sup>d</sup>:</b>				
<b>Felony/misdemeanor:</b>				
Criminal .....	N/A	11,162	9,455	N/A
Appeal .....	N/A	397	392	N/A
Total criminal .....	N/A	11,559	9,847	N/A
<b>Grand total</b> .....	N/A	80,773	73,702	N/A

Boldface headings indicate the classifications used by the CSIM project.  
 N/A = This case type is handled by the court, but the data are unavailable.

<sup>c</sup>Judge information:

The number of circuit judge positions was increased by 4 by the 1980 General Assembly. These positions were filled by election November 18, 1980. These new positions are not included in the number of judges reported above.

<sup>d</sup>Case definition or unit of count:

A civil case is counted with the filing of a petition or complaint.  
 The criminal case unit of count is the number of defendants.

<sup>j</sup>Explanation of data included in the category:

Domestic relations cases include contested and uncontested divorces, separations, annulments, and certain post-divorce hearings for modifications in support, custody, visitation rights, etc.  
 Mental health cases include both involuntary hospitalization and competency hearings.

Source: Administrative Office of the Courts; Annual Report, 1979-80 (Frankfort, Kentucky). Statistics are from the annual report except that totals have been computed where necessary.

KENTUCKY DISTRICT COURT  
 Court of limited jurisdiction  
 56 districts, 114<sup>c</sup> judges  
 July 1, 1979 to June 30, 1980

	Beginning pending	Filed	Disposed	End pending
<b>Civil<sup>d</sup>:</b>				
<b>Law:</b>				
Civil .....	N/A	57,017	43,522	N/A
<b>Small claims</b> .....	N/A	30,169	26,487	N/A
<b>Estate:</b>				
<b>Other estate:</b>				
Probate .....	N/A	<u>26,711</u>	<u>20,748</u>	N/A
Total civil .....	N/A	113,897	90,757	N/A
<b>Criminal<sup>d</sup>:</b>				
<b>Misdemeanor</b> .....	N/A	180,627	162,010	N/A
<b>Preliminary hearing:</b>				
Felony .....	N/A	<u>26,505</u>	<u>24,712</u>	N/A
Total criminal .....	N/A	207,132	186,722	N/A
<b>Traffic<sup>d</sup>:</b>				
Total traffic .....	N/A	287,148	251,352	N/A
<b>Juvenile<sup>d</sup>:</b>				
Total juvenile .....	N/A	38,282	31,249	N/A
<b>Grand total</b> .....	N/A	646,459	560,080	N/A

Trial<sup>d</sup>

Total completed ..... 70

Boldface headings indicate the classifications used by the CSIM project.  
 N/A = This case type is handled by the court, but the data are unavailable.

<sup>c</sup>Judge information:

The number of district judge positions was increased by 9 by the 1980 General Assembly. These positions were filled by election November 18, 1980. These new positions are not included in the number of judges reported above.

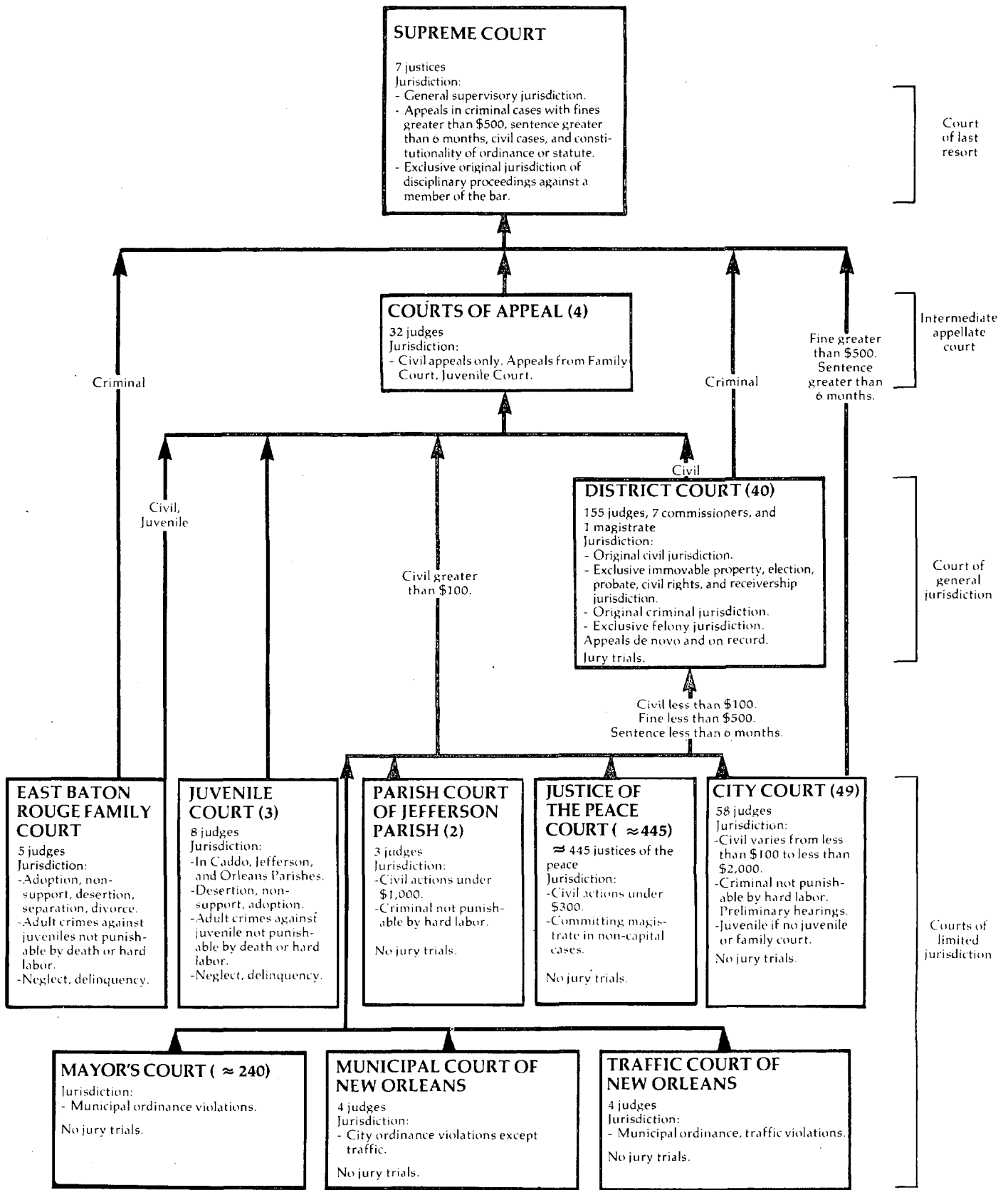
<sup>d</sup>Case definition or unit of count:

A civil case is counted with the filing of a petition or complaint.  
 The criminal, traffic, and juvenile case unit of count is the number of defendants.  
 A trial is counted when it is completed.

Source: Administrative Office of the Courts, Annual Report, 1979-80 (Frankfort, Kentucky). Statistics are from the annual report except that totals have been computed where necessary.



# LOUISIANA COURT SYSTEM, 1980



↑ Indicates route of appeal.

LOUISIANA SUPREME COURT  
 Court of last resort  
 7 Justices  
 January 1, 1980 to December 31, 1980

	Beginning pending	Filed	Disposed	End pending
<b>Cases:</b>				
<b>Appeals:</b>				
Appeals .....	N/A	661J	504J	N/A
Writs granted .....	N/A	(549) <sup>e</sup>	470	N/A
Total appeals .....	N/A	661J (549) <sup>e</sup>	974J	N/A
<b>Other cases:</b>				
<b>Original proceedings:</b>				
<b>Original jurisdiction:</b>				
Other matters .....	N/A	80	46	N/A
<b>Disciplinary:</b>				
Original jurisdiction petitions .....	N/A	11j	7j	N/A
Total .....	N/A	91	53	N/A
<b>Requests to appeal:</b>				
Writs .....	N/A	2,319	2,050 (549) <sup>e</sup>	
Total other cases .....	N/A	2,410	2,103 (549) <sup>e</sup>	N/A
<hr/>				
Total cases .....	N/A	3,071 (549) <sup>e</sup>	3,077 (549) <sup>e</sup>	N/A
<b>Other proceedings:</b>				
Rehearing requests .....	N/A	268	295	N/A
Total other proceedings .....	N/A	268	295	N/A

Manner of disposition

	Appeals	Original jurisdiction	Disciplinary	Requests to appeal	Total cases	Rehearing requests
Written opinion.....	419	4	7	--	430	21
Per curiam without opinion ...	292	42	0	--	334	0
With orders .....	263	0	0	--	263	0
Dismissed .....	2	0	0	13	15	0
Granted .....	--	--	--	549	549	24
Denied .....	--	--	--	1,747	1,747	271
Not considered .....	--	0	--	27	27	0

Boldface headings indicate the classifications used by the CSIM project.

Blank space = Not enough information is known. The case category may or may not be handled by the court.

N/A = This case type is handled by the court, but the data are unavailable.

-- = Not applicable.

<sup>e</sup>Cases not included in the total to avoid double counting:

A writ granted is not counted as disposed until the resulting appeal is disposed; a filing is not counted for the resulting appeal. These granted writs are the numbers appearing in parentheses in the profile.

<sup>j</sup>Explanation of data included in the category:

Appeals filed include a few habeas corpus original jurisdiction cases.

Original jurisdiction petitions under disciplinary include some nondisciplinary bar matters as well as disciplinary cases.

Source: Judicial Administrator, Judicial Council Annual Report with 1980 Statistics and Related Data (New Orleans, Louisiana). Statistics are from the annual report except that totals have been computed where necessary.

LOUISIANA COURTS OF APPEAL<sup>a</sup>  
Intermediate appellate court  
4 circuits, 32 judges  
January 1, 1980 to December 31, 1980

	Beginning pending	Filed	Disposed	End pending
<b>Cases:</b>				
<b>Appeals:</b>				
Civil .....	X	2,417	2,236 <sup>h</sup>	X
Total appeals .....	X	2,417	2,236 <sup>h</sup>	X
<b>Other cases:</b>				
<b>Original proceedings:</b>				
<b>Original jurisdiction:</b>				
Writs .....	X	456	454 <sup>h</sup>	X
Requests to appeal .....	X	456	454	X
Total other cases .....	X	456	454	X
<b>Total cases .....</b>	<b>1,147<sup>l</sup></b>	<b>2,873</b>	<b>2,690</b>	<b>1,346<sup>l</sup></b>
<b>Other proceedings:</b>				
Rehearing requests .....	N/A	N/A	790	N/A
Total other proceedings .....	N/A	N/A	790	N/A
<b>Disposition of cases</b>				
<u>Manner of disposition</u>		<u>Disposition of cases</u>		<u>Status of pending caseload (12/31/80)</u>
Judgments rendered .....	2,026	<u>Original jurisdiction</u>		To be argued .....
Cases dismissed .....	210	Granted .....		1,072
		Refused .....		274
		124		
		330		

Boldface headings indicate the classifications used by the CSIM project.  
Blank space = Not enough information is known. The case category may or may not be handled by the court.  
N/A = This case type is handled by the court, but the data are unavailable.  
X = The data for this case type are known to be included in the total but were not available by category.

<sup>a</sup>Court jurisdiction:

The court hears civil appeals only.

<sup>g</sup>Change in pending does not equal the difference between filings and dispositions:

Figures are as given in the annual report and by the administrative office of the courts.

<sup>h</sup>Figure was computed:

The writs disposed figure was computed by adding writs refused and writs granted.

The appeals disposed figure was computed by adding together cases dismissed and judgments rendered.

<sup>l</sup>Special source or revision in the data:

Beginning and end pending figures were provided by the administrative office of the courts during data verification.

Source: Judicial Administrator, Judicial Council Annual Report with 1980 Statistics and Related Data (New Orleans, Louisiana).  
Statistics are from the annual report except that totals have been computed where necessary, and additional information was supplied by the administrative office of the courts.

LOUISIANA DISTRICT COURT  
 Court of general jurisdiction  
 40 districts, 155 judges, 7 commissioners, and 1 magistrate  
 January 1, 1980 to December 31, 1980

	Beginning pending	Filed	Disposed	End pending
<b>Civil<sup>d</sup>:</b>				
Total civil .....	N/A	161,884	N/A	N/A
<b>Criminal<sup>d</sup>:</b>				
Total criminal .....	N/A	316,341	N/A	N/A
Grand total .....	N/A	478,225	N/A	N/A

Trial<sup>1</sup>

	Jury	Non-jury	Total
Civil .....	434	N/A	N/A
Criminal .....	767	N/A	N/A
Total .....	1,201	N/A	N/A

Boldface headings indicate the classifications used by the CSIM project.  
 N/A = This case type is handled by the court, but the data are unavailable.

<sup>d</sup>Case definition or unit of count:

A civil case is counted with the filing of a petition or complaint.

The criminal case unit of count is the number of bills of information or indictment.

<sup>1</sup>Special source or revision in the data:

The number of **civil** and **criminal** jury trials was provided by the administrative office of the court during data verification.

Source: Judicial Administrator, Judicial Council Annual Report with 1980 Statistics and Related Data (New Orleans, Louisiana).  
 Statistics are from the annual report except that totals have been computed where necessary, and additional information was supplied by the state court administrative office during data verification.

LOUISIANA FAMILY COURT AND JUVENILE COURT  
 Court of limited jurisdiction  
 1 court, 5 judges; 3 courts, 8 judges  
 January 1, 1980 to December 31, 1980

	Beginning pending	Filed	Disposed	End pending
<b>Juvenile:</b>				
Total juvenile .....	N/A	22,010 <sup>j</sup>	N/A	N/A
Grand total .....	N/A	22,010 <sup>j</sup>	N/A	N/A

Boldface headings indicate the classifications used by the CSIM project.  
 N/A = This case type is handled by the court, but the data are unavailable.

<sup>j</sup>Explanation of data included in the category:

The filed figure includes only new cases filed.

Source: Judicial Administrator, Judicial Council Annual Report with 1980 Statistics and Related Data (New Orleans, Louisiana).  
 Statistics are from the annual report except that totals have been computed where necessary.

LOUISIANA CITY COURT AND PARISH COURT, AND MUNICIPAL COURT AND TRAFFIC COURT OF NEW ORLEANS  
 Court of limited jurisdiction  
 49 courts, 58 judges; 2 courts, 3 judges; 1 court, 4 judges ; 1 court, 4 judges  
 January 1, 1980 to December 31, 1980

	Beginning pending	Filed	Disposed	End pending
<b>Civil:</b>				
<b>Law:</b>				
Civil .....	N/A	81,063	50,250	N/A
Total civil .....	N/A	81,063	50,250	N/A
<b>Criminal:</b>				
<b>Misdemeanor:</b>				
State misdemeanor .....	N/A	35,704	31,206	N/A
Ordinance violation .....	N/A	104,020	83,835	N/A
Total criminal .....	N/A	139,724	115,041	N/A
<b>Traffic:</b>				
<b>Other traffic violation:</b>				
State cases .....	N/A	117,969	103,800	N/A
Ordinance cases .....	N/A	341,860	268,848	N/A
Juvenile traffic-city .....	N/A	4,165	3,993	N/A
Juvenile traffic-state .....	N/A	951	887	N/A
Total .....	N/A	464,945	377,528	N/A
Total traffic .....	N/A	464,945	377,528	N/A
<b>Juvenile:</b>				
<b>Criminal-type offense:</b>				
Delinquency .....	N/A	3,508	3,057	N/A
<b>Non-offense:</b>				
Neglect .....	N/A	574	492	N/A
<b>Other juvenile:</b>				
Special proceedings .....	N/A	550	482	N/A
Total juvenile .....	N/A	4,632	4,031	N/A
Grand total .....	N/A	690,364	546,850	N/A

Boldface headings indicate the classifications used by the CSIM project.  
 N/A = This case type is handled by the court, but the data are unavailable.

<sup>d</sup>Case definition or unit of count:  
 A civil case is counted with the filing of a petition or complaint.  
 The criminal case unit of count is the number of informations, indictments, or complaints.

Source: Judicial Administrator, Judicial Council Annual Report with 1980 Statistics and Related Data (New Orleans, Louisiana).  
 Statistics are from the annual report except that totals have been computed where necessary, and revisions were made by the state court administrative office during data verification.

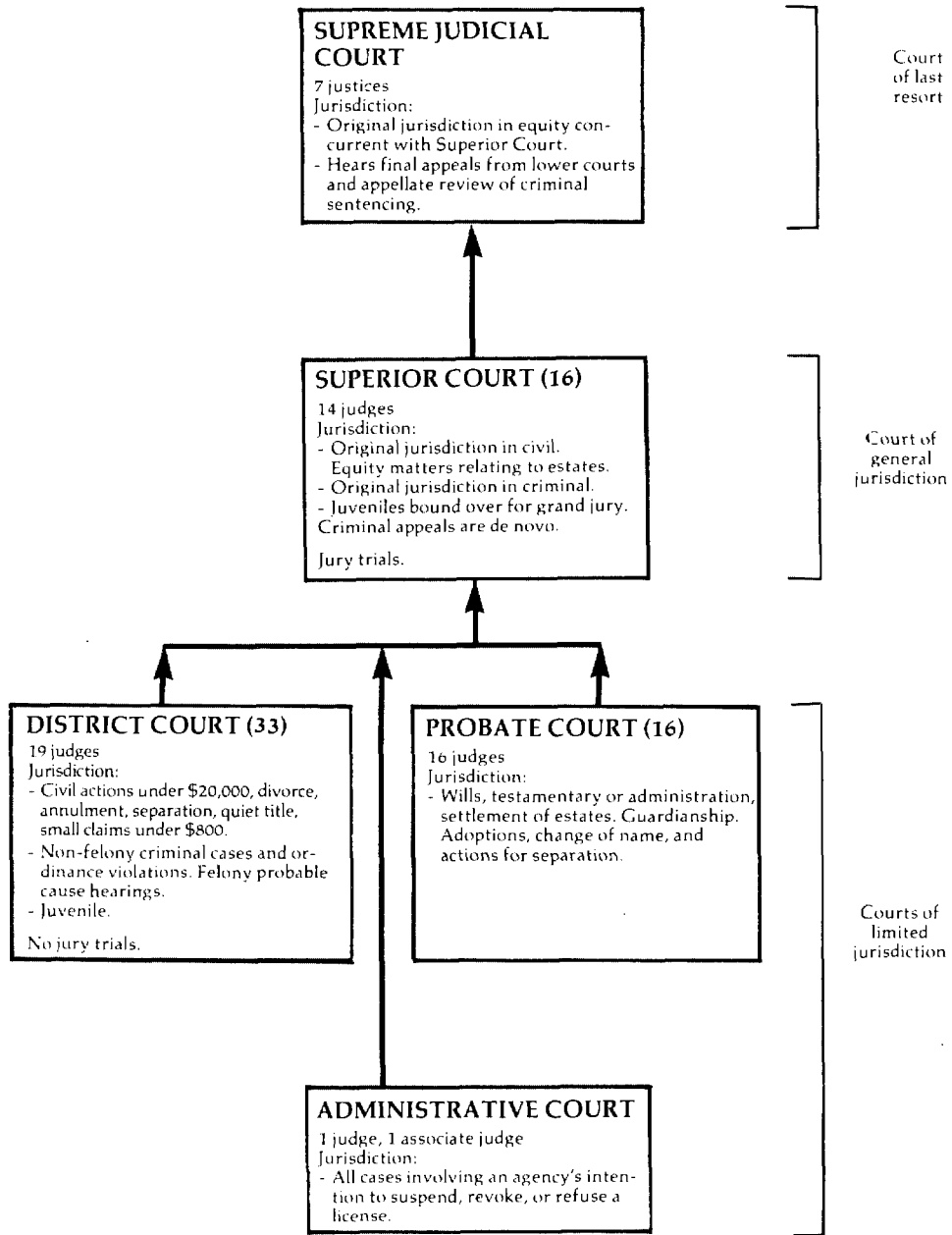
LOUISIANA JUSTICE OF THE PEACE COURT  
 Court of limited jurisdiction  
 ≈ 445 courts, ≈ 445 justices of the peace  
 January 1, 1980 to December 31, 1980

There were no data available for cases handled in the Justice of the Peace Court for 1980.

LOUISIANA MAYOR'S COURT  
 Court of limited jurisdiction  
 ≈ 240 courts  
 January 1, 1980 to December 31, 1980

There were no data available for cases handled in the Mayor's Court for 1980.

# MAINE COURT SYSTEM, 1980



↑ Indicates route of appeal.

MAINE SUPREME JUDICIAL COURT  
 Court of last resort  
 7 justices  
 January 1, 1980 to December 31, 1980

	Beginning pending	Filed	Disposed	End pending
<b>Cases:</b>				
<b>Appeals:</b>				
<b>Civil<sup>b</sup>:</b>				
New appeals .....	X	380	X	X
Interlocutory appeals .....	X	0	X	X
Reports .....	X	2	X	X
Total .....	180	382 <sup>b</sup>	274	288
<b>Criminal:</b>				
New appeals .....	X	121	X	X
Interlocutory appeals .....	X	9	X	X
Reports .....	0	1	X	X
Total .....	56	131	110	77
Total appeals .....	236	513	384	365
<b>Other cases:</b>				
<b>Original proceedings:</b>				
<b>Advisory opinions:</b>				
Solemn occasion opinions .....	0	1	1	0
<b>Sentence review only:</b>				
Appeals in the appellate division .....	21 <sup>f</sup>	51	30	42
Total other cases .....	21 <sup>f</sup>	52	31	42
<b>Total cases .....</b>	<b>257<sup>f</sup></b>	<b>565</b>	<b>415</b>	<b>407</b>

Manner of disposition

	Civil	Criminal	Total
Signed opinion .....	143	73	216
Per curiam and memorandum opinions .....	17	9	26
Solemn occasion opinions .....	1	0	1

Status of pending caseload (appeals) (12/31/80)

Not yet at issue .....	216
At issue awaiting oral argument .....	67
Orally argued awaiting opinion .....	82

Disposition of appeals

	Civil	Criminal	Total
<b>Written opinions:</b>			
Denied .....	90	65	155
Sustained .....	48	17	65
Dismissed .....	20	0	20
Remanded .....	2	0	2
Total .....	160	82	242
<b>Non-opinion dispositions:</b>			
Dismissed by Court .....	18	15	33
Withdrawn by defendant ...	78	0	78
Withdrawn by state .....	0	12	12
Certificate of probable cause denied .....	0	1	1
Remanded .....	10	0	10
Remanded .....	8	0	8

Disposition of sentence review cases

Sentence unchanged .....	20
Sentence reduced .....	3
Sentence increased .....	0

Boldface headings indicate the classifications used by the CSIM project.

X = The data for this case type are known to be included in the total but were not available by category.

<sup>b</sup>Particular court or reporting system information:

Starting September 1, 1980, civil appeals were counted as filed when the notice of appeal was filed in the Superior Court.

This is an earlier point than was previously used. There were 61 civil appeals that were counted under the new method that would not have been counted under the old method.

<sup>f</sup>Beginning pending figure for 1980 does not equal the end pending figure for the 1979 court year:

The figures are as given in the annual report.

Source: Administrative Office of the Courts, Annual Report 1980 (Auburn, Maine: 1981). Statistics are from the annual report except that totals have been computed where necessary.





---

Criminal and traffic dispositions

Jury trial:	
Convicted .....	335
Acquitted .....	149
Non-jury trial:	
Convicted .....	134
Acquitted .....	53
Guilty plea .....	4,429
Mistrial .....	35
Dismissed by court .....	121
Dismissed by District Attorney (Rule 48(a)) .....	3,014
District Court bail revised .....	131
District Court bail affirmed .....	66
Juvenile appeal denied .....	16
Juvenile appeal sustained .....	13
Juvenile appeal, new sentence .....	1
Probation revoked .....	68
Not guilty by reason of insanity .....	4
Filed case .....	146
Other .....	322

---

Boldface headings indicate the classifications used by the CSIM project.

<sup>d</sup>Case definition or unit of count:

A civil case is counted with the filing of a petition or complaint.

The criminal case unit of count is the number of defendants on the informations, indictments, or complaints.

A jury trial is counted by the state with the beginning of voir dire. A non-jury trial is counted when opening arguments have begun.

<sup>f</sup>Beginning pending figure for the 1980 court year does not equal the end pending figure for the 1979 court year:

Figures are as given in the annual report.

<sup>h</sup>Figure was computed:

End pending figure for the 1980 court year was computed from beginning pending, filed, and disposed figures.

<sup>j</sup>Explanation of data included in the category:

Title 29 cases are OUI (operating under the influence) cases and other traffic offenses.

End pending figure was calculated from filed, disposed, and beginning pending data.

<sup>l</sup>Special source or revision in the data:

Beginning pending figures for the 1980 court year were taken from the end pending figures for the 1979 court year given in the 1979 annual report.

<sup>m</sup>Information on disposition type or trial data:

Civil trial data do not include URESA cases.

<sup>n</sup>Information on time interval or age of pending caseload data:

Filing to first appearance and first appearance to disposition figures include data on indictments, transfers appeals, and juvenile appeals. First appearance to guilty plea, first appearance to jury trial, and first appearance to jury waived trial figures include data on indictments, transfers, and appeals only.

Source: Administrative Office of the Courts, Annual Report 1980 (Auburn, Maine: 1981). Statistics are from the annual report except that totals have been computed where necessary.

---

MAINE DISTRICT COURT  
 Court of limited jurisdiction  
 33 courts, 19 judges  
 January 1, 1980 to December 31, 1980

	Beginning pending <sup>k</sup>	Filed	Disposed <sup>l</sup>	End pending
<b>Civil<sup>b</sup>:</b>				
<b>Law:</b>				
Civil .....	N/A	14,029	12,457	N/A
Money judgments .....	N/A	6,846	6,570	N/A
Total .....	N/A	20,875	19,027	N/A
Small claims .....	N/A	20,197	17,509	N/A
<b>Domestic relations:</b>				
<b>Marriage dissolution:</b>				
Divorce .....	N/A	7,593	7,526	N/A
<b>Support/custody:</b>				
Reciprocal .....	N/A	N/A	N/A	N/A
Total .....	N/A	7,593 <sup>i</sup>	7,526 <sup>i</sup>	N/A
Mental health .....	N/A	899	897	N/A
Total civil .....	N/A	49,564 <sup>i</sup>	44,959 <sup>i</sup>	N/A
<b>Criminal<sup>d</sup>:</b>				
<b>Felony:</b>				
Classes A, B, and C .....	N/A	3,047	2,551	N/A
<b>Misdemeanor:</b>				
Classes D and E .....	N/A	26,316	25,056	N/A
Total criminal .....	N/A	29,363	27,607	N/A
<b>Traffic:</b>				
<b>Other traffic violation:</b>				
Traffic criminal .....	N/A	56,074	45,492	N/A
Civil violations and traffic infractions .....	N/A	92,495	96,449	N/A
Total .....	N/A	148,569	145,941	N/A
Total traffic .....	N/A	148,569	145,941	N/A
<b>Juvenile:</b>				
Total juvenile .....	N/A	3,965	3,941	N/A
Grand total .....	N/A	231,461 <sup>i</sup>	222,448 <sup>i</sup>	N/A

Trial <sup>d</sup>	
<b>Civil<sup>l</sup>:</b>	
Law .....	2,991 <sup>i</sup>
Small claims .....	2,048 <sup>i</sup>
Marriage dissolution ...	2,002 <sup>i</sup>
Mental health .....	384 <sup>i</sup>
Total .....	7,425 <sup>i</sup>
<b>Criminal:</b>	
Felony .....	240
Misdemeanor .....	2,185
Total .....	2,425
Traffic .....	2,820
Juvenile .....	995
Grand Total .....	13,665

Boldface headings indicate the classifications used by the CSIM project.  
 N/A = This case type is handled by the court, but the data are unavailable.  
 X = The data for this case type are known to be included in the total but were not available by category.

<sup>b</sup>Particular court or reporting system information:  
 The courts located in Fort Kent and Van Buren Counties have jurisdiction over criminal, traffic, and juvenile cases only.

<sup>d</sup>Case definition or unit of count:  
 A civil case is counted with the filing of a petition or complaint.  
 The criminal case unit of count is the number of informations, indictments, or complaints.  
 A jury trial is counted by the state with the beginning of voir dire. A non-jury trial is counted when the opening arguments have begun.

<sup>l</sup>Data are incomplete:  
 No support/custody data were available for this court during 1980.  
 Civil trial figures do not include trials held in the District Court located in Portland.

Source: Administrative Office of the Courts, Annual Report 1980 (Auburn, Maine: 1981). Statistics are from the annual report except that totals have been computed where necessary.

MAINE ADMINISTRATIVE COURT  
 Court of limited jurisdiction  
 1 judge, 1 associate judge  
 July 1, 1980 to December 30, 1980

	Beginning pending	Filed	Disposed <sup>k</sup>	End pending
<b>Civil<sup>d</sup>:</b>				
<b>Appeal:</b>				
<b>Appeal of administrative agency case:</b>				
Bureau of liquor enforcement .....	N/A	293	235	N/A
Department of Secretary of State .....	N/A	0	0	N/A
Bureau of Maine State Police .....	N/A	11	12	N/A
Department of Human Services .....	N/A	5	3	N/A
Real Estate Commission .....	N/A	0	0	N/A
Maine Department of Business Regulation .....	N/A	0	0	N/A
Harness Racing Commission .....	N/A	15	5	N/A
Board of Dental Examiners .....	N/A	2	1	N/A
Board of Commissioners for Profession of Pharmacy .....	N/A	0	0	N/A
Appeal from Bureau of Alcoholic Beverages .....	N/A	2	2	N/A
State Board of Licensure of Medical Facilities other than Hospitals .....	N/A	1	0	N/A
Appeal from decision of Harness Racing Commission .....	N/A	0	0	N/A
Department of Environmental Protection .....	N/A	1	0	N/A
<b>Total .....</b>	<b>N/A</b>	<b>330</b>	<b>258</b>	<b>N/A</b>
<b>Total civil .....</b>	<b>N/A</b>	<b>330</b>	<b>258</b>	<b>N/A</b>
<b>Grand total .....</b>	<b>N/A</b>	<b>330</b>	<b>258</b>	<b>N/A</b>

Boldface headings indicate the classifications used by the CSIM project.  
 N/A = This case type is handled by the court, but the data are unavailable.

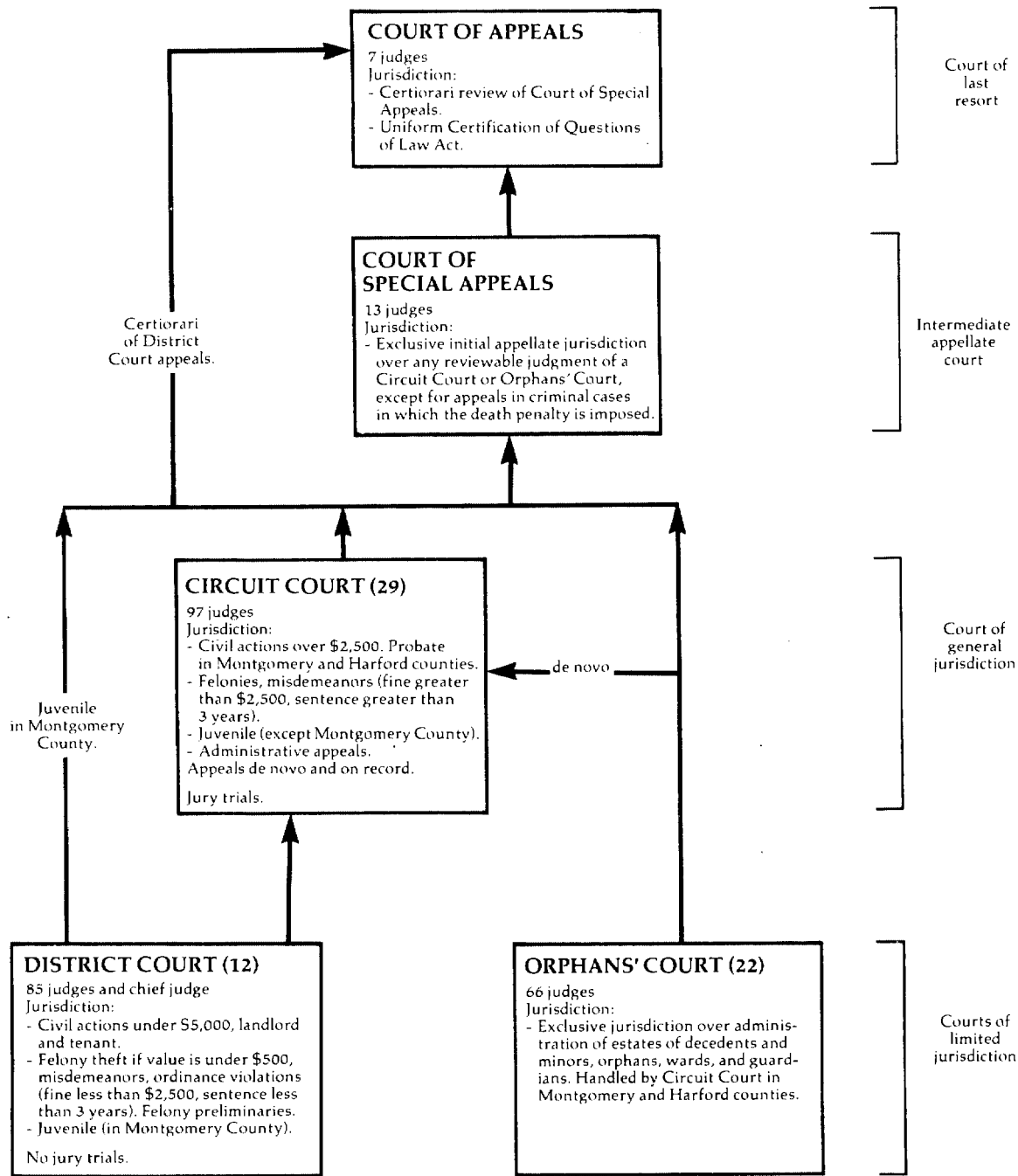
<sup>d</sup>Case definition or unit of count:  
 A civil case is counted with the filing of a complaint.

Source: Administrative Office of the Courts, Annual Report 1980 (Auburn, Maine: 1981). Statistics are from the annual report except that totals have been computed where necessary.

MAINE PROBATE COURT  
 Court of limited jurisdiction  
 16 courts, 16 judges  
 January 1, 1980 to December 31, 1980

There were no data available for cases handled in the Probate Court for 1980.

# MARYLAND COURT SYSTEM, 1980



↑ Indicates route of appeal.

MARYLAND COURT OF APPEALS  
Court of last resort  
7 Judges  
July 1, 1979 to June 30, 1980

	Beginning pending	Filed	Disposed	End pending
<b>Cases:</b>				
<b>Appeals:</b>				
Civil .....	28 <sup>j</sup>	46 <sup>h</sup> j ( 64) <sup>e</sup>	94	24
Criminal .....	12	( 57) <sup>eh</sup>	61	23
Juvenile .....	(j)	(j)	5	0
Total appeals .....	40	46 <sup>h</sup> (121) <sup>e</sup>	160	47
<b>Other cases:</b>				
<b>Original proceedings:</b>				
Disciplinary .....	0	24	24	0
<b>Requests to appeal:</b>				
Applications for certiorari:				
Civil .....	0	250	186 ( 64) <sup>e</sup>	0
Criminal .....	0	245	188 ( 57) <sup>e</sup>	0
Total .....	0	495	374 (121) <sup>e</sup>	0
Total other cases .....	0	519	398 (121) <sup>e</sup>	0
<b>Total cases .....</b>	<b>40</b>	<b>565 (121)<sup>e</sup></b>	<b>558<sup>k</sup>(121)<sup>e</sup></b>	<b>47</b>

Manner of disposition<sup>m</sup>

Reported opinions .....	123
Unreported opinions .....	17

Disposition of applications for certiorari

	Civil	Criminal	Total
Granted .....	64	57	121
Denied .....	182	187	369
Dismissed .....	2	1	3
Withdrawn .....	2	0	2
Total .....	250	245	495

Disposition of appeals

	Civil <sup>j</sup>			Criminal	Juvenile	Total
	Law Equity	Total				
Affirmed .....	24	17	41	18	2	61
Modified and affirmed .....	0	1	1	2	0	3
Reversed .....	26	12	38	32	1	71
Affirmed in part, reversed in part .....	5	1	6	1	0	7
Remanded without affirmance or reversal .....	1	0	1	2	0	3
Dismissed, opinion filed ...	0	1	1	1	0	2
Dismissed without opinion ...	0	0	0	0	0	0
Dismissed prior to argument or submission .....	2	3	5	4	2	11
Transferred to Court of Special Appeals .....	0	1	1	1	0	2
Stayed .....	0	0	0	0	0	0

Time interval data (average days, months)

	Days	Months
Original filing to disposition in Circuit Court .....	486	16.2
Disposition in Circuit Court to docketing .....	281	9.4
Docketing to argument .....	112	3.7
Argument to decision .....	83	2.8

Boldface headings indicate the classifications used by the CSIM project.

<sup>e</sup>Cases not included in the total to avoid double counting:

Applications for certiorari when granted are not counted as dispositions until the resulting appeal is disposed; a filing is not counted for the associated appeal. These granted applications for certiorari are the numbers appearing in parentheses.

<sup>h</sup>Figure was computed:

Civil and criminal appeal filings and dispositions were computed from available data.

<sup>j</sup>Explanation of data included in the category:

Juvenile appeals are combined in the figures given for civil appeals for beginning pending and filed figures.

<sup>k</sup>Additional information:

The Court of Appeals also admitted 703 persons to the practice of law, 61 of which were admitted from other jurisdictions.

<sup>m</sup>Information on disposition type or trial data:

Eleven opinions were per curiam. Thirteen dissenting opinions and one concurring opinion were also filed.

Source: Administrative Office of the Courts, Annual Report 1979-80 (Annapolis, Maryland). Statistics are from the annual report except that totals have been computed where necessary, and corrections were supplied by the clerk of the court during data verification.

MARYLAND COURT OF SPECIAL APPEALS  
Intermediate appellate court  
13 judges  
July 1, 1979 to June 30, 1980

	Beginning pending	Filed	Disposed	End pending
<b>Cases:</b>				
<b>Appeals:</b>				
<b>Civil:</b>				
Law .....	53	495 <sup>1</sup> ( X) <sup>e</sup>	464	88
Equity .....	30	373 <sup>1</sup> ( X) <sup>e</sup>	282	79
Total .....	83	868 <sup>1</sup> ( X) <sup>e</sup>	746	167
Criminal .....	76	864 <sup>1</sup> ( X) <sup>e</sup>	695	177
Juvenile .....	0	53 <sup>1</sup> ( X) <sup>e</sup>	32	13
Total appeals .....	159	1,785 <sup>1</sup> (10) <sup>e</sup>	1,473	357 <sup>9</sup>
<b>Other cases:</b>				
Original proceedings .....				
Requests to appeal:				
Application for leave to appeal .....	0	107 <sup>1</sup>	95 (10) <sup>e</sup>	0
Total other cases .....	0	107	95 (10) <sup>e</sup>	0
<b>Total cases .....</b>	<b>159</b>	<b>1,892<sup>1</sup>(10)<sup>e</sup></b>	<b>1,568<sup>k</sup>(10)<sup>e</sup></b>	<b>357</b>

Manner of disposition<sup>m</sup>

Reported opinions .....	218
Unreported opinions, all per curiam .....	843

Disposition of applications for leave to appeal

	Post-conviction	Inmate grievance	Total
Granted .....	9	1	10
Denied .....	77	6	83
Withdrawn .....	0	0	0
Remanded .....	5	0	5
Dismissed .....	7	0	7
Total .....	98	7	105

Disposition of appeals

	Civil			Criminal	Juvenile	Total
	Law	Equity	Total			
Affirmed .....	192	109	301	472	13	786
Modified and affirmed .....	3	1	4	1	0	5
Reversed .....	62	38	100	99	4	203
Affirmed in part, reversed in part ..	15	13	28	11	1	40
Remanded without affirmance or reversal .....	5	7	12	3	1	16
Dismissed, opinion filed .....	22	7	29	1	0	30
Dismissed, without opinion .....	0	0	0	2	0	2
Dismissed prior to argument or submission .....	146	87	233	96	11	340
Transferred to Court of Appeals ....	18	20	38	10	2	50

Time interval data (average months)

	Days	Months
Original filings to dispositions in court below .....	465	15.5
Disposition in Circuit Court to docketing .....	110	3.7
Docketing to argument .....	171	5.7
Argument to decision .....	27	0.9

Boldface headings indicate the classifications used by the CSIM project.

Blank space = Not enough information is known. The case category may or may not be handled by the court.

X = The data for this case type are known to be included in the total but were not available by category.

<sup>e</sup>Cases not included in the total to avoid double counting:

Applications for leave to appeal when granted are not counted as dispositions until the resulting appeal is disposed; a new filing is not counted for the associated appeal. These granted applications for leave to appeal are the numbers appearing in parentheses.

<sup>9</sup>Change in pending does not equal the difference between filings and dispositions:

Figures are as given in the annual report and by the clerk of the court.

<sup>k</sup>Additional information:

The court also considered 30 miscellaneous matters during the year, in addition to its regular caseload.

<sup>1</sup>Special source or revision in the data:

Filing figures were supplied by the clerk of the court during data verification.

<sup>m</sup>Information on disposition type or trial data:

Three dissenting opinions and five concurring opinions were also filed.

Source: Administrative Office of the Courts, Annual Report 1979-1980 (Annapolis, Maryland). Statistics are from the annual report except that totals have been computed where necessary, and additional information was supplied by the clerk of the court during data verification.

MARYLAND CIRCUIT COURT  
 Court of general jurisdiction  
 29 courts, 97 judges  
 July 1, 1979 to June 30, 1980

	Beginning pending	Filed	Disposed	End pending
<b>Civil:</b>				
<b>Law:</b>				
Confessed judgments .....	X	2,194	2,255	X
Other law .....	X	2,631	2,214	X
Defective delinquent .....	X			X
Total .....	X	4,825	4,469	X
<b>Tort:</b>				
<b>Auto tort:</b>				
Motor tort .....	X	6,358	5,507	X
<b>Other tort:</b>				
Other tort .....	X	2,411	2,102	X
Consent cases .....	X	210	241	X
Total .....	X	2,621	2,343	X
Total .....	X	8,979	7,850	X
Contract .....	X	7,434	5,617	X
<b>Real property rights:</b>				
Condemnation .....	X	320	474	X
Foreclosure .....	X	3,673	3,414	X
Total .....	X	3,993	3,888	X
<b>Equity:</b>				
Other equity .....	X	10,180	10,709	X
<b>Domestic relations:</b>				
<b>Marriage dissolution:</b>				
Divorce, nullity, maintenance .....	X	32,444	32,017	X
Adoption .....	X	1,932	2,194	X
<b>Other domestic relations:</b>				
Paternity .....	X	12,047	11,303	X
Total .....	X	46,423	45,514	X
<b>Estate:</b>				
<b>Guardianship/conservatorship/trusteeship:</b>				
Petition for guardianship .....	X	700	676	X
<b>Appeal:</b>				
Appeal of administrative agency case .....	X	2,391	1,992	X
Appeal of trial court case .....	X	946	999	X
Total .....	X	3,337	2,991	X
<b>Extraordinary writ:</b>				
Habeas corpus .....	X	424	459	X
Total civil .....	88,359 <sup>f</sup>	86,295	82,173	92,481
<b>Criminal:</b>				
<b>Felony/misdemeanor:</b>				
Nonsupport .....	X	1,855	2,010	X
Other criminal .....	X	32,385	34,948	X
Adult offenses against juveniles .....	(j)	172	150	(j)
Total .....	X	34,412	37,108	X
<b>Appeal of trial court case:</b>				
Appeals from District Court .....	X	4,379	4,437	X
<b>Postconviction remedy:</b>				
Postconviction .....	X	388	441	X
<b>Sentence review only:</b>				
Applications for review of criminal sentences .....	N/A	270	241	N/A
Total criminal .....	20,107 <sup>ij</sup>	39,449	42,227	17,278 <sup>ij</sup>
<b>Juvenile:</b>				
<b>Criminal-type offense:</b>				
Delinquency .....	X	21,416	23,138	X
<b>Other juvenile:</b>				
Child in need of assistance/child in need of supervision .....	X	2,529	2,715	X
Total juvenile .....	8,537 <sup>j</sup>	23,945	25,853	6,651 <sup>j</sup>
Grand total .....	117,003 <sup>fi</sup>	149,689	150,253	116,4109 <sup>i</sup>

	Trial <sup>d</sup>			Time interval data (average days) <sup>h</sup>	
	Jury	Non-jury	Total	Filing to trial or hearing	Filing to disposition
<b>Civil:</b>					
Law <sup>m</sup> .....	794	1,622	2,416	409	375
Equity <sup>m</sup> .....	0	16,662	16,662	177	285
Total .....	794	18,284	19,078	206 <sup>l</sup>	308 <sup>l</sup>
Criminal .....	1,826	12,179	14,005	134	155
Total .....	2,620	30,463	33,083	84	97
<b>Juvenile:</b>					
Criminal <sup>j</sup> .....					
Juvenile <sup>j</sup> .....					

(continued on next page)

Boldface headings indicate the classifications used by the CSIM project.  
 N/A = This case type is handled by the court but the data are unavailable.  
 X = The data for this case type are known to be included in the total but were not available by category.

- <sup>a</sup>Court jurisdiction:  
 All **juvenile** cases are heard in this court in all counties except Montgomery County, where they are heard in the District Court. **Juvenile** data for Montgomery County are given in the District Court profile.
- <sup>d</sup>Case definition or unit of count:  
 A civil case is counted with the filing of a petition or complaint.  
 The criminal case unit of count is the number of informations or indictments.  
 A jury trial is counted if tried to verdict.  
 A non-jury trial is counted at the point when an opening statement or the introduction of any evidence occurs.
- <sup>f</sup>Beginning pending figure for the 1980 court year does not equal the end pending figure for the 1979 court year:  
 Figures are as given in the annual report.
- <sup>g</sup>Change in pending does not equal the difference between filings and dispositions:  
 Figures are as given in the annual report.
- <sup>h</sup>Figure was computed:  
 Time interval data were computed by weighting the individual court's average by the number of trials per court.
- <sup>i</sup>Data are not complete:  
 Criminal and grand total pending do not include **sentence review only** cases.
- <sup>j</sup>Explanation of data included in the category:  
 Pending figures for adult offenses against juveniles are included in the total pending for **juvenile** cases.
- <sup>l</sup>Special source or revision in the data:  
 Time interval figures for total **civil** cases were provided by the administrative office of the court during data verification.
- <sup>m</sup>Information on disposition type or trial data:  
 The equity category for trial data includes **domestic relations, equity, and foreclosure**. The law category includes all other **civil** categories.
- <sup>n</sup>Information on time interval or age of pending caseload data:  
 The equity category for time interval data includes **domestic relations, equity, and foreclosure**. The law category includes all other **civil** categories.

Source: Administrative Office of the Courts, Annual Report 1979-80 (Annapolis, Maryland). Statistics are from the annual report except that totals have been computed where necessary, and additional information was supplied by the administrative office of the court during data verification.

**MARYLAND DISTRICT COURT**  
 Court of limited jurisdiction  
 12 districts, 85 judges and chief judge  
 July 1, 1979 to June 30, 1980

	Beginning pending	Filed	Disposed	End pending														
<b>Civil<sup>d</sup>:</b>																		
<b>Law:</b>																		
Contract and tort cases .....	N/A	121,786	N/A	N/A														
<b>Real property rights:</b>																		
Landlord and tenant .....	N/A	323,009	N/A	N/A														
<b>Other civil</b> .....	N/A	<u>13,931</u>	N/A	N/A														
Total civil .....	N/A	458,726	N/A	N/A														
<b>Criminal<sup>bd</sup>:</b>																		
<b>Misdemeanor:</b>																		
Criminal .....	N/A	N/A	N/A	N/A														
Adult offenses against juveniles .....	X	4	14	X														
Total .....	N/A	N/A	N/A	N/A														
Total criminal .....	X <sup>i</sup>	4 <sup>i</sup>	14 <sup>i</sup>	X <sup>i</sup>														
<b>Traffic:</b>																		
Total traffic .....	N/A	581,488	N/A	N/A														
<b>Juvenile<sup>j</sup>:</b>																		
<b>Criminal-type offense:</b>																		
Delinquency .....	X	2,021	2,140	X														
<b>Other juvenile:</b>																		
Child in need of assistance/child in need of supervision ...	X	<u>502</u>	<u>554</u>	X														
Total juvenile .....	X	2,523	2,694	X														
Grand total .....	1,011 <sup>fi</sup>	1,042,741 <sup>i</sup>		830 <sup>i</sup>														
<table style="width: 100%; border: none;"> <tr> <td style="width: 50%; text-align: center;"><u>Non-jury trial<sup>d</sup></u></td> <td style="width: 50%; text-align: center;"><u>Traffic dispositions</u></td> </tr> <tr> <td>Civil .....</td> <td>Cases paid .....</td> </tr> <tr> <td style="text-align: right;">46,823</td> <td style="text-align: right;">403,204</td> </tr> <tr> <td>Traffic .....</td> <td></td> </tr> <tr> <td style="text-align: right;">178,284</td> <td></td> </tr> <tr> <td>Total .....</td> <td></td> </tr> <tr> <td style="text-align: right;">225,107</td> <td></td> </tr> </table>					<u>Non-jury trial<sup>d</sup></u>	<u>Traffic dispositions</u>	Civil .....	Cases paid .....	46,823	403,204	Traffic .....		178,284		Total .....		225,107	
<u>Non-jury trial<sup>d</sup></u>	<u>Traffic dispositions</u>																	
Civil .....	Cases paid .....																	
46,823	403,204																	
Traffic .....																		
178,284																		
Total .....																		
225,107																		



---

Boldface headings indicate the classifications used by the CSIM project.

N/A = This case type is handled by the court, but the data are unavailable.

X = The data for this case type are known to be included in the total but were not available by category.

**b**Particular court or reporting system information:

Data for criminal cases were unavailable as a result of data processing problems.

**d**Case definition or unit of count:

A civil case is counted with the filing of a petition or complaint.

The criminal case unit of count is the number of defendants on the information, indictment, or complaint.

A non-jury trial is counted at the point when an opening statement or the introduction of any evidence occurs.

**f**Beginning pending figure for the 1980 court year does not equal the end pending figure for the 1979 court year:

Figures are as given in the annual report.

**i**Data are not complete:

**Criminal** filings and dispositions include adult offenses against juveniles only.

Total disposed and pending data include **criminal** adult offenses against juveniles and **juvenile** cases only.

Total filed data do not include any **criminal** cases except adult offenses against juveniles.

**J**Explanation of data included in the category:

**Juvenile** data are cases heard in the District Court in Montgomery County only. In the remainder of the state, **juvenile** cases are heard in the Circuit Court. Data for **juvenile** cases outside Montgomery County are included on the Circuit Court profile.

Source: Administrative Office of the Courts, Annual Report 1979-80 (Annapolis, Maryland). Statistics are from the annual report except that totals have been computed where necessary.

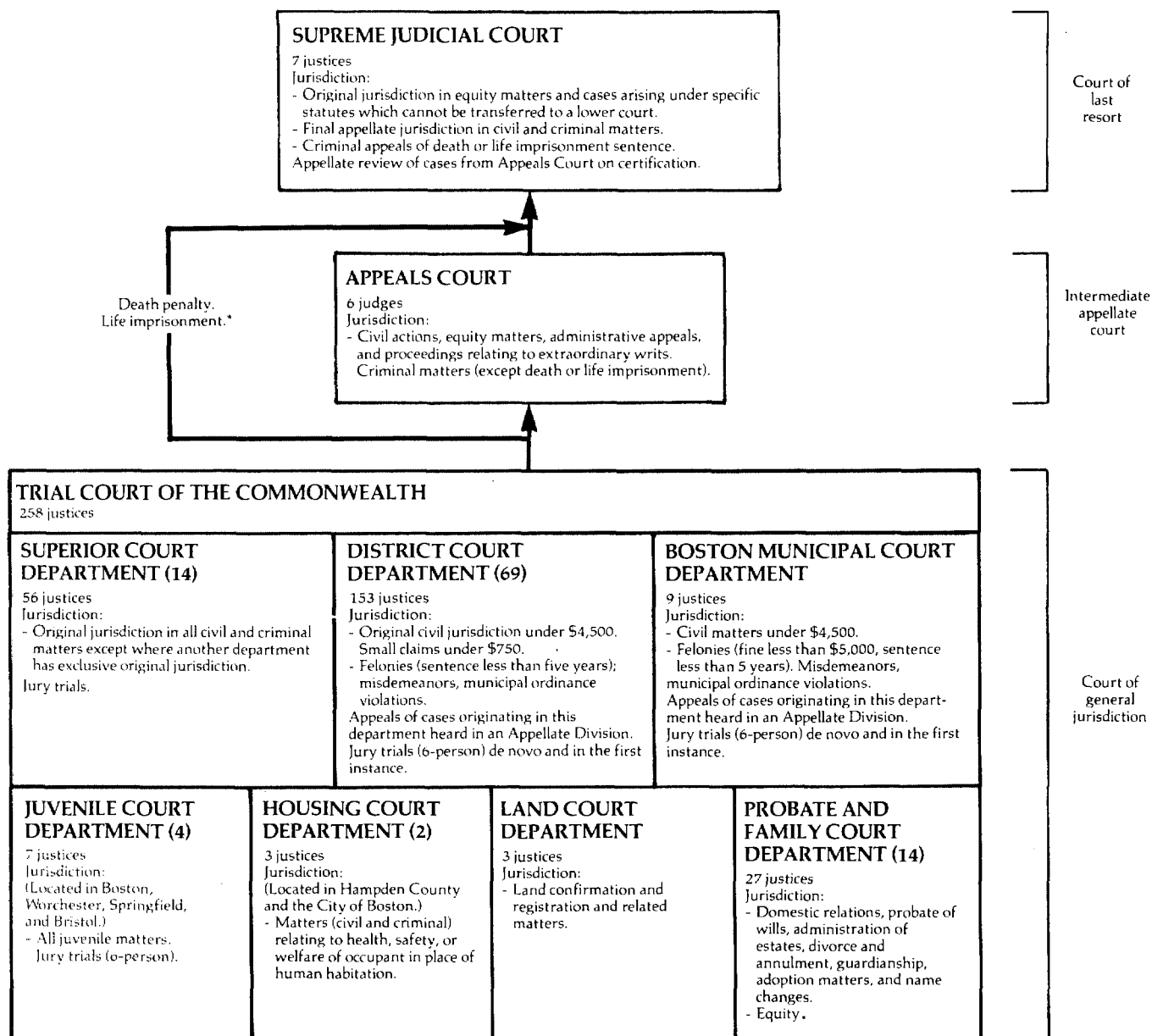
---

**MARYLAND ORPHAN'S COURT**  
Court of limited jurisdiction  
22 counties, 66 judges  
July 1, 1979 to June 30, 1980

There were no data available for cases handled in the Orphan's Court for fiscal year 1980.

---

# MASSACHUSETTS COURT SYSTEM, 1980



↑ Indicates route of appeal.

\*Appeals generally may be taken to either the Appeals Court or the Supreme Judicial Court with the Supreme Judicial Court deciding which court will hear each case.

MASSACHUSETTS SUPREME JUDICIAL COURT  
Court of last resort  
7 justices  
September 1, 1979 to August 31, 1980

	Beginning pending <sup>j</sup>	Filed	Disposed	End pending <sup>j</sup>
<b>Cases:</b>				
<b>Appeals:</b>				
Full court appeals .....	134	357	300 <sup>h</sup>	1259
Single justice appeals <sup>i</sup> .....	N/A	N/A	28	N/A
Total appeals .....	134 <sup>i</sup>	357 <sup>i</sup>	328	1259 <sup>i</sup>
<b>Other cases:</b>				
Original proceedings .....				
Requests to appeal .....				
Total other cases .....				
<b>Total cases .....</b>	<b>134<sup>i</sup></b>	<b>357<sup>i</sup></b>	<b>328</b>	<b>1259<sup>i</sup></b>

<u>Manner of disposition</u>		<u>Disposition of full court appeals</u>	
<b>Full court appeals:</b>		<b>Without opinion:</b>	
Written opinions .....	205	Dismissed .....	14
Rescript opinions .....	19	Summary disposed .....	56
Total .....	224	Transferred to Appeals Court ....	6

Boldface headings indicate the classifications used by the CSIM project.  
Blank space = Not enough information is known. The case category may or may not be handled by the court.  
N/A = This case type is handled by the court, but the data are unavailable.

<sup>g</sup>Change in pending does not equal the difference between filings and dispositions:  
Figures are as given in or as calculated from the unpublished data.

<sup>h</sup>Figure was computed:

The number of full court appeals disposed was calculated by adding the number of opinions to the number of cases dismissed and the number summary disposed.

<sup>i</sup>Data not complete:

Massachusetts Supreme Judicial Court justices also sit (on a rotational basis) in "single justice sessions." No filing or pending data were available on the number of cases handled in these single justice sessions.

<sup>j</sup>Explanation of data included in the category:

Pending case figures do not include cases on which argument had been heard but no opinion had been released.

Source: Unpublished data supplied by the Supreme Judicial Court.

MASSACHUSETTS APPEALS COURT  
Intermediate appellate court  
6 judges  
September 1, 1979 to August 31, 1980

	Beginning pending <sup>j</sup>	Filed	Disposed	End Pending <sup>j</sup>
<b>Cases:</b>				
<b>Appeals:</b>				
Total appeals .....	677	1,210	1,041 <sup>h</sup>	728
<b>Other cases:</b>				
Requests to appeal .....				
Total other cases .....				
<b>Total cases .....</b>	<b>677</b>	<b>1,210</b>	<b>1,041</b>	<b>7289</b>

<u>Manner of disposition</u>		<u>Disposition of appeals</u>	
Full opinions .....	237	Without opinion:	
Rescript opinions .....	243	Summarily disposed without hearing .....	123
Total .....	480	Dismissals/appeals withdrawn/remands .....	245
		Transferred to the Supreme Judicial Court .....	193

Boldface headings indicate the classifications used by the CSIM project.  
Blank space = Not enough information is known. The case category may or may not be handled by the court.

<sup>g</sup>Change in pending does not equal the difference between filings and dispositions:  
Figures are as given in or as calculated from the unpublished data.

<sup>h</sup>Figure was computed:

The number of appeals disposed was calculated by adding the number of opinions to the number of cases disposed without opinion.

<sup>j</sup>Explanation of data included in the category:

Pending case figures do not include cases on which argument had been heard but no opinion had been released.

Source: Unpublished data supplied by the Supreme Judicial Court.

MASSACHUSETTS SUPERIOR COURT DEPARTMENT  
 Court of general jurisdiction  
 14 courts, 56 judges  
 July 1, 1979 to June 30, 1980

	Beginning pending	Filed	Disposed	End pending
<b>Civil<sup>d</sup>:</b>				
<b>Other civil:</b>				
Jury cases .....	X	X	X	X
Non-jury cases .....	X	X	X	X
Total .....	80,854 <sup>l</sup>	31,786 <sup>l</sup>	30,412 <sup>l</sup>	82,228 <sup>l</sup>
Total civil .....	80,854 <sup>l</sup>	31,786 <sup>l</sup>	30,412 <sup>l</sup>	82,228 <sup>l</sup>
<b>Criminal<sup>d</sup>:</b>				
Appeals .....	959	711	1,044	626
Other criminal .....	23,729 <sup>fk</sup>	22,781	30,203	16,307
Total criminal .....	24,688 <sup>f</sup>	23,492	31,247	16,933
Grand total .....	105,542 <sup>f</sup>	55,278	61,659	99,161

Disposition of appeals

Withdrawn .....	303
Dismissed .....	703
Sentences reduced .....	38
Sentences increased .....	0
Total .....	1,044

Boldface headings indicate the classifications used by the CSIM project.  
 N/A = This case type is handled by the court but the data are unavailable.

<sup>d</sup>Case definition or unit of count:

A civil case is counted with the filing of a petition or complaint.  
 The criminal case unit of count is the number of informations or indictments.  
 A jury trial is counted when the jury is sworn.

A non-jury trial is counted at the point when an opening statement or the introduction of any evidence occurs.

<sup>f</sup>Beginning pending figure for the 1980 court year does not equal the end pending figure for the 1979 court year:  
 Figures are given in the 1982 Massachusetts Annual Report.

<sup>k</sup>Additional information:

The 23,729 criminal cases pending on July 1, 1979 involved 11,300 defendants.

<sup>l</sup>Special source or revision in the data:

The figures for civil cases were corrected by the Office of the Chief Administrative Justice during data verification.

Changes were the result of a physical inventory and recalculation of caseloads for the time periods. Figures are correctly given in the 1982 Massachusetts Annual Report.

Source: Chief Administrative Justice, Annual Report of the Massachusetts Trial Court, 1980 and 1982 (Boston, Massachusetts: 1981). Statistics are from the annual report except that totals have been computed where necessary, and corrections were supplied by the Office of the Chief Administrative Justice during data verification.

MASSACHUSETTS DISTRICT COURT DEPARTMENT  
 Court of general jurisdiction  
 69 divisions, 153 justices  
 July 1, 1979 to June 30, 1980

	Beginning pending	Filed	Disposed	End pending
<b>Civil<sup>d</sup>:</b>				
<b>Law:</b>				
Civil .....	N/A	76,661	45,985	N/A
Supplementary process .....	N/A	65,802 <sup>j</sup>	29,191 <sup>j</sup>	N/A
Transfers .....	N/A	3,001	2,500	N/A
Total .....	N/A	145,464	77,676	N/A
Real property rights:				
Summary process .....	N/A	24,378	18,527	N/A
Small claims:				
Small claims .....	N/A	117,801	81,204	N/A
Supplementary process .....	N/A	(j)	(j)	N/A
Total .....	N/A	117,801 <sup>i</sup>	81,204 <sup>i</sup>	N/A
Domestic relations:				
URESAs .....	N/A	4,457	2,302	N/A
Mental health:				
Mental commitments .....	N/A	2,514	2,300	N/A
Appeal:				
Appeal of trial court case:				
Appellate Division .....	N/A	69	54	N/A
Total civil .....	N/A	294,683	182,063	N/A

<b>Criminal<sup>d</sup>:</b>				
<b>Misdemeanor:</b>				
Criminal complaints <sup>j</sup> .....	N/A	208,026 <sup>j</sup>	X	N/A
<b>Other criminal:</b>				
Appeals to Jury Sessions .....	<u>N/A</u>	<u>20,718</u>	<u>N/A</u>	<u>N/A</u>
Total criminal .....	N/A	228,744 <sup>j</sup>	X <sup>i</sup>	N/A
<b>Traffic<sup>i</sup>:</b>				
DWI/DUI <sup>j</sup> .....	N/A	(j)	X	N/A
Parking .....	N/A	2,611,542	1,475,244	N/A
<b>Other traffic violation:</b>				
Motor vehicle complaints <sup>i</sup> .....	N/A	420,554	X	N/A
Juvenile motor vehicle complaints .....	N/A	9,792	X	N/A
Total .....	<u>N/A</u>	<u>430,346</u>	<u>X</u>	<u>N/A</u>
Total traffic .....	N/A	3,041,888 <sup>i</sup>	1,475,244 <sup>i</sup>	N/A
<b>Juvenile:</b>				
<b>Criminal-type offense:</b>				
Other complaints .....	N/A	25,545	X	N/A
<b>Status offense:</b>				
Children in need of services .....	N/A	3,218	1,839	N/A
<b>Non-offense:</b>				
Care and protection .....	<u>N/A</u>	<u>1,237</u>	<u>671</u>	<u>N/A</u>
Total juvenile .....	N/A	30,000	2,510 <sup>i</sup>	N/A
Grand total .....	N/A	3,595,315	2,166,875 <sup>i</sup>	N/A

Traffic dispositions

**Parking:**

Tickets .....1,040,921  
 Complaints disposed of .. 434,323

Boldface headings indicate the classifications used by the CSIM project.

N/A = This case type is handled by the court, but the data are unavailable, or not in a useable form.

X = The data for this case type are known to be included in the total but were not available by category.

<sup>d</sup>Case definition or unit of count:

A civil case is counted with the filing of a petition or complaint.

The criminal case unit of count is the number of complaints.

<sup>i</sup>Data are not complete:

Total criminal disposed and grand total disposed figures do not include other criminal cases.

Motor vehicle complaints were somewhat under-reported in FY1980 due to the passage of decriminalized motor vehicle legislation

Decriminalization took effect January 1, 1979. Some local courts included the decriminalized case figures with the motor

vehicle complaint figures when reporting 1980 data; others did not. The data reported here is not strictly comparable to

similar data reported for previous years.

Total traffic filed and grand total filed figure does not include DWI/DUI, parking, or operating so as to endanger.

Total traffic disposed figure does not include DWI/DUI or juvenile motor vehicle complaint cases. Grand total disposed

figure does not include criminal appeals cases, or juvenile appeal cases.

<sup>j</sup>Explanation of data included in the category:

Small claims supplementary process data is included in the law civil supplementary process data.

Criminal complaints include some felony cases. A maximum 5-year sentence may be given in these felony cases.

Total misdemeanor and criminal filed cases include DWI/DUI and operating so as to endanger cases.

Source: Chief Administrative Justice, Annual Report of the Massachusetts Trial Court, 1980 (Boston, Massachusetts: 1981).

Statistics are from the annual report except that totals have been computed where necessary.

**BOSTON MUNICIPAL COURT DEPARTMENT, MASSACHUSETTS**  
**Court of general jurisdiction**  
**1 court, 9 judges**  
**July 1, 1979 to June 30, 1980**

	Beginning pending	Filed	Disposed	End pending
<b>Civil<sup>d</sup>:</b>				
<b>Law:</b>				
Civil .....	N/A	27,585	15,076	N/A
Supplementary process .....	N/A	1,247	393	N/A
Transfer from Superior Court .....	N/A	368	610	N/A
Total .....	N/A	29,200	16,079	N/A
<b>Real property rights:</b>				
Summary process .....	N/A	691	362	N/A
<b>Small claims:</b>				
Small claims .....	N/A	2,481	1,529	N/A
Supplementary process small claims .....	N/A	502	395	N/A
Total .....	N/A	2,983	1,924	N/A
<b>Domestic relations:</b>				
URESAs .....	N/A	225	225	N/A
<b>Mental health:</b>				
Mental commitments .....	N/A	23	23	N/A
<b>Appeal:</b>				
Appeals of trial court cases .....	N/A	25	10	N/A
Total civil .....	N/A	33,150	18,623	N/A
<b>Criminal<sup>d</sup>:</b>				
<b>Other criminal:</b>				
Jury-of-six request cases .....	N/A	3,339 <sup>k</sup>	2,861	N/A
Domestic relations <sup>j</sup> .....	N/A	57	X	N/A
Other criminal complaints .....	N/A	11,594	X	N/A
Total .....	N/A	14,990	X	N/A
Total criminal .....	N/A	14,990	X	N/A
<b>Traffic:</b>				
<b>Other traffic violation:</b>				
Criminal complaints .....	N/A	6,097	X	N/A
Decriminalized complaints .....	N/A	9,405	N/A	N/A
Total .....	N/A	15,502	X	N/A
Total traffic .....	N/A	15,502	X	N/A
Grand total .....	N/A	63,642	31,715 <sup>i</sup>	N/A

Trial <sup>d</sup>	Age of pending caseload (days)			Criminal and traffic <sup>j</sup> dispositions		
	Jury	Non-jury	Total	Criminal jury of six:		Complaints <sup>j</sup> of six
Civil (law) .....	X	X	2,529	Under 30 days .....	Guilty plea .....	1,355
Criminal and traffic <sup>j</sup> :				31 to 60 days .....	Acquitted .....	968
Jury of six .....	158	791	949	61 to 90 days .....	Bound over to grand jury .....	695
Complaints <sup>j</sup> .....	X	X	8,876	91 to 120 days .....	Placed on file, dismissed, etc.	4,158
Total .....	158 <sup>i</sup>	791 <sup>i</sup>	9,825	Over 120 days .....	Primary court sentence imposed	--
Grand total .....	158 <sup>i</sup>	791 <sup>i</sup>	12,354		Remanded .....	7
					Default .....	309
					Appeal withdrawn .....	437

Time interval (criminal appeals) (days)

Age of disposition:	Civil (law) dispositions
Under 30 days .....	Removed to Superior Court ..
31 to 60 days .....	Defaulted .....
61 to 90 days .....	
91 to 120 days .....	
Over 120 days .....	

<sup>d</sup>Case definition or unit of count:  
 A civil case is counted at the filing of a petition or complaint.  
 The criminal case unit of count is the number of complaints.  
 A trial is counted when the jury is sworn or when an opening statement or the introduction of any evidence occurs.  
<sup>i</sup>Data are not complete:  
 Figures given for the total number of criminal and traffic jury and non-jury trials do not include the number of trials held for criminal complaint or criminal domestic relations cases. Neither are there cases included in the grand total count of the number of jury or non-jury trials held. Civil trial figures are not included in the total number of jury and non-jury trials held, either.  
 Total cases disposed do not include traffic decriminalized complaints.  
<sup>j</sup>Explanation of data included in the category:  
 Criminal domestic relations cases are incidents of domestic violence.  
 Trial and disposition data given for criminal and traffic complaint cases include criminal domestic relations, traffic criminal complaints, and other criminal complaints. No disposition data are given for traffic decriminalized complaints.

**kAdditional information:**

The 3,339 jury-of-six complaints involved 1,807 defendants. There were 807 requests in the first instance and 2,532 de novo appeals.

Source: Chief Administrative Justice, Annual Report of the Massachusetts Trial Court, 1981 (Boston, Massachusetts: 1981). Statistics are from the annual report except that totals have been computed where necessary.

**MASSACHUSETTS LAND COURT DEPARTMENT**  
**Court of general jurisdiction**  
**1 court, 3 justices**  
**July 1, 1979 to June 30, 1980**

	Beginning pending	Filed	Disposed	End pending
<b>Civil<sup>d</sup>:</b>				
<b>Real property rights:</b>				
Land registration and land confirmation .....	1,530	301	541	1,290
Subsequent petitions of land registration .....	37	1,810	1,785	62
Tax liens .....	4,785	2,630	1,789	5,626
Equity and miscellaneous .....	8,181	4,116	3,119	9,178
<b>Total</b> .....	<b>14,533</b>	<b>8,857</b>	<b>7,234</b>	<b>16,156</b>
<b>Total civil</b> .....	<b>14,533</b>	<b>8,857</b>	<b>7,234</b>	<b>16,156</b>
<b>Grand total</b> .....	<b>14,533</b>	<b>8,857</b>	<b>7,234</b>	<b>16,156</b>

Boldface headings indicate the classifications used by the CSIM project.

<sup>d</sup>Case definition or unit of count:

A civil case is counted with the filing of a petition or complaint.

**kAdditional information:**

During the court year, 286 decree plans were made and 587 subdivisions were handled by the court in addition to the data reported on this profile.

Source: Chief Administrative Justice, Annual Report of the Massachusetts Trial Court, 1980 (Boston, Massachusetts: 1981). Statistics are from the annual report except that totals have been computed where necessary.

**MASSACHUSETTS JUVENILE COURT DEPARTMENT**  
**Court of general jurisdiction**  
**4 courts<sup>b</sup>, 7 justices**  
**July 1, 1979 to June 30, 1980**

	Beginning pending	Filed	Disposed	End pending
<b>Criminal<sup>d</sup>:</b>				
<b>Misdemeanor:</b>				
Adult .....	N/A	29	N/A	N/A
<b>Total criminal</b> .....	<b>N/A</b>	<b>29</b>	<b>N/A</b>	<b>N/A</b>
<b>Juvenile<sup>d</sup>:</b>				
<b>Criminal-type offense:</b>				
Juvenile criminal .....	N/A	37	N/A	N/A
Delinquent .....	N/A	9,955	N/A	N/A
Appellate--delinquency .....	N/A	332	N/A	N/A
<b>Total</b> .....	<b>N/A</b>	<b>10,324</b>	<b>N/A</b>	<b>N/A</b>
<b>Status offenses:</b>				
Child in need of services .....	N/A	1,869	N/A	N/A
Appellate--child in need of services .....	N/A	1	N/A	N/A
<b>Total</b> .....	<b>N/A</b>	<b>1,870</b>	<b>N/A</b>	<b>N/A</b>
<b>Non-offense:</b>				
Children in need of care and protection .....	N/A	592 <sup>k</sup>	N/A	N/A
Appellate--care and protection .....	N/A	104	N/A	N/A
<b>Total</b> .....	<b>N/A</b>	<b>696</b>	<b>N/A</b>	<b>N/A</b>
<b>Total juvenile</b> .....	<b>N/A</b>	<b>12,890</b>	<b>N/A</b>	<b>N/A</b>
<b>Grand total</b> .....	<b>N/A</b>	<b>12,919<sup>k</sup></b>	<b>N/A</b>	<b>N/A</b>

Boldface headings indicate the classifications used by the CSIM project.

N/A = This case type is handled by the court, but the data are unavailable.

<sup>b</sup>Particular court or reporting system information:

The four courts are located in Boston, Bristol, Springfield, and Worcester. The appellate division is located in Boston.

<sup>d</sup>Case definition or unit of count:

The criminal and juvenile case unit of count is the number of complaints.

**kAdditional information:**

In the course of conducting the business of the court, 74,523 judicial determinations were made.

The 592 complaints for children in need of care and protection represent 1,305 children.

Source: Chief Administrative Justice, Annual Report of the Massachusetts Trial Court, 1980 (Boston, Massachusetts: 1981). Statistics are from the annual report except that totals have been computed where necessary.

MASSACHUSETTS PROBATE AND FAMILY COURT DEPARTMENT  
 Court of general jurisdiction  
 14 courts, 27 justices  
 July 1, 1979 to June 30, 1980

	Beginning pending	Filed	Disposed	End pending
<b>Civil<sup>d</sup>:</b>				
<b>Domestic relations:</b>				
<b>Marriage dissolution:</b>				
Divorce .....	N/A	25,601	20,323 <sup>1</sup>	N/A
Desertions and living apart .....	N/A	82	X	N/A
Total .....	N/A	25,683	X	N/A
<b>Support/custody:</b>				
Separate support and maintenance .....	N/A	2,997	2,142 <sup>1</sup>	N/A
Custody of minors .....	N/A	323	X	N/A
Total .....	N/A	3,320	X	N/A
Adoption .....	N/A	2,774	2,519 <sup>1</sup>	N/A
<b>Other domestic relations:</b>				
Abuse prevent petitions .....	N/A	1,608	X	N/A
Total .....	N/A	33,385	X	N/A
<b>Estate:</b>				
<b>Probate/wills/intestate:</b>				
Wills .....	N/A	13,119	X	N/A
Administrations .....	N/A	10,309	X	N/A
Total .....	N/A	23,428	X	N/A
<b>Guardianship/conservatorship/trusteeship:</b>				
Guardianships (minor and mentally ill) .....	N/A	2,892	X	N/A
Trusteeships .....	N/A	916	X	N/A
Accounts and distributions .....	N/A	25,751	X	N/A
Total .....	N/A	29,559	X	N/A
<b>Other estate:</b>				
Partitions .....	N/A	226	X	N/A
Real estate sales .....	N/A	3,313	X	N/A
Equitable relief .....	N/A	1,207	856 <sup>1</sup>	N/A
Total .....	N/A	4,746	X	N/A
Total .....	N/A	57,733	X	N/A
Other civil .....	N/A	24,909	X	N/A
Total civil .....	N/A	116,027	153,080	N/A
Grand total .....	N/A	116,027	153,080	N/A

Boldface headings indicate the classifications used by the CSIM project.

N/A = This case type is handled by the court, but the data are unavailable.

X = The data for this case type are known to be included in the total but were not available by category.

<sup>d</sup>Case definition or unit of count:

A civil case is counted with the filing of a petition or complaint.

<sup>1</sup>Special source or revision in the data:

Disposition figures for some types of cases were provided by the Office of the Chief Administrative Justice during data verification.

Source: Chief Administrative Justice, Annual Report of the Massachusetts Trial Court (Boston, Massachusetts: 1981). Statistics are from the annual report except that totals have been computed where appropriate, and additional information was supplied by the Office of the Chief Administrative Justice during data verification.



MASSACHUSETTS HOUSING COURT DEPARTMENT  
 Court of general jurisdiction  
 2 courts<sup>b</sup>, 3 justices  
 July 1, 1979 to June 30, 1980

	Beginning pending	Filed	Disposed	End pending
<b>Civil<sup>d</sup>:</b>				
<b>Small claims</b> .....	N/A	1,979	N/A	N/A
<b>Real property rights:</b>				
Civil .....	N/A	2,051	N/A	N/A
Summary process .....	N/A	5,629	N/A	N/A
<b>Total</b> .....	<u>N/A</u>	<u>7,680</u>	<u>N/A</u>	<u>N/A</u>
<b>Total civil</b> .....	N/A	9,659	N/A	N/A
<b>Criminal<sup>d</sup>:</b>				
<b>Misdemeanor:</b>				
Criminal .....	<u>N/A</u>	<u>5,258</u>	<u>N/A</u>	<u>N/A</u>
<b>Total criminal</b> .....	N/A	5,258	N/A	N/A
<b>Grand total</b> .....	N/A	14,917	N/A	N/A

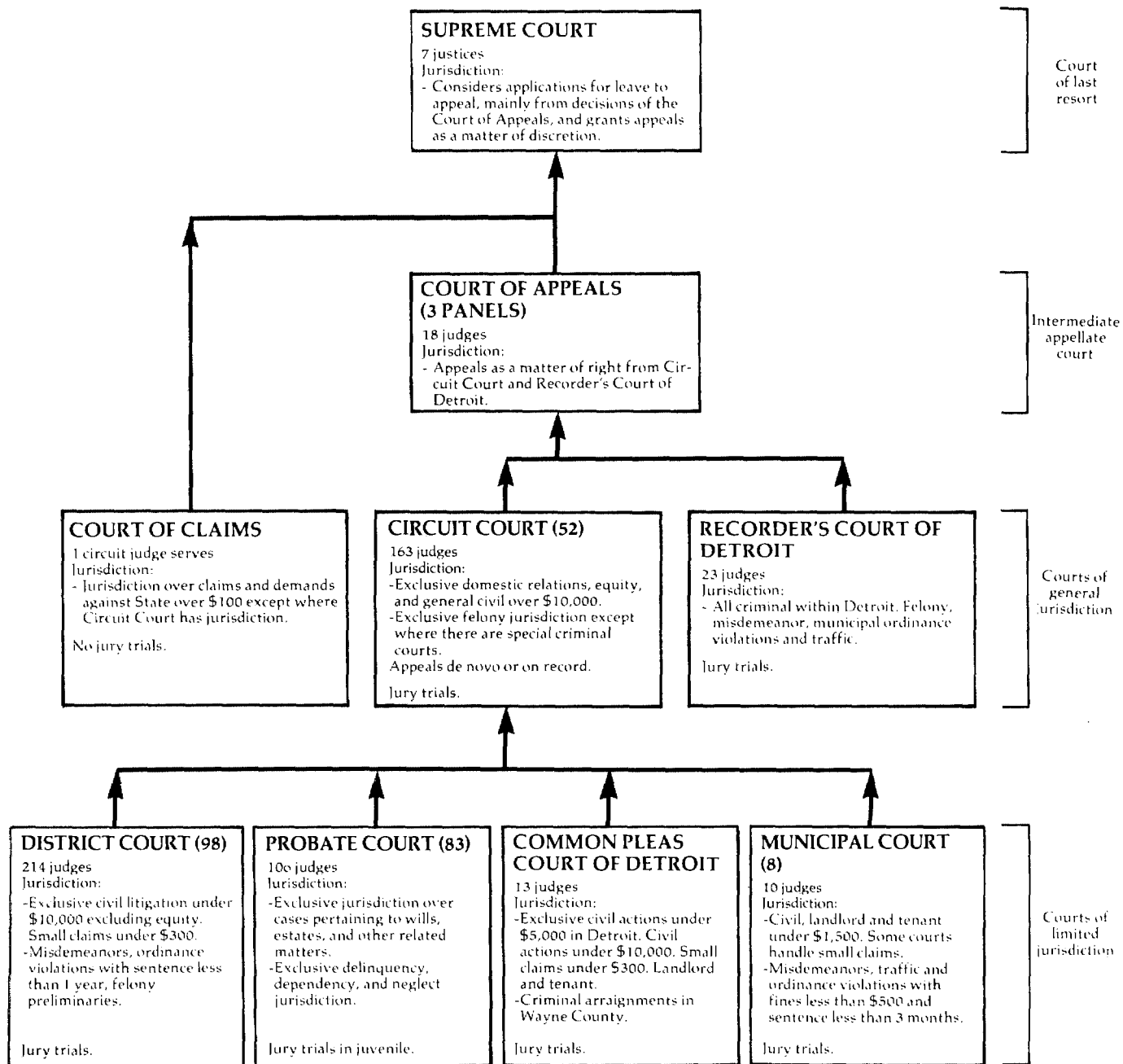
Boldface headings indicate the classifications used by the CSIM project.  
 N/A = This case type is handled by the court, but the data are unavailable.

<sup>b</sup>Particular court or reporting system information:  
 The two courts are located in Boston and Hampden County.

<sup>d</sup>Case definition or unit of count:  
 A civil case is counted with the filing of a petition or complaint.  
 The criminal case unit of count is the number of complaints.

Source: Chief Administrative Justice, Annual Report--The Office of the Chief Administrative Justice of the Trial Court, 1980 (Boston, Massachusetts: 1980). Statistics are from the annual report except that totals have been computed where appropriate.

# MICHIGAN COURT SYSTEM, 1980



↑ Indicates route of appeal.

MICHIGAN SUPREME COURT  
Court of last resort  
7 Justices  
July 1, 1979 to June 30, 1980

	Beginning pending	Filed	Disposed	End pending
<b>Cases:</b>				
Appeals .....	X	(84) <sup>e</sup>	X	X
Total appeals .....	X	(84) <sup>e</sup>	X	X
<b>Other cases:</b>				
<b>Original proceedings:</b>				
<b>Disciplinary:</b>				
State Bar Grievance Board .....	X	2	X	X
Superintending control of Grievance Board or Board of Law Examiners .....	X	38	X	X
Judicial Tenure Commission .....	X	2	X	X
Total .....	X	45	X	X
<b>Advisory opinion:</b>				
Request for advisory opinion from Governor or Legislature ..	X	2	X	X
Total .....	X	47	X	X
<b>Requests to appeal:</b>				
Applications from decision of Court of Appeals .....	X	1,770	X ( X) <sup>e</sup>	X
Applications prior to decision of Court of Appeals .....	X	33	X ( X) <sup>e</sup>	X
Total .....	X	1,803	1,179 (84) <sup>e</sup>	X
Total other cases .....	X	1,850	X (84) <sup>e</sup>	X
<b>Total cases</b> .....	809 <sup>f</sup>	1,850 (84) <sup>e</sup>	1,517 (84) <sup>ek</sup>	1,142

Manner of disposition

Written opinion ..... 114  
Order without opinion ..... 205

Disposition of cases

Dismissed or withdrawn ..... 19  
Cases granted ..... 84  
Denial of leave to appeal ..... 1,179

Boldface headings indicate the classifications used by the CSIM project.

X = The data for this case type are known to be included in the total but were not available by category.

<sup>e</sup>Cases not included in the total to avoid double counting:

Requests to appeal granted are not counted as disposed until the appeal is disposed; a filing is not counted for the appeal.

These granted requests to appeal are the numbers appearing in parentheses.

<sup>f</sup>Beginning pending figure for the 1980 court year does not equal the end pending figure for the 1979 court year:

Figure is as given in the annual report.

<sup>k</sup>Additional information:

The court also issues approximately 1,000 orders or motions each year. These orders do not dispose of cases but are necessary to the cases processing.

Source: State Court Administrator, Annual Report 1979-80 (Lansing, Michigan: 1980). Statistics are from the annual report except that totals have been computed where necessary.

MICHIGAN COURT OF APPEALS  
Intermediate appellate court  
3 panels, 18 judges  
January 1, 1980 to December 31, 1980

	Beginning pending	Filed	Disposed	End pending
<b>Cases:</b>				
<b>Appeals:</b>				
Claim of appeal .....	N/A	4,203	X	N/A
Total appeals .....	N/A	4,203	X	N/A
<b>Other cases:</b>				
<b>Original proceedings:</b> .....	N/A	X	X	N/A
<b>Requests to appeal:</b> .....	N/A	X	X	N/A
Total other cases .....	N/A	1,777	X	N/A
<b>Total cases</b> .....	N/A	5,980	5,193	N/A

Manner of disposition

Written opinion ..... 2,657<sup>m</sup>  
Order ..... 2,536

Boldface headings indicate the classifications used by the CSIM project.

N/A = This case type is handled by the court but the data are unavailable.

X = The data for this case type are known to be included in the total, but were not available by category.

<sup>m</sup>Information on disposition type or trial data:

The number of written opinions includes per curiam and memorandum opinions.

Source: State Court Administrator, Annual Report 1980-81 (Lansing, Michigan: 1981). Statistics are from the annual report except that totals have been computed where necessary.

**MICHIGAN CIRCUIT COURT**  
**Court of general jurisdiction**  
**52 circuits, 163 judges**  
**July 1, 1979 to June 30, 1980**

	Beginning pending	Filed	Disposed	End pending
<b>Civil<sup>d</sup>:</b>				
<b>Tort:</b>				
<b>Auto tort:</b>				
Auto negligence .....	19,554 <sup>f</sup>	12,379	13,128	18,805
Product liability tort .....	518 <sup>j</sup>	481 <sup>j</sup>	517 <sup>j</sup>	482 <sup>j</sup>
Other tort .....	2,988 <sup>j</sup>	5,623 <sup>j</sup>	3,956 <sup>j</sup>	4,655 <sup>j</sup>
Total .....	23,060 <sup>fj</sup>	18,483 <sup>j</sup>	17,601 <sup>j</sup>	23,942 <sup>j</sup>
<b>Domestic relations:</b>				
<b>Marriage dissolution:</b>				
Divorce .....	31,947 <sup>fi</sup>	79,699 <sup>i</sup>	78,261 <sup>i</sup>	33,385 <sup>i</sup>
<b>Support/custody:</b>				
URESAsupport .....	3,372 <sup>fi</sup>	25,033 <sup>i</sup>	24,104 <sup>i</sup>	4,301 <sup>i</sup>
<b>Other domestic relations:</b>				
Paternity .....	3,198 <sup>fi</sup>	9,699 <sup>i</sup>	9,283 <sup>i</sup>	3,614 <sup>i</sup>
Total .....	52,165 <sup>f</sup>	129,598	123,682	58,081
<b>Appeal:</b>				
<b>Appeal of administrative agency case:</b>				
Labor relations .....	118 <sup>f</sup>	197	183	132
<b>Appeal of trial court case:</b>				
Appeal from District court .....	849 <sup>f</sup>	1,170	969	1,050
Total .....	967 <sup>f</sup>	1,367	1,152	1,182
<b>Other civil:</b>				
Other general civil .....	38,372 <sup>fj</sup>	54,052 <sup>j</sup>	47,378 <sup>j</sup>	45,046 <sup>j</sup>
<b>Total civil .....</b>	<b>114,564<sup>f</sup></b>	<b>203,500</b>	<b>189,813</b>	<b>128,251</b>
<b>Criminal<sup>d</sup>:</b>				
<b>Felony:</b>				
Criminal <sup>j</sup> .....	8,616 <sup>f</sup>	30,613	28,881	10,348
<b>Appeal:</b>				
Appeal from District Court .....	565 <sup>f</sup>	651	593	623
<b>Total criminal .....</b>	<b>9,181<sup>f</sup></b>	<b>31,264</b>	<b>29,474</b>	<b>10,971</b>
<b>Grand total .....</b>	<b>123,745<sup>f</sup></b>	<b>234,764</b>	<b>219,287</b>	<b>139,222</b>

	Trial <sup>dj</sup>			Criminal dispositions <sup>i</sup>		
	Jury	Non-jury	Total	Felony	Appeal	Total
<b>Civil:</b>				Guilty pleas .....	2	12,595
<b>Tort .....</b>	587 <sup>j</sup>	134 <sup>j</sup>	721 <sup>j</sup>	Dismissals .....	144	4,127
<b>Domestic relations ...</b>	97	2,487	2,584	Remands to lower court .....	135	1,469
<b>Appeal .....</b>	1	25	76	No progress .....	10	10
<b>Other civil .....</b>	467 <sup>j</sup>	1,497 <sup>j</sup>	1,964 <sup>j</sup>	Bench warrant .....	0	1,095
<b>Total .....</b>	1,152	4,143	5,295	Other judicial dispositions ....	188	4,733
<b>Criminal:</b>				Non-service .....	18	1,160
<b>Felony .....</b>	1,536	402	1,938			
<b>Appeal .....</b>	0	11	11			
<b>Total .....</b>	1,536	413	1,949			
<b>Grand total .....</b>	2,688	4,556	7,224			

Age of pending caseload (6/30/80)  
Cases pending more than two years:

<b>Civil:</b>	
Tort .....	6,002 <sup>j</sup>
Domestic relations .....	2,337
Appeal .....	57
Other civil .....	3,494 <sup>j</sup>
Total .....	18,963
<b>Criminal:</b>	
Felony .....	156
Appeal .....	41
Total .....	197
<b>Grand total .....</b>	<b>19,160</b>

	Civil dispositions <sup>i</sup>							Trial court appeal	Other civil	Total
	Auto tort	Product liability tort	Other tort	Marriage dissolution	Support/custody	Other domestic relations	Agency appeal			
Dismissals .....	3,188	199	1,567	7,358	4,174	1,581	78	330	7,664	26,139
Remands to lower court .....	522	23	266	9	2	9	3	96	641	1,571
No progress .....	138	8	133	3,377	592	171	15	35	1,127	5,596
Bench warrant .....	10	0	0	169	72	101	0	0	5	357
Other judicial dispositions .....	1,071	146	841	50,190	14,026	5,213	45	272	11,939	83,743
Non-service .....	2,009	110	958	15,023	5,175	1,977	40	25	6,805	32,122
Other .....	1	0	0	1	29	7	0	0	17	55

Boldface headings indicate the classifications used by the CSIM project.  
 -- = Not applicable.

<sup>d</sup>Case definition or unit of court:

A civil case is counted with the filing of a petition or complaint.  
 The criminal case unit of count is the number of defendants on the information, indictment, or complaint.  
 A jury-trial is counted when the jury is sworn.  
 A non-jury trial is counted when the first witness is sworn.

<sup>f</sup>Beginning pending figure for the 1980 court year does not equal the end pending figure for the 1979 court year:  
 Figures are as given in the annual report.

<sup>i</sup>Data are not complete:

Caseload data for divorce, URESA/support, and paternity cases heard in Wayne County were not available separately.  
 There were 13,648 of these cases combined pending at the beginning of the court year, 15,167 filed, 12,034 disposed, and 16,781 pending at the end. These combined figures are included the total **domestic relations** caseload figures.  
 Civil and criminal disposition data do not include dispositions of cases from Wayne County.

<sup>j</sup>Explanation of data included in the category:

Caseload, trial, and age of pending cases data for **product liability tort and other tort** cases heard in Wayne County are included in the **other civil** figures.

Source: State Court Administrator, Annual Report 1979-80 and Circuit Court Supplement (Lansing, Michigan: 1980). Statistics are from the annual report except that totals have been computed where necessary.

**MICHIGAN COURT OF CLAIMS<sup>a</sup>**  
**Court of general jurisdiction**  
**1 circuit judge serves**  
**July 1, 1979 to June 30, 1980**

	Beginning pending	Filed	Disposed	End pending
<b>Civil<sup>d</sup>:</b>				
<b>Appeal:</b>				
<b>Appeal of administrative agency case:</b>				
Cases .....	627	424 <sup>k</sup>	352	699
Appeals <sup>j</sup> .....	N/A	N/A	N/A	N/A
Total .....	<u>627<sup>i</sup></u>	<u>424<sup>i</sup></u>	<u>352<sup>i</sup></u>	<u>699<sup>i</sup></u>
Total civil .....	627 <sup>fi</sup>	424 <sup>i</sup>	352 <sup>i</sup>	699 <sup>i</sup>
Grand total .....	627 <sup>fi</sup>	424 <sup>i</sup>	352 <sup>i</sup>	699 <sup>i</sup>

Civil dispositions

Cases:

Settled .....	11
Consent judgment .....	87
Dismissed on motion .....	80
Dismissed on stipulation .....	67
Judgment for plaintiff .....	40
Judgment for defendant .....	19
Discontinued .....	20 <sup>k</sup>
Dismissed by court .....	27
Transferred to Circuit Court ....	1

Boldface headings indicate the classifications used by the CSIM project.  
 N/A = This case type is handled by the court, but the data is unavailable.

<sup>a</sup>Court jurisdiction:

Data for this court are included with the general jurisdiction courts since circuit judges serve. Effective January 1, 1979, the jurisdiction of the Court of Claims will be assigned to the 30th Judicial Circuit.

<sup>d</sup>Case definition or unit of court:

A civil case is counted with the filing of a petition or complaint.

<sup>f</sup>Beginning pending figure for the 1980 court year does not equal the end pending figure for the 1979 court year:  
 The difference is a result of there being no appeals data reported for 1980.

<sup>i</sup>Data are not complete:

No data were available for appeals cases under the Vietnam Bonus Section Act.

<sup>j</sup>Explanation of data included in the category:

Appeals are appeals under the Vietnam Era Bonus Section Act.

<sup>k</sup>Additional information:

Cases filed include 10 cases remanded from upper courts and one case re-instated. Cases discontinued include 17 discontinued by plaintiff and 3 on stipulation.

Source: State Court Administrator, Annual Report 1979-80 (Lansing, Michigan: 1980). Statistics are from the annual report except that totals have been computed where necessary.

RECORDER'S COURT OF DETROIT, MICHIGAN<sup>a</sup>  
 Court of general jurisdiction  
 1 court, 23 judges  
 January 1, 1980 to December 31, 1980

	Beginning pending	Filed	Disposed	End pending
<b>Criminal:</b> <sup>d</sup>				
<b>Felony:</b>				
Felony division .....	2,945	12,747	11,720	3,972
<b>Misdemeanor:</b>				
Misdemeanor division .....	N/A	6,389	5,997 <sup>k</sup>	N/A
<b>Ordinance violation:</b>				
City ordinance--non-traffic .....	149,526	38,805	28,215	160,116
<b>Total criminal</b> .....	152,471 <sup>i</sup>	57,941	45,932	164,088 <sup>i</sup>
<b>Traffic:</b>				
<b>Other traffic violation:</b>				
State offenses .....	22,854 <sup>f</sup>	11,575	8,142	26,287
City offenses .....	247,256	78,084	78,976	246,364
Infractions .....	0	215,888	205,688	10,200
<b>Total</b> .....	270,110	305,547	292,806	282,851
<b>Total traffic</b> .....	270,110	305,547	292,806	282,851
<b>Grand total</b> .....	422,581 <sup>fi</sup>	363,488	338,738 <sup>k</sup>	446,939 <sup>i</sup>

	<u>Trial</u> <sup>d</sup>			<u>Criminal dispositions</u>	
	Jury	Non-jury	Total	Felony	Misdemeanor
<b>Criminal:</b>					
<b>Felony</b> .....	594	688	1,282		
<b>Misdemeanor</b> .....	39	3,130	3,169		
Ordinance violation .....	N/A	N/A	N/A		
<b>Total</b> .....	633 <sup>l</sup>	3,818 <sup>i</sup>	4,451 <sup>i</sup>		
<b>Traffic</b> .....	N/A	N/A	N/A		
<b>Grand Total</b> .....	633 <sup>l</sup>	3,818 <sup>i</sup>	4,451 <sup>i</sup>		
				<b>After trial:</b>	
				Conviction .....	N/A 325 <sup>h</sup>
				Acquittal .....	N/A 140
				Dismissed .....	N/A 2,704
				<b>Before trial:</b>	
				Guilty plea .....	5,772 2,828
				Dismissed .....	2,947 0
				Bench warrants .....	914 0
				Other judicial disposition .....	805 0
				Non-service .....	0 0

Boldface headings indicated the classifications used by the CSIM project.  
 N/A = This case type is handled by the court but the data are unavailable.

<sup>a</sup>Court jurisdiction:

The court is divided into three divisions: the Felony Division, the Misdemeanor Division, and the Traffic and Ordinance Division.

The Traffic and Ordinance Division handles **criminal ordinance violations**, all traffic cases, and civil infractions.

<sup>d</sup>Case definition or unit of count:

The criminal case unit of count is the number of defendants on the warrant.

A jury trial is counted when the jury is sworn.

A nonjury trial is counted when the first witness is sworn.

<sup>f</sup>Beginning pending figure for the 1980 court year does not equal the end pending figure for the 1979 court year:

Figure is as given in the annual report.

<sup>h</sup>Figure was computed:

The number of **misdemeanor** defendants convicted at trial was calculated by subtracting the number not guilty and the number dismissed from the number of trials.

<sup>i</sup>Data are not complete:

Total criminal and grand total pending figures do not include **misdemeanor** cases.

Total criminal trial figures do not include trials conducted for **ordinance violation** cases.

Grand total trial figures do not include trials conducted for **civil, criminal ordinance violation, or traffic** cases.

<sup>k</sup>Additional information:

During the year the Misdemeanor Division also handled 1,001 writs and miscellaneous matters.

Source: State Court Administrator, Annual Report 1979-1980 (Lansing, Michigan: 1980). Statistics are from the annual report except that totals have been computed where necessary.

**MICHIGAN DISTRICT COURT**  
**Court of limited jurisdiction**  
**98 courts, 214 judges**  
**July 1, 1979 to June 30, 1980**

	Beginning pending <sup>1</sup>	Filed	Disposed	End pending
<b>Civil:</b>				
<b>Law:</b>				
Civil .....	36,017 <sup>f</sup>	177,692	168,596	45,113
<b>Small claims</b> .....	9,426 <sup>f</sup>	101,424	97,869	12,981
<b>Real property rights:</b>				
Summary proceedings .....	6,461 <sup>f</sup>	76,463	75,637	7,287
Total civil .....	51,904	355,579	342,102	65,381
<b>Criminal:</b>				
<b>Ordinance violation:</b>				
Ordinance--nontraffic .....	21,586 <sup>f</sup>	90,408	88,664	23,330
<b>Other criminal:</b>				
State offense--nontraffic .....	23,916 <sup>f</sup>	198,856	197,332	25,440
Total criminal .....	45,502 <sup>f</sup>	289,264	285,996	48,770
<b>Traffic:</b>				
<b>Other traffic violation:</b>				
State offense--traffic .....	71,789 <sup>f</sup>	292,879	322,483	42,185
Ordinance--traffic .....	98,172 <sup>f</sup>	239,213	291,741	45,644
Civil infractions .....	14	972,903	890,599	82,318
Total .....	169,975 <sup>f</sup>	1,504,995	1,504,823	170,147
Total traffic .....	169,975 <sup>f</sup>	1,504,995	1,504,823	170,147
Grand total .....	267,381 <sup>f</sup>	2,149,838	2,132,921	284,298

	<u>Trial<sup>d</sup></u>			<u>Civil dispositions</u>			
	Jury	Non-jury	Total	Law	Small claims	Real property rights	Total
<b>Civil:</b>							
Law .....	789	5,778	6,567	Dismissals .....	25,203	17,392	14,936
Small claims .....	45	12,297	12,342	Bench warrants .....	203	80	3
Real property rights .....	84	12,341	12,425	No progress .....	7,083	2,463	1,582
Total .....	918	30,416	31,334	Other judicial dispositions .....	66,553	32,143	27,926
<b>Criminal:</b>				Non-service .....	62,975	33,426	18,759
Ordinance violation .....	483	5,163	5,646	Other .....	12	23	6
Other criminal .....	1,151	4,236	5,387				
Total .....	1,634	9,399	11,033				
<b>Traffic:</b>							
Other traffic violation .....	1,543	18,037	19,580				
Grand Total .....	4,095	57,852	61,947				

<u>Traffic dispositions</u>			<u>Criminal dispositions</u>		
	Other traffic violation	Total	Ordinance violation	Other criminal	Total
Guilty pleas .....	181,985	80,736	30,486	50,250	80,736
Dismissals .....	85,575	40,264	15,904	24,360	40,264
Preliminary exam waived .....	344	44,504	6,286	38,218	44,504
Preliminary exam conducted .....	252	13,675	6,792	6,883	13,675
Bench warrants .....	20,065	10,599	4,844	5,755	10,599
Other judicial dispositions .....	105,870	11,738	0	11,738	11,738
Magistrate .....	340,627	11,287	0	11,287	11,287
Traffic Bureau .....	612,007	13,722	4,822	8,900	13,722
Non-service .....	121,549	48,438	13,884	34,554	48,438
No progress .....	104				
Informal civil hearings					
by judge .....	12,946				
Formal civil hearings					
by judge .....	3,979				

Age of pending caseload

Civil cases pending over one year:	
Law .....	3,448
Small claims .....	361
Real property rights .....	452
Other civil .....	85

Boldface headings indicate the classifications used by the CSIM project.  
 -- = Not applicable.

<sup>d</sup>Case definition or unit of count:

A civil case is counted with the filing of a petition or complaint.

The criminal case unit of count is the number of defendants on the information, indictment, or complaint.

A jury trial is counted when the jury is sworn.

A non-jury trial is counted when the first witness is sworn.

<sup>f</sup>Beginning pending figure for 1980 court year does not equal the end pending figure for the 1979 court year:

Figures are as given in the annual report.

Source: State Court Administrator, Annual Report 1979-80 (Lansing, Michigan: 1980). Statistics are from the annual report except that totals have been computed where necessary.

**MICHIGAN MUNICIPAL COURT**  
**Court of limited jurisdiction**  
**8 courts, 10 judges**  
**July 1, 1979 to June 30, 1980**

	Beginning pending	Filed	Disposed	End pending
<b>Civil<sup>d</sup>:</b>				
<b>Law:</b>				
Civil .....	524 <sup>f</sup>	1,210	1,104	630
Small claims .....	0 <sup>f</sup>	0	0	0
<b>Real property rights:</b>				
Summary proceedings .....	25 <sup>f</sup>	313	291	47
<b>Total civil .....</b>	<b>549<sup>f</sup></b>	<b>1,523</b>	<b>1,395</b>	<b>677</b>
<b>Criminal<sup>d</sup>:</b>				
<b>Ordinance violation:</b>				
Ordinance--Non-traffic .....	237 <sup>f</sup>	1,308	1,122	423
<b>Other Criminal:</b>				
State Offense--non-traffic .....	84 <sup>f</sup>	427	472	39
<b>Total criminal .....</b>	<b>321<sup>f</sup></b>	<b>1,735</b>	<b>1,594</b>	<b>462</b>
<b>Traffic:</b>				
<b>Other traffic violation:</b>				
State offense-traffic .....	30 <sup>f</sup>	152	165	17
Ordinance--traffic .....	1,346 <sup>f</sup>	2,815	3,293	868
Civil infractions .....	0	6,946	5,807	1,139
<b>Total .....</b>	<b>1,376<sup>f</sup></b>	<b>9,913</b>	<b>9,265</b>	<b>2,024</b>
<b>Total traffic .....</b>	<b>1,376<sup>f</sup></b>	<b>9,913</b>	<b>9,265</b>	<b>2,024</b>
<b>Grand total .....</b>	<b>2,246<sup>f</sup></b>	<b>13,171</b>	<b>12,254</b>	<b>3,163</b>

Trial<sup>d</sup>

Criminal dispositions

	<u>Trial<sup>d</sup></u>			<u>Criminal dispositions</u>		
	Jury	Non-jury	Total	Ordinance violation	Other criminal	Total
<b>Civil:</b>						
Law .....	0	58	58	Guilty pleas .....	702	98
Small claims .....	0	0	0	Dismissals .....	133	53
Real property rights .....	0	18	18	Bench warrants .....	51	26
Other civil .....	0	0	0	Preliminary exam waived .....	0	81
<b>Total .....</b>	<b>0</b>	<b>76</b>	<b>76</b>	Preliminary exam conducted ..	0	92
<b>Criminal:</b>				No progress .....	0	0
Ordinance violation .....	10	73	83	Other judicial dispositions .	40	10
Other criminal .....	1	7	8	Traffic bureau .....	1	1
<b>Total .....</b>	<b>11</b>	<b>80</b>	<b>91</b>	Magistrate .....	46	1
<b>Traffic:</b>				Non-service .....	66	102
Other traffic violation .....	17	203	220			
<b>Grand Total .....</b>	<b>28</b>	<b>359</b>	<b>387</b>			

Civil dispositions

Traffic dispositions

	<u>Real property rights</u>			<u>Total</u>
	<u>Law</u>	<u>Small claims</u>	<u>rights</u>	
Dismissals .....	186	0	81	267
Bench warrants .....	0	0	0	0
No progress .....	6	0	0	6
Other judicial dispositions .....	533	0	191	724
Non-service .....	321	0	1	322
Magistrates .....	0	0	0	0

	<u>Other traffic violation</u>
Guilty pleas .....	1,474
Dismissals .....	388
Preliminary exam waived .....	2
Preliminary exam conducted ..	2
Bench warrants .....	102
No progress .....	0
Other judicial dispositions .	92
Magistrate .....	829
Traffic bureau .....	5,557
Non-service .....	469
Informal civil hearings	
by judge .....	116
Formal civil hearings	
by judge .....	14

Age of pending caseload

<b>Civil cases pending over one year:</b>	
Law .....	2
Small claims .....	0
Real property rights .....	0
Other civil .....	0



Boldface headings indicate the classifications used by the CSIM project.

<sup>d</sup>Case definition or unit of count:

A civil case is counted with the filing of a petition or complaint.  
 The criminal case unit of count is the number of defendants on the information, indictment, or complaint.  
 A jury trial is counted when the jury is sworn.  
 A non-jury trial is counted when the first witness is sworn.

<sup>f</sup>Beginning pending figure for 1978 court year does not equal the end pending figure for the 1979 court year:  
 Figures are as given in the annual report.

Source: State Court Administrator, Annual Report 1979-80 (Lansing, Michigan: 1980). Statistics are from the annual report except that totals have been computed where necessary.

**COMMON PLEAS COURT OF DETROIT, MICHIGAN<sup>a</sup>**  
 Court of limited jurisdiction  
 1 court, 13 judges  
 January 1, 1979 to December 31, 1980

	Beginning pending	Filed	Disposed	End pending
<b>Civil<sup>d</sup>:</b>				
<b>Law:</b>				
Civil .....	N/A	N/A	X	X
Small claims .....	N/A	N/A	X	X
<b>Real property rights:</b>				
Summary proceedings--Landlord Tenant Division .....	N/A	N/A	36,935	X
				14,776
Total civil .....	N/A	N/A	92,924	
<b>Criminal<sup>d</sup>:</b>				
<b>Ordinance violation:</b>				
Non-traffic .....	N/A	N/A	N/A	N/A
Total criminal .....	N/A	N/A	N/A	N/A
Grand total .....	N/A	N/A	92,924 <sup>i</sup>	14,776 <sup>i</sup>

	Trial <sup>d</sup>		
	Jury	Non-jury	Total
<b>Civil:</b>			
Law and small claims .....	307	1,823	2,130
Real property rights .....	134	6,732	6,866
Total civil .....	441	8,555	8,996

Boldface headings indicate the classifications used by the CSIM project.

N/A = This case type is handled by the court but the data are not available.

X = The data for this case type are known to be included in the total but were not available by category.

<sup>a</sup>Court jurisdiction:

**Law and small claims** cases are handled by the Civil Division.  
      **Real property rights** cases are handled by the Landlord-tenant Division.

<sup>d</sup>Case definition or unit of count:

A civil case is counted with the filing of a petition or complaint.  
 A jury trial is counted when the jury is sworn.  
 A non-jury trial is counted when the first witness is sworn.

<sup>i</sup>Data are not complete:

No figures were available on the number of criminal cases handled by the court.

Source: State Court Administrator, Annual Report 1979-80 (Lansing, Michigan: 1980). Statistics are from the annual report except that totals have been computed where necessary.

MICHIGAN PROBATE COURT  
 Court of limited jurisdiction  
 83 courts, 106 judges  
 July 1, 1979 to June 30, 1980

	Beginning pending	Filed	Disposed	End pending
<b>Civil:</b>				
<b>Real property rights:</b>				
Condemnation .....	N/A	X	18 <sup>i</sup>	N/A
Adoption .....	N/A	X	3,420 <sup>i</sup>	N/A
<b>Other domestic relations:</b>				
Paternity .....	N/A	X	7,898 <sup>i</sup>	N/A
Marriage waiver .....	N/A	X	4,283 <sup>i</sup>	N/A
Total .....	N/A	X	12,181 <sup>i</sup>	N/A
Total .....	N/A	X	15,601 <sup>i</sup>	N/A
Estate .....	N/A	N/A	N/A	N/A
<b>Mental health:</b>				
Mental illness .....	N/A	X	10,875 <sup>hi</sup>	N/A
Mental handicapped/retarded .....	N/A	X	1,084 <sup>hi</sup>	N/A
Total .....	N/A	X	11,959 <sup>hi</sup>	N/A
<b>Other civil:</b>				
Name change .....	N/A	X	3,185 <sup>i</sup>	N/A
Miscellaneous .....	N/A	X	2,468 <sup>i</sup>	N/A
Total .....	N/A	X	5,653 <sup>i</sup>	N/A
Total civil .....	N/A	34,293 <sup>i</sup>	21,576 <sup>i</sup>	N/A
<b>Juvenile:</b>				
Criminal-type offense .....	N/A	19,482 <sup>i</sup>	N/A	N/A
Status offense .....	N/A	3,182 <sup>i</sup>	N/A	N/A
<b>Non-offense:</b>				
Abuse .....	N/A	951 <sup>i</sup>	N/A	N/A
Neglect .....	N/A	2,758 <sup>i</sup>	N/A	N/A
Total .....	N/A	3,709 <sup>i</sup>	N/A	N/A
Other juvenile .....	N/A	2,972 <sup>i</sup>	N/A	N/A
Total juvenile .....	N/A	29,345 <sup>i</sup>	N/A	N/A
Grand total .....	N/A	63,638 <sup>i</sup>	21,576 <sup>i</sup>	N/A

Boldface headings indicate the classifications used by the CSIM project.

N/A = This case type is handled by the court, but the data are unavailable.

X = The data for this case type are known to be included in the total but were not available by category.

<sup>d</sup>Case definition or unit of count:

A civil case is counted with the filing of a petition or complaint.

<sup>h</sup>Figure was computed:

Disposition data for mental health cases were computed from pending and filing data given in the annual report. Although the annual report says no mental health cases were completely disposed of, these computed figures may be interpreted as the number of cases which went from an active to an inactive status during the year.

<sup>i</sup>Data are not complete:

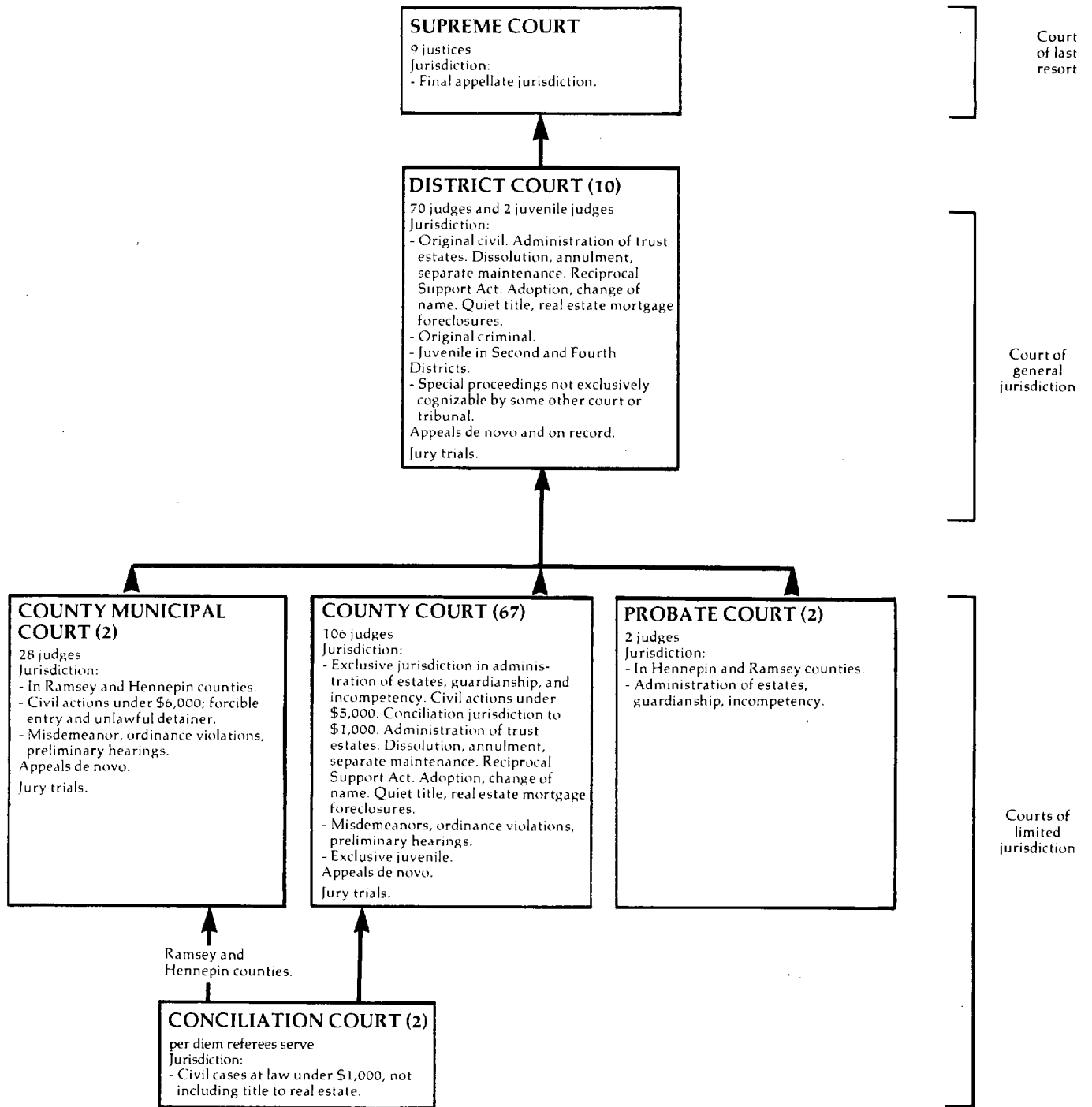
All case type figures reported on this profile were not available from one or more court locations. As a result, no comparisons should be made among these data or between these data and data from other courts.

Data reported do not include any estate cases.

Grand total disposed figures do not contain any estate or juvenile data.

Source: State Court Administrator, Annual Report 1979-80 (Lansing, Michigan: 1980). Statistics are from the annual report except that totals have been computed where necessary.

# MINNESOTA COURT SYSTEM, 1980



↑ Indicates route of appeal.

MINNESOTA SUPREME COURT  
 Court of last resort  
 9 justices  
 January 1, 1980 to December 31, 1980

There were no data available for cases handled in the Supreme Court in 1980.

MINNESOTA DISTRICT COURT  
 Court of general jurisdiction  
 10 districts, 70 judges and 2 juvenile judges  
 January 1, 1980 to December 31, 1980

	Beginning pending	Filed	Disposed	End pending
<b>Civil<sup>d</sup>:</b>				
<b>Law:</b>				
General civil .....	6,375	20,697	14,834	8,5579
<b>Estate:</b>				
Trust .....	<u>490</u>	<u>278</u>	<u>368</u>	<u>3959</u>
Total civil .....	6,865	20,975	15,202	8,9529
<b>Criminal<sup>d</sup>:</b>				
<b>Felony</b> .....	N/A	9,254 <sup>k</sup>	7,432 <sup>k</sup>	N/A
<b>Misdemeanor:</b>				
Gross misdemeanor .....	<u>N/A</u>	<u>1,942<sup>k</sup></u>	<u>1,690<sup>k</sup></u>	<u>N/A</u>
Total criminal .....	N/A	11,196 <sup>k</sup>	9,122 <sup>k</sup>	N/A
<b>Juvenile:</b>				
Total juvenile .....	N/A	N/A	N/A	N/A
<b>Grand total</b> .....	6,865 <sup>i</sup>	32,171 <sup>i</sup>	24,324 <sup>i</sup>	8,952 <sup>i</sup>

Boldface headings indicate the classifications used by the CSIM project.  
 N/A = This case type is handled by the court, but the data are unavailable.

<sup>d</sup>Case definition or unit of count:

A civil case is counted at the note of issue. If a jury demand is made after the filing on the court calendar, the case is counted as a disposition on the court calendar and a new filing is counted for jury cases.

The criminal case unit of count is not consistent statewide. The reporting instructions ask that the criminal unit of count be the number of defendants on the information, indictment, or complaint.

<sup>9</sup>Change in pending does not equal the difference between filings and dispositions:

Figures are as given in the unpublished data.

<sup>i</sup>Data are not complete:

Grand total pending figures do not include criminal or juvenile cases.

Grand total filed and disposed figures do not include juvenile cases.

<sup>k</sup>Additional information:

Criminal filing and disposition data were estimated by the staff of the Minnesota Office of the State Court Administrator, based on data from the last six months of the year.

Source: Unpublished data supplied by the Office of the State Court Administrator.

MINNESOTA COUNTY COURT  
 Court of limited jurisdiction  
 67 courts, 106 judges  
 January 1, 1980 to December 31, 1980

	Beginning pending	Filed	Disposed	End pending
<b>Civil:</b>				
<b>Law:</b>				
General civil .....	1,480	9,865	8,127	2,3499
<b>Small claims:</b>				
Conciliation Court .....	N/A	55,878 <sup>k</sup>	56,334 <sup>k</sup>	N/A
<b>Domestic relations:</b>				
Marriage dissolution .....	1,741	10,855	9,939	2,1489
<b>Support/custody:</b>				
Support .....	1,722	8,374	7,634	2,5389
<b>Other domestic relations:</b>				
Adoption/appeal/other family .....	1,180	4,128	4,238	1,9659
Termination of parental rights .....	N/A	566 <sup>k</sup>	512 <sup>k</sup>	N/A
Total .....	1,180 <sup>i</sup>	4,694	4,750	1,9659 <sup>i</sup>
<b>Total .....</b>	<b>4,643<sup>i</sup></b>	<b>23,923</b>	<b>22,323</b>	<b>6,6519<sup>i</sup></b>
<b>Estate:</b>				
<b>Probate/wills/intestate:</b>				
Decedent estate .....	13,173	8,762	9,277	12,6319
<b>Guardianship/conservatorship/trusteeship:</b>				
Guardianship/conservatorship .....	1,730	1,801	1,534	6779
Trust estate .....	125	109	56	549
Total .....	1,855	1,910	1,590	7319
<b>Total .....</b>	<b>15,028</b>	<b>10,672</b>	<b>10,867</b>	<b>13,3629</b>
<b>Mental health:</b>				
Commitments .....	245	1,551	1,187	2949
<b>Total civil .....</b>	<b>21,396<sup>i</sup></b>	<b>101,889</b>	<b>98,838</b>	<b>22,3869<sup>i</sup></b>

(continued on next page)

Minnesota County Court (continued)

<b>Criminal<sup>d</sup>:</b>				
<b>Misdemeanor:</b>				
Non-traffic criminal .....	N/A	56,268 <sup>k</sup>	50,798 <sup>k</sup>	N/A
Total criminal .....	N/A	56,268 <sup>k</sup>	50,798 <sup>k</sup>	N/A
<b>Traffic:</b>				
Parking .....	N/A	272,096 <sup>k</sup>	282,490 <sup>k</sup>	N/A
<b>Other traffic violation:</b>				
Other traffic violations .....	N/A	353,924 <sup>k</sup>	333,020 <sup>k</sup>	N/A
Juvenile traffic .....	N/A	17,730 <sup>k</sup>	18,334 <sup>k</sup>	N/A
Total .....	N/A	371,654	351,354	N/A
Total traffic .....	N/A	643,750	633,844	N/A
<b>Juvenile:</b>				
<b>Criminal-type defense:</b>				
Delinquency .....	N/A	16,862 <sup>k</sup>	15,538 <sup>k</sup>	N/A
<b>Non-offense:</b>				
Dependency and neglect .....	N/A	1,904 <sup>k</sup>	2,602 <sup>k</sup>	N/A
Total juvenile .....	N/A	18,766	18,140	N/A
Grand total .....	21,396 <sup>i</sup>	820,673	801,620	22,3869 <sup>i</sup>

Boldface headings indicate the classifications used by the CSIM project.  
N/A = This case type is handled by the court, but the data are unavailable.

<sup>d</sup>Case definition or unit of count:

A civil case is counted at the note of issue. If a jury demand is made after the filing on the court calendar, the case is counted as a disposition on the court calendar and a new filing is counted for jury cases.

The criminal case unit of count is not consistent statewide. The reporting instructions ask that the criminal unit of count be the number of defendants on the information, indictments, or complaint.

<sup>g</sup>Change in pending does not equal the difference between filings and dispositions:

Figures are as reported in the unpublished data.

<sup>i</sup>Data are not complete:

Total other domestic relations and total domestic relations pending data do not include termination of parental rights cases.

Total civil cases pending figures do not include small claims or termination of parental rights.

Grand total pending figures do not include civil small claims or termination of parental rights cases, criminal, traffic, or juvenile cases.

<sup>k</sup>Additional information:

Filed and disposed figures for civil termination of parental rights cases and all criminal, traffic, and juvenile cases were estimated by the Minnesota Office of the State Court Administrator, based on data from the last six months of the year.

Source: Unpublished data provided by the Office of the State Court Administrator.

MINNESOTA COUNTY MUNICIPAL COURT  
Court of limited jurisdiction  
2 courts, 28 judges  
January 1, 1980 to December 31, 1980

	Beginning pending	Filed	Disposed	End pending
<b>Civil<sup>d</sup>:</b>				
Total civil .....	1,364	18,020	16,939	1,924
<b>Criminal<sup>d</sup>:</b>				
<b>Other criminal:</b>				
Other violations <sup>j</sup> .....	N/A	44,120 <sup>k</sup>	41,330 <sup>k</sup>	N/A
Total criminal .....	N/A	44,120	41,330 <sup>k</sup>	N/A
<b>Traffic:</b>				
Parking .....	N/A	X	X	N/A
Other traffic violation .....	N/A	X	X	N/A
Total traffic .....	N/A	779,738 <sup>k</sup>	720,874 <sup>k</sup>	N/A
Grand total .....	1,364 <sup>i</sup>	841,878	779,143	1,924 <sup>i</sup>

Boldface headings indicate the classifications used by the CSIM project.

N/A = This case type is handled by the court, but the data are unavailable.

X = The data for this case type are known to be included in the total but were not available by category.

<sup>d</sup>Case definition or unit of count:

A civil case is counted at the note of issue. If a jury demand is made after the filing on the court calendar, the case is counted as a disposition on the court calendar and a new filing is counted for jury cases.

The criminal case unit of count is not consistent statewide. The reporting instructions ask that the criminal unit of count be the number of defendants on the information, indictment, or complaint.

<sup>i</sup>Data are not complete:

Grand total pending figures do not include **criminal or traffic** cases.

<sup>j</sup>Explanation of data included in the category:

"Other violations" include **misdemeanor**, ordinances, charter provisions, and rules and regulations of any subdivision of government, including the Metropolitan Airport Commission.

<sup>k</sup>Additional information:

Filing and disposition figures for **criminal and traffic** cases were estimated by the Minnesota Office of the State Court Administration, based on data for the last six months of the year.

Source: Unpublished data provided by the Office of the State Court Administrator.

---

---

**MINNESOTA CONCILIATION COURT**  
Court of limited jurisdiction  
2 courts; per diem referees serve  
January 1, 1980 to December 31, 1980

	Beginning pending	Filed	Disposed	End pending
<b>Civil<sup>d</sup>:</b>				
<b>Small claims:</b> .....	N/A	47,808 <sup>k</sup>	49,522 <sup>k</sup>	N/A
Total civil .....	N/A	47,808	49,522	N/A
Grand total .....	N/A	47,808	49,522	N/A

Boldface headings indicate the classifications used by the CSIM project.

N/A = This case type is handled by the court but the data are unavailable.

<sup>d</sup>Case definition or unit of count:

A civil case is counted at the note of issue.

<sup>k</sup>Additional information:

**Small claims** filing and disposition figures were estimated by the state court administrative office, based on data for the last half of the court year.

Source: Unpublished data provided by the Office of the State Court Administrator.

---

---

**MINNESOTA PROBATE COURT**  
Court of limited jurisdiction  
2 courts, 2 judges  
January 1, 1980 to December 31, 1980

	Beginning pending	Filed	Disposed	End pending
<b>Civil<sup>d</sup>:</b>				
<b>Estate:</b>				
<b>Probate/wills/intestate:</b>				
Supervised administration .....	3,713	1,952	1,755	3,899
Unsupervised administration .....	2,431	2,245	1,363	3,313
Formal, unsupervised administration .....	1	0	0	1
Total .....	7,696	4,197	3,118	7,213
<b>Guardianship/conservatorship/trusteeship:</b>				
Guardianship or conservatorship .....	790	812	469	739
Total .....	8,486	5,009	3,587	7,952
<b>Mental health:</b>				
Commitment .....	447	646	760	341
Total civil .....	8,933	5,655	4,347	8,293
Total cases .....	8,933	5,655	4,347	8,293

Boldface headings indicate the classifications used by the CSIM project.

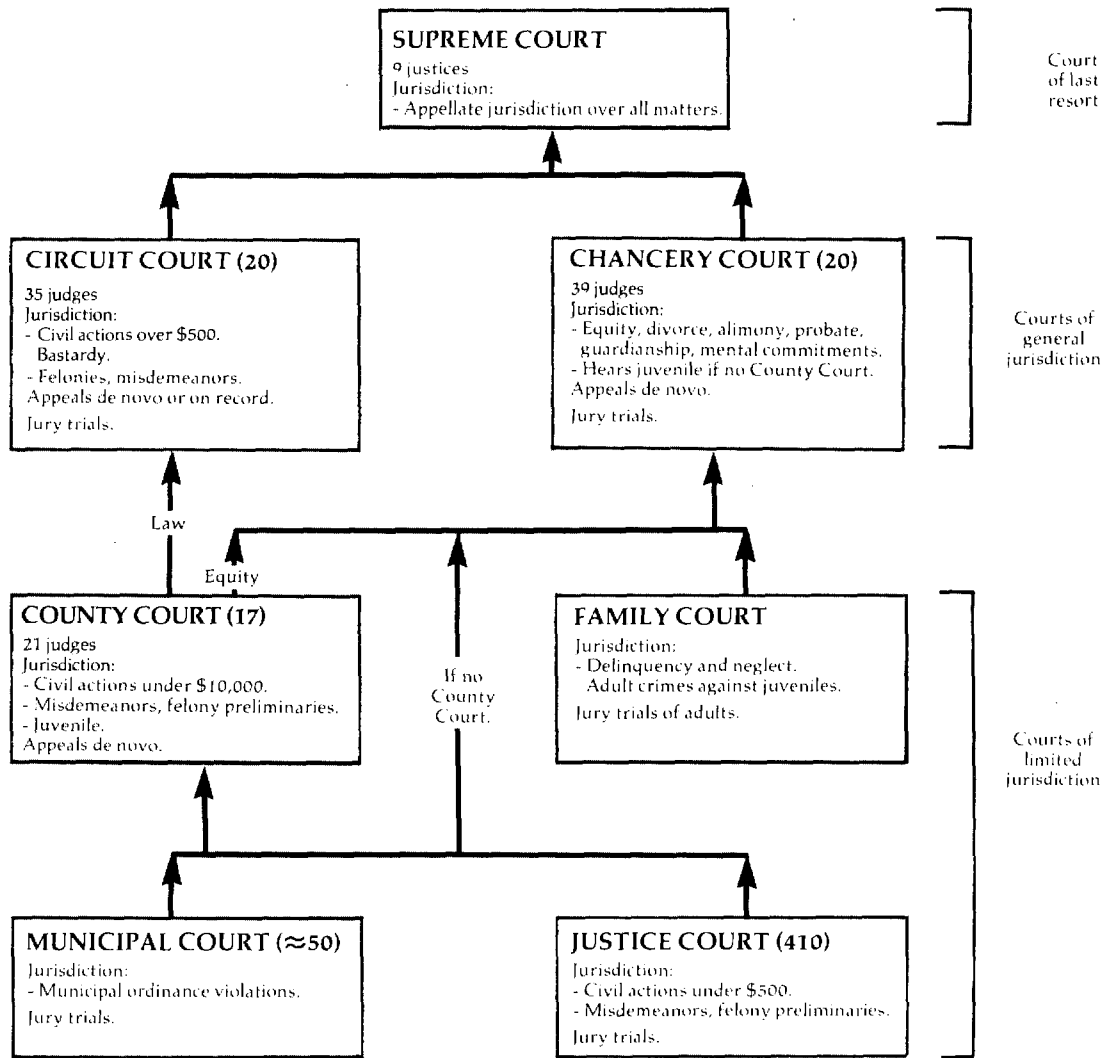
N/A = This case type is handled by the court, but the data are unavailable.

<sup>d</sup>Case definition or unit of count:

A civil case is counted at the note of issue.

Source: Unpublished data supplied by the Office of the State Court Administrator.

# MISSISSIPPI COURT SYSTEM, 1980





MISSISSIPPI SUPREME COURT<sup>b</sup>  
 Court of last resort  
 9 justices  
 January 1, 1980 to December 31, 1980

	Beginning pending	Filed	Disposed	End pending
<b>Cases:</b>				
<b>Appeals:</b>				
Civil .....	X	497	398	X
Criminal .....	X	251	194	X
Unspecified cases (dismissed) .....	--	--	154 <sup>k</sup>	--
Unspecified cases (reinstated) .....	--	2	--	--
Total appeals .....	411	750	746	415
<b>Other cases:</b>				
<b>Original proceedings:</b>				
Other petitions .....	8 <sup>l</sup>	210 <sup>h</sup>	208	10
Requests to appeal .....	8 <sup>l</sup>	210 <sup>h</sup>	208	10
Total other cases .....	8 <sup>l</sup>	210 <sup>h</sup>	208	10
Total cases .....	419	960	954	425
<b>Other proceedings:</b>				
<b>Rehearing requests:</b>				
Petitions for rehearing .....	13 <sup>l</sup>	164 <sup>h</sup>	161	13
<b>Other matters:</b>				
Motions .....	16 <sup>l</sup>	321 <sup>h</sup>	322 <sup>h</sup>	16
Total other proceedings .....	29 <sup>l</sup>	485	483	31

<u>Manner of disposition</u>				<u>Disposition of appeals</u>	
	Written opinion	Per curiam	Total		
Appeals on the merits .....	372 <sup>m</sup>	220	592	Affirmed .....	437
Petitions for rehearing .....	6	155	161	Reversed .....	119
Other petitions .....	1	207	208	Affirmed in part, reversed in part .....	32
Motions <sup>j</sup> .....	5	471	476	Affirmed on condition of remittitur or additur ....	0
Total .....	384	1,053	1,437	Dismissed .....	154
				Dismissed after hearing on the merits .....	4

<u>Time interval data (days)</u>			<u>Status of pending appeals (12/31/80)</u>	
	Average	Range		
Record filed to submitted .....	215	86- 532	Briefing process not completed .....	203
Submitted to decision .....	24	1- 372	Fully briefed, ready for submission .....	44
Record filed to decision .....	239	86- 639	Submitted to court for study and decision .....	168
Judgment in lower court to decision .....	394	49-1,574		

Boldface headings indicate the classifications used by the CSIM project.  
 Blank space = Not enough information is known. The case category may or may not be handled by the court.  
 X = The data for this case type are known to be included in the total but were not available by category.  
 -- = Not applicable.

<sup>b</sup>Particular court or reporting system information:

The court sits in 3 divisions of 3 judges each, with judges alternating among the divisions.

<sup>h</sup>Figure was computed:

The filing figures were computed from disposed and pending data.

The number of motions disposed was computed by subtracting the number of dismissed **appeals** from the total number of motions given as disposed in the annual report.

<sup>j</sup>Explanation of data included in the category:

Data for motions disposed in the manner of disposition table includes 154 unspecified **appeals** cases which were dismissed.

<sup>k</sup>Additional information:

Cases disposed by dismissal are included in the **civil** and **criminal appeals** filings, but a **civil/criminal** breakdown for cases dismissed is not available.

<sup>l</sup>Special source or revision in the data:

Beginning pending figures for cases other than **appeals** were taken from the 1979 annual report where they are given as end pending figures for the 1979 court year.

<sup>m</sup>Information on disposition type or trial data:

Of the 372 majority opinions deciding cases on the merits, 282 were published and 107 were unpublished. There were also 30 concurring or dissenting opinions written.

Source: Executive Assistant, Supreme Court, 14th Annual Statistical Report 1979 and 15th Annual Statistical Report 1980 (Jackson, Mississippi). Sources of case data are available. Statistics are from the annual reports except that totals have been computed where necessary.

MISSISSIPPI CIRCUIT COURT  
Court of general jurisdiction  
20 circuit districts, 35 judges  
January 1, 1980 to December 31, 1980

There were no data available for cases handled in the Circuit Court in 1980.

---

MISSISSIPPI CHANCERY COURT  
Court of general jurisdiction  
20 chancery districts, 36 judges  
January 1, 1980 to December 31, 1980

There were no data available for cases handled in the Chancery Court in 1980.

---

MISSISSIPPI COUNTY COURT  
Court of limited jurisdiction  
17 courts, 21 judges  
January 1, 1980 to December 31, 1980

There were no data available for cases handled in the County Court in 1980.

---

MISSISSIPPI JUSTICE COURT  
Court of limited jurisdiction  
410 courts  
January 1, 1980 to December 31, 1980

There were no data available for cases handled in the Justice Court in 1980.

---

MISSISSIPPI FAMILY COURT  
Court of limited jurisdiction  
1 court  
January 1, 1980 to December 31, 1980

There were no data available for cases handled in the Family Court for 1980.

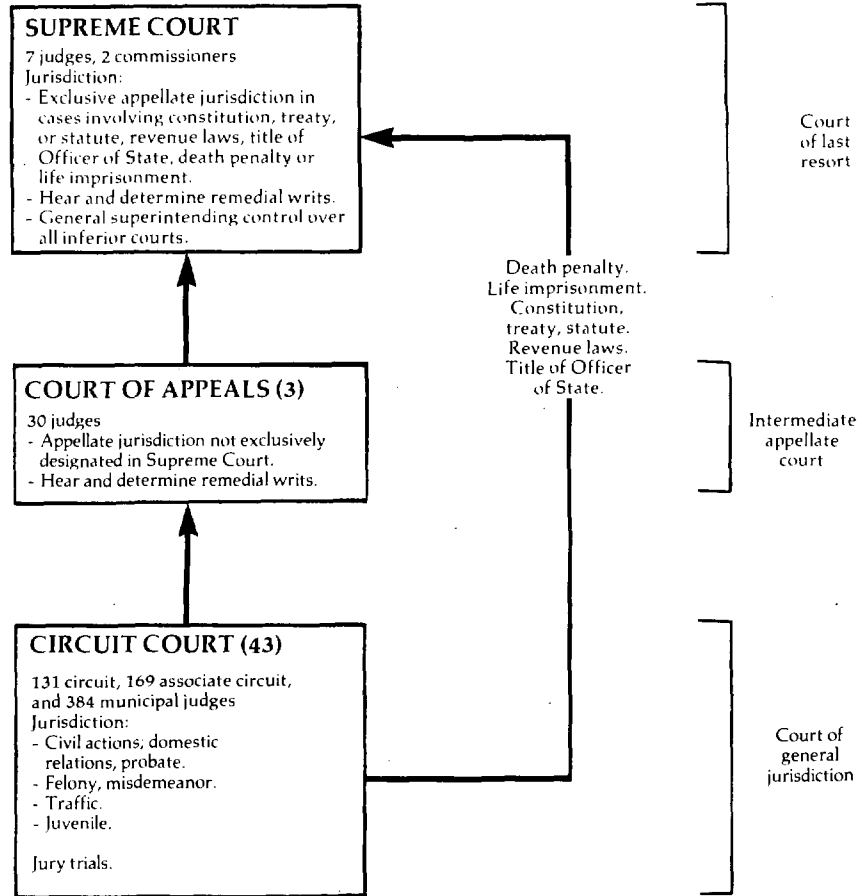
---

MISSISSIPPI MUNICIPAL COURT  
Court of limited jurisdiction  
50 courts  
January 1, 1980 to December 31, 1980

There were no data available for cases handled in the Municipal Court for 1980.

---

# MISSOURI COURT SYSTEM, 1980



↑ Indicates route of appeal.

MISSOURI SUPREME COURT  
 Court of last resort  
 7 justices, 2 commissioners  
 July 1, 1979 to June 30, 1980

	Beginning pending	Filed	Disposed	End pending
<b>Cases:</b>				
<b>Appeals:</b>				
Civil .....	X	88	108	X
Criminal .....	X	92	43	X
Total appeals .....	81	180	151	110
<b>Other cases:</b>				
<b>Original proceedings:</b>				
<b>Original jurisdiction:</b>				
Habeas corpus .....	X	88	73	X
Mandamus .....	X	67	65	X
Prohibition .....	X	66	73	X
Quo warranto .....	X	2	0	X
Retirement .....	X	1 <sup>1</sup>	2	X
Other writs .....	X	31	26 <sup>1</sup>	X
Total .....	X	255	239	X
<b>Disciplinary matter:</b>				
Disbarment .....	X	4	0	X
Reinstatement .....	X	4	6	X
Total .....	X	8	6	X
Total .....	X	263	245	X
<b>Requests to appeal:</b>				
Application to transfer .....	X	384	377	X
Recommendations or certifications .....	X	3	3	X
Other .....	X	6	1	X
Total .....	X	393	381	X
Total other cases .....	47 <sup>1</sup>	656	626	849
<b>Total cases .....</b>	<b>128<sup>1</sup></b>	<b>836</b>	<b>777</b>	<b>1949</b>
<b>Other proceedings:</b>				
Motions for rehearing .....	1 <sup>1</sup>	84	84	1 <sup>1</sup>
<b>Other matters:</b>				
Motion activity .....	90 <sup>1</sup>	401	361 <sup>1</sup>	130 <sup>1</sup>
Total other proceedings .....	91 <sup>1</sup>	485	445	131

	Manner of disposition			Disposition of original jurisdiction cases <sup>1</sup>
	Civil	Criminal	Total	
Written opinion .....	67	39	106	Denied .....
Dismissal .....	16	1	17	Sustained .....
Transfer without opinion ...	22	3	25	Dismissed and other .....
By order .....	3	0	3	176
				29
				34

Boldface headings indicate the classifications used by the CSIM project.

X = The data for this case type are known to be included in the total but were not available by category.

<sup>9</sup>Change in pending does not equal the difference between filings and dispositions:

Figures are as given in the annual report and as supplied by the clerk of court during data verification.

<sup>1</sup>Special source or revision in the data:

The beginning pending figures were taken from the 1978 annual report where they are given as the end pending figures for the 1978 court year.

Other figures as footnoted were supplied by the clerk of the court during data verification.

Source: Office of the State Courts Administrator, Missouri Judicial Department Annual Statistical Report FY 1979 - 1980 (Jefferson City, Missouri). Statistics are from the annual report except that totals have been computed where necessary, and additional information was supplied by the clerk of court during data verification.

MISSOURI COURT OF APPEALS  
Intermediate appellate court  
3 districts, 30 judges  
July 1, 1979 to June 30, 1980

	Beginning pending	Filed	Disposed	End pending
<b>Cases:</b>				
<b>Appeals:</b>				
Civil .....	1,441 <sup>f</sup>	1,565	1,600	1,430
Criminal .....	667 <sup>f</sup>	615	613	645
Total appeals .....	2,108 <sup>f</sup>	2,180	2,213	2,075
<b>Other cases:</b>				
<b>Original proceedings:</b>				
<b>Original jurisdiction:</b>				
Habeas corpus .....	X	84	X	X
Mandamus .....	X	145	X	X
Prohibition .....	X	233	X	X
Quo warranto .....	X	3	X	X
Total .....	X	465	X	X
<b>Requests to appeal:</b>				
Certiorari .....	X	1	X	X
Total other cases .....	45 <sup>f</sup>	466	460	51
<b>Total cases .....</b>	<b>2,153<sup>f</sup></b>	<b>2,646</b>	<b>2,673</b>	<b>2,126</b>
<b>Other proceedings:</b>				
<b>Other matters:</b>				
Motions .....	N/A	5,358	N/A	N/A
<b>Total other proceedings .....</b>	<b>N/A</b>	<b>5,358</b>	<b>N/A</b>	<b>N/A</b>

Manner of disposition

	Appeals			Other cases	Total
	Civil	Criminal	Total		
Written opinion .....	720	458	1,178	34	1,212
Dismissal .....	822	125	947	--	947
Consolidation .....	46	9	55	--	55
Transfer without opinion	12	21	33	--	33
Order .....	--	--	--	87	87
Denied .....	--	--	--	339	339

Boldface headings indicate the classifications used by the CSIM project.

N/A = This case type is handled by the court but the data are not available.

X = The data for this case type are known to be included in the total but were not available by category.

-- = Not applicable.

<sup>f</sup>Beginning pending figure for the 1980 court year does not equal the end pending figure for the 1979 court year:

The difference is due to a continued refinement of the recordkeeping procedures in the Western District of this court.

Source: Office of the State Courts Administrator, Missouri Judicial Report FY 1979 - 1980 (Jefferson City, Missouri). Statistics are from the annual report except that totals have been computed where necessary.

**MISSOURI CIRCUIT COURT<sup>i</sup>**  
**Court of general jurisdiction**  
**43 circuits, 131 circuit judges, 169 associate circuit judges, and 384 municipal judges**  
**July 1, 1979 to June 30, 1980**

	Beginning pending	Filed	Disposed	End pending
<b>Civil<sup>d</sup>:</b>				
<b>Small claims</b> (associate circuit judges) .....	N/A	16,511	13,881	N/A
<b>Estate :</b>				
Circuit judges .....	N/A	5,924	5,995	N/A
Associate judges .....	N/A	6,206	5,895	N/A
Total .....	N/A	12,130	11,890	N/A
<b>Other civil:</b>				
Circuit judges .....	83,889	91,747	79,119	96,517
Associate circuit judges .....	N/A	100,747	87,393	N/A
Total .....	<u>83,889<sup>i</sup></u>	<u>192,494</u>	<u>166,512</u>	<u>96,517<sup>i</sup></u>
Total civil .....	83,889 <sup>i</sup>	221,135	192,283	96,517 <sup>i</sup>
<b>Criminal<sup>d</sup>:</b>				
<b>Felony misdemeanor:</b>				
Criminal (circuit judges) .....	11,429 <sup>i</sup>	21,660 <sup>j</sup>	19,964 <sup>j</sup>	13,125
<b>Misdemeanor</b> (associate circuit judges) .....	N/A	44,207	38,804	N/A
<b>Preliminary hearing</b> (associate circuit judges):				
Felony .....	N/A	28,353	23,648 <sup>j</sup>	N/A
<b>Ordinance violation</b> .....	N/A	N/A	N/A	N/A
<b>Appeal</b> .....	N/A	(j)	(j)	N/A
Total criminal .....	11,429 <sup>i</sup>	94,220 <sup>i</sup>	82,416 <sup>i</sup>	13,125 <sup>i</sup>
<b>Traffic</b> (associate circuit judges):				
Total traffic .....	N/A	361,583	340,787	N/A
<b>Juvenile</b> (circuit judges):				
Total juvenile .....	9,082	21,053	20,388	9,747
<b>Total cases</b> .....	<u>104,400<sup>i</sup></u>	<u>697,991<sup>i</sup></u>	<u>635,874<sup>i</sup></u>	<u>119,389<sup>i</sup></u>

	<u>Trial<sup>d</sup></u>			<u>Criminal disposition</u>		
	Jury	Non-jury	Total	Felony/ misdemeanor <sup>j</sup>	Misdemeanor	Preliminary Hearing (felony)
<b>Civil:</b>						
<b>Small claims</b> .....	N/A	N/A	N/A			
<b>Estate</b> .....	N/A	N/A	N/A			
<b>Other civil</b> .....	840 <sup>i</sup>	31,863 <sup>i</sup>	50,504			
<b>Total</b> .....	840 <sup>i</sup>	31,863 <sup>i</sup>	50,504 <sup>i</sup>			
<b>Criminal:</b>						
<b>Felony/misdemeanor<sup>j</sup></b> .....	1,076	2,777	3,853	Guilty pleas .....	10,024	N/A
<b>Misdemeanor</b> .....	143	4,784	4,927	Nolle prosequi .....	2,348	N/A
<b>Total</b> .....	1,219	7,561	8,780	Dismissed .....	3,061	N/A
<b>Traffic</b> .....	229	13,496	13,725	Change of venue .....	499	N/A
<b>Grand total</b> .....	2,288 <sup>i</sup>	52,920 <sup>i</sup>	73,009	Reduced to misdemeanor with guilty plea ....	--	--
				Preliminary hearing ...	--	3,429
				Preliminary hearing waived .....	--	6,610
				Other .....	179	--
						5,495
						--

Boldface headings indicate the classifications used by the CSIM project.  
N/A = This case type is handled by the court but the data are unavailable.  
-- = Not applicable.

<sup>c</sup>Judge information:

Circuit judges serve in the Court of Common Pleas.

<sup>d</sup>Case definition or unit of count:

A civil case is counted with the filing of a petition or complaint.

The criminal case unit of count is the number of informations or indictments. A filing may involve multiple defendants.

A trial is counted after the presentation of evidence on the merits has begun.

---

iData are not complete:

No data were available for the cases, primarily ordinance violations, handled by the municipal judges.

The only pending data for civil cases that were available were for **other civil** cases handled by circuit judges.

**Criminal pending figures include felony/misdemeanor cases only.**

**Total pending data were available only for some of the case types handled by circuit judges. These case types are other civil, felony/misdemeanor, and juvenile cases. Not included were small claims, estate, other civil handled by associate circuit judges, misdemeanor, preliminary hearing, and traffic cases.**

**Other civil** trial data were not available separately for jury and non-jury trials conducted by circuit judges for the courts located in Jackson, Jefferson, and St. Louis Counties, and St. Louis City. These jurisdictions represented 42% of the 40,635 trials conducted by all circuit judges in the state. There were 400 jury and 22,434 non-jury trials conducted by circuit judges reported for the rest of the state.

Trial data reported for associate circuit judges were complete.

JExplanation of data included in the category:

**Felony/misdemeanor** filing and disposition figures include municipal appeals.

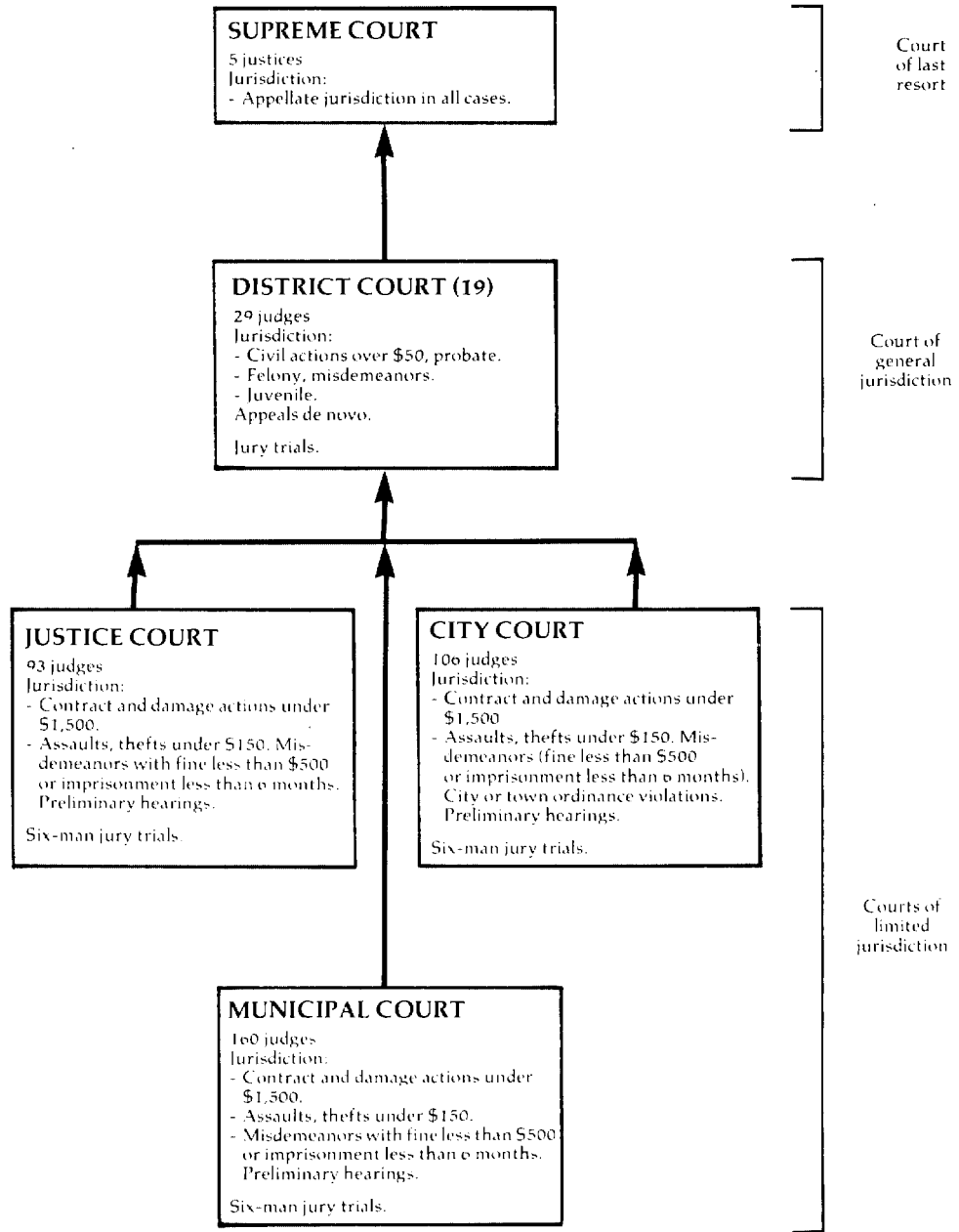
The **preliminary hearing** disposition figure includes dismissals, bind-overs, trials, and acceptance to pleas of reduced charges.

The dismissed **preliminary hearing** figure includes nolle prosequi and change of venue cases.

Source: Office of the State Courts Administrator, Missouri Judicial Branch Annual Statistical Report FY 1979-1980 (Jefferson City, Missouri). Statistics are from the annual report except that totals have been computed where necessary.

---

# MONTANA COURT SYSTEM, 1980



↑ Indicates route of appeal.



MONTANA SUPREME COURT  
 Court of last resort  
 5 justices  
 January 1, 1980 to December 31, 1980

	Beginning pending	Filed	Disposed	End pending
<b>Cases:</b>				
<b>Appeals:</b>				
Civil .....	N/A	292	X	N/A
Criminal .....	N/A	89	X	N/A
Total appeals .....	N/A	381 <sup>J</sup>	X	N/A
<b>Other cases:</b>				
Original proceedings .....	N/A	113 <sup>J</sup>	X	N/A
Requests to appeal .....	N/A	(j)	X	N/A
Total other cases .....	N/A	113 <sup>i</sup>	X	N/A
<b>Total cases .....</b>	N/A	494	510	N/A

Manner of disposition

Written opinion ..... 301  
 Other manner of disposition ... 209

Boldface headings indicate the classifications used by the CSIM project.  
 N/A = This case type is handled by the court, but the data are unavailable.  
 X = Data for this case type are known to be included in the total but were not available by category.

<sup>i</sup>Data are not complete:  
 Total other cases filed does not include all **requests to appeal**.  
<sup>J</sup>Explanation of data included in the category:  
 Although the court does handle **requests to appeal**, their figures could not be separated from the numbers of **appeals** and **original proceedings** filed.

Source: Unpublished data provided by the Office of the State Court Administrator.

**MONTANA DISTRICT COURT**  
**Court of general jurisdiction**  
**19 districts, 29 judges**  
**July 1, 1979 to June 30, 1980**

	Beginning pending	Filed <sup>j</sup>	Disposed	End pending
<b>Civil<sup>d</sup>:</b>				
Tort .....	X	1,557 <sup>h</sup>	X	X
Contract:				
Contract .....	X	1,132 <sup>h</sup>	X	X
Debt .....	X	5,379 <sup>h</sup>	X	X
Total .....	X	6,511 <sup>h</sup>	X	X
Real property rights:				
Property .....	X	566 <sup>h</sup>	X	X
Domestic relations:				
Marriage dissolution .....	X	5,985 <sup>h</sup>	X	X
Adoption .....	204 <sup>fh</sup>	783	680	307
Other domestic relations <sup>j</sup> :				
Other .....	X	2,328 <sup>h</sup>	X	X
Total .....	4,126 <sup>fh</sup>	9,096	8,243	4,979
Estate:				
Probate/wills/intestate:				
Formal probate .....	X	177 <sup>h</sup>	X	X
Informal probate .....	X	2,734 <sup>h</sup>	X	X
Total .....	X	2,911 <sup>h</sup>	X	X
Guardianship/trusteeship/conservatorship:				
Other probate .....	X	604 <sup>h</sup>	X	X
Total .....	5,527 <sup>fh</sup>	3,515	2,547	6,495
Mental health:				
Insanity <sup>j</sup> .....	235 <sup>fh</sup>	506	497	244
Appeal:				
Appeal of administrative agency case:				
Administration .....	X	142 <sup>h</sup>	X	X
Extraordinary writ .....	X	(j)	X	X
Other civil:				
Jurisdiction .....	X	5,379 <sup>hj</sup>	X	X
Total civil .....	18,067 <sup>fh</sup>	27,272	23,244	22,095
<b>Criminal<sup>d</sup>:</b>				
Felony .....	X	2,217 <sup>h</sup>	X	X
Misdemeanor .....	X	554 <sup>h</sup>	X	X
Total criminal .....	958 <sup>fh</sup>	2,771	2,631	1,098
<b>Juvenile:</b>				
Status offense:				
YINS--youth in need of supervision .....	X	755 <sup>h</sup>	X	X
Non-offense:				
YINC--youth in need of care .....	X	547 <sup>h</sup>	X	X
Total juvenile .....	516 <sup>fh</sup>	1,302	975	843
Grand total .....	19,541 <sup>fh</sup>	31,345	26,850	24,036

Trial<sup>d</sup>

	Jury	Non-jury	Total
Criminal .....	104	26	130

Civil dispositions<sup>h</sup>

Judgment/decree .....	6,637
Dismissed .....	3,318
Dismissed--lack of diligence .....	195
Dismissed by praecipe .....	586
Default by judge .....	1,366
Default by clerk .....	976
Statutory lien .....	4,294
Transferred .....	390
Other .....	1,757

Criminal dispositions<sup>h</sup>

Jury trial:	
Guilty verdict .....	78
Acquitted .....	26
Nonjury trial:	
Guilty verdict .....	26
Acquitted .....	0
Guilty plea .....	1,667
Dismissed/nolle prosequi .....	599
Other .....	234

Age of pending caseload (days) (6/30/80)

	0-90 days	91-180 days	Over 180 days
<b>Civil:</b>			
General civil <sup>n</sup> .....	1,701	1,505	7,171
Domestic relations <sup>n</sup> .....	1,009	738	2,925
Adoption .....	80	39	188
Estate .....	633	760	5,102
Mental health .....	30	45	169
Criminal .....	223	210	665
Juvenile .....	165	114	564
Total .....	3,841	3,411	16,784

---

Boldface headings indicate the classifications used by the CSIM project.

X = The data for this case type are known to be included in the total but were not available by category.

<sup>d</sup>Case definition or unit of count:

Civil case is counted with the filing of a petition or complaint.

The criminal case unit of count is the number of defendants on the information, indictment, or complaint.

<sup>h</sup>Figure was computed:

Filing figures so marked were calculated from percentages given in the unpublished data.

All beginning pending figures were calculated from filing, disposition, and end pending figures given in the unpublished data.

All data given for type of disposition were calculated from percentages given in the unpublished data.

<sup>j</sup>Explanation of data included in the category:

Filings include new and reopened cases.

**Other domestic relations** cases include URESA (outgoing and incoming) and paternity cases.

Insanity cases include mentally ill and inebriation (commitments).

**Other civil** jurisdiction cases include name changes, injunctions, declaratory judgments, certificate of amount due, warrant of restraint, abstract of judgment, transcript of judgment, mandamus, habeas corpus, and habitual traffic offender cases.

Data for **extraordinary writs** are included in the **other civil** category.

<sup>n</sup>Information on time to disposition and age of pending caseload data:

The general civil category includes **torts, contracts, real property rights, appeal of administrative agency case, and other civil cases.**

Domestic relations includes **marriage dissolution and other domestic relations** cases only. Adoption case ages are reported separately.

Source: Unpublished data supplied by the Office of the State Court Administrator.

---

**MONTANA JUSTICE COURT**  
Court of limited jurisdiction  
93 judges  
July 1, 1979 to June 30, 1980

There were no data available for cases handled in the Justice Court for fiscal year 1980.

---

**MONTANA CITY COURT**  
Court of limited jurisdiction  
106 judges  
July 1, 1979 to June 30, 1980

There were no data available for cases handled in the City Court for fiscal year 1980.

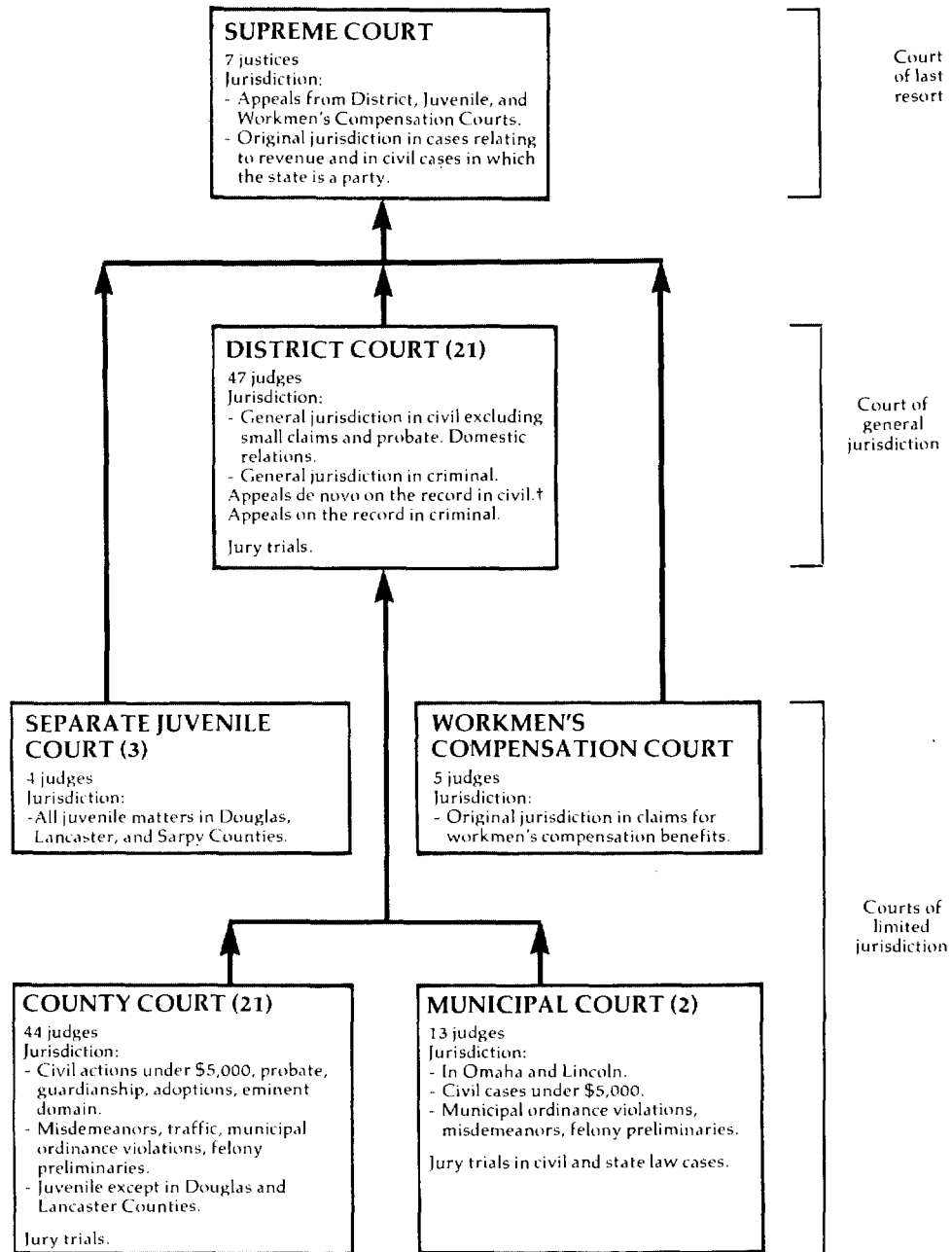
---

**MONTANA MUNICIPAL COURT**  
Court of limited jurisdiction  
160 judges  
July 1, 1979 to June 30, 1980

There were no data available for cases handled in the Municipal Court for fiscal year 1980.

---

# NEBRASKA COURT SYSTEM, 1980



↑ Indicates route of appeal.

\*In Nebraska, "de novo on the record" means that the court may make an independent determination of the facts.

NEBRASKA SUPREME COURT  
 Court of last resort  
 7 justices  
 September 1, 1979 to August 31, 1980

	Beginning pending	Filed	Disposed	End pending
<b>Cases:</b>				
<b>Appeals:</b>				
<b>Civil:</b>				
Civil case categories .....	263	354	322	294
<b>Criminal:</b>				
Direct criminal appeal .....	103	267	225	143
Other criminal .....	7	27	10	24
Total .....	110	294	235	167
<b>Postconviction remedy:</b>				
Postconviction .....	16	20	23	13
<b>Appeals of administrative agency cases:</b>				
Workmen's compensation .....	13	27	17	23
Public Service Commission .....	0	11	0	11
Court of Industrial Relations .....	5	5	5	5
Other administrative .....	34	18	35	17
Total .....	52	61	57	56
<b>Other appeals:</b>				
Unclassified .....	2	12	14	0
<b>Total appeals</b> .....	<b>443<sup>j</sup></b>	<b>741<sup>j</sup></b>	<b>651<sup>j</sup></b>	<b>530<sup>j</sup></b>
<b>Other cases:</b>				
Original proceedings .....	(j)	(j)	(j)	(j)
Requests to appeal .....	N/A	N/A	N/A	N/A
Total other cases .....	N/A	N/A	N/A	N/A
<b>Total cases</b> .....	<b>443<sup>i</sup></b>	<b>741<sup>i</sup></b>	<b>650<sup>i</sup></b>	<b>530<sup>i</sup></b>

	Manner of disposition			Administrative agency	Other	Total
	Civil	Criminal	Postconviction			
Written opinion .....	223	74	16	44	0	357

Boldface headings indicate the classifications used by the CSIM project.  
 N/A = This case type is handled by the court, but the data are unavailable.  
 X = The data for this case type are known to be included in the total but were not available by category.

<sup>i</sup>Data are not complete:  
**Requests to appeal** are not counted statistically by the Supreme Court; the figures presented for **appeals** are cases docketed. There are a number of cases that the court refuses to hear. These discretionary cases, when leave to docket is denied, could be considered processed by the court, but they are not docketed or reported statistically. As a result, **request to appeal** cases are not included in the total cases figures given in the chart.

<sup>j</sup>Explanation of data included in the category:  
**Original proceedings** are included with the **appeals** data. There are a minimal number of **original proceedings** handled by the court.

Source: Office of the State Court Administrator, The Courts of Nebraska 1980 (Lincoln, Nebraska), and unpublished data supplied by the clerk of the court. Statistics are from the annual report and unpublished data except that totals have been computed where necessary.

NEBRASKA DISTRICT COURT<sup>i</sup>  
 Court of general jurisdiction  
 21 districts, 47 judges  
 January 1, 1980 to December 31, 1980

	Beginning pending	Filed <sup>j</sup>	Disposed	End pending
<b>Civil<sup>d</sup>:</b>				
<b>Domestic relations</b> .....	X	17,613 <sup>i</sup>	15,496 <sup>i</sup>	X
<b>Other civil</b> .....	X	10,384 <sup>i</sup>	9,124 <sup>i</sup>	X
<b>Appeal</b> .....	(j)	(j)	(j)	(j)
Total civil .....	X	27,997 <sup>i</sup>	24,620 <sup>i</sup>	X
<b>Criminal<sup>d</sup>:</b>				
<b>Felony:</b>				
Criminal .....	X	4,552 <sup>ij</sup>	3,955 <sup>ij</sup>	X
<b>Appeal</b> .....	X	1,793 <sup>ij</sup>	1,654 <sup>ij</sup>	X
Total criminal .....	X	6,345 <sup>ij</sup>	5,609 <sup>ij</sup>	X
<b>Grand total</b> .....	17,488 <sup>fi</sup>	34,342 <sup>i</sup>	30,229 <sup>i</sup>	17,797 <sup>9i</sup>

Boldface headings indicate the classifications used by the CSIM project.

X = The data for this case type are known to be included in the total, but could not be broken down by case type.

<sup>d</sup>Case definition or unit of count:

A civil case is counted with the filing of a petition or complaint.

The criminal case unit of count is the number of defendants on the information or indictment.

<sup>f</sup>Beginning pending figure for the 1980 court year does not equal the end pending figure for the 1979 court year:

Variance is due to recounting and correcting entries.

<sup>9</sup>Change in pending does not equal the difference between filings and dispositions:

Figures are as given in the annual report. Variance is due to improper reporting of reopened case dispositions in Lancaster and Hall Counties.

<sup>i</sup>Data are not complete:

No data were available for Webster County (in the 10th district) or Valley County (in the 20th district).

<sup>j</sup>Explanation of data included in the category:

Filed figures include the number of reopened cases placed before the District Court.

Cases that are listed as **criminal appeals** include both **civil** and **criminal appeals**. Statements in the annual report indicate that more than half were **criminal appeals**.

Criminal cases may include a few **misdemeanor** cases.

<sup>l</sup>Special source or revision in the data:

Pending data were provided by the office of the state court administrator during data verification.

Source: Office of the State Court Administrator, *The Courts of Nebraska 1980* (Lincoln, Nebraska), and unpublished data supplied by the office of the state court administrator. Statistics are from the annual report and unpublished data except that totals have been computed where necessary.

NEBRASKA WORKMEN'S COMPENSATION COURT  
 Court of limited jurisdiction  
 1 court, 5 judges  
 July 1, 1979 to June 30, 1980

	Beginning pending	Filed	Disposed <sup>k</sup>	End pending
<b>Civil<sup>d</sup>:</b>				
<b>Appeal:</b>				
<b>Appeal of administrative agency case:</b>				
Disputed claims .....	159 <sup>f</sup>	612	572	199
Total civil .....	159 <sup>f</sup>	612	572	199
<b>Grand total</b> .....	159 <sup>f</sup>	612	572 <sup>k</sup>	199

Boldface headings indicate the classifications used by the CSIM project.

<sup>d</sup>Case definition or unit of count:

A civil case is counted with the filing of a petition or complaint.

<sup>f</sup>Beginning pending figure for the 1980 court year does not equal the end pending figure for the 1979 court year:

Figures are as reported in the annual report.

<sup>k</sup>Additional information:

In addition to the 572 dispositions, there were 174 rehearings before 3 judges sitting en banc. Of these rehearings, 27 were appealed to the Supreme Court.

The court also processed an additional 468 lump sum settlements for which there were no previous court actions.

Source: Office of the State Court Administrator, *The Courts of Nebraska 1980* (Lincoln, Nebraska). Statistics are from the annual report except that totals have been computed where necessary.

NEBRASKA COUNTY COURT  
 Court of limited jurisdiction  
 21 districts, 44 judges  
 January 1, 1980 to December 31, 1980

	Beginning pending	Filed	Disposed	End pending
<b>Civil<sup>d</sup>:</b>				
<b>Law:</b>				
Civil .....	X	10,463	12,585	X
Small claims .....	X	12,583	12,709	X
<b>Real property rights:</b>				
Eminent domain .....	X	138	149	X
<b>Domestic relations:</b>				
Adoption .....	X	1,180	1,196	X
<b>Estate:</b>				
<b>Probate/wills/intestate:</b>				
Probate and inheritance tax .....	X	8,428	12,629	X
<b>Guardianship/conservatorship/trusteeship:</b>				
Guardianship and conservatorship .....	X	1,962	2,034	X
Total .....	X	10,390	14,663	X
Total civil .....	X	34,754	41,302	X
<b>Criminal<sup>d</sup>:</b>				
<b>Preliminary hearing:</b>				
Felony .....	X	4,450	4,692	X
<b>Other criminal:<sup>j</sup></b>				
Misdemeanor ordinance violation .....	X	50,481	49,621	X
Total criminal .....	X	54,931	54,313	X
<b>Traffic:</b>				
<b>Other traffic violation:</b>				
Misdemeanor ordinance traffic .....	X	190,073	191,237	X
Total traffic .....	X	190,073	191,237	X
<b>Juvenile:</b>				
Total juvenile .....	X	3,438	3,509	X
<b>Grand total</b> .....	50,204 <sup>f</sup>	283,196	290,361	43,039

Boldface headings indicate the classifications used by the CSIM project.

X = The data for this case type are known to be included in the total but were not available by category.

<sup>d</sup>Case definition or unit of count:

A civil case is counted with the filing of a petition or complaint.

The criminal case unit of count is the number of informations, indictments, or complaints. Two defendants charged on a single complete count as one case, unless cases are separated for trial. One defendant with two charges on a single complaint is one case, unless the charges are tried separately.

<sup>f</sup>Beginning pending figure for the 1980 court year does not equal the end pending figure for the 1979 court year:

Figures are as reported in the annual report. The variance was due to recounting and correcting entries.

<sup>j</sup>Explanation of data included in the category:

The new criminal category of "misdemeanor ordinance violation" reported by the court is a combination of two categories previously reported separately as "misdemeanor statute" and "ordinance nontraffic."

Source: Office of the State Court Administrator, The Courts of Nebraska 1980 (Lincoln, Nebraska) and unpublished data provided by the office of the state court administrator. Statistics are from the annual report and unpublished data except that totals have been computed where necessary.

NEBRASKA MUNICIPAL COURT<sup>a</sup>  
 Court of limited jurisdiction  
<sup>2b</sup>courts, 13 judges  
 January 1, 1980 to December 31, 1980

	Beginning pending	Filed	Disposed	End pending
<b>Civil:</b>				
<b>Small claims</b> .....	N/A	3,022	N/A	N/A
<b>Other civil:</b>				
Regular civil .....	N/A	18,859	N/A	N/A
<b>Total</b> .....	<u>N/A</u>	<u>21,881</u>	<u>N/A</u>	<u>N/A</u>
<b>Total civil</b> .....	N/A	21,881	N/A	N/A
<b>Criminal:</b>				
<b>Total criminal</b> .....	N/A	X	N/A	N/A
<b>Traffic:</b>				
<b>Total traffic</b> .....	N/A	X	N/A	N/A
<b>Grand total</b> .....	N/A	140,167	N/A	N/A

Boldface headings indicate the classifications used by the CSIM project.  
 N/A = This case type is handled by the court, but the data are unavailable.  
 X = The data for this case type are known to be included in the total but were not available by category.

- <sup>a</sup>Court jurisdiction:  
 Municipal Courts have exclusive jurisdiction in cases involving violations of local ordinances.
- <sup>b</sup>Particular court or reporting system information:  
 The two Municipal Courts are located in Omaha and Lincoln.
- <sup>d</sup>Case definition or unit of count:  
 A civil case is counted with the filing of a petition or complaint.  
 The criminal case unit of count is the number of defendants on the information, indictment, or complaint.

Source: Office of the State Court Administrator, The Courts of Nebraska 1980 (Lincoln, Nebraska). Statistics are from the annual report except that totals have been computed where necessary.

NEBRASKA SEPARATE JUVENILE COURT  
 Court of limited jurisdiction  
<sup>3b</sup>courts, 4 judges  
 January 1, 1980 to December 31, 1980

	Beginning pending	Filed	Disposed	End pending
<b>Juvenile:</b>				
<b>Total juvenile</b> .....	N/A	1,903	N/A	N/A
<b>Grand total</b> .....	N/A	1,903	N/A	N/A

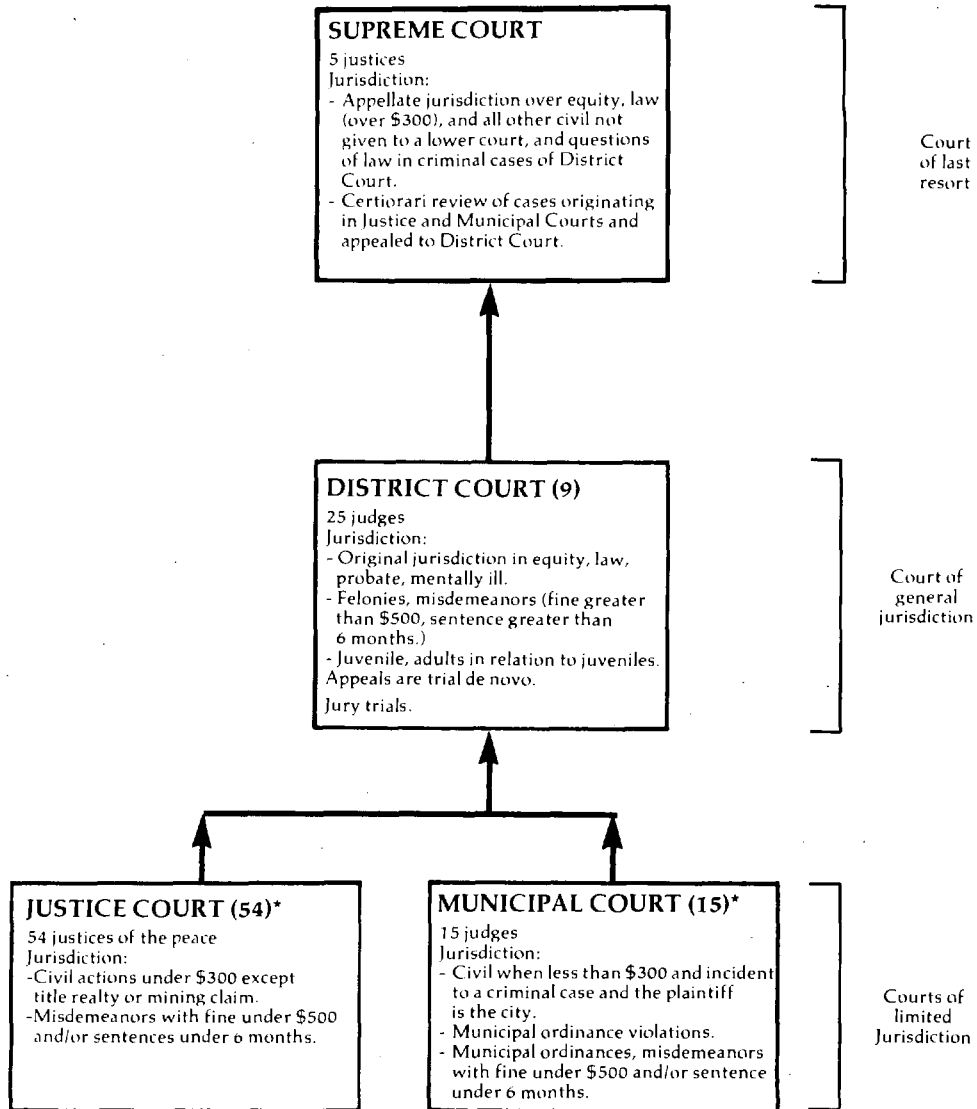
Boldface headings indicate the classifications used by the CSIM project.  
 N/A = This case type is handled by the court, but the data are unavailable.

<sup>b</sup>Particular court or reporting system information:  
 There are three separate Juvenile Courts in Nebraska, located in Douglas County, Lancaster County, and Sarpy County.

Source: Office of the State Court Administrator, The Courts of Nebraska 1980 (Lincoln, Nebraska). Statistics are from the annual report except that totals have been computed where necessary.



# NEVADA COURT SYSTEM, 1980



↑ Indicates route of appeal.  
\*Nine justices of the peace also serve as Municipal Court judges.

NEVADA SUPREME COURT  
 Court of last resort  
 5 Justices  
 January 1, 1980 to December 31, 1980

	Beginning pending	Filed	Disposed	End pending
<b>Cases:</b>				
<b>Appeals:</b>				
Civil .....	X	273	X	X
Criminal .....	X	239	X	X
<b>Total appeals</b> .....	<u>X</u>	<u>512</u>	<u>X</u>	<u>X</u>
<b>Other cases:</b>				
<b>Original proceedings:</b>				
<b>Original jurisdiction:</b>				
Habeas corpus .....	X	25	X	X
Mandamus .....	X	67	X	X
Prohibition .....	X	31	X	X
Quo warranto .....	X	0	X	X
Exceptions .....	X	16	X	X
Motions .....	X	37	X	X
<b>Total</b> .....	<u>X</u>	<u>176</u>	<u>X</u>	<u>X</u>
<b>Disciplinary matters:</b>				
Bar .....	X	35	X	X
<b>Total</b> .....	<u>X</u>	<u>211</u>	<u>X</u>	<u>X</u>
<b>Requests to appeal</b> .....	<u>X</u>	<u>8</u>	<u>X</u>	<u>X</u>
<b>Total other cases</b> .....	<u>X</u>	<u>219</u>	<u>X</u>	<u>X</u>
<b>Total cases</b> .....	<u>713</u>	<u>731</u>	<u>700</u>	<u>744</u>

Status of pending cases (12/31/80)

Set or assigned .....	233
Under submission .....	60
Other .....	451

Boldface headings indicate the classifications used by the NCSP.

X = The data for this case type are known to be included in the total but were not available by category.

Source: Unpublished data provided by the Administrative Office of the Courts. Statistics are from the unpublished data except that totals have been computed where necessary.

NEVADA DISTRICT COURT<sup>1</sup>  
 Court of general jurisdiction  
 9 districts, 25 judges  
 January 1, 1980 to December 31, 1980

	Beginning pending	Filed	Disposed	End pending
<b>Civil<sup>d</sup>:</b>				
<b>Law:</b>				
Civil actions .....	13,509	9,163	6,188	16,484
Domestic relations .....	5,971	13,209	13,075	6,105
<b>Estate:</b>				
<b>Probate/wills/intestate:</b>				
Probate .....	2,575	1,856	1,026	3,405
<b>Mental health:</b>				
Inebriate matters .....	X	X	X	X
Insanity matters .....	X	X	X	X
Total .....	X	X	X	X
<b>Other civil:</b>				
Miscellaneous matters .....	X	X	X	X
Total civil .....	X	X	X	X
<b>Criminal<sup>d</sup>:</b>				
<b>Felony/misdemeanor:</b>				
Criminal actions .....	1,794	4,068	4,285	1,577
Total criminal .....	1,794	4,068	4,285	1,577
<b>Juvenile:</b>				
Total juvenile .....	X	X	X	X
Grand total .....	25,130 <sup>i</sup>	28,909 <sup>i</sup>	24,866 <sup>i</sup>	29,173 <sup>i</sup>

Boldface headings indicate the classifications used by the CSIM project.

N/A = This case type is handled by the court, but the data are unavailable.

-- = Not applicable.

X = The data for this case type are known to be included in the total but were not available by case category.

<sup>d</sup>Case definition or unit of count:

A civil case is counted with the filing of a petition or complaint.

The criminal case unit of count is the number of defendants on the information, indictment, or complaint.

<sup>i</sup>Data are not complete:

No data are included for Washoe or Eureka counties. Other data were incomplete as follows: December missing for Pershing and Lincoln counties; September through December missing for Carson County; May through December missing for Esmeralda, Mineral, and Lye counties. Approximately 33 percent of the state population lives in Washoe county, and approximately 9 percent in each of the other counties named here.

Source: Unpublished data supplied by the Administrative Office of the Courts. Statistics are taken from the unpublished data except that totals were computed where necessary.

NEVADA JUSTICE COURT  
 Court of limited jurisdiction  
 54 courts, 54 justices of the peace  
 January 1, 1978 to December 31, 1978

	Beginning pending	Filed	Disposed	End pending
<b>Civil<sup>d</sup>:</b>				
<b>Law:</b>				
Civil .....	N/A	4,689	N/A	N/A
<b>Real property rights:</b>				
Evictions .....	N/A	7,034	N/A	N/A
<b>Small claims:</b> .....	N/A	<u>16,416</u>	<u>N/A</u>	<u>N/A</u>
Total civil .....	N/A	28,139	N/A	N/A
<b>Criminal<sup>d</sup>:</b>				
<b>Misdemeanor:</b> .....	N/A	28,139	N/A	N/A
<b>Preliminary hearing:</b>				
Felony/gross misdemeanor .....	N/A	<u>9,380</u>	<u>N/A</u>	<u>N/A</u>
Total criminal .....	N/A	37,519	N/A	N/A
<b>Traffic:</b>				
<b>DWI/DUI</b> .....	N/A	2,345	N/A	N/A
<b>Parking</b> .....	N/A	30,484	N/A	N/A
<b>Other traffic violation:</b>				
Traffic .....	N/A	<u>136,006</u>	<u>N/A</u>	<u>N/A</u>
Total traffic .....	N/A	168,835	N/A	N/A
<b>Grand total</b> .....	N/A	234,493	N/A	N/A

Boldface headings indicate the classifications used by the CSIM project.  
 N/A = This case type is handled by the court but the data are not available.

<sup>d</sup>Case definition or unit of court:  
 A civil case is counted with the filing of a petition or complaint.  
 The criminal case unit of court is the number of defendants on the information, indictment, or complaint.

Source: Unpublished data supplied by the Administrative Office of the Courts. Statistics are from the unpublished data except totals were computed where necessary.

NEVADA MUNICIPAL COURT  
 Court of limited jurisdiction  
 15 courts, 15 judges  
 January 1, 1978 to December 31, 1978

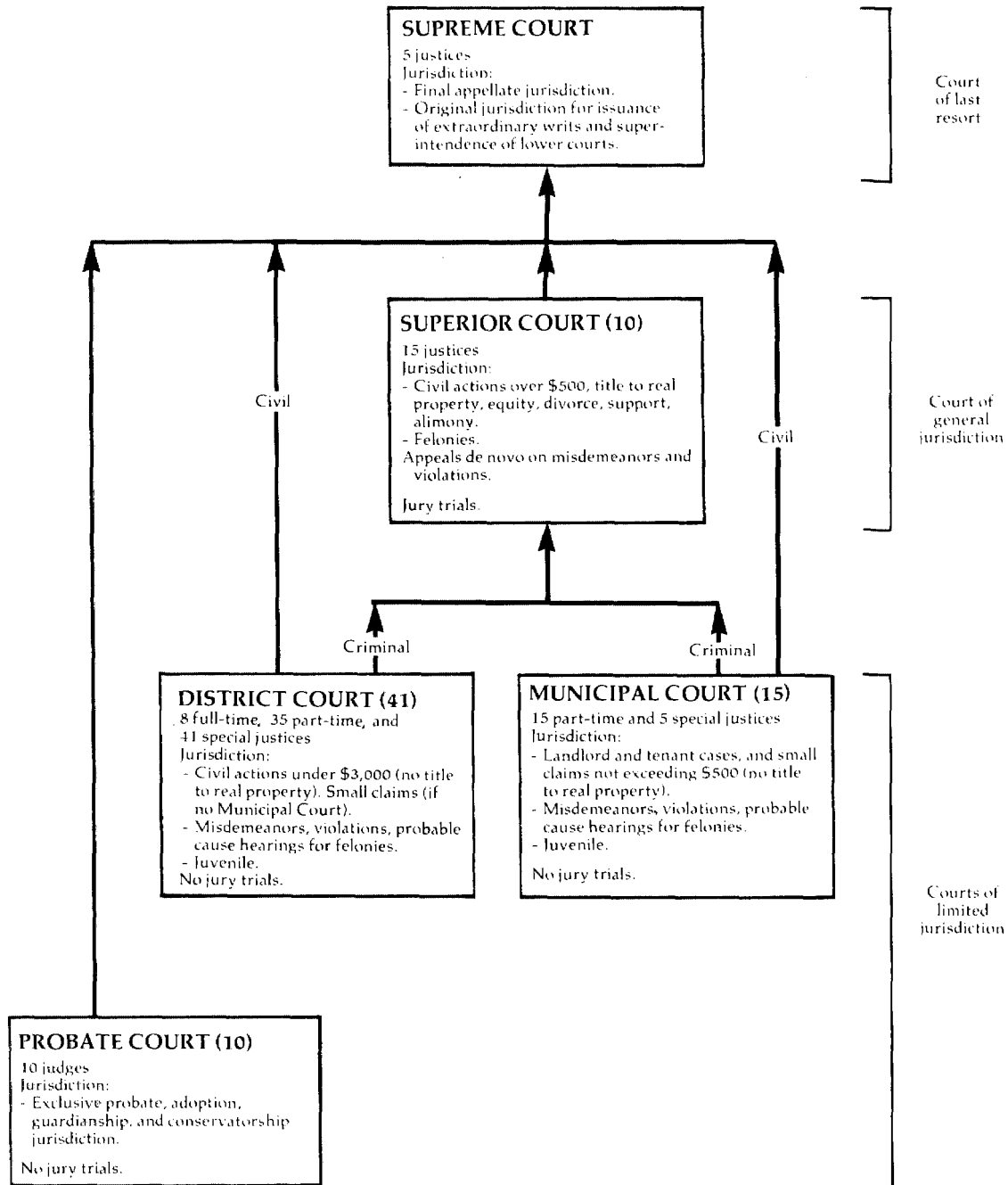
	Beginning pending	Filed	Disposed	End pending
<b>Civil:</b>				
<b>Law:</b>				
Civil .....	N/A	60	N/A	N/A
<b>Small claims</b> .....	<u>N/A</u>	<u>390</u>	<u>N/A</u>	<u>N/A</u>
Total civil .....	N/A	450	N/A	N/A
<b>Criminal:</b>				
<b>Misdemeanor</b> .....	<u>N/A</u>	<u>36,540</u>	<u>N/A</u>	<u>N/A</u>
Total criminal .....	N/A	36,540	N/A	N/A
<b>Traffic:</b>				
<b>DWI/DUI</b> .....	N/A	4,060	N/A	N/A
<b>Parking</b> .....	N/A	283,751	N/A	N/A
<b>Other traffic violation:</b>				
Traffic .....	<u>N/A</u>	<u>81,200</u>	<u>N/A</u>	<u>N/A</u>
Total traffic .....	N/A	369,011	N/A	N/A
<b>Grand total</b> .....	N/A	406,001	N/A	N/A

Boldface indicate the classifications used by the CSIM project.  
 N/A = This case type is handled by the court but the data are not available.

<sup>d</sup>Case definition or unit of court:  
 A civil case is counted with the filing of a petition or complaint.  
 The criminal case unit of court is the number of defendants on the information, indictment, or complaint.

Source: Unpublished data supplied by the Administrative Office of the Courts. Statistics are from the unpublished data except that totals were computed where necessary.

# NEW HAMPSHIRE COURT SYSTEM, 1980



↑ Indicates route of appeal.

NEW HAMPSHIRE SUPREME COURT  
 Court of last resort  
 5 justices  
 July 1, 1979 to June 30, 1980

	Beginning pending	Filed	Disposed	End pending
<b>Cases:</b>				
<b>Appeals:</b>				
Civil and criminal .....	X	529	X	X
Appeal of administrative agency case .....	X	38	X	X
Total appeals .....	X	567 <sup>j</sup>	X	X
<b>Other cases:</b>				
<b>Original proceedings:</b>				
<b>Original jurisdiction:</b>				
Original cases filed .....	X	27	X	X
Certification of questions under Rule 20 .....	X	5	X	X
Total .....	X	32	X	X
<b>Advisory opinions</b>				
Total .....	X	0	X	X
<b>Requests to appeal</b> .....	X	32	X	X
Total other cases .....	X	(j) <sup>1</sup> 32	X	X
<b>Total cases</b> .....	145	599	435	309

Boldface headings indicate the classifications used by the CSIM project.  
 Blank space = Not enough information is known. The case category may or may not be handled by the court.  
 X = The data for this case type are known to be included in the total but were not available by category.

JExplanation of data included in the category:  
**Requests to appeal** are included in the **appeal** figure.

<sup>1</sup>Special source or revision in the data:  
 This "j" footnote was provided by the clerk of the Supreme Court during a telephone conversation.

Source: Chairman, Judicial Council, Eighteenth Biennial Report of the Judicial Council of the State of New Hampshire covering periods July 1, 1978-June 30, 1979, and July 1, 1979-June 30, 1980 (Concord, New Hampshire: 1980). Statistics are from the biennial report except that totals have been computed where necessary.

NEW HAMPSHIRE SUPERIOR COURT  
Court of general jurisdiction  
10 courts, 15 justices  
July 1, 1979 to June 30, 1980

	Beginning pending	Filed	Disposed	End pending
<b>Civil<sup>d</sup>:</b>				
<b>Law:</b>				
Civil .....	N/A	6,702	8,644 <sup>i</sup>	N/A
<b>Equity:</b>				
Equity brought forward .....	N/A	9,975 <sup>j</sup>	399 <sup>i</sup>	N/A
<b>Domestic relations:</b>				
<b>Marriage dissolution:</b>				
Marital cases .....	N/A	(j)	6,618 <sup>i</sup>	N/A
Marital cases brought forward for further orders .....	N/A	(j)	3,600 <sup>i</sup>	N/A
Total .....	N/A	(j)	10,218 <sup>i</sup>	N/A
<b>Other domestic relations:</b>				
Other equity/marital .....	N/A	(j)	3,220 <sup>i</sup>	N/A
Total .....	N/A	(j)	13,438 <sup>i</sup>	N/A
Total civil .....	N/A	16,677	24,490 <sup>l</sup>	N/A
<b>Criminal<sup>d</sup>:</b>				
<b>Felony/misdemeanor:</b>				
Indictments .....	N/A	3,460	3,369	N/A
Informations .....	N/A	492	429	N/A
Cases brought forward for further orders .....	N/A	--	524	N/A
Total .....	N/A	3,952	4,322	N/A
Appeal .....	N/A	2,905	3,327	N/A
Total criminal .....	N/A	6,857	7,649	N/A
Grand total .....	N/A	25,534	32,139 <sup>l</sup>	N/A

	Trial <sup>d</sup>			Civil and criminal dispositions
	Jury	Non-jury	Total	
<b>Civil:</b>				
Law .....	X	X	X	Guilty plea .....
Equity .....	X	X	X	Not prosed .....
Domestic relations .....	--	X	X	Dismissed .....
Appeal .....	X	X	X	Defaulted .....
Total .....	X	X	X	Other hearings .....
<b>Criminal</b> .....	X	X	X	Other dispositions .....
Grand total .....	480	2,963	3,443	

Boldface headings indicate the classifications used by the CSIM project.

N/A = This case type is handled by the court but the data are not available.

X = The data for this case type are known to be included in the total but were not available by category.

-- = Not available.

<sup>d</sup>Case definition or unit of count:

  A civil case is not counted in the same way throughout the state.

  The criminal case unit of count is not consistent statewide.

  A trial is not counted in the same way throughout the state.

<sup>i</sup>Data are not complete:

  There were an additional 2,009 civil cases disposed that could not be identified by case type. These cases are included in the total civil disposition and grand total disposition figures.

<sup>j</sup>Explanation of data included in the category:

  The equity filing figure also includes domestic relations cases.

<sup>l</sup>Special source or revision in the data:

  Figures so marked were provided by the office of the Director of Administration Services during data verification.

Source: Chairman, Judicial Council, Eighteenth Biennial Report of the Judicial Council of the State of New Hampshire covering periods July 1, 1978-June 30, 1979, and July 1, 1979-June 30, 1980 (Concord, New Hampshire: 1980). Statistics are from the biennial report except that totals have been computed where necessary, and additional information was provided by the office of the Director of Administrative Services during data verification.



NEW HAMPSHIRE DISTRICT COURT  
 Court of limited jurisdiction  
 41 courts: 8 full-time, 35 part-time, and 41 special justices  
 July 1, 1979 to June 31, 1980

	Beginning pending	Filed	Disposed	End pending
<b>Civil<sup>d</sup>:</b>				
<b>Small claims</b> .....	N/A	27,030	N/A	N/A
<b>Real property rights:</b>				
Landlord and tenant .....	N/A	2,115	N/A	N/A
<b>Domestic relations:</b>				
<b>Other domestic relations:</b>				
Domestic violence petitions .....	N/A	370 <sup>i</sup>	N/A	N/A
<b>Extraordinary writ:</b>				
Writs .....	N/A	6,929	N/A	N/A
Total civil .....	N/A	36,444 <sup>i</sup>	N/A	N/A
<b>Criminal<sup>d</sup>:</b>				
<b>Misdemeanor</b> .....	N/A	33,157	N/A	N/A
<b>Preliminary hearing:</b>				
Felonies .....		3,769	N/A	N/A
Total criminal .....	N/A	36,926	N/A	N/A
<b>Traffic:</b>				
<b>Other traffic violation:</b>				
Violations (including traffic violations) .....	N/A	184,959	N/A	N/A
Total traffic .....	N/A	184,959	N/A	N/A
<b>Juvenile:</b>				
<b>Criminal-type offense:</b>				
Delinquent children .....	N/A	6,313	N/A	N/A
<b>Status offense:</b>				
Children in need of supervision .....	N/A	600	N/A	N/A
<b>Non-offense:</b>				
Abused/neglected children .....	N/A	550	N/A	N/A
Total juvenile .....	N/A	7,463	N/A	N/A
Grand total .....	N/A	265,792 <sup>ik</sup>	N/A	N/A

Boldface headings indicate the classifications used by the CS1M project.  
 N/A = This case type is handled by the court, but the data are unavailable.

<sup>d</sup>Case definition or unit of count:  
 A civil case is not counted in the same way throughout the state.  
 The criminal case unit of count is not consistent statewide.

<sup>i</sup>Data are not complete:  
 Domestic violence petition data were supplied by only 18 court locations.

<sup>k</sup>Additional information:  
 Data for twelve court locations were estimated.

Source: Chairman, Judicial Council, Eighteenth Biennial Report of the Judicial Council of the State of New Hampshire covering periods July 1, 1978-June 30, 1979 and July 1, 1979-June 30, 1980 (Concord, New Hampshire: 1980). Statistics are from the biennial report except that totals have been computed where necessary.

NEW HAMPSHIRE MUNICIPAL COURT  
 Court of limited jurisdiction  
 15 courts: 15 part-time and 5 special justices  
 July 1, 1979 to June 30, 1980

	Beginning pending	Filed	Disposed	End pending
<b>Civil<sup>d</sup>:</b>				
<b>Small claims</b> .....	N/A	786	N/A	N/A
<b>Real property rights:</b>				
Landlord and tenant .....	N/A	10	N/A	N/A
<b>Extraordinary writs:</b>				
Writs .....	<u>N/A</u>	<u>2</u>	<u>N/A</u>	<u>N/A</u>
Total civil .....	N/A	798	N/A	N/A
<b>Criminal<sup>d</sup>:</b>				
<b>Misdemeanor</b> .....	N/A	1,016	N/A	N/A
<b>Preliminary hearing:</b>				
Felonies .....	<u>N/A</u>	<u>87</u>	<u>N/A</u>	<u>N/A</u>
Total criminal .....	N/A	1,103	N/A	N/A
<b>Traffic:</b>				
<b>Other traffic violation:</b>				
Violations (including traffic violations) .....	<u>N/A</u>	<u>7,460</u>	<u>N/A</u>	<u>N/A</u>
Total traffic .....	N/A	7,460	N/A	N/A
<b>Juvenile:</b>				
<b>Criminal-type offense:</b>				
Delinquent children .....	N/A	34	N/A	N/A
<b>Status offense:</b>				
Children in need of supervision .....	N/A	10	N/A	N/A
<b>Non-offense:</b>				
Abused/neglected children .....	<u>N/A</u>	<u>2</u>	<u>N/A</u>	<u>N/A</u>
Total juvenile .....	N/A	46	N/A	N/A
Grand total .....	N/A	9,407	N/A	N/A

Boldface headings indicate the classifications used by the CSIM project.  
 N/A = This case type is handled by the court, but the data are unavailable.

<sup>d</sup>Case definition or unit of count:  
 A civil case is not counted in the same way throughout the state.  
 The criminal case unit of count is not consistent statewide.

Source: Chairman, Judicial Council, Eighteenth Biennial Report of the Judicial Council of the State of New Hampshire covering periods July 1, 1978-June 30, 1979, and July 1, 1979-June 30, 1980 (Concord, New Hampshire: 1980). Statistics are from the biennial report except that totals have been computed where necessary.

NEW HAMPSHIRE PROBATE COURT  
 Court of limited jurisdiction  
 10 courts, 10 judges  
 July 1, 1979 to June 30, 1980

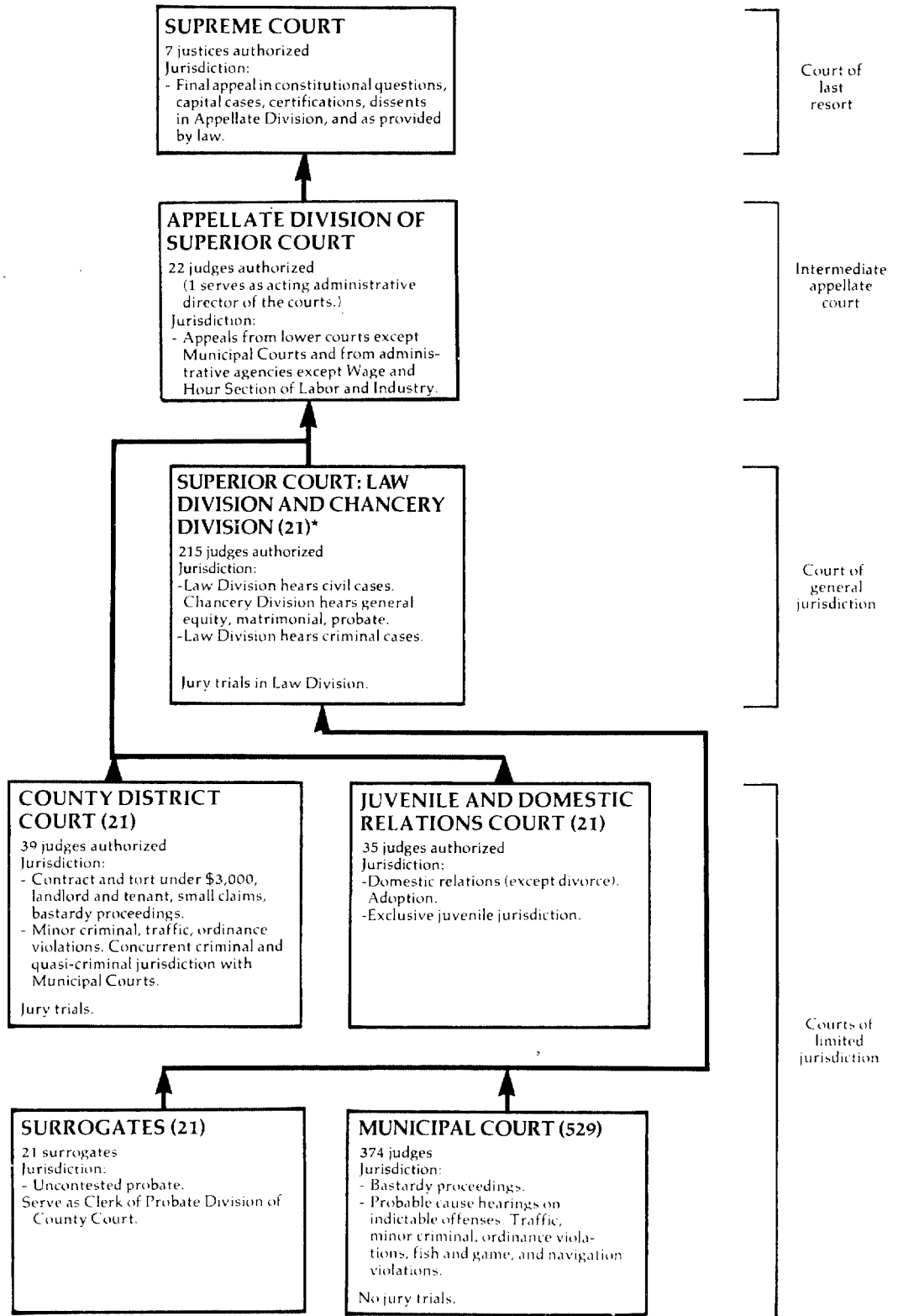
	Beginning pending	Filed	Disposed	End pending
<b>Civil:</b>				
<b>Domestic relations:</b>				
Adoption .....	N/A	717	N/A	N/A
<b>Other domestic relations:</b>				
Marriage waivers granted .....	N/A	1,416	N/A	N/A
Termination of parental rights .....	N/A	96	N/A	N/A
Relinquishment of parental rights .....	N/A	131	N/A	N/A
Other .....	N/A	15	N/A	N/A
Total .....	N/A	1,946	N/A	N/A
Total .....	N/A	2,663	N/A	N/A
<b>Estate:</b>				
<b>Probate/wills/intestate:</b>				
Will allowed .....	N/A	2,976	N/A	N/A
Will authenticity .....	N/A	234	N/A	N/A
Administrations allowed .....	N/A	1,227	N/A	N/A
Voluntary administrations .....	N/A	653	N/A	N/A
Inheritance tax .....	N/A	28	N/A	N/A
Total .....	N/A	5,118	N/A	N/A
<b>Guardianship/conservatorship/trusteeship:</b>				
Guardians appointed .....	N/A	444	N/A	N/A
Conservators appointed .....	N/A	109	N/A	N/A
Trustees appointed .....	N/A	205	N/A	N/A
Accounts allowed .....	N/A	7,156	N/A	N/A
Total .....	N/A	7,914	N/A	N/A
<b>Other estate:</b>				
Death certificate .....	N/A	115	N/A	N/A
Inquisitions .....	N/A	63	N/A	N/A
Total .....	N/A	178	N/A	N/A
Total .....	N/A	13,210	N/A	N/A
<b>Mental health:</b>				
Involuntary commitments .....	N/A	156	N/A	N/A
<b>Other civil:</b>				
Change of name .....	N/A	619	N/A	N/A
Total civil .....	N/A	16,648	N/A	N/A
Grand total .....	N/A	16,648	N/A	N/A

Boldface headings indicate the classifications used by the CSIM project.  
 N/A = This case type is handled by the court, but the data are unavailable.

<sup>d</sup>Case definition or unit of count:  
 A civil case is not counted in the same way throughout the state.

Source: Chairman, Judicial Council, Eighteenth Biennial Report of the Judicial Council of the State of New Hampshire covering periods July 1, 1978-June 30, 1979, and July 1, 1979-June 30, 1980 (Concord, New Hampshire: 1980). Statistics are from the biennial report except that totals have been computed where necessary.

# NEW JERSEY COURT SYSTEM, 1980



↑ Indicates route of appeal.

\* The County Court was merged with the Superior Court on December 7, 1978.

NEW JERSEY SUPREME COURT  
Court of last resort  
7 justices  
September 1, 1979 to August 31, 1980

	Beginning pending	Filed	Disposed	End pending
<b>Cases:</b>				
<b>Appeals:</b>				
<b>Civil:</b>				
Civil categories .....	X	X ( X) <sup>e</sup>	99	X
<b>Criminal</b> .....	X	X ( X) <sup>e</sup>	23	X
<b>Appeals of administrative agency case:</b>				
State agencies or authorities .....	X	X ( X) <sup>e</sup>	40	X
Cases consolidated or disposed before argument .....	X	X ( X) <sup>e</sup>	61	X
<b>Total appeals</b> .....	<u>122</u>	<u>68 (164)<sup>e</sup></u>	<u>223</u>	<u>131</u>
<b>Other cases:</b>				
<b>Original proceedings:</b>				
<b>Disciplinary</b> .....	22	57	54	25
<b>Requests to appeal:</b>				
Petitions for certification .....	307	979	966 (109) <sup>e</sup>	211
Motion for direct certification .....	(j)	(j)	21 ( 37) <sup>e</sup>	(j)
Motions for leave to appeal .....	(j)	(j)	163 ( 18) <sup>e</sup>	(j)
<b>Total</b> .....	<u>307<sup>i</sup></u>	<u>979<sup>i</sup></u>	<u>1,150 (164)<sup>e</sup></u>	<u>2119<sup>i</sup></u>
<b>Total other cases</b> .....	<u>329<sup>i</sup></u>	<u>1,036<sup>i</sup></u>	<u>1,204 (164)<sup>e</sup></u>	<u>2369<sup>i</sup></u>
<b>Total cases</b> .....	<u>451<sup>i</sup></u>	<u>1,104<sup>i</sup>(164)<sup>e</sup></u>	<u>1,427 (164)<sup>e</sup></u>	<u>3679<sup>i</sup></u>
<b>Other proceedings:</b>				
Rehearing requests .....	X	X	36	X
<b>Other matters:</b>				
Motions and other petitions .....	X	X	1,145	X
<b>Total other proceedings</b> .....	<u>183<sup>j</sup></u>	<u>1,353<sup>j</sup></u>	<u>1,109</u>	<u>152<sup>j</sup></u>

Manner of disposition<sup>m</sup>

Written opinion .....	92 <sup>m</sup>
Per curiam .....	18

Disposition of appeals

Affirmed .....	70
Reversed .....	24
Modified .....	18
Reversed and remanded .....	18
Affirmed and reversed in part.....	1
Remanded .....	3
Dismissed after argument .....	3
Dismissed before argument .....	55
Remanded before argument .....	19
Consolidated with certification ..	8
Decided without argument .....	5

Time interval data (months/days)

	Mean	Median
Judgment below to notice of appeal or granting of certification ...	4/15	3/13
Notice of appeal or granting of certification to perfection .....	2/29	2/ 5
Perfection to argument .....	4/ 9	4/10
Argument to decision .....	4/ 9	3/22
Notice of appeal or granting of certification to decision .....	11/12	11/25
Perfection to decision .....	8/14	8/17

Age of pending caseload (8/31/80)

Under 2 months .....	37
2 to 5 months .....	38
5 to 8 months .....	37
8 to 12 months .....	14
12 to 14 months .....	1
14 to 17 months .....	1
17 to 20 months .....	1
Over 20 months .....	2

Status of pending caseload (8/31/80)

Not yet perfected .....	38
Perfected and ready for argument .....	79
Held for further argument .	2
Argued but not decided ....	12

Boldface headings indicate the classifications used by the CSIM project.

N/A = This case type is handled by the court, but the data are unavailable.

X = The data for this case type are known to be included in the total but were not available by category.

<sup>e</sup>Cases not included in the total to avoid double counting:

**Requests to appeal** when granted are not counted as disposed until the resulting **appeal** is disposed, a new filing is not counted for the resulting appeal. These granted **requests to appeal** are the numbers appearing in parentheses.

<sup>9</sup>Change in pending does not equal the difference between filings and dispositions:

Figures are as given in the annual report.

<sup>i</sup>Data are not complete:

Filing and pending data for motions for direct certification and motions for leave to appeal could not be separated from other motions and other petitions data. These numbers are not included in total **requests to appeal**, total other cases, or total cases filed or pending figures.

<sup>j</sup>Explanation of data included in the category:

Filing and pending figures for total other proceedings include motions for direct certification and motions for leave to appeal.

Disposition data for these two categories are available separately and are listed on the appropriate lines under the **requests to appeal** heading above.

<sup>m</sup>Information on disposition type or trial data:

The 92 written opinions and 18 per curiam opinions disposed of 134 **appeals** and 9 **disciplinary** matters.

There were also 13 concurring, 41 dissenting, and 3 concurring in part, dissenting in part opinions written.

Source: Administrative Director of the Courts, Annual Report 1979-80 (Trenton, New Jersey: 1981). Source of case data is available. Statistics are from the annual report except that totals have been computed where necessary.

NEW JERSEY APPELLATE DIVISION OF SUPERIOR COURT  
Intermediate appellate court  
21<sup>c</sup> Judges  
September 1, 1979 to August 31, 1980

	Beginning pending	Filed	Disposed	End pending
<b>Cases:</b>				
<b>Appeals:</b>				
Civil .....	X	2,204 <sup>h</sup>	X	X
Criminal .....	X	1,851	X	X
<b>Appeal of administrative agency case:</b>				
State agencies .....	X	1,030 <sup>j</sup>	X	X
Total appeals .....	5,380 <sup>f</sup>	5,085 <sup>k</sup>	5,431 <sup>k</sup>	5,034
<b>Other cases:</b>				
Original proceedings .....				
Requests to appeal:				
Leave to appeal .....	49 <sup>f</sup>	1,036	1,038	47
Total other cases .....	49 <sup>f</sup>	1,036	1,038	47
Total cases <sup>k</sup> .....	5,429 <sup>f</sup>	6,121	6,469	5,081
<b>Other proceedings:</b>				
Rehearing requests .....	18	190	195	13
Other matters:				
Motions and petitions <sup>j</sup> .....	284 <sup>f</sup>	4,454	4,499	239
Total other proceedings .....	302 <sup>f</sup>	4,644	4,694	252

Manner of disposition

Published opinions .....	214 <sup>m</sup>
Per curiam .....	3,286 <sup>m</sup>
Dismissed (opinion) .....	94
Transfers <sup>m</sup> .....	31
Dismissal/withdrawal .....	1,662

Disposition of appeals

Affirmed .....	2,716
Reversed .....	568
Remanded .....	63
Certifications .....	31
Modified .....	237
Dismissed (opinion) .....	94

Time interval data (months/days)

	Mean	Median
Judgment below to notice of appeal ..	1/13	1/11
Date of appeal to perfected .....	9/09	6/24
Perfected to argued or submitted ...	5/14	5/11
Argued or submitted to decided .....	0/18	0/13
Date of appeal to decided .....	15/09	13/23
Perfected to decided .....	6/01	5/26

Age of pending appeals (8/31/80)

Under 2 months ...	971
2 to 5 months ...	1,150
5 to 8 months ...	872
8 to 12 months ...	874
12 to 14 months ..	455
14 to 17 months ..	319
17 to 20 months ..	174
Over 20 months ...	181

Status of pending caseload (8/31/80)

Not yet perfected .....	2,662
Perfected and ready for calendaring .....	2,333
Submitted but not decided ..	0
Argued but not decided ....	1
Remand on stay .....	38

Boldface headings indicate the classifications used by the CSIM project.

Blank space = Not enough information is known. The case category may or may not be handled by the court.

X = The data for this case type are known to be included in the total but were not available by category.

<sup>c</sup>Judge information:

There are 22 judges authorized in this court, but 1 judge served as the acting administrative director of the courts.

<sup>f</sup>Beginning pending figure for the 1980 court year does not equal the end pending figure for the 1979 court year:

Figures are as given in the annual report. Difference is due to adjustment made by the clerk of the court to the computerized docketing control system.

<sup>h</sup>Figure was computed:

Civil appeals filed were computed by subtracting the number of criminal appeals and appeals of administrative agency cases filed from the number of total appeals filed.

<sup>j</sup>Explanation of data included in the category:

This figure includes 33 criminal appeals from state administrative agencies that are not included under criminal appeals.

<sup>k</sup>Additional information:

Total appeals filed and disposed include 31 certifications by the Supreme Court before calendaring by the Appellate Division.

<sup>m</sup>Information on disposition type or trial data:

There were also 6 concurring and 15 dissenting opinions filed.

Transfers are cases transferred to the Supreme Court by certification.

The 3,500 opinions disposed of 3,738 cases.

Source: Administrative Director of the Courts, Annual Report 1979-80 (Trenton, New Jersey: 1981). Source of case data is available. Statistics are from the annual report except that totals have been computed where necessary.

NEW JERSEY SUPERIOR COURT (LAW DIVISION  
and CHANCERY DIVISION) and COUNTY COURT  
Court of general jurisdiction  
21 counties, 215 judges authorized  
September 1, 1979 to August 31, 1980

	Beginning pending	Filed	Disposed	Defendants	End pending
<b>Civil<sup>d</sup>:</b>					
<b>Tort:</b>					
<b>Auto tort:</b>					
Auto negligence .....	25,291 <sup>f</sup>	20,833	20,528		25,596
<b>Other tort:</b>					
Other--Law Division .....	33,468 <sup>f</sup>	27,232	26,497	--	34,203
Total .....	58,759 <sup>f</sup>	48,065	47,025	--	59,799
Equity .....	3,114 <sup>f</sup>	4,424	4,420	--	3,118
<b>Domestic relations:</b>					
<b>Marriage dissolution:</b>					
Matrimonial <sup>j</sup> .....	7,272 <sup>f</sup>	24,849	26,466	--	5,655
<b>Adoption:</b>					
Adoption (contested) .....	X	53	X	--	X
Adoption (uncontested) .....	0	2,177	2,177	--	0
Total .....	X	2,230	X	--	X
Total .....	7,272 <sup>fi</sup>	27,079	28,643 <sup>i</sup>	--	5,655 <sup>i</sup>
<b>Estate (County Court):</b>					
<b>Probate/wills/intestate:</b>					
Wills and administration .....	X	170	X	--	X
Accounting .....	X	156	X	--	X
Total .....	X	326	X	--	X
<b>Guardianship/conservatorship/trusteeship:</b>					
Appointment of guardians for incompetents .....	0	414	414	--	0
<b>Other estate:</b>					
Other probate matters .....	X	163	X	--	X
Total <sup>j</sup> .....	X	903	X	--	X
Total civil <sup>j</sup> .....	69,145 <sup>f</sup>	80,471	81,048	--	68,568
<b>Criminal<sup>d</sup>:</b>					
<b>Felony:</b>					
Indictments and accusations .....	29,495 <sup>f</sup>	22,980 <sup>k</sup>	23,166	28,882	29,309 <sup>k</sup>
Appeal (County Court) .....	739	2,783	2,828	N/A	694
<b>Extraordinary writ:</b>					
Postconviction relief .....	35 <sup>f</sup>	135	127	N/A	43
Total criminal .....	30,269 <sup>f</sup>	25,898	26,121	N/A	30,046
Grand total .....	99,414 <sup>f</sup>	106,369	107,169	N/A	98,614

	Trial <sup>d</sup>		
	Jury	Non-jury	Total
<b>Civil:</b>			
<b>Tort:</b>			
Auto tort .....	1,294	76	1,370
Other tort .....	1,503	1,426	2,929
Total .....	2,797	1,502	4,299
Equity .....	4	981	985
<b>Domestic relations:</b>			
Marriage dissolution ....	--	10,388	10,388
Adoption .....	--	X	X
Total .....	--	X	X
Estate .....	--	N/A	N/A
Total .....	2,801	12,871 <sup>i</sup>	15,672 <sup>i</sup>
<b>Criminal:</b>			
Felony .....	1,969	434	2,403
Grand total .....	4,770	13,305 <sup>i</sup>	18,075 <sup>i</sup>

	Criminal dispositions	
	Cases	Defendants
<b>Felony:</b>		
<b>Jury trial:</b>		
Conviction .....	1,124	1,355
Acquittal .....	653	803
Guilty or non vult plea ..	138	170
Dismissal .....	52	66
Conditional discharge ....	2	2
<b>Non-jury trial:</b>		
Conviction .....	156	187
Acquittal .....	243	277
Guilty or non vult plea ..	15	17
Dismissal .....	20	27
Conditional discharge ....	0	0
<b>Total trial:</b>		
Conviction .....	1,280	1,542
Acquittal .....	896	1,080
Guilty or non vult plea ..	153	187
Dismissal .....	72	93
Conditional discharge ....	2	2
Guilty or non vult plea without trial .....	12,834	15,890
Dismissal without trial ....	7,833	9,973
Conditional discharge without trial .....	96	115
<b>Extraordinary writ:</b>		
Petition summarily disposed .....	44	N/A
No relief granted .....	78	N/A
Some relief granted .....	5	N/A

(continued on next page)

Civil dispositions

	In court		Settled	Dismissed or dis- continued	Settled, dismissed, or dis- continued	Other
	Contested	Uncontested				
<b>Tort:</b>						
Auto tort .....	--	--	X	X	18,780	378
Other tort .....	--	--	X	X	22,848	720
Total .....	--	--	X	X	41,628	1,098
<b>Equity .....</b>	--	--	1,926	1,102		407
<b>Domestic relations:</b>						
Marriage dissolution .	10,388	15,581	43	451	494	3
Estate .....	N/A	N/A	N/A	N/A	N/A	N/A

Time interval data<sup>n</sup> (month/days)

	Jury			Non-jury			All trial cases		
	Number	Mean	Median	Number	Mean	Median	Number	Mean	Median
<b>Tort:</b>									
<b>Auto tort:</b>									
Complaint to trial.....	183	26/07	25/06	2	21/24	21/24	185	26/06	25/05
<b>Other tort:</b>									
Complaint to trial.....	165	26/20	25/17	117	21/25	21/12	282	24/20	24/05
<b>Total:</b>									
Complaint to trial .....	348	N/A	25/14	119	N/A	21/12	467	N/A	24/13

Time interval data (median days)

	Time to trial		Time to guilty plea	
	Number	Median	Number	Median
<b>Criminal:</b>				
Arrest or summons to indictment .....	96		100	
Indictment or accusation to first plea .....	23		23	
First plea to guilty plea ..	--		93	
First plea to trial beginning .....	145		--	
Total time .....	271		231	
Number of cases .....	282		288	

Age of pending caseload<sup>n</sup> (months)

	Other tort	Auto tort	Equity	Marriage dissolution	Estate <sup>n</sup>	Felony
Under 6 months .....	7,367	5,100	1,317	1,765	153	10,435
6+ to 12 months .....	9,854	7,900	1,094	2,148	47	4,790
12+ to 18 months ....	8,002	6,403	406	1,105	48	2,921
18+ to 24 months ....	4,687	3,683	140	404	(n)	1,902
24+ to 36 months ....	3,269	2,132	98	183	(n)	3,044
Over 36 months .....	401	187	63	50	(n)	6,217

Boldface headings indicate the classifications used by the CSIM project.

N/A = This casetype is handled by the court, but the data are unavailable.

X = The data for this case type are known to be included in the total but were not available by category.

-- = Not applicable.

<sup>d</sup>Case definition or unit of count:

A civil case is counted when it is placed on the calendar (has reached issue).

The criminal case unit of count is the number of informations or indictments.

A jury trial is counted when the first juror is drawn.

A non-jury trial is counted at the point when an opening statement or the introduction of any evidence occurs.

<sup>f</sup>Beginning pending figure for the 1980 court year does not equal the end pending figure for the 1979 court year:

This is because of recoups by the counties resulting from their periodic physical inventories and the discovery of other reporting errors by the counties during the course of the year.

<sup>i</sup>Data are not complete:

Total pending figures for **domestic relations** include pending matrimonial and uncontested adoption cases. They do not include pending contested adoption cases.

Total disposed for **domestic relations** includes matrimonial and uncontested adoption, but not contested adoption cases.

Total civil and grand total trial data do not include estate cases.

<sup>j</sup>Explanation of data included in the category:

Matrimonial includes divorce, maintenance, nullity, **adoption**, custody, matrimonial injunctions, and miscellaneous matrimonial.

Total **civil** figures include data for **adoption** (contested) and **estate** cases which could not be separated into the proper categories. There were 252 of these cases pending at the beginning of the court year, 546 disposed, and 248 pending at the end of the court year.

<sup>k</sup>Additional information:

Of the 22,980 **felony** cases filed, 329 were reopened cases.

Of the 29,309 **felony** cases pending at the end of the court year, 6,091 were listed on inactive status, untriable for reasons beyond the control of the court or prosecutor. These include fugitives, John Does, and defendants incarcerated in another state.

<sup>n</sup>Information on time interval or age of pending caseload data:

Time interval data are for cases in which trials commenced in the Law Division of the Superior Court during March, 1980.

Age of pending data reflect active and inactive cases for **equity**, **marriage dissolution**, **estate**, and **felony** cases.

Age of pending cases data for **auto tort** and **other tort** cases are for active cases only. There were, in addition, 623 inactive **other tort** and 191 inactive **auto tort** cases.

The number of **estate** cases pending over 18 months is included in the 12+ to 18 months category.

Source: Administrative Director of the Courts, Annual Report 1979-80 (Trenton, New Jersey: 1981). Statistics are from the annual report except that totals have been computed where necessary.



NEW JERSEY COUNTY DISTRICT COURT  
 Court of limited jurisdiction  
 21 courts, 39 judges authorized  
 September 1, 1979 to August 31, 1980

	Beginning pending	FiledJ	Disposed	End pending
<b>Civil:</b>				
<b>Tort:</b>				
Auto tort:				
Auto negligence .....	5,023 <sup>f</sup>	14,222	14,873	4,372
Other tort .....	1,729 <sup>f</sup>	4,627	5,186	1,170
Total .....	6,752 <sup>f</sup>	18,849	20,059	5,542
Contract .....	35,494 <sup>f</sup>	175,782	181,752	29,524
Small claimsJ .....	8,315 <sup>f</sup>	44,873	46,458	6,730
<b>Real property rights:</b>				
Tenancy .....	7,942 <sup>f</sup>	114,413	117,452	4,903
Total civil .....	58,503 <sup>f</sup>	353,917	365,721	46,699
<b>Criminal:</b>				
Other criminal:				
CriminalJ .....	N/A	4,248	4,233	N/A
Total criminal .....	N/A	4,248	4,233	N/A
<b>Traffic:</b>				
Parking:				
Parking cases .....	N/A	36,482	21,400	N/A
Other traffic violation:				
Moving traffic cases .....	N/A	31,218	27,957	N/A
Total traffic .....	N/A	67,700	49,357	N/A
Grand total .....	58,503 <sup>fi</sup>	425,865	419,311	46,699 <sup>i</sup>

	Trial <sup>d</sup>			Criminal dispositions		Other criminal
	Jury	Non-jury	Total			
<b>Civil:</b>						
<b>Tort:</b>				Convictions and guilty pleas in open court...		658
Auto tort .....	175	518	693	Violations Bureau .....		1,601
Other tort .....	66	360	426	Dismissed after conditional discharge or pretrial intervention.....		95
Total .....	241	878	1,119	Other dismissals and acquittals.....		527
Contract .....	245	3,924	4,169	Referred to other court.....		2
Small claims .....	4	14,425	14,429	Referred to county prosecutor .....		784
Real property rights ...	0	40,724	40,724			
Total .....	490	59,951	60,441			
<b>Criminal:</b>						
Other criminal .....	--	566	566			
Traffic .....	--	0	0			
Grand total .....	490	60,517	61,007			

	Civil dispositions			Contract	Small claims	Real property rights	Total
	Auto tort	Other tort	Total				
Judgments by default.....	5,512	1,444	6,956	111,775	7,215	13,312	139,258
Settled, dismissed, or discontinued, by dismissal of inactive cases .....	3,207	999	4,206	32,512	6,856	54	43,628
Before trial date.....	2,838	1,078	3,916	18,764	4,657	6,606	33,943
On trial date.....	2,225	1,083	3,308	12,230	11,973	56,681	84,192
Placed on inactive list or transferred ..	398	156	554	2,302	1,328	75	4,259

	Traffic dispositions		
	Parking	Other traffic violation	Total
Convictions and guilty pleas in open court .....	231	3,487	3,718
Violations Bureau .....	21,022	23,195	44,217
Dismissals and acquittals .....	147	1,275	1,422
Transferred to other court .....	0	0	0

	Age of pending caseload months)				
	Under 6 months	6+ to 12 months	12+ to 18 months	18+ to 24 months	Over 24 months
<b>Civil:</b>					
<b>Tort:</b>					
Auto tort .....	3,353	834	119	31	35
Other tort .....	873	225	63	5	4
Total .....	4,226	1,059	182	36	39
Contract .....	27,128	1,852	383	98	63
Small claims .....	6,622	95	10	1	2
Real property rights .....	4,895	6	1	1	0
Total .....	42,871	3,012	576	136	104

	Time interval data <sup>n</sup> (months/days)								
	Jury			Non-jury			Total		
	Number of cases	Mean	Median	Number of cases	Mean	Median	Number of cases	Mean	Median
<b>Complaint to trial:</b>									
<b>Civil:</b>									
<b>Tort:</b>									
<b>Auto tort</b> .....	13	12/17	12/15	46	9/5	7/0	59	9/28	7/19
<b>Other tort</b> .....	4	10/10	10/ 6	28	6/28	5/11	32	7/11	6/2
<b>Total</b> .....	17	--	--	74	--	--	91	--	--
<b>Contract</b> .....	11	10/11	9/ 2	330	7/14	6/17	341	7/17	6/21
<b>Total</b> .....	28	--	10/10	404	--	6/20	432	--	6/25

Boldface headings indicate the classifications used by the CSIM project.  
 N/A = This case type is handled by the court, but the data are unavailable.  
 -- = Not applicable.

- <sup>d</sup>Case definition or unit of count:  
 A civil case is counted with the filing of a petition or complaint.  
 The criminal case unit of count is the number of informations, indictments, or complaints.  
 A jury trial is counted when the first juror is drawn.  
 A non-jury trial is counted at the point when an opening statement or the introduction of any evidence occurs.
- <sup>f</sup>Beginning pending figure for the 1980 court year does not equal the end pending figure for the 1979 court year:  
 Figures are as given in the annual report. This imbalance is caused by adjustments made to caseload data based on physical inventories conducted periodically by each court.
- <sup>i</sup>Data are not complete:  
 Grand total pending figures do not include criminal or traffic cases.
- <sup>j</sup>Explanation of data included in the category:  
 Filed includes all complaints filed or transferred from other courts or counties and inactive complaints restored to calendar.  
 Small claims include auto small claims cases and other small claims.  
 Criminal case complaints include indictable offenses referred to county prosecutors for indictment as well as minor criminal, disorderly persons, ordinance, fish and game, navigation, etc.
- <sup>n</sup>Information on time interval or age of pending caseload data:  
 Time interval data are for all civil cases in which trials commenced during March 1980, excluding small claims and real property rights.

Source: Administrative Director of the Courts, Annual Report 1979-80 (Trenton, New Jersey: 1981). Statistics are from the annual reports except that totals have been computed where necessary.

**NEW JERSEY JUVENILE AND DOMESTIC RELATIONS COURT**  
 Court of limited jurisdiction  
 21 courts, 35 judges authorized  
 September 1, 1979 to August 31, 1980

	Beginning pending	Filed	Disposed	End pending
<b>Civil<sup>d</sup>:</b>				
<b>Domestic relations:</b>				
Domestic relations and reciprocal support .....	7,437 <sup>f</sup>	80,133	80,848	6,722
<b>Total civil</b> .....	7,437 <sup>f</sup>	80,133	80,848	6,722
<b>Juvenile:</b>				
<b>Criminal-type offense:</b>				
Juvenile delinquent complaints .....	14,698 <sup>f</sup>	93,352	95,444	12,606
<b>Status offense:</b>				
Juvenile in need of supervision (JINS) .....	984 <sup>f</sup>	12,126	12,072	1,038
<b>Total juvenile</b> .....	15,082 <sup>f</sup>	105,478	107,516	13,644
<b>Grand total</b> .....	23,119 <sup>f</sup>	185,611	188,364	20,366

Case dispositions<sup>l</sup>

Age of pending caseload (months)

	Number of cases	Age of pending caseload (months)		
		Civil		Juvenile
		Domestic relations	Criminal-type offense	Status offense
<b>Civil:</b>				
<b>Domestic relations</b> .....	66,547			
<b>Hearings</b>				
Other .....	14,301	Under 1 month .....	2,581	3,726
Total .....	80,848	1 to 3 months .....	2,872	5,703
<b>Juvenile:</b>				
Delinquency and JINS hearings ....	57,798 <sup>m</sup>	Over 3 months .....	1,269	3,177
		3+ to 6 months .....	(n)	2,326
		Over 6 months .....	(n)	851
				116

Boldface headings indicate the classifications used by the CSIM project.

- <sup>d</sup>Case definition or unit of count:  
 A civil case is counted with the filing of a petition or complaint.
- <sup>f</sup>Beginning pending figure for the 1980 court year does not equal the end pending figure for the 1979 court year:  
 This is because of recounts by the counties resulting from their periodic physical inventories and the discovery of other reporting errors by the counties during the course of the year.

<sup>l</sup>Special source or revision in the data:

Information on the number of hearings held was provided by the administrative office of the court during data verification.

<sup>m</sup>Information on trial or type of disposition data:

Of the 57,798 hearings held in juvenile cases, representation by counsel was mandatory at 35,367; at the remaining 22,431 it was not.

<sup>n</sup>Information on time interval and age of pending caseload data:

The domestic relations cases pending 3+ to 6 months and over 6 months are included in the over 3 months category.

Source: Administrative Director of the Courts, Annual Report 1979-80 (Trenton, New Jersey: 1981). Statistics are from the annual report except that totals have been computed where necessary, and additional information was supplied by the administrative office of the courts during data verification.

**NEW JERSEY MUNICIPAL COURT**  
**Court of limited jurisdiction**  
**529 courts, 374 judges**  
**September 1, 1979 to August 31, 1980**

	Beginning pending	Filed	Disposed	End pending
<b>Criminal<sup>d</sup>:</b>				
<b>Total criminal:</b>				
Criminal <sup>j</sup> .....	N/A	383,266 <sup>j</sup>	335,473	N/A
Total criminal .....	N/A	383,266 <sup>j</sup>	335,473	N/A
<b>Traffic:</b>				
<b>Parking:</b>				
Parking cases .....	N/A	2,786,007	1,954,623	N/A
<b>Other traffic violation:</b>				
Moving traffic cases .....	N/A	1,304,821	1,185,946	N/A
Total traffic .....	N/A	4,090,828	3,140,569	N/A
Grand total .....	N/A	4,474,094	3,476,042	N/A

Non-jury trial<sup>d</sup>

Criminal (other criminal) ....	2,767
Traffic .....	0
Grand total .....	2,767

Criminal dispositions

Convictions and guilty pleas in open court..	122,912	Other criminal
Violations Bureau .....	25,626	
Dismissal after conditional discharge and pretrial intervention .....	10,075	
Other dismissals and acquittals .....	96,381	
Referred to other court .....	3,589	
Referred to county prosecutor .....	74,123	

Traffic dispositions

	Parking	Other traffic violation	Total
Convictions and guilty pleas in open court..	59,290	309,287	368,577
Violations Bureau .....	1,862,538	806,445	2,668,983
Dismissals and acquittals .....	32,669	69,107	101,776
Referred to other court .....	126	1,107	1,233

Boldface headings indicate the classifications used by the CS1M project.  
 N/A = This case type is handled by the court, but the data are unavailable.

<sup>d</sup>Case definition or unit of count:

The criminal case unit of count is the number of informations, indictments, or complaints.

A non-jury trial is counted at the point when an opening statement or the introduction of any evidence occurs.

<sup>j</sup>Explanation of data included in the category:

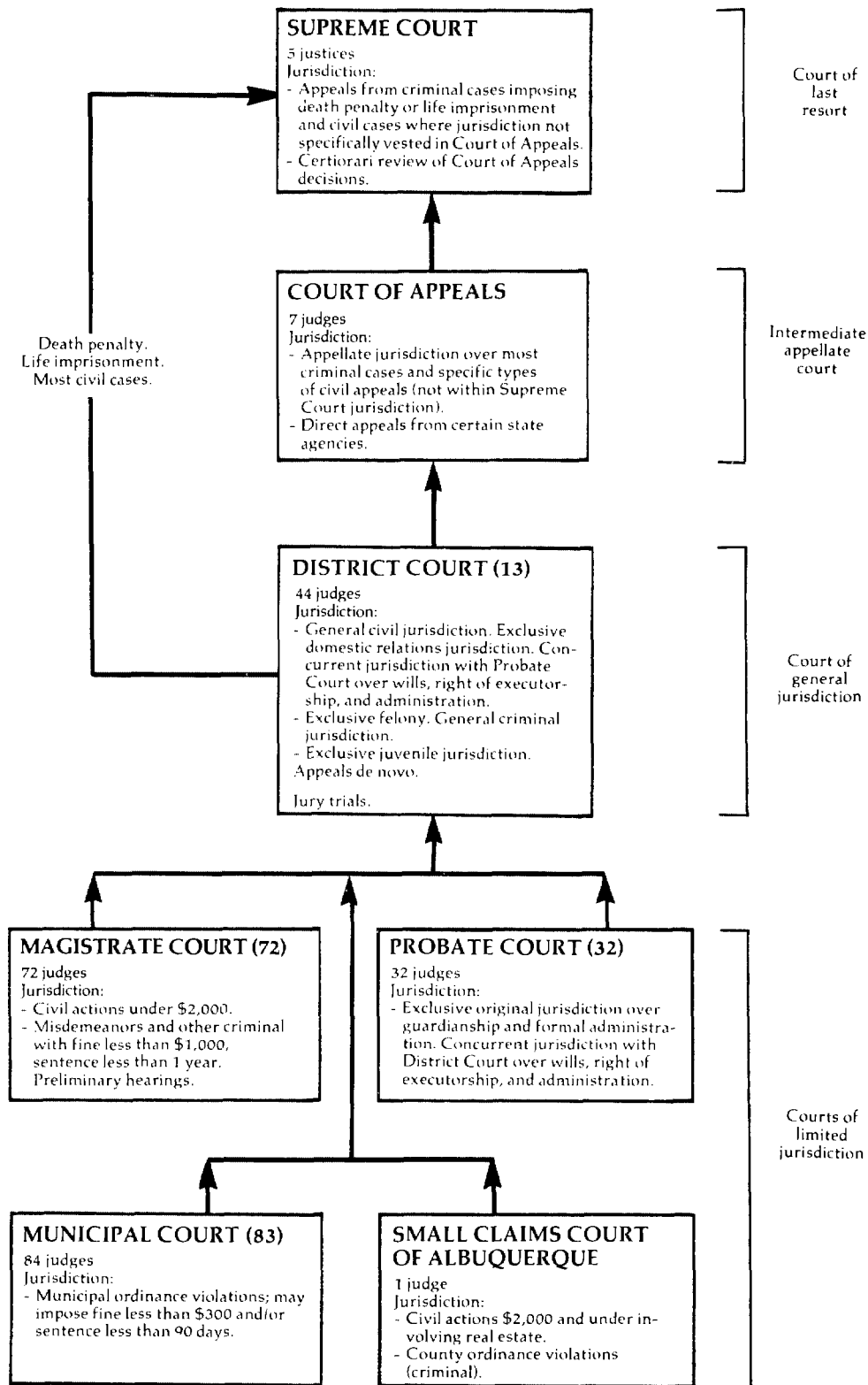
Criminal complaints include indictable offenses referred to county prosecutors for indictment as well as minor criminal, disorderly persons, ordinance, fish and game, navigation, etc., cases.

Source: Proceedings in the Municipal Courts, September 1, 1979-August 31, 1980 (Trenton, New Jersey: 1981). Statistics are from the annual report except that totals have been computed where necessary.

**NEW JERSEY SURROGATES**  
**21 counties, 21 surrogates**  
**September 1, 1979 to August 31, 1980**

No data were supplied for the surrogates because they handle only uncontested probate matters and serve as the clerks of the probate divisions of County Courts.

# NEW MEXICO COURT SYSTEM, 1980



↑ Indicates route of appeal.

NEW MEXICO SUPREME COURT  
Court of last resort  
5 justices  
July 1, 1979 to June 30, 1980<sup>b</sup>

	Beginning pending	Filed	Disposed	End pending
<b>Cases:</b>				
<b>Appeals:</b>				
Civil .....	X	227	X	X
Criminal .....	X	32	X	X
Reinstated cases .....	X	0	X	X
Total appeals .....	X	259	X	X
<b>Other cases:</b>				
<b>Original proceedings:</b>				
Habeas corpus .....	X	14	X	X
Mandamus .....	X	21	X	X
Prohibition .....	X	60	X	X
Removal from corporation commission .....	X	1	X	X
Superintending control .....	X	5	X	X
Rule 32 election challenge .....	X	0	X	X
Quo Warranto .....	X	0	X	X
Criminal contempt .....	X	0	X	X
Other .....	X	4	X	X
Total .....	X	105	X	X
<b>Disciplinary matter:</b>				
Judicial standards commission (removal of judge) .....	X	1	X	X
Suspension of attorneys .....	X	3	X	X
Disciplinary .....	X	1	X	X
Total .....	X	5	X	X
Total .....	X	110	X	X
<b>Requests to appeal:</b>				
Certiorari .....	X	208	X	X
Total other cases .....	X	318	X	X
Total cases .....	118 <sup>f</sup>	577	530	165
<b>Other proceedings:</b>				
<b>Other matters:</b>				
Rule 37 motions <sup>j</sup> .....	0	317	317	0
Rule 41 motions <sup>j</sup> .....	0	0	0	0
Rule 46 motions <sup>j</sup> .....	0	26	26	0
Rule 60 motions <sup>j</sup> .....	0	23	23	0
Total .....	0	366	366	0
Total other proceedings .....	0	366	366	0

Manner of disposition	Disposition of appeals <sup>m</sup>	Time interval data (average days)
Written opinion ... 210	Affirmed ..... 117	From notice of appeal to transcript <sup>n</sup> . 92.0
Per curiam ..... 3	Reversed ..... 66	From transcription to issue ..... 82.4
	Affirmed in part, reversed in part .... 18	From issue to submission ..... 60.1
	Remanded ..... 5	From submission to opinion/decision .. 85.9
	Dismissed with opinion . 2	From issue to opinion/decision ..... 146.4
	Denied petition ..... 0	From transcript to mandate ..... 269.5
	Quashed writ ..... 1	
	Reversed trial court ... 1	
	Set aside contempt citation ..... 1	
	Awarded costs ..... 1	
	Awarded attorneys fees . 1	
	Answered question in the negative ..... 0	

Boldface headings indicate the classifications used by the CSIM project.

X = The data for this case type are known to be included in the total but were not available by category.

-- = Not applicable.

<sup>b</sup>Particular court or reporting system information:

In 1980, the New Mexico court system changed their reporting period from the calendar to the fiscal year.

<sup>f</sup>Beginning pending figure for the 1980 court year does not equal the end pending figure for the 1979 court year:

Between 1979 and 1980, the New Mexico court system changed from the calendar to the fiscal year as the reporting period. As a result, pending figures reported for the end of 1979 and the beginning of 1980 are different.

<sup>j</sup>Explanation of data included in the category:

Rule 37 motions are prosecutors' motions for extension of time in District Court. Rule 34 motions and Rule 44 motions are motions for extension of time in Childrens Court. Rule 41 of the Rules of Criminal Procedure for Magistrates Court is a motion for extension of time.

<sup>m</sup>Categories for disposition type or trial data:

The disposition of appeals types are the results of opinions.

<sup>n</sup>Information on time interval or age of pending caseload data:

No table was prepared on notice of appeal to docketing since counsel only has 30 days to file a skeleton transcript after filing of the notice of appeal.

Source: Judicial Department of the State of New Mexico, Annual Report, July 1, 1979-June 30, 1980 (Santa Fe, New Mexico: 1981). Statistics are from the annual report except that totals have been computed where necessary.

NEW MEXICO COURT OF APPEALS  
Intermediate appellate court  
7 judges  
July 1, 1979 to June 30, 1980

	Beginning pending	Filed	Disposed	End pending
<b>Cases:</b>				
<b>Appeals:</b>				
Civil .....	N/A	237	X	N/A
Criminal and juvenile .....	N/A	295	X	N/A
Appeal of administrative agency case .....	N/A	38	X	N/A
<b>Other appeals:</b>				
Reinstated cases .....	N/A	0	X	N/A
Total appeals .....	N/A	570	578	N/A
<b>Other cases:</b>				
Original proceedings .....				
Requests to appeal .....				
Total other cases .....				
<hr/>				
Total cases .....	N/A	570	578	N/A
<hr/>				
<b>Other proceedings:</b>				
Rehearing requests .....	0	56	56	0
<b>Other matters:</b>				
Motions .....	0	745	745	0
Total other proceedings .....	0	801	801	0

Disposition of appeals

Manner of disposition	Civil and administrative <sup>m</sup>		Criminal and juvenile <sup>m</sup>	Total	Interlocutory appeals <sup>m</sup>	
Formal opinion .....	205	Affirmed .....	106	178	284	--
Memorandum decision .....	238	Reversed .....	65	69	134	--
Transfer .....	14	Dismissed .....	2	7	9	--
By order .....	119	Affirmed in part, reversed in part .....	9	7	16	--
Certification to Supreme Court ...	2	Granted .....	--	--	--	17
		Denied .....	--	--	--	27
		Transferred to Supreme Court ..	--	--	--	1

Time interval data (average days)<sup>n</sup>

	Civil				Administrative agency			Criminal and juvenile			Grand total
	Tort	Inter-locutory appeals	Other	Total	Adminis-trative appeals	Workmen's compen-sation	Total	Summary calendar	Other calendar	Total	
Number of cases .....	53	4	14	71	9	23	32	54	89	143	246
<b>Notice of appeal in district court to decision:</b>											
<b>Notice of appeal in district court to answer brief filed:</b>											
Notice of appeal in district court to transcript filed ....	98.4	34.3	75.8	90.3	43.2	87.6	75.1	--	--	--	85.6 <sup>i</sup>
Transcript filed to brief in chief filed .....	35.5	19.0	30.0	33.5	34.2	35.2	34.9	--	--	--	35.9 <sup>i</sup>
Brief in chief filed to answer brief filed .....	37.2	15.5	34.7	35.5	40.3	30.7	33.4	--	--	--	34.8 <sup>i</sup>
Notice of appeal to answer brief filed .....	171.1	68.8	140.5	159.3	117.7	153.5	143.4	--	132.6	--	144.2 <sup>i</sup>
Answer brief filed to decision .....	157.8	78.0	134.1	148.6	199.3	130.6	149.9	--	99.2	--	125.9 <sup>i</sup>
Notice of appeal to decision .....	328.9	146.8	274.6	307.9	317.0	284.1	293.3	45.2	231.8	161.3	220.8

Boldface headings indicate the classifications used by the CSIM project.  
Blank space = Not enough information is known. The case category may or may not be handled by the court.  
N/A = This case type is handled by the court but the data are unavailable.  
X = The data for this case type are known to be included in the total but were not available by category.  
-- = Not applicable.

<sup>i</sup>Data are not complete:  
Time interval grand total figures for the subcategories under the heading "Notice of appeal in district court to answer brief filed" do not include criminal and juvenile data. Grand total figures for the total time interval from "Notice of appeal in district court to answer brief filed" and for the interval "Answer brief filed to decision" do not include criminal and juvenile summary calendar data.

---

<sup>m</sup>Information on type of disposition and trial data:

Disposition information on interlocutory appeals could not be separated into **civil** and **criminal** categories. These data are not included in the **civil** and **criminal appeals**.

<sup>n</sup>Information on time interval or age of pending data:

Cases included in the time interval chart do not include dismissed, denied, docket and affirm, transferred to/from the Supreme Court, or those cases determined to be atypical as a result of severe problems or delays (e.g. reinstated cases).

Decision to mandate for "other calendar" **criminal** and **juvenile** cases was based on 157 rather than 158 cases. Total **criminal**, **juvenile**, and grand total figures were adjusted to take this into account.

Time interval figures given in the annual report were to the nearest whole number for inclusion in this table.

Source: Judicial Department of the State of New Mexico, Annual Report, July 1, 1979-June 30, 1980 (Santa Fe, New Mexico: 1981). Statistics are from the annual report except that totals have been computed where necessary.

---

NEW MEXICO DISTRICT COURT  
Court of general jurisdiction  
13 districts, 44 judges  
July 1, 1979 to June 30, 1980

	Beginning pending	Filed	Disposed	End pending
<b>Civil<sup>d</sup>:</b>				
Domestic relations .....	X	X	X	X
Other civil .....	X	X	X	X
Total civil .....	27,032 <sup>fh</sup>	45,627	44,999	27,660
<b>Criminal<sup>d</sup>:</b>				
<b>Felony/misdemeanor:</b>				
Criminal .....	2,882 <sup>fh</sup>	5,186	5,467	2,601
Total criminal .....	2,882 <sup>fh</sup>	5,186	5,467	2,601
<b>Juvenile:</b>				
Total juvenile .....	1,752 <sup>fh</sup>	4,403	3,843	2,312
<b>Grand total .....</b>	<b>31,666<sup>fh</sup></b>	<b>55,216</b>	<b>54,309</b>	<b>32,573</b>

Boldface headings indicate the classifications used by the CSIM project.  
X = The data for this case type are known to be included in the total but were not available by category.

<sup>d</sup>Case definition or unit of count:

A civil case is counted with the filing of a petition or complaint.

The criminal case unit of count is the number of defendants on the information, indictment, or complaint.

<sup>f</sup>Beginning pending figure for the 1980 court year does not equal the end pending figure for the 1979 court year:

Figures are as computed from data given in the annual report.

<sup>h</sup>Figure was computed:

Beginning pending figures were calculated using filed, disposed, and end pending data given in the annual report.

Source: Judicial Department, State of New Mexico, Annual Report July 1, 1979-June 30, 1980 (Santa Fe, New Mexico: 1981).  
Statistics are from the annual report except that totals have been computed where necessary.

NEW MEXICO MAGISTRATE COURT  
Court of limited jurisdiction  
72 courts, 72 judges  
January 1, 1980 to December 31, 1980

	Beginning pending	Filed	Disposed	End pending
<b>Civil<sup>d</sup>:</b>				
<b>Law:</b>				
Civil .....	N/A	18,376	N/A	N/A
Total civil .....	N/A	18,376	N/A	N/A
<b>Criminal<sup>d</sup>:</b>				
<b>Misdemeanor:</b>				
Non-traffic .....	N/A	20,844	N/A	N/A
<b>Preliminary hearing:</b>				
Felony .....	N/A	9,884	N/A	N/A
<b>Other criminal:</b>				
Failure to pay penalty assessed .....	N/A	11,531	N/A	N/A
Total criminal .....	N/A	42,259	N/A	N/A
<b>Traffic:</b>				
DWI/DUI .....	N/A	4,186	N/A	N/A
<b>Other traffic violation:</b>				
Traffic .....	N/A	65,741	N/A	N/A
Total traffic .....	N/A	69,927	N/A	N/A
<b>Grand total .....</b>	<b>N/A</b>	<b>130,562</b>	<b>N/A</b>	<b>N/A</b>

Boldface headings indicate the classifications used by the CSIM project.  
N/A = This case type is handled by the court, but the data are unavailable.

<sup>d</sup>Case definition or unit of count:

A civil case is counted with the filing of a petition or complaint.

The criminal case unit of count is the number of indictments or complaints.

Source: Judicial Department, State of New Mexico, Annual Report, July 1, 1979-June 30, 1980 (Santa Fe, New Mexico: 1981).  
Statistics are from the annual report except that totals have been computed where necessary.



NEW MEXICO PROBATE COURT  
Court of limited jurisdiction  
32 courts, 32 judges  
January 1, 1980 to December 31, 1980

There were no data available for cases handled in the Probate Court for 1980.

---

NEW MEXICO MUNICIPAL COURT  
Court of limited jurisdiction  
83 courts, 84 judges  
January 1, 1980 to December 31, 1980

There were no data available for cases handled in the Municipal Court for 1980.

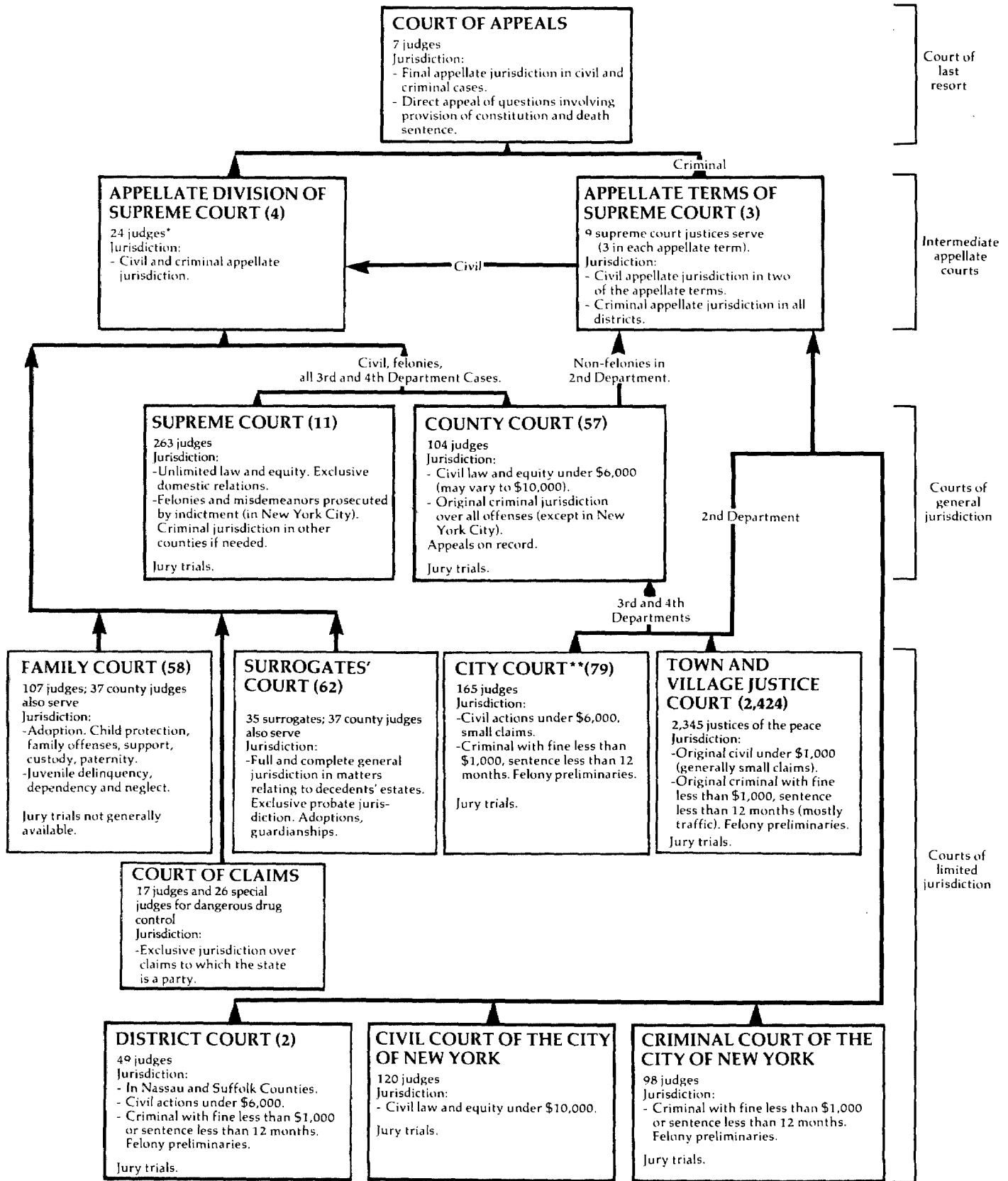
---

SMALL CLAIMS COURT OF ALBUQUERQUE, NEW MEXICO  
Court of limited jurisdiction  
1 court, 1 judge  
January 1, 1980 to December 31, 1980

There were no data available for cases handled in the Small Claims Court for 1980.

---

# NEW YORK COURT SYSTEM, 1980



↑ Indicates route of appeal  
 \*Nine justices and 12 certified retired justices were certified to the Appellate Division of the Supreme Court.  
 \*\*Included are the city courts, justice courts, police courts, and recorder's courts.

NEW YORK COURT OF APPEALS  
Court of last resort  
7 judges  
January 1, 1980 to December 31, 1980

	Beginning pending	Filed	Disposed	End pending
<b>Cases:</b>				
<b>Appeals:</b>				
Civil .....	N/A	X (N/A) <sup>e</sup>	476	N/A
Criminal .....	N/A	X (116) <sup>e</sup>	172	N/A
Total appeals .....	N/A	653 (116) <sup>ei</sup>	648	N/A
<b>Other cases:</b>				
Original proceedings .....			(N/A) <sup>ei</sup>	N/A
<b>Requests to appeal:</b>				
Civil .....	N/A	N/A		N/A
<b>Criminal:</b>				
Application for leave to appeal .....	N/A	1,852	1,591 (116) <sup>e</sup>	N/A
Other motions .....	N/A	N/A	N/A	N/A
Total .....	N/A	1,852 <sup>i</sup>	1,591 (116) <sup>ei</sup>	N/A
Total other cases .....	N/A	1,852 <sup>i</sup>	1,591 <sup>i</sup> (116) <sup>ei</sup>	N/A
<b>Total cases .....</b>	<b>N/A</b>	<b>2,505<sup>i</sup> (116)<sup>ei</sup></b>	<b>2,239<sup>i</sup> (116)<sup>ei</sup></b>	<b>N/A</b>

Manner of disposition <sup>m</sup>	Disposition of appeals		
	Civil	Criminal	Total
Written opinion .....	305	108	413
Per curiam .....	120	55	175
Memorandum .....	35	4	39
	16	5	21
Other .....	0	0	0

Boldface headings indicate the classifications used by the CSIM project.  
Blank space = Not enough information is known. The case category may or may not be handled by the court.  
N/A = This case type is handled by the court, but the data are unavailable.  
X = The data for this case type are known to be included in the total but were not available by category.

<sup>e</sup>Cases not included in the total to avoid double counting:

Applications granted by the court are not counted as a disposition until the resulting appeal is disposed. No filing is counted for the appeal. These granted applications are the numbers appearing in parentheses.

<sup>i</sup>Data are not complete:

Total requests to appeal, total other cases, and total cases filed do not include civil requests to appeal or other motions.

<sup>m</sup>Information on disposition type or trial data:

In addition to the 471 majority opinions, 22 concurring opinions and 99 dissenting opinions were filed.

Source: Chief Administrator of the Courts, Third Annual Report 1981 (New York, New York: 1981). Statistics are from the annual report except that totals have been computed where necessary.

NEW YORK APPELLATE DIVISIONS OF THE SUPREME COURT  
Intermediate appellate court  
4 divisions, 24 judges<sup>c</sup>  
January 1, 1980 to December 31, 1980

	Beginning pending	Filed	Disposed	End pending
<b>Cases:</b>				
<b>Appeals:</b>				
Total appeals .....	N/A	8,630 <sup>j</sup>	9,341 <sup>j</sup>	N/A
<b>Other cases:</b>				
<b>Original proceedings:</b>				
Original jurisdiction .....	N/A	(j)	(j)	N/A
<b>Disciplinary matters:</b>				
Attorney disciplinary proceedings .....	N/A	(j)	105 <sup>j</sup>	N/A
Total .....	N/A	(j)	105 <sup>j</sup>	N/A
Total .....	N/A	(j)	105 <sup>j</sup>	N/A
<b>Requests to appeal .....</b>	<b>N/A</b>	<b>(j)</b>	<b>105<sup>j</sup></b>	<b>N/A</b>
Total other cases .....	N/A	(j)	105 <sup>j</sup>	N/A
<b>Total cases .....</b>	<b>N/A</b>	<b>8,630<sup>i</sup></b>	<b>9,446</b>	<b>N/A</b>
<b>Other proceedings:</b>				
<b>Other matters:</b>				
Motions decided .....	--	--	17,954	--
Total other proceedings .....	--	--	17,954	--

New York Appellate Divisions of the Supreme Court (continued)

Manner of disposition		Disposition of appeals	
Full opinion .....	493	Affirmances .....	6,269
Per curiam .....	78	Reversal not including new trials .....	1,500
Memorandum .....	4,452	Modifications .....	772
		Dismissals .....	395
		New trials .....	157
		Other .....	248

Boldface headings indicate the classifications used by the CSIM project.  
 Blank space = Not enough information is known. The case category may or may not be handled by the court.  
 N/A = This case type is handled by the court, but the data are unavailable.  
 -- = Not applicable.

<sup>c</sup>Judge information:

In addition to the 24 permanently assigned judges, 9 justices and 12 certified retired justices were temporarily assigned to this court during 1980.

<sup>i</sup>Data are not complete:

Total cases filed do not include all original proceedings.

<sup>j</sup>Explanation of data included in the category:

An unknown number of original proceedings are included in total filings and dispositions of appeals.

Source: Chief Administrator of the Courts, Third Annual Report 1981 (New York, New York: 1981). Statistics are from the annual report except that totals have been computed where necessary.

NEW YORK APPELLATE TERMS OF THE SUPREME COURT  
 Intermediate appellate court  
 3 terms, 9 supreme court justices serve<sup>c</sup>  
 January 1, 1980 to December 31, 1980

	Beginning pending	Filed	Disposed	End pending
<b>Cases:</b>				
<b>Appeals:</b>				
Total appeals .....	N/A	2,187	1,574	N/A
<b>Other cases:</b>				
Original proceedings .....				
Requests to appeal .....				
Total other cases .....				
<b>Total cases</b> .....	N/A	2,187	1,574	N/A
<b>Other proceedings:</b>				
<b>Other matters:</b>				
Motions heard or submitted .....	--	--	3,997	--
<b>Total other proceedings</b> .....	--	--	3,997	--

Manner of disposition		Disposition of appeals	
Opinions filed .....	23	Application rejected:	
Per curiam .....	1,018	Discontinued .....	25
Memoranda written, not filed ....	49	Dismissed on calendar call (civil) .....	392
		Dismissed on calendar call (criminal) .....	64
		Remitted .....	5
		Total rejected .....	486
		<b>Decisions rendered:</b>	
		Affirmed .....	540
		Reversed .....	398
		Modified .....	114
		Dismissed, discontinued, withdrawn, remanded ..	36
		Total decisions rendered .....	1,088

Note: Appellate Terms of the Supreme Court hear civil and criminal appeals from the first and second departments. County Courts sitting as appellate courts for the third and fourth departments hear some equivalent criminal appeals; however, data regarding the volume of such cases are not available. For certain criminal cases New York has three intermediate appellate courts when County Courts sitting as appellate courts are counted.

Boldface headings indicate the classifications used by the CSIM project.  
 Blank space = Not enough information is known. The case category may or may not be handled by the court.  
 N/A = This case type is handled by the court, but the data are unavailable.  
 -- = Not applicable.

<sup>c</sup>Judge information:

During 1980, there were three appellate terms sitting with three judges in each term; hence the total of nine judges for 1980.

Source: Chief Administrator of the Courts, Third Annual Report 1981 (New York, New York: 1981). Statistics are from the annual report except that totals have been computed where necessary.

NEW YORK SUPREME COURT AND COUNTY COURT  
 Court of general jurisdiction  
 11 districts, 263<sup>c</sup> justices; 57 counties, 104<sup>c</sup> judges  
 January 1, 1980 to December 31, 1980<sup>j</sup>

	Beginning pending	Filed <sup>j</sup>	Disposed	End pending
<b>Civil<sup>d</sup>:</b>				
<b>Tort:</b>				
<b>Auto tort:</b>				
Motor vehicle .....	X	18,361	25,994	X
<b>Professional tort:</b>				
Medical malpractice .....	X	1,797	1,853	X
<b>Other tort</b> .....	X	13,790	19,989	X
<b>Total</b> .....	X	33,948	47,836	X
<b>Real property rights:</b>				
Condemnation .....	X	194	309	X
<b>Domestic relations:</b>				
<b>Marriage dissolution:</b>				
Contested matrimonial .....	3,868 <sup>fh</sup>	9,715	10,320	3,263
<b>Appeal:</b>				
<b>Appeal of administrative agency case:</b>				
Tax certiorari .....	X	9,135	7,173	X
<b>Other civil:</b>				
All others .....	X	15,217	16,439	X
<b>Total civil</b> .....	65,994 <sup>fh</sup>	68,209	82,077	50,126
<b>Criminal<sup>d</sup>:</b>				
<b>Felony/misdemeanor:</b>				
Indictments--New York City .....	8,918 <sup>i</sup>	19,602	18,628	10,051 <sup>9i</sup>
Indictments--outside New York City .....	N/A	15,424	16,338	N/A
<b>Total</b> .....	8,918 <sup>i</sup>	35,026	34,966	10,051 <sup>9i</sup>
<b>Total criminal</b> .....	8,608 <sup>i</sup>	35,026	34,966	10,051 <sup>9i</sup>
<b>Grand total</b> .....	72,912 <sup>fi</sup>	103,235	117,043	60,177 <sup>i</sup>

	Trial <sup>d</sup>			Criminal (felony/misdemeanor) dispositions		
	Jury	Non-jury	Total	New York City	Outside New York City	Total
<b>Criminal:</b>						
New York City .....	X	X	2,091			
Outside New York City .....	X	X	1,261			
<b>Total</b> .....	X	X	3,352			
				Pleas of guilty:		
				<b>Felony</b> .....		
				12,489	X	X
				<b>Misdemeanor</b> .....		
				683	X	X
				13,172	12,850	26,022
				Trial conviction .....		
				1,566	924	2,490
				Acquittal .....		
				701	330	1,031
				Dismissed .....		
				3,189	2,234	5,423
				Disagreements <sup>m</sup> .....		
				109	49	158
				Mistrials <sup>m</sup> .....		
				195	60	255
				Youths adjudicated as youthful offenders <sup>m</sup> .....		
				1,524	2,584	4,108

Age of pending caseload (average months)

	New York City	Outside New York City
<b>Projected average age:</b>		
<b>Civil:</b>		
Supreme Court .....	7	8
County Court .....	--	5

Boldface headings indicate the classifications used by the CSIM project.

N/A = This case type is handled by the court, but the data are unavailable.

X = The data for this case type are known to be included in the total but were not available by category.

-- = Not applicable.

<sup>c</sup>Judge information:

In addition to the 263 justices regularly assigned to the Supreme Court, 44 certified retired judges also served on this court during 1980.

Of the 104 County Court judges, 9 also serve as surrogates, 9 also serve as Family Court judges, and 28 also serve as both surrogates and Family Court judges.

<sup>d</sup>Case definition or unit of count:

A civil case is counted with the filing of a petition or complaint.

The criminal case unit of count is the number of defendants on the indictment, except in the trial data.

A trial is counted if tried to verdict or decision, which includes mistrials.

<sup>f</sup>Beginning pending figure for the 1980 court year does not equal the end pending figure for the 1979 court year:

Figures are as given in the annual report.

<sup>g</sup>Change in pending does not equal the difference between filings and dispositions:

Figures are as reported in the annual report.

<sup>h</sup>Figure was computed:

Beginning pending figure was calculated from filed, disposed, and end pending data given in the annual report.

<sup>i</sup>Data are not complete:

Pending data for **felony/misdemeanor** indictments--New York City do not include **misdemeanor** cases.  
 Total **criminal** pending and grand total pending figures do not include **misdemeanor** indictments inside New York City  
 or **felony/misdemeanor** indictments outside New York City.

<sup>j</sup>Explanation of data included in the category:

Filed includes new actions, restorations, and transfers into these courts from other courts, plus or minus transfers within the courts.

<sup>m</sup>Information on disposition type or trial data:

The dispositions of disagreements, mistrials and youths adjudicated as youthful offenders are not counted in the disposed data of the profile's top portion.

Source: Chief Administrator of the Courts, Third Annual Report 1981 (New York, New York: 1981). Statistics are from the annual report except that totals have been computed where necessary.

**CRIMINAL COURT OF THE CITY OF NEW YORK**  
**Court of limited jurisdiction**  
**1 court, 98 judges**  
**January 1, 1980 to December 31, 1980**

	Beginning pending	Filed	Disposed	End pending
<b>Criminal<sup>d</sup>:</b>				
<b>Misdemeanor</b> .....	N/A	X	X	
<b>Preliminary hearing:</b>				
<b>Felony</b> .....	N/A	X	X	
<b>Ordinance violation:</b>				
Violations .....	N/A	N/A	N/A	
Non-traffic summons <sup>j</sup> .....	N/A	239,601	N/A	N/A
<b>Total</b> .....	N/A	X	N/A	N/A
<b>Other criminal</b> .....	N/A	X	X	
<b>Total criminal</b> .....	N/A	422,569 <sup>i</sup>	178,333 <sup>i</sup>	
<b>Traffic:</b>				
<b>Other traffic violation:</b>				
Traffic summons .....	N/A	103,296	N/A	N/A
<b>Total traffic</b> .....	N/A	103,296	N/A	N/A
<b>Grand total</b> .....	N/A	525,865 <sup>i</sup>	178,333 <sup>i</sup>	

<b>Criminal<sup>m</sup></b> .....	<u>Trial<sup>d</sup></u>			<u>Criminal dispositions<sup>m</sup></u>	
	Jury	Non-jury	Total		
	X	X	1,053	Pleas of guilty .....	82,466
				Trial conviction <sup>d</sup> .....	458
				Acquittal <sup>d</sup> .....	634
				Referrals to grand jury .....	20,041
				Dismissals .....	64,301
				Other .....	10,433

Boldface headings indicate the classifications used by the CSIM project.

N/A = This case type is handled by the court, but the data are unavailable.

X = The data for this case type are known to be included in the total but were not available by category.

<sup>d</sup>Case definition or unit of count:

The criminal case unit of count for caseload is the number of defendants on the indictment or complaint. Trial data are based on the number of trials, conducted, any one of which may include more than one defendant.

A trial is counted if tried to verdict or decision.

<sup>i</sup>Data are not complete:

Total **criminal** and grand total filing figures do not include violation cases.

Total **criminal** disposition figure does not include **ordinance violations**.

Grand total disposition figure does not include **ordinance violation** or **traffic** cases.

<sup>j</sup>Explanation of data included in the category:

Non-traffic summons includes all "nonarrest cases and arrest cases of peddling" where a desk appearance ticket was issued.

<sup>m</sup>Information on type of disposition or trial data:

Data for **criminal** trial and disposition charts include only **misdemeanor** and **ordinance violation** cases.

Source: Chief Administrator of the Courts, Third Annual Report 1981 (New York, New York: 1981). Statistics are from the annual report except that totals have been computed where necessary.

CIVIL COURT OF THE CITY OF NEW YORK  
 Court of limited jurisdiction  
 1 court, 120 judges  
 January 1, 1980 to December 31, 1980

	Beginning pending	Filed	Disposed	End pending
<b>Civil<sup>d</sup>:</b>				
<b>Tort</b> .....	X	21,693	28,770	X
<b>Contract:</b>				
Commercial .....	X	15,137	15,939	X
<b>Real property rights:</b>				
Housing part actions .....	1,805	4,908	4,139	2,015 <sup>g</sup>
Housing part (summary proceeding) .....	X	101,931	100,628	X
Total .....	X	106,839	104,767	X
<b>Other civil:</b>				
Nonhousing part actions (summary proceeding) .....	X	5,842	5,418	X
<b>Total civil</b> .....	24,898 <sup>f</sup>	149,511	154,894	19,052 <sup>g</sup>
<b>Grand total<sup>k</sup></b> .....	24,898	149,511	154,894	19,052 <sup>g</sup>

	Trial <sup>d</sup>			Civil dispositions			
	Jury	Non-jury	Total	Tort and contract	Real property rights and other civil	Total	
<b>Civil:</b>							
<b>Tort and contract</b> .....	620	1,242	1,862				
<b>Real property rights and other civil</b> .....	47	8,126	8,173				
<b>Total</b> .....	667	9,368	10,035				
<u>Time interval data (average months)</u>							
Projected time from filing of note of issue to disposition <sup>n</sup> .....	4.1						
				Settled, discontinued, or dismissed before trial .....	28,273	75,673	103,946
				Settled or discontinued during trial ..	929	2,233	3,162
				Dismissed during trial .....	92	169	261
				Marked off calendar .....	8,086	805	8,891
				Default judgment (inquest) .....	5,341	593	5,934
				Default (no inquest) .....	--	19,345	19,345
				Inquest by court .....	--	3,154	3,154
				Consent judgment .....	18	21	39
				Referred to referee .....	--	0	0
				Disagreement or mistrial .....	108	19	127

Boldface headings indicate the classifications used by the CSIM project.  
 X = The data for this case type are known to be included in the total but were not available by category.  
 -- = Not applicable.

<sup>d</sup>Case definition or unit of count:

A civil case is counted with the filing of a petition or complaint.

A trial is counted if tried to verdict or decision.

<sup>f</sup>Beginning pending figure for the 1980 court year does not equal the end pending figure for the 1979 court year:

Data are as given in the annual report.

<sup>g</sup>Change in pending does not equal the difference between filings and dispositions:

This is a result of adjustments made by the court.

<sup>k</sup>Additional information:

This court also disposed of 55,495 motions and issued 157,176 orders during the time period.

<sup>n</sup>Information on time interval or age of pending caseload data:

Time interval data are only for **tort**, **contract**, and housing part actions.

Source: Chief Administrator of the Courts, Third Annual Report 1981 (New York, New York: 1981). Statistics are from the annual report except that totals have been computed where necessary.

NEW YORK FAMILY COURT  
 Court of limited jurisdiction  
 58 courts; 107 judges and 37 county judges serve  
 January 1, 1980 to December 31, 1980

	Beginning pending	Filed	Disposed	End pending
<b>Civil:</b>				
Domestic relations:				
Support/custody:				
Custody of minors .....	481fh	14,645	12,454	2,672
Support (non-ADC and ADC) .....	7,176fh	38,074	38,719	6,531
Uniform support of dependent's law .....	308fh	25,553	22,214	3,647
Total .....	7,965fh	78,272	73,387	12,850
Adoption .....	589fh	3,725	2,915	1,399
Other domestic relations:				
Supreme Court referral .....	208fh	1,440	1,338	310
Foster care review .....	817fh	5,028	4,699	1,146
Approval of foster care placement .....	1,537fh	7,431	7,996	972
Physically handicapped .....	0fh	16,464	14,059	1,7609
Family offense .....	2,243fh	21,837	21,820	2,260
Paternity (non-ADC and ADC) .....	9,414fh	28,445	31,894	5,965
Other proceedings .....	1,557fh	3,909	2,991	2,475
Supplementary .....	11,027fh	113,285	107,429	16,883
Total .....	26,803fh	197,839	192,226	31,771
Total .....	35,357fh	279,836	268,528	46,020
Estate:				
Guardianship/conservatorship/trusteeship:				
Guardianship .....	296fh	619	665	250
Mental health:				
Mental defective .....	0h	31	27	39
Total civil .....	35,653fh	280,486	269,220	46,273
<b>Juvenile:</b>				
Criminal-type offense:				
Juvenile delinquency .....	12,836fh	24,539	31,379	5,996
Status offense:				
Person in need of supervision .....	5,910fh	12,833	16,175	2,568
Non-offense:				
Permanent neglect .....	839fh	1,142	1,719	532
Child protective--neglect .....	6,005fh	6,787	10,485	2,307
Child protective--abuse .....	770fh	1,590	1,618	742
Total .....	7,614fh	9,789	13,822	3,581
Other juvenile:				
Consent to marry .....	2fh	387	379	10
Total juvenile .....	26,362fh	47,548	61,755	12,155
Grand total .....	62,015fh	328,034	330,975	58,428

Civil dispositions

	Withdrawn or dismissed
Domestic relations:	
Support/custody .....	25,341
Adoption .....	99
Other domestic relations .....	48,052
Total .....	73,492
Estate:	
Guardianship/conservatorship/trusteeship ..	135
Mental health .....	4
Total .....	73,631

	Time interval data (days) <sup>k</sup>								
	0-7 days	8-14 days	15-21 days	22-30 days	31-90 days	91-180 days	181-365 days	366-730 days	Over 730 days
Juvenile child protective proceedings involving child abuse:									
Filing of petition to initial fact-finding hearing:									
Boys .....	107	22	24	21	116	114	28	16	0
Girls .....	170	41	33	40	172	147	37	18	1
Initial fact-finding hearing to dispositional hearing:									
Boys .....	132	4	13	18	125	78	42	30	6
Girls .....	188	10	20	36	147	132	92	25	9



Boldface headings indicate the classifications used by the CSIM project.

<sup>d</sup>Case definition or unit of count:

A civil case is counted with the filing of a petition or complaint.

<sup>f</sup>Beginning pending figure for the 1980 court year does not equal the end pending figure for the 1979 court year:

Figures are calculated from data given in the annual report.

<sup>g</sup>Change in pending does not equal the difference between filings and dispositions:

The sum of cases listed in the annual report as disposed and end pending was smaller than the number of cases listed as filed.

Therefore 0 was entered as the beginning pending figure for this category.

<sup>h</sup>Figure was computed:

Beginning pending figure was computed from filing, disposed, and end pending data.

<sup>j</sup>Explanation of data included in the category:

The end pending figures include only petitions actively pending at the end of the period.

<sup>k</sup>Additional information:

There were cases involving 103 boys and 131 girls in which no initial fact-finding hearing was held.

Source: Chief Administrator of the Courts, Third Annual Report 1981 (New York, New York: 1981). Statistics are from the annual report except that totals have been computed where necessary.

**NEW YORK DISTRICT COURT AND CITY COURT**  
**Court of limited jurisdiction**  
**2 counties: 2 courts, 49 judges; 61 cities: 79 courts, 165 judges**  
**January 1, 1980 to December 31, 1980**

	Beginning pending	Filed	Disposed	End pending
<b>Civil<sup>d</sup>:</b>				
<b>Law:</b>				
Civil .....	N/A	N/A	64,208	N/A
<b>Small claims</b> .....	N/A	45,276	45,175	N/A
Total civil <sup>i</sup> .....	N/A	45,276 <sup>i</sup>	109,383	N/A
<b>Criminal<sup>d</sup>:</b>				
Total criminal .....	N/A	N/A	144,681	N/A
<b>Traffic:</b>				
<b>Other traffic violation:</b>				
All motor vehicle offenses .....	N/A	N/A	429,166	N/A
Total traffic .....	N/A	N/A	429,166	N/A
<b>Grand total<sup>i</sup></b> .....	N/A	45,276 <sup>i</sup>	683,230	N/A

	Trial <sup>d</sup>		Total
	Jury	Non-jury	
Civil .....	X	X	4,149
Criminal ...	X	X	1,572
Traffic ...	X	X	6,197
Total .....	X	X	11,918

Civil dispositions	
Discontinued .....	14,379
Dismissed .....	7,807
Default .....	25,635
Mistrial .....	155
Other .....	12,238

Criminal dispositions	
	Total
Plea .....	83,347
Dismissal .....	52,475
Conviction .....	829
Acquittal .....	743
Held for grand jury .	4,918
Mistrial .....	28
Other .....	2,369

Traffic dispositions	
Plea .....	253,665
Dismissal .....	158,716
Conviction .....	4,328
Acquittal .....	1,869
Mistrial .....	272
Held for grand jury ...	197
Other .....	10,119

Boldface headings indicate the classifications used by the CSIM project.

N/A = This case type is handled by the court, but the data are unavailable.

X = The data for this case type are known to be included in the total but were not available by category.

<sup>d</sup>Case definition or unit of count:

A civil case is counted with the filing of a petition or complaint.

The criminal case unit of count is the number of defendants on the indictment or complaint.

A trial is counted if tried to decision or verdict.

<sup>i</sup>Data are not complete:

Total civil and grand total filed figures include only small claims cases.

Source: Chief Administrator of the Courts, Third Annual Report 1981 (New York, New York: 1981). Statistics are from the annual report except that totals have been computed where necessary.

**NEW YORK SURROGATES' COURT**  
 Court of limited jurisdiction  
 62 courts; 35 surrogates and 37 county judges serve  
 January 1, 1980 to December 31, 1980

	Beginning pending	Filed	Disposed	End pending
<b>Civil:</b>				
<b>Domestic relations:</b>				
Adoption .....	N/A	N/A	3,039 <sup>k</sup>	N/A
<b>Estate:</b>				
<b>Probate/wills/intestate:</b>				
Probate of wills .....	N/A	41,050	37,670	N/A
Administration proceedings .....	N/A	N/A	22,115	N/A
Accounting proceedings .....	N/A	11,466	7,009	N/A
Total .....	N/A	52,516 <sup>i</sup>	66,794	N/A
<b>Guardianship/conservatorship/trusteeship:</b>				
Guardianship proceedings .....	N/A	N/A	6,668 <sup>k</sup>	N/A
<b>Other estate:</b>				
Other proceedings .....	N/A	N/A	2,538	N/A
Total .....	N/A	52,516 <sup>i</sup>	76,000	N/A
Total civil .....	N/A	52,516 <sup>i</sup>	79,039	N/A
Grand total .....	N/A	52,516 <sup>i</sup>	79,039	N/A

Trial<sup>d</sup>

Civil:	Jury	Non-jury	Total
<b>Probate/wills/intestate:</b>			
Probate of wills .....	X	X	51
Guardianship/conservatorship/trusteeship .....	X	X	67
Other estate .....	X	X	1,044
Total .....	X	X	1,162

  Boldface headings indicate the classifications used by the CSIM project.  
 N/A = This case type is handled by the court, but the data are unavailable.  
 X = The data for this case type are known to be included in the total but were not available by category.

<sup>d</sup>Case definition or unit of count:  
 A civil case is counted with the filing of a petition or complaint.  
 A trial is counted as tried to verdict or decision.

<sup>i</sup>Data are not complete:  
 Probate/wills/intestate, estate, and total civil filed and grand total filed include only probate of wills and accounting proceedings. Dispositions contain data for all categories.

<sup>k</sup>Additional information:  
 The adoption disposed figure includes 67 petitions which were denied, dismissed, or withdrawn. In the remaining 2,972 cases, orders of adoption were granted.  
 The guardianship disposed figure includes 13 letters of guardianship which were denied. The remaining 6,655 letters of guardianship were granted.

Source: Chief Administrator of the Courts, First Annual Report 1981 (New York, New York: 1981). Statistics are from the annual report except that totals have been computed where appropriate.

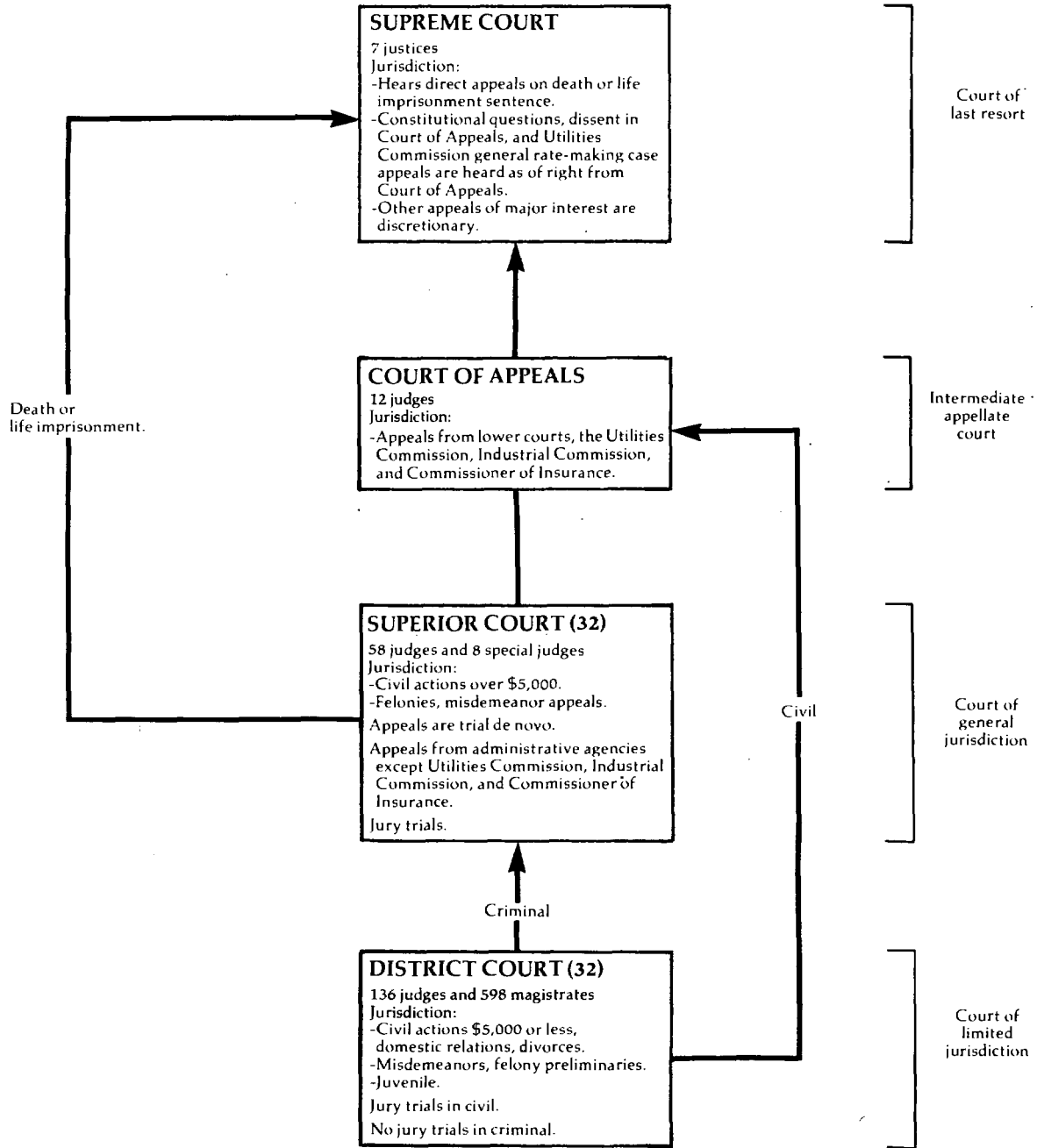
**NEW YORK COURT OF CLAIMS**  
 Court of limited jurisdiction  
 1 court, 17 regular judges and 26 special judges  
 January 1, 1980 to December 31, 1980

There were no data available for cases handled in the Court of Claims for 1980.

**NEW YORK TOWN AND VILLAGE JUSTICE COURT**  
 Court of limited jurisdiction  
 2,424 courts, 2,345 justices of the peace  
 January 1, 1980 to December 31, 1980

There were no data available for cases handled in the Town Court or Village Court during 1980.

# NORTH CAROLINA COURT SYSTEM, 1980



↑ Indicates route of appeal.

NORTH CAROLINA SUPREME COURT  
 Court of last resort  
 7 justices  
 September 5, 1979 to September 4, 1980

	Beginning pending	Filed	Disposed	End pending
<b>Cases:</b>				
<b>Appeals:</b>				
<b>Civil:</b>				
Dissent in Court of Appeals .....	X	38	X	X
Annexation by municipality .....	X	1	X	X
Substantial constitutional question allowed .....	X	( 11)	X	X
Petition for discretionary review of decision of Court of Appeals, allowed .....	X	( 37) <sup>e</sup>	X	X
Petition for discretionary review prior to determination by Court of Appeals, allowed .....	X	( 8) <sup>e</sup>	X	X
Petition for writ of certiorari, allowed .....	X	( 5) <sup>e</sup>	X	X
Other statutory appeals of right .....	X		X	X
Total .....	X	39 ( 61) <sup>e</sup>	X	X
<b>Criminal:</b>				
Life sentence .....	X	96	X	X
Death sentence .....	X	12	X	X
Less than life sentence .....	X	( 1) <sup>e</sup>	X	X
Dissent in Court of Appeals .....	X	7	X	X
Substantial constitutional question allowed .....	X	( 10) <sup>e</sup>	X	X
Petition for discretionary review of decision of Court of Appeals, allowed .....	X	( 9) <sup>e</sup>	X	X
Petition for discretionary review prior to determination by Court of Appeals, allowed .....	X	( 1) <sup>e</sup>	X	X
Petition of writ of certiorari, allowed .....	X	( 6) <sup>e</sup>	X	X
Total .....	X	115 ( 27) <sup>e</sup>	X	X
Total appeals .....	X	154 ( 88) <sup>e</sup>	X	X
<b>Other cases:</b>				
<b>Original proceedings:</b>				
Habeas corpus allowed .....	X	N/A (N/A) <sup>e</sup>	X	X
Supersedeas allowed .....	X	N/A (N/A) <sup>e</sup>	X	X
Mandamus (civil) allowed .....	X	N/A (N/A) <sup>e</sup>	X	X
Mandamus (criminal) allowed .....	X	N/A (N/A) <sup>e</sup>	X	X
Total .....	X	N/A (N/A) <sup>e</sup>	X	X
<b>Disciplinary:</b>				
Board of law examiners .....	X	N/A	X	X
Judicial standards commission .....	X	N/A	X	X
Total .....	X	N/A	X	X
<b>Advisory opinion:</b>				
On mandate from U.S. Supreme Court .....	X	N/A ( 1) <sup>e</sup>	X	X
Total .....	X	N/A (N/A) <sup>e</sup>	X	X
<b>Requests to appeal:</b>				
<b>Civil:</b>				
Substantial constitutional question .....	N/A	N/A	N/A ( 11) <sup>e</sup>	N/A
Discretionary review to review Court of Appeals .....	N/A	282	282 ( 37) <sup>e</sup>	N/A
Discretionary review prior to decision by Court of Appeals .....	N/A	13	13 ( 8) <sup>e</sup>	N/A
Petition for writ of certiorari .....	N/A	49	20 ( 5) <sup>e</sup>	N/A
Total .....	N/A	344 <sup>i</sup>	315 <sup>i</sup> ( 61) <sup>e</sup>	N/A
<b>Criminal:</b>				
Substantial constitutional question .....	N/A	N/A	N/A ( 10) <sup>e</sup>	N/A
Discretionary review to review Court of Appeals .....	N/A	112	112 ( 9) <sup>e</sup>	N/A
Discretionary review prior to decision by Court of Appeals .....	N/A	2	2 ( 1) <sup>e</sup>	N/A
Petition for writ of certiorari .....	N/A	118	118 ( 26) <sup>e</sup>	N/A
Total .....	N/A	231 <sup>i</sup>	232 <sup>i</sup> (	N/A
<b>Other:</b>				
On mandate from U.S. Supreme Court .....	N/A	0	N/A	N/A
Habeas corpus .....	N/A	8	8 (N/A) <sup>e</sup>	N/A
Mandamus .....	N/A	N/A	N/A	N/A
Supersedeas .....	N/A	X	N/A	N/A
Total .....	N/A	21	8 <sup>i</sup>	N/A
Total .....	N/A	597 <sup>i</sup>	555 <sup>i</sup>	N/A
Total other cases .....	N/A	597 <sup>i</sup>	555 <sup>i</sup>	N/A
Total cases .....	19 <sup>i</sup>	751 <sup>i</sup> ( 89) <sup>ei</sup>	355 <sup>i</sup> ( 87) <sup>ei</sup>	24 <sup>i</sup>
<b>Other proceedings:</b>				
<b>Rehearing requests:</b>				
Applications for further review .....	N/A	N/A	49	N/A
<b>Other matters:</b>				
Other motions and petitions acted on .....	N/A	N/A	N/A	N/A
Total other proceedings .....	N/A	N/A	49 <sup>i</sup>	N/A

<u>Disposition of appeals</u>		<u>Manner of disposition</u>		
Opinions:				
Affirmed.....	106			
Reversed.....	49	Opinions rendered .....	<u>Civil</u> 87	<u>Criminal</u> 106
Reversed and remanded .....	22	Cases dismissed or withdrawn .....	X	X
Remanded .....	15			<u>Total</u> 193
Granted .....	0			19
Denied .....	1			
Dismissed, withdrawn, settled .....	19			

Boldface headings indicate the classifications used by the CSIM project.

N/A = This case type is handled by the court, but the data are unavailable.

X = The data for this case type are known to be included in the total but were not available by category.

<sup>e</sup>Cases not included in the total to avoid double counting:

Petitions for discretionary review granted are not counted as disposed until the appeal is disposed; a filing is not counted for the appeal. These granted petitions are the numbers appearing in parentheses. The number of granted petitions appearing in the filed column will usually differ from the number appearing in the disposed column because petitions allowed during one term may not be docketed as appeals until the following term.

<sup>i</sup>Data are not complete:

Pending data for total cases do not include requests to appeal.

Source: Administrative Office of the Court, North Carolina Courts 1979-80 (Raleigh, North Carolina: 1981). Statistics are from the unpublished reports except that totals have been computed where necessary, and corrections were made during data verification.

NORTH CAROLINA COURT OF APPEALS  
Intermediate appellate court  
12 Judges  
January 1, 1980 to December 31, 1980

	Beginning pending	Filed	Disposed	End Pending
<b>Cases:</b>				
<b>Appeals:</b>				
<b>Civil:</b>				
From Superior Court .....	N/A	411 <sup>i</sup>	X	N/A
<b>Criminal:</b>				
From Superior Court .....	N/A	505 <sup>i</sup>	X	N/A
<b>Appeal of administrative agency cases:</b>				
Insurance Commission .....	N/A	2 ( X) <sup>e</sup>	X	N/A
Industrial Commission .....	N/A	35 ( X) <sup>e</sup>	X	N/A
Utilities Commission .....	N/A	6 ( X) <sup>e</sup>	X	N/A
Property Tax Commission .....	N/A	3 ( X) <sup>e</sup>	X	N/A
Total .....	N/A	3 ( X) <sup>e</sup>	X	N/A
<b>Other appeals:</b>				
From District Court .....	N/A	258 ( X) <sup>e</sup>	X	N/A
Total appeals .....	N/A	1,220 (51) <sup>e</sup>	1,293 <sup>j</sup>	N/A
<b>Other cases:</b>				
<b>Original proceedings</b>				
<b>Disciplinary:</b>				
State Bar cases .....	N/A	2	(j)	N/A
<b>Requests to appeal:</b>				
Petitions .....	N/A	508	477 (51) <sup>e</sup>	N/A
Total other cases .....	N/A	510	477 <sup>i</sup> (51) <sup>e</sup>	N/A
Total cases .....	N/A	1,730 (51) <sup>e</sup>	1,770 (51) <sup>e</sup>	N/A
<b>Other proceedings:</b>				
<b>Other matters:</b>				
Motions .....	0	1,096	1,096 <sup>k</sup>	0
Total other proceedings .....	0	1,096	1,096 <sup>k</sup>	0

Manner of disposition

	Appeals	Request to appeal	Motions	Total
<b>Written opinions:</b>				
Affirmed .....	859	X	--	859 <sup>i</sup>
Reversed .....	324	X	--	324 <sup>i</sup>
Affirmed in part/ reversed in part .....	59	X	--	59 <sup>i</sup>
Total .....	1,242	17	--	1,259
<b>Other than opinion:</b>				
Allowed .....	--	51	841	892
Denied .....	--	457	255	712
Remanded .....	--	3	0	3
Total .....	101	511	1,096	1,708

Boldface headings indicate the classifications used by the CSIM project.  
Blank space = Not enough information is known. The case category may or may not be handled by the court.  
N/A = This case type is handled by the court, but the data are unavailable.  
X = The data for this case type are known to be included in the total but were not available by category.  
-- = Not applicable.

<sup>e</sup>Cases not included in the total to avoid double counting:

A petition granted is not counted as disposed until the resulting appeal is disposed; nor is a new filing counted for the resulting appeal. These petitions granted are the numbers appearing in parentheses.

<sup>i</sup>Data are not complete:

**Civil appeals** and **criminal appeal** filed include only cases from the Superior Court. Cases from the District Court could not be divided into these categories.

Total other cases disposed figure does not include State Bar cases disposed.

Total opinions affirmed, reversed, and affirmed in part/reversed in part figures do not include **request to appeal** petitions disposed by opinion.

<sup>j</sup>Explanation of data included in the category:

The number of State Bar cases disposed is included in the number of **appeals** disposed.

<sup>k</sup>Additional information:

Eight hundred-forty-one of the motions were allowed; 255 were denied.

Source: Unpublished report supplied by the Clerk of the Court. Statistics are from the unpublished report except that totals have been computed where necessary.

NORTH CAROLINA SUPERIOR COURT  
 Court of general jurisdiction  
 32 districts, 58 regular and 8 special judges<sup>k</sup>  
 July 1, 1979 to June 30, 1980

	Beginning pending	Filed	Disposed	End pending
<b>Civil<sup>d</sup>:</b>				
<b>Law:</b>				
Civil .....	14,356 <sup>f</sup>	13,075	11,767	15,664
Estate <sup>a</sup> .....	47,957 <sup>f</sup>	34,670	32,093	50,534
<b>Other civil:</b>				
Special proceedings <sup>aj</sup> .....	19,453 <sup>f</sup>	29,830	27,925	21,358
Total civil .....	81,766 <sup>f</sup>	77,575	71,785	87,556
<b>Criminal<sup>d</sup>:</b>				
Felony .....	10,142 <sup>f</sup>	36,830	36,169	10,803
<b>Appeal of trial court case:</b>				
Misdemeanor trial de novo .....	6,858 <sup>f</sup>	24,994	25,047	6,805
Total criminal .....	17,000 <sup>f</sup>	61,824	61,216	17,608
<b>Grand total .....</b>	<b>98,766<sup>f</sup></b>	<b>139,399</b>	<b>133,001</b>	<b>105,164</b>

	Trial <sup>d</sup>		
	Jury	Non-jury	Total
<b>Civil .....</b>	704	4,060	4,764
<b>Criminal:</b>			
Felony .....	2,521	N/A	N/A
Appeal .....	1,547	N/A	N/A
Total .....	4,068	N/A	N/A
<b>Grand total ...</b>	<b>4,772</b>	<b>N/A</b>	<b>N/A</b>

Civil dispositions	
	Law
By clerk .....	1,212
Voluntary dismissal .....	4,655
Other .....	1,136

Criminal dispositions		
	Felony	Appeal
By plea .....	20,466	11,493
Dismissal by district attorney...	11,642	6,472
Speedy trial dismissal .....	40	39
Other .....	1,500	5,496

	Age of pending cases		
	Civil	Felony	Appeal
Under 60 days .....	N/A	4,656	3,250
Under 90 days .....	3,192	N/A	N/A
61 to 120 days .....	N/A	2,511	1,335
91 to 180 days .....	2,312	N/A	N/A
121 to 180 days .....	N/A	1,301	734
181 to 1 year .....	3,481	1,145	818
Over 1 year .....	N/A	1,190	668
1+ to 2 years .....	3,923	N/A	N/A
Over 2 years .....	2,756	N/A	N/A
Mean age (days) .....	441.1	159.1	144.7
Median age (days) .....	297.0	72.6	66.4

	Time from filing to disposition			
	Civil	Felony	Appeal	Total
<b>Cases disposed in:</b>				
Under 60 days .....	N/A	16,107	12,727	28,834
Under 90 days .....	2,759	N/A	N/A	2,759
61 to 120 days .....	N/A	11,321	6,883	18,204
91 to 180 days .....	1,504	N/A	N/A	1,504
121 to 180 days .....	N/A	4,222	2,528	6,750
181 days to 1 year ....	2,439	3,092	2,118	7,649
Over 1 year .....	N/A	1,427	791	2,218
1+ to 2 years .....	3,094	N/A	N/A	3,094
Over 2 years .....	1,971	N/A	N/A	1,971
Mean age .....	419.8	102.9	93.5	N/A
Median age .....	298.3	68.2	59.2	N/A

Boldface headings indicate the classifications used by the CSIM project.  
 N/A = This case type is handled by the court, but the data are unavailable.

<sup>a</sup>Court jurisdiction:

Estate and special proceedings cases were disposed by the clerks of the Superior Court.

<sup>d</sup>Case definition or unit of count:

A civil case is counted with the filing of a petition or complaint.

The criminal case unit of count is not consistent statewide. Cases are counted according to what the courts have in fact treated as cases.

A jury trial is counted when the jury is sworn.

A non-jury trial is counted at the point when an opening statement or the introduction of any evidence occurs.

<sup>f</sup>Beginning pending figure for the 1980 court year does not equal the end pending figure for the 1979 court year:

The difference is due to a change in reporting period from calendar year to fiscal year for the court.

<sup>j</sup>Explanation of data included in the category:

Special proceedings include such matters as petitions in foreclosure, involuntary commitments to mental hospitals, adoptions, condemnations of real property for public purposes, and incompetency of persons to manage their personal financial affairs.

<sup>k</sup>Additional information:

In addition to the judges serving this court, there are also 100 clerks who have the authority to dispose of estate and special proceedings cases that are handled by judges in other states. Data for cases disposed by the clerks of court are included in this profile.

Source: Administrative Office of the Courts, North Carolina Courts, 1979-80 (Raleigh, North Carolina: 1981). Statistics are from the annual report except that totals have been computed where necessary, and revisions were made during data verification by the administrative office of the courts.

**NORTH CAROLINA DISTRICT COURT**  
**Court of limited jurisdiction**  
**32 districts, 136 judges, 598 magistrates**  
**July 1, 1979 to June 30, 1980**

	Beginning pending	Filed	Disposed	End pending
<b>Civil<sup>d</sup>:</b>				
<b>Law:</b>				
General civil .....	X	48,866	48,177	X
Small claims .....	X	207,143	200,339	X
Domestic relations .....	X	59,858	56,883	X
Total civil .....	78,671 <sup>f</sup>	315,867	305,399	89,139
<b>Criminal<sup>d</sup>:</b>				
<b>Other criminal:</b>				
Nonmotor vehicle .....	41,169 <sup>f</sup>	365,516	353,487	53,198
Total criminal .....	41,169 <sup>f</sup>	365,516	353,487	53,198
<b>Traffic:</b>				
<b>Other traffic violation:</b>				
Motor vehicle .....	80,476 <sup>f</sup>	777,264	757,038	100,702
Total traffic .....	80,476 <sup>f</sup>	777,264	757,038	100,702
<b>Juvenile<sup>d</sup>:</b>				
<b>Criminal-type offense:</b>				
Capital .....	N/A	29	X	N/A
Other felony .....	N/A	4,965	X	N/A
Misdemeanor .....	N/A	6,746	X	N/A
Probation violation .....	N/A	1,300	X	N/A
Total .....	N/A	13,040	12,534	N/A
<b>Status offense:</b>				
Truancy .....	N/A	561	X	N/A
Other undisciplined .....	N/A	2,288	X	N/A
Total .....	N/A	2,849	2,914	N/A
<b>Non-offense:</b>				
Dependent .....	N/A	2,256	2,944	N/A
Neglected .....	N/A	2,676	3,984	N/A
Total .....	N/A	4,932	6,928	N/A
Total juvenile .....	N/A	20,821	22,376	N/A
Grand total .....	200,316 <sup>fi</sup>	1,479,468	1,438,300	243,039

	<u>Trial<sup>d</sup></u>				<u>Civil dispositions</u>			
	Jury	Non-jury	By magistrate	Total	Clerk	Small claims	Domestic relations	Total
<b>Civil:</b>								
Law .....	430	15,552	--	15,982	17,195	1,706	708	19,609
Small claims .....	--	--	183,846	183,846	12,148	13,227	3,977	29,352
Domestic relations ..	74	49,685	--	49,759	2,852	1,560	2,439	6,851
Total .....	504	65,237	183,846	249,587				
<b>Criminal</b> .....	--	40,047	88	40,135				
<b>Traffic</b> .....	--	38,007	--	38,007				
Total .....	504	143,291	183,934	327,729				

Time from filing to disposition

	Civil	Criminal	Traffic
Percentage of cases disposed in:			
Under 60 days .....	N/A	298,409	646,027
Under 90 days .....	244,963	N/A	N/A
61 to 120 days .....	N/A	34,793	66,394
91 to 180 days .....	24,667	N/A	N/A
121 to 180 days .....	N/A	8,941	27,076
181 days to 1 year .....	13,409	7,104	13,507
Over 1 year .....	22,360	4,240	4,034
1 to 2 years .....	11,221	N/A	N/A
Over 2 years .....	11,139	N/A	N/A
Average mean time to disposition (days) .....	110.4	40.6	36.7
Average median time to disposition (days) .....	27.0	20.0	21.0

<u>Criminal dispositions</u>			
Plea of guilty .....	129,604		
Preliminary hearing .....	22,163		
Waiver .....	52,187		
Dismissed by district attorney ..	73,929		
Speedy trial dismissal .....	29		
Other .....	35,440		

<u>Traffic dispositions</u>			
Plea of guilty .....	169,810		
Preliminary hearing .....	1,039		
Waiver .....	443,455		
Dismissed by district attorney ...	84,442		
Speedy trial dismissal .....	12		
Other .....	35,440		

	Retained	Dismissed	Total
<u>Juvenile dispositions</u>			
<b>Criminal-type offense</b> ..	9,311	3,223	12,534
<b>Status offense</b> .....	1,725	1,189	2,914
<b>Non-offense:</b>			
Dependent .....	2,301	643	2,944
Neglected .....	3,298	686	3,984
Total .....	5,599	1,329	6,928
Total .....	16,635	5,741	22,376



Age of pending caseload (days)

	<u>Civil</u>	<u>Other criminal</u>	<u>Traffic</u>
Under 60 days .....	N/A	32,162	68,704
Under 90 days .....	37,661	N/A	N/A
61 to 120 days .....	N/A	7,268	14,239
91 to 180 days .....	12,747	N/A	N/A
121 to 180 days .....	N/A	3,831	6,488
181 days to 1 year .....	14,642	3,736	4,981
Over 1 year .....	24,089	6,201	6,290
1 to 2 years .....	15,290	N/A	N/A
Over 2 years .....	8,799	N/A	N/A
Average mean time (days) .....	282.5	148.7	91.2
Average median time (days) ....	133.3	38.4	30.0

Boldface headings indicate the classifications used by the CSIM project.

N/A = This case type is handled by the court, but the data are unavailable.

X = The data for this case type are known to be included in the total but were not available by category.

-- = Not applicable.

<sup>d</sup>Case definition or unit of count:

A civil case is counted with the filing of a petition or complaint.

The criminal case unit of count is not consistent statewide. Cases are counted according to what the courts have in fact treated as cases.

A juvenile filing is an allegation contained in a juvenile petition. Juvenile dispositions are the number of adjudicatory hearings on juvenile petitions. A jury trial is counted when the jury is sworn.

A non-jury trial is counted at the point when an opening statement or the introduction of any evidence occurs.

<sup>f</sup>Beginning pending figures for the 1980 court year do not equal end pending figures for the 1979 court year:

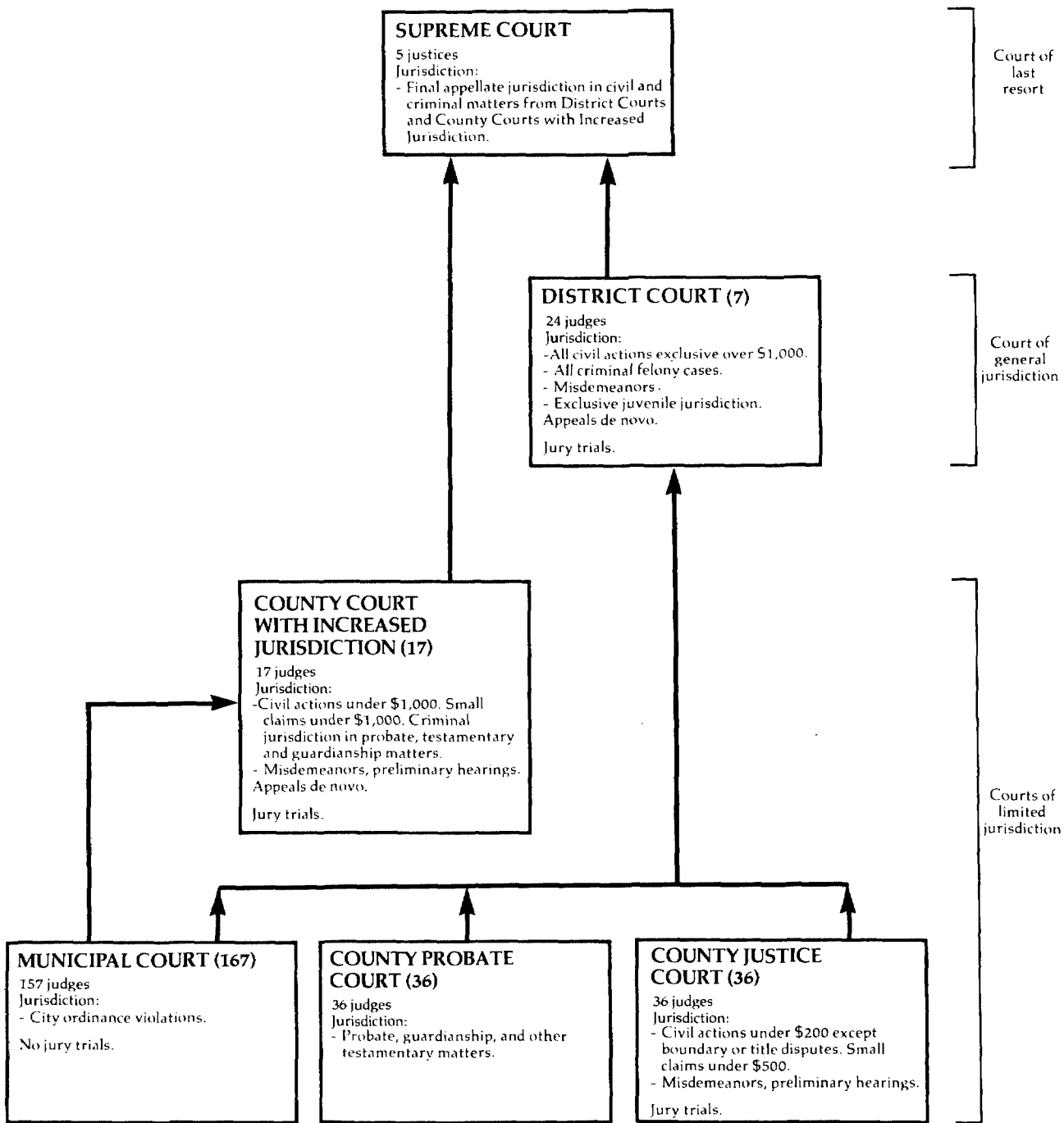
The difference is due to the change from the calendar to the fiscal year for the reporting period of the court.

<sup>i</sup>Data are not complete:

Grand total pending figures do not include **juvenile** cases. Grand total filed and disposed include all categories.

Source: Administrative Office of the Courts, North Carolina Courts, 1979-80 (Raleigh, North Carolina: 1981). Statistics are from the annual report except that totals have been computed where necessary.

# NORTH DAKOTA COURT SYSTEM, 1980



NORTH DAKOTA SUPREME COURT  
 Court of last resort  
 5 justices  
 January 1, 1980 to December 31, 1980

	Beginning pending	Filed <sup>d</sup>	Disposed	End pending
<b>Cases:</b>				
<b>Appeals:</b>				
Civil .....	70	199	174	95
Criminal .....	18	71	59	30
Total appeals .....	88	270	233	125
<b>Other cases:</b>				
<b>Original proceedings:</b>				
<b>Original jurisdiction:</b>				
Habeas corpus, mandamus, prohibition .....	0	15	15	0
<b>Disciplinary matter:</b>				
Disciplinary .....	0	2	2	0
Judicial Qualifications Commission .....	0	0	0	0
Total .....	0	2	2	0
<b>Advisory opinion:</b>				
Certified questions .....	0	0	0	0
Total .....	0	17	17	0
<b>Requests to appeal:</b>				
Certiorari .....	0	0	0	0
Writs requesting original jurisdiction .....	0	7	7	0
Total .....	0	7	7	0
Total other cases .....	0	24	24	0
Total cases .....	88	294	257	125
<b>Other proceedings:</b>				
Rehearing requests .....	N/A	38	38	N/A
Motions .....	N/A	546	546	N/A
Total other proceedings .....	N/A	684	684	N/A

Manner of disposition <sup>m</sup>	Disposition of cases		
	Civil	Criminal	Total
Written opinion .....	172		
By order .....	85		
Affirmed .....	127	51	178
Reversed, reversed and remanded, reversed and modified, etc. ....	47	8	55
Discipline--imposed .....	1	0	1
Discipline--dismissed .....	1	0	1
Original jurisdiction--granted ..	4	2	6
Original jurisdiction--denied ...	10	6	16

Time interval data (average days)	Civil Criminal	
	Civil	Criminal
From filing entry of judgment to notice of appeal .....	49	13
From notice of appeal to decision .....	227 <sup>h</sup>	217 <sup>h</sup>
From notice of appeal to complete record .....	36	53
From complete record to appellant's briefs ....	41	61
From appellant's briefs to appellee's briefs	32	36
From at issue (case ready for calendaring) to hearing .....	41	35
From hearing to decision .....	77	32

Boldface headings indicate the classifications used by the CSIM project.  
 N/A = This case type is handled by the court but the data are unavailable.

<sup>d</sup>Case definition or unit of count:  
 A filing in North Dakota is not reported (for statistical purposes) until the case has been argued before the court; therefore, figures reported are lower than actual court workload.

<sup>h</sup>Figure was computed:  
 Time interval from notice of appeal to decision data were calculated by adding the five categories included in the chart.

<sup>m</sup>Information on disposition type or trial data.  
 Supreme Court opinions in North Dakota are regarded as issued when the opinion is signed and filed with the clerk.

Source: Data were provided by the clerk of the court during data verification. Statistics are from the unpublished data except that totals have been computed where necessary.

NORTH DAKOTA DISTRICT COURT  
 Court of general jurisdiction  
 7 districts, 24 judges  
 January 1, 1980 to December 31, 1980

	Beginning pending	Filed	Disposed	End pending
<b>Civil:</b>				
<b>Tort:</b>				
Other tort:				
Damages .....	X	773 <sup>1</sup>	779 <sup>1</sup>	X
<b>Contract:</b>				
Collection action .....	X	4,179 <sup>1</sup>	3,969 <sup>1</sup>	X
<b>Real property rights:</b>				
Real estate matter .....	X	735 <sup>1</sup>	775 <sup>1</sup>	X
<b>Domestic relations:</b>				
<b>Marriage dissolution:</b>				
Divorce .....	X	2,596 <sup>1</sup>	2,528 <sup>1</sup>	X
<b>Support/custody:</b>				
Support proceedings .....	X	2,031 <sup>1</sup>	1,919 <sup>1</sup>	X
Adoption .....	X	440 <sup>1</sup>	424 <sup>1</sup>	X
<b>Other domestic relations:</b>				
Termination of parental rights .....	N/A	69 <sup>1</sup>	69 <sup>1</sup>	N/A
Total .....	X	3,136 <sup>1</sup>	4,940 <sup>1</sup>	X
<b>Estate:</b>				
<b>Guardianship/conservatorship/trusteeship:</b>				
Trusts .....	N/A	49 <sup>1</sup>	17 <sup>1</sup>	N/A
<b>Appeals:</b>				
<b>Appeal of administrative agency case:</b>				
Appeal administrative hearing .....	X	133 <sup>1</sup>	102 <sup>1</sup>	X
<b>Appeal of trial court case:</b>				
Appeal other .....	X	105 <sup>1</sup>	103 <sup>1</sup>	X
Total .....	X	238 <sup>1</sup>	205 <sup>1</sup>	X
<b>Extraordinary writ:</b>				
Special remedy .....	X	95 <sup>1</sup>	87 <sup>1</sup>	X
Other civil .....	X	750 <sup>1</sup>	755 <sup>1</sup>	X
Total civil .....	5,034 <sup>ff</sup>	11,955	11,527	5,462 <sup>g</sup>
<b>Criminal:</b>				
<b>Felony:</b>				
Felony A .....	X	38 <sup>1</sup>	43 <sup>1</sup>	X
Felony B .....	X	171 <sup>1</sup>	160 <sup>1</sup>	X
Felony C .....	X	1,018 <sup>1</sup>	993 <sup>1</sup>	X
Total .....	X	1,227 <sup>1</sup>	1,196 <sup>1</sup>	X
<b>Misdemeanor:</b>				
Misdemeanor A .....	X	20 <sup>1</sup>	17 <sup>1</sup>	X
Misdemeanor B .....	X	9 <sup>1</sup>	4 <sup>1</sup>	X
Total .....	X	29 <sup>1</sup>	21 <sup>1</sup>	X
Appeal .....	X	21 <sup>1</sup>	40 <sup>1</sup>	X
<b>Extraordinary writ:</b>				
Special remedy .....	X	14 <sup>1</sup>	15 <sup>1</sup>	X
Other criminal .....	X	51 <sup>1</sup>	56 <sup>1</sup>	X
Total criminal .....	282	1,342	1,328	296
<b>Traffic:</b>				
<b>Other traffic violation:</b>				
Juvenile traffic offenses .....	N/A	510	510 <sup>1</sup>	N/A
Total .....	N/A			N/A
Total traffic .....	N/A	510	510	N/A
<b>Juvenile:</b>				
<b>Criminal-type offense:</b>				
Delinquency .....	N/A	2,959	X	N/A
<b>Status offense:</b>				
Unruly .....	N/A	2,271	X	N/A
<b>Non-offense:</b>				
Deprivation .....	N/A	446	X	N/A
<b>Other juvenile:</b>				
Other special proceedings .....	N/A	22	X	N/A
Total juvenile .....	N/A	5,698	6,581 <sup>1</sup>	N/A
Grand total .....	5,316 <sup>ff</sup>	19,505	19,946	5,758 <sup>i</sup>

Trial<sup>d</sup>

Age of pending caseload<sup>l</sup>

	Jury	Non-jury	Total
Civil .....	615	1,011	1,626
Criminal .....	58	250	308
Total .....	673	1,261	1,934

	Cases
Civil <sup>n</sup> over 18 months .....	836
Criminal and traffic over 120 days .	139

Boldface headings indicate the classifications used by the CSIM project.  
 N/A = This case type is handled by the court, but the data are unavailable.  
 X = The data for this case type are known to be included in the total but were not available by category.

<sup>d</sup>Case definition or unit of count:

- A civil case is counted at the filing of a petition or complaint.
- The criminal case unit of count is the case number assigned to the information or indictment.
- The juvenile case unit of count is the number of referrals.
- A jury trial is counted if tried to verdict.
- A non-jury trial is counted when contested.

<sup>f</sup>Beginning pending figure for the 1980 court year does not equal the end pending figure for the 1979 court year:

Figure is as calculated from data given in the annual report and supplied by the administrative office of the court.

<sup>h</sup>Figure was computed:

Beginning pending data were computed from filing and dispositions given in the annual report and end pending data supplied by the administrative office of the court during data verification.

<sup>i</sup>Data are not complete:

- Pending figures for total civil cases do not include **other domestic relations** or **estate** cases data.
- Grand total pending figures do not include **other domestic relations**, **estate**, juvenile traffic offenses, or **juvenile** data.

<sup>l</sup>Special source or revision in the data:

Breakdown of filing and dispositions into most case types and all trial and age of pending cases data were supplied by the administrative office of the court during data verification.

<sup>n</sup>Information on time interval or age of pending caseload data:

Trust cases pending are not included in the civil age of pending caseload data.

Source: North Dakota Judicial Council, Annual Report, 1980 (Bismarck, North Dakota). Statistics are from the annual report except that totals have been computed where necessary, and additional data were supplied by the administrative office of the court during data verification.

**NORTH DAKOTA COUNTY COURT WITH INCREASED JURISDICTION**  
 Court of limited jurisdiction  
 17 counties, 17 judges  
 January 1, 1980 to December 31, 1980

	Beginning pending	Filed	Disposed	End pending
<b>Civil<sup>d</sup>:</b>				
<b>Small claims</b> .....	X	5,697	5,479	X
<b>Estate:</b>				
<b>Probate/wills/intestate:</b>				
Probate .....	X	1,710	1,492	X
<b>Guardianship/conservatorship/trusteeship:</b>				
Guardianship/conservatorship .....	X	109	46	X
Total .....	X	1,819	1,538	X
<b>Mental health:</b>				
Mental health hearings held .....	N/A	816 <sup>1</sup>	816	N/A
<b>Other civil</b> .....	X	2,304	2,314	X
Total civil .....	6,542 <sup>1</sup>	10,636	10,147	7,031 <sup>1</sup>
<b>Criminal<sup>d</sup>:</b>				
<b>Misdemeanor</b> .....	X	11,281	11,970	X
<b>Preliminary hearing:</b>				
Felony .....	X	1,369	1,395	X
Total criminal .....	3,106	12,650	13,365	2,391
<b>Traffic:</b>				
<b>Other traffic violation:</b>				
Noncriminal traffic .....	N/A	65,173 <sup>1</sup>	65,173	N/A
Total traffic .....	N/A	65,173	65,173	N/A
Grand total .....	9,648 <sup>1</sup>	88,459	88,685	9,422 <sup>1</sup>

Traffic dispositions

	<u>Other traffic violation</u>
Convictions .....	64,300
Acquittals .....	367
Dismissals .....	6

Boldface headings indicate the classifications used by the CSIM project.  
 N/A = This case type is handled by the court, but the data are unavailable.

<sup>d</sup>Case definition or unit of count:

- A civil case is counted with the filing of a petition or complaint.
- The criminal case unit of count is the case number assigned to the information, indictment, or complaint.

<sup>i</sup>Data are not complete:

- Total civil filed and pending figures do not include **mental health** cases.
- Grand total filed and pending figures do not include **mental health** or **traffic** cases.

<sup>l</sup>Special source or revision in the data:

These figures were supplied or corrected by the administrative office of the court during data verification.

North Dakota County Court with Increased Jurisdiction (continued)

Source: North Dakota Judicial Council, Annual Report, 1980 (Bismarck, North Dakota). Statistics are from the annual report except that totals have been computed where necessary, and additions and corrections were supplied by the administrative office of the court during data verification.

**NORTH DAKOTA MUNICIPAL COURT**  
 Court of limited jurisdiction  
 167 municipalities, 157 judges  
 January 1, 1980 to December 31, 1980

	Beginning pending	Filed	Disposed	End pending
<b>Traffic:</b>				
<b>Other traffic violation:</b>				
Criminal traffic .....	N/A	N/A	4,279	N/A
Noncriminal traffic .....	N/A	N/A	48,323	N/A
Total .....	N/A	N/A	52,602	N/A
Total traffic .....	N/A	N/A	52,602	N/A
Grand total .....	N/A	N/A	52,602	N/A

**Traffic dispositions**

Non-jury trial <sup>d</sup> :	Other traffic violation		
	Criminal	Noncriminal	Total
Convictions .....	4,022	47,362	51,384
Acquittals .....	230	870	1,100
Dismissals .....	27	91	118

Boldface headings indicate the classifications used by the CSIM project.  
 N/A = This case type is handled by the court, but the data are unavailable.

<sup>d</sup>Case definition or unit of count:  
 A trial is counted if tried to verdict.

Source: North Dakota Judicial Council, Annual Report, 1980 (Bismarck, North Dakota). Statistics are from the annual report except that totals have been computed where necessary.

**NORTH DAKOTA COUNTY PROBATE COURT**  
 Court of limited jurisdiction  
 36 counties, 36 judges  
 January 1, 1980 to December 31, 1980

	Beginning pending	Filed	Disposed	End pending
<b>Civil:</b>				
<b>Estate:</b>				
<b>Probate/wills/intestate:</b>				
Probate .....	X	1,366	1,221	X
<b>Guardianship/conservatorship/trusteeship:</b>				
Guardianship/conservatorship .....	X	87	42	X
Total .....	<b>3,803</b>	<b>1,453</b>	<b>1,263</b>	<b>3,993</b>
Total civil .....	3,803	1,453	1,263	3,993
Grand total .....	3,803	1,453	1,263	3,993

Boldface headings indicate the classifications used by the CSIM project.  
 N/A = This case type is handled by the court, but the data are unavailable.

<sup>d</sup>Case definition or unit of count:  
 A civil case is counted with the filing of a petition or complaint.

Source: North Dakota Judicial Council, Annual Report, 1980 (Bismarck, North Dakota). Statistics are from the annual report except that totals have been computed where necessary.

NORTH DAKOTA COUNTY JUSTICE COURT  
 Court of limited jurisdiction  
 36 counties, 36 judges  
 January 1, 1980 to December 31, 1980

	Beginning pending	Filed	Disposed	End pending
<b>Civil<sup>d</sup>:</b>				
Small claims .....	X	1,226	1,150	X
Mental health:				
Mental health hearings .....	N/A	N/A	63	N/A
Other civil .....	X	9	7	X
Total civil .....	87 <sup>i</sup>	1,235	1,220	165 <sup>i</sup>
<b>Criminal<sup>d</sup>:</b>				
Misdemeanor .....	X	3,023	3,052	X
Preliminary hearing:				
Felony .....	X	224	203	X
Total criminal .....	1,093	3,247	3,255	1,085
<b>Traffic:</b>				
Other traffic violation:				
Noncriminal traffic .....	N/A	N/A	26,763	N/A
Total traffic .....	N/A	N/A	26,763	N/A
Grand total.....	1,180 <sup>i</sup>	4,482 <sup>i</sup>	31,238	1,250 <sup>i</sup>

<u>Traffic dispositions</u>	
	<u>Other traffic violation</u>
Convictions .....	26,587
Acquittals .....	165
Dismissals .....	11

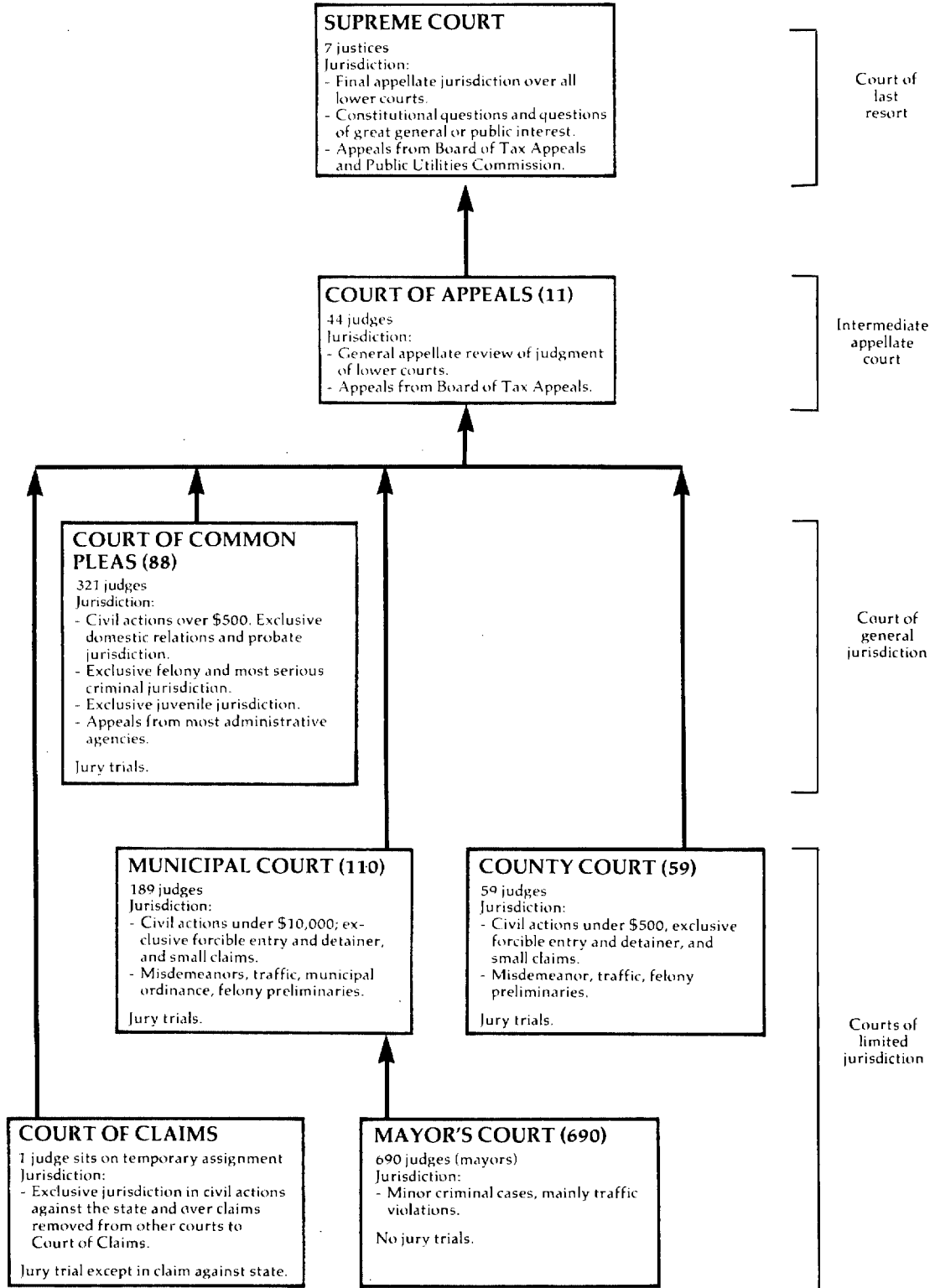
Boldface headings indicate the classifications used by the CSIM project.  
 N/A = This case type is handled by the court, but the data are unavailable.

<sup>d</sup>Case definition or unit of count:  
 A civil case is counted with the filing of a petition or complaint.  
 The criminal case unit of count is the case number assigned to the information, indictment, or complaint.

<sup>i</sup>Data are not complete:  
 Civil total filed and pending figures do not include mental health cases.  
 Grand total filing and pending figures do not include mental health or traffic cases.

Source: North Dakota Judicial Council, Annual Report, 1980 (Bismarck, North Dakota). Statistics are from the annual report except that totals have been computed where necessary.

# OHIO COURT SYSTEM, 1980



↑ Indicates route of appeal.



OHIO SUPREME COURT  
Court of last resort  
7 justices  
January 1, 1980 to December 31, 1980

	Beginning pending	Filed	Disposed	End pending
<b>Cases:</b>				
<b>Appeals:</b>				
Pursuant to allowance .....	N/A	(168) <sup>e</sup>	190	N/A
Originating in Court of Appeals .....	N/A	53	70	N/A
Conflict .....	N/A	15	20	N/A
Capital punishment .....	N/A	0	0	N/A
<b>Appeal of administrative agency case:</b>				
Tax .....	N/A	27	34	N/A
P.U.C.O. ....	N/A	22	25	N/A
Total .....	N/A	49	59	N/A
Total appeals .....	N/A	117 (168) <sup>e</sup>	339	N/A
<b>Other cases:</b>				
<b>Original proceedings:</b>				
<b>Original jurisdiction:</b>				
Habeas corpus .....	N/A	29	29	N/A
Other original actions .....	N/A	129	112	N/A
Power sitting committee .....	N/A	0	1	N/A
Total .....	N/A	158	142	N/A
<b>Disciplinary</b> .....	N/A	24	26	N/A
Total .....	N/A	182	168	N/A
<b>Requests to appeal:</b>				
Motion for leave to appeal .....	N/A	684	592 (35) <sup>e</sup>	N/A
Motion to certify .....	N/A	881	748 (133) <sup>e</sup>	N/A
Total .....	N/A	1,565	1,340 (168) <sup>e</sup>	N/A
Total other cases .....	N/A	1,747	1,508 (168) <sup>e</sup>	N/A
<b>Total cases</b> .....	N/A	1,864 (168) <sup>e</sup>	1,847 (168) <sup>e</sup>	N/A

Boldface headings indicate the classifications used by the CSIM project.

N/A = This case type is handled by the court, but the data are unavailable.

<sup>e</sup>Cases not included in the total to avoid double counting:

Motions to certify and motions for leave to appeal that have been granted are not counted as disposed until the appeal is disposed; a filing is not counted for the resulting appeal. These granted motions are the numbers appearing in parentheses.

Source: Office of the Administrative Director, Ohio Courts Summary 1980 (Columbus, Ohio). Statistics are from the annual report except that totals have been computed where necessary.

OHIO COURT OF APPEALS  
Intermediate appellate court  
11 districts, 44 judges  
January 1, 1980 to December 31, 1980

	Beginning pending	Filed	Disposed	End pending
<b>Cases:</b>				
<b>Appeals:</b>				
Civil .....	2,750 <sup>f</sup>	5,013	4,918	2,8469
Criminal .....	1,900 <sup>f</sup>	3,284	3,077	2,0979
Total appeals .....	4,650 <sup>f</sup>	8,297	7,995	4,9439
<b>Other cases:</b>				
<b>Original proceedings:</b>				
Miscellaneous <sup>j</sup> .....	259 <sup>f</sup>	683	594	3479
Total other cases .....	259 <sup>f</sup>	683	594	3479
<b>Total cases</b> .....	4,909	8,980	8,589	5,2909

Manner of disposition

	Civil appeals	Criminal appeals	Miscellaneous <sup>j</sup>	Total
Full opinion .....	2,463	1,635	222	4,320
Per curiam .....	690	678	125	1,493
Dismissal .....	1,765	764	247	2,776

(continued on next page)

Ohio Court of Appeals (continued)

---

Boldface headings indicate the classifications used by the CSIM project.

f Beginning pending figure for the 1980 court year does not equal the end pending figure for the 1979 court year:  
Figures are as given in the annual report.

9 Change in pending does not equal the difference between filings and dispositions:  
Figures are as reported in the annual report.

J Explanation of data included in the category:

Miscellaneous cases include habeas corpus, original actions, **appeals of administrative agency cases**, and **appeals from the Court of Claims**.

Source: Office of the Administrative Director, Ohio Courts Summary 1980 (Columbus, Ohio). Statistics are from the annual report except that totals have been computed where necessary.

---

OHIO COURT OF COMMON PLEAS  
 Court of general jurisdiction  
 88 counties, 321 judges  
 January 1, 1980 to December 31, 1980

	Beginning pending	Filed	Disposed	End pending
<b>Civil:</b>				
<b>Tort:</b>				
<b>Other tort:</b>				
Personal injury .....	23,010 <sup>f</sup>	20,752	21,003	22,759
Wrongful death .....	N/A	646	565	N/A
<b>Total .....</b>	<b>23,010<sup>fi</sup></b>	<b>21,398</b>	<b>21,568</b>	<b>22,759<sup>i</sup></b>
<b>Domestic relations:</b>				
Adoption .....	N/A	6,711	6,635	N/A
<b>Other domestic relations:</b>				
Domestic relations .....	26,751 <sup>f</sup>	87,734	86,736	27,749
Birth records .....	N/A	2,697	2,689	N/A
<b>Total .....</b>	<b>26,751<sup>fi</sup></b>	<b>90,431</b>	<b>89,425</b>	<b>27,749<sup>9i</sup></b>
<b>Total .....</b>	<b>26,751<sup>fi</sup></b>	<b>97,142</b>	<b>96,060</b>	<b>27,749<sup>9i</sup></b>
<b>Estate:</b>				
<b>Probate/wills/intestate:</b>				
Decedents' estates .....	48,557 <sup>f</sup>	64,061	60,605	52,013
Probate civil actions .....	2,626 <sup>f</sup>	4,556	4,549	2,640
Minor's settlement .....	N/A	1,460	1,537	N/A
<b>Total .....</b>	<b>51,183<sup>fi</sup></b>	<b>70,077</b>	<b>66,691</b>	<b>54,653<sup>9i</sup></b>
<b>Guardianship/conservatorship/trusteeship:</b>				
Guardianship and testamentary trusts .....	28,553 <sup>f</sup>	8,666	8,168	29,051
<b>Total .....</b>	<b>79,736<sup>f</sup></b>	<b>78,743</b>	<b>74,859</b>	<b>83,704<sup>9i</sup></b>
<b>Mental health:</b>				
Mental illness and retardation .....	N/A	9,052	9,162	N/A
<b>Appeals:</b>				
<b>Appeal of administrative agency case:</b>				
Workmen's compensation .....	2,444 <sup>f</sup>	2,305	2,054	2,695
Appropriations .....	522 <sup>f</sup>	484	556	450
<b>Total .....</b>	<b>2,966<sup>f</sup></b>	<b>2,789</b>	<b>2,610</b>	<b>3,145</b>
<b>Other civil:</b>				
Name change .....	N/A	3,734	3,712	N/A
All other civil .....	32,922 <sup>f</sup>	49,927	47,404	35,445
<b>Total .....</b>	<b>32,922<sup>fi</sup></b>	<b>53,661</b>	<b>51,116</b>	<b>35,445<sup>9i</sup></b>
<b>Total civil .....</b>	<b>165,385<sup>fi</sup></b>	<b>262,785</b>	<b>255,375</b>	<b>172,802<sup>9i</sup></b>
<b>Criminal:</b>				
<b>Felony:</b>				
Criminal .....	7,643 <sup>f</sup>	39,215	37,189	9,669
<b>Total criminal .....</b>	<b>7,643<sup>f</sup></b>	<b>39,215</b>	<b>37,189</b>	<b>9,669</b>
<b>Juvenile:</b>				
Total juvenile .....	26,415 <sup>f</sup>	213,140	214,538	25,017
<b>Grand total .....</b>	<b>199,443<sup>fi</sup></b>	<b>515,140</b>	<b>507,102</b>	<b>207,488<sup>9i</sup></b>

	Trial <sup>d</sup>			Civil dispositions <sup>m</sup>			
	Jury	Non-jury	Total	Personal injury	Domestic relations	Agency appeal	All other civil
<b>Civil<sup>m</sup>:</b>							
Personal injury .....	919	949	1,868				954
Domestic relations .....	--	11,279	11,279				4,531
<b>Appeal:</b>				Arbitration .....	1,877	--	17
Appeal of administrative agency case ..	195	285	480	Dismissal .....	11,555	32,499	1,254
All other civil .....	585	8,553	9,138	Default .....	1,004	--	132
<b>Total .....</b>	<b>1,699</b>	<b>21,066</b>	<b>22,765</b>	Transfer .....	1,082	--	96
<b>Criminal:</b>				Uncontested .....	--	25,309	--
<b>Felony .....</b>	<b>2,231</b>	<b>1,726</b>	<b>3,957</b>	Pretrial .....	3,617	--	631
<b>Juvenile .....</b>	<b>--</b>	<b>15,427<sup>k</sup></b>	<b>15,427</b>	Dissolution .....	--	17,649	--
<b>Grand Total .....</b>	<b>3,930</b>	<b>38,219</b>	<b>42,149</b>				

	Age of pending caseload			Criminal dispositions	
	Over 6 months	Over 12 months	Over 24 months	Guilty plea	Dismissed
Personal injury .....	N/A	N/A	1,785	14,230	4,531
Workmen's compensation .....	N/A	938	N/A	1,970	1,297
Appropriations .....	204	N/A	N/A	478	1,250
Other civil .....	N/A	9,181	N/A	9,476	
<b>Criminal .....</b>	<b>349</b>	<b>N/A</b>	<b>N/A</b>		

Boldface headings indicate the classifications used by the CSIM project.  
 N/A = This case type is handled by the court, but the data are unavailable.  
 -- = Not applicable.

<sup>d</sup>Case definition or unit of count:

- A civil case is counted with the filing of a petition or complaint.
- The criminal case unit of count is the number of defendants on the information or indictment.
- A jury trial is counted when the jury is sworn.
- A non-jury trial is counted when the first witness is sworn.

Ohio Court of Common Pleas (continued)

<sup>f</sup>Beginning pending figures for the 1980 court year do not equal the end pending figures for the 1979 court year:

Figures are as given in the annual report.

<sup>g</sup>Change in pending does not equal the difference between filings and dispositions:

Figures are as given in the annual report.

<sup>i</sup>Data are not complete:

Pending data were not reported for all civil categories. Only those reported are included in the total.

<sup>k</sup>Additional information:

In addition to the juvenile court trials reported, 98,754 hearings before a judge and 209,899 hearings before a referee were held in juvenile cases.

<sup>m</sup>Information on disposition type or trial data:

Civil trial and disposition information includes only personal injury, appeal of administrative agency case, and other civil cases.

Source: Office of the Administrative Director, Ohio Courts Summary 1980 (Columbus, Ohio). Statistics are from the annual report except that totals have been computed where necessary.

**OHIO COUNTY COURT**  
 Court of limited jurisdiction  
 59 courts, 59 judges  
 January 1, 1980 to December 31, 1980

	Beginning pending	Filed <sup>j</sup>	Disposed	End pending
<b>Civil<sup>d</sup>:</b>				
<b>Tort:</b>				
<b>Other tort:</b>				
Personal injury and property damage .....	158	471	379	250
<b>Contract</b> .....	1,655 <sup>f</sup>	6,800	6,445	2,010
<b>Small claims</b> .....	1,435 <sup>f</sup>	12,885	12,338	1,982
<b>Real property rights:</b>				
Forcible entry and detainer .....	342	2,708	2,542	508
<b>Other civil</b> .....	592 <sup>f</sup>	2,832	2,522	902
<b>Total civil</b> .....	4,182 <sup>f</sup>	25,696	24,226	5,652
<b>Criminal<sup>d</sup>:</b>				
<b>Misdemeanor:</b> .....	2,461 <sup>f</sup>	26,454	26,727	2,188
<b>Preliminary hearing:</b>				
Felony .....	278 <sup>f</sup>	4,769	4,560	487
<b>Total criminal</b> .....	2,739 <sup>f</sup>	31,223	31,287	2,675
<b>Traffic:</b>				
<b>DWI/DUI:</b>				
Operating a motor vehicle while intoxicated .....	1,270 <sup>f</sup>	14,022	13,695	1,597
<b>Other traffic violation:</b>				
Traffic .....	4,630 <sup>f</sup>	168,211	167,877	4,964
<b>Total traffic</b> .....	5,900 <sup>f</sup>	182,233	181,572	6,561
<b>Grand total</b> .....	12,821 <sup>f</sup>	239,152	237,085	14,888

Trial<sup>d</sup>

	Jury	Non-jury	Total
<b>Civil<sup>m</sup>:</b>			
<b>Tort</b> .....	1	47	48
<b>Contract</b> .....	3	226	229
<b>Real property rights</b> .....	3	79	82
<b>Other civil</b> .....	4	268	272
<b>Total</b> .....	11	620	631
<b>Criminal:</b>			
<b>Misdemeanor</b> .....	84	2,096	2,180
<b>Traffic:</b>			
<b>DWI/DUI</b> .....	105	1,000	1,105
<b>Other traffic violation</b> ...	26	2,107	2,133
<b>Total</b> .....	131	3,107	3,238
<b>Grand total</b> .....	226	5,823	6,049

Civil dispositions

	Tort	Contract	Small claims	Real property rights	Other civil	Total
Pretrial .....	5	34	--	7	39	85
Dismissal for want of prosecution .....	22	284	694	172	65	1,237
Other dismissals .....	98	997	3,289	741	544	5,669
Transfer to other judge .....	2	14	50	10	1	77
Default hearing by judge .....	203	4,873	8,281	1,530	1,599	16,486
Default hearing by referee .....	1	14	24	0	2	41

<u>Criminal dispositions</u>				<u>Traffic dispositions</u>			
	<u>Misdemeanor</u>	<u>Preliminary hearing</u>	<u>Total</u>		<u>DWI/DUI</u>	<u>Other traffic violations</u>	<u>Total</u>
Plea .....	10,843	--	10,843	Plea .....	10,851	52,521	63,372
Pretrial .....	274	--	274	Pretrial .....	458	181	639
Dismissal for want of prosecution.....	1,530	146	1,676	Dismissal for want of prosecution.....	119	1,087	1,206
Other dismissals .....	4,966	904	5,870	Other dismissals .....	625	2,561	3,186
Transfer .....	203	--	203	Transfer .....	81	89	170
Violations Bureau .....	3,945	--	3,945	Violations Bureau .....	--	92,070	92,070
Preliminary hearing--bound over	--	2,604	2,604	Unavailability of accused ..	456	17,235	17,691
Waiver of preliminary hearing, bound over .....	--	603	603				
Unavailability of accused .....	2,786	303	3,089				

Age of pending caseload

	<u>Over 1 month</u>	<u>Over 6 months</u>	<u>Over 12 months</u>	<u>Over 24 months</u>
<b>Civil:</b>				
Tort .....	N/A	N/A	N/A	5
Contracts .....	N/A	N/A	91	(n)
Small claims .....	N/A	116	(n)	(n)
Real property rights .....	N/A	N/A	1	(n)
Other civil .....	N/A	N/A	15	(n)
<b>Criminal:</b>				
Misdemeanor .....	N/A	208	(n)	(n)
Preliminary hearing .....	89	(n)	(n)	(n)
<b>Traffic:</b>				
DWI/DUI .....	N/A	51	(n)	(n)
Other traffic violations .....	N/A	129	(n)	(n)

Boldface headings indicate the classifications used by the CSIM project.  
 N/A = This case type is handled by the court but the data are unavailable.  
 -- = Not applicable.

<sup>d</sup>Case definition or unit of count:

- A civil case is counted with the filing of a petition or complaint.
- The criminal case unit of count is the number of defendants on the information or indictment.
- A jury trial is counted when the jury is sworn.
- A non-jury trial is counted when the first witness is sworn. Hearings by administrative judges and referees are not included as non-jury trials.

<sup>f</sup>Beginning pending figure for the 1980 court year does not equal the end pending figure for the 1979 court year:

Figures are as given in the annual report.

<sup>j</sup>Explanation of data included in the category:

Filed figures include both reactivated cases and original filings.

<sup>m</sup>Information on disposition type or trial data:

Civil trials do not include 8,281 hearings by judge in **small claims** cases.

<sup>n</sup>Information on time interval or age of pending caseload data:

- Contracts**, forcible entry and detainer, and **other civil** cases pending over 24 months are included with those pending over 12 months.
- Small claims**, **misdemeanor**, and **traffic** cases pending over 12 months, and over 24 months are included with those pending over 6 months.
- Preliminary hearing** cases pending over 6 months, over 12 months, and over 24 months are included with those pending over 1 month.

Source: Office of the Administrative Director, Ohio Courts Summary 1980 (Columbus, Ohio). Statistics are from the annual report except that totals have been computed where necessary.

**OHIO COURT OF CLAIMS<sup>a</sup>**  
 Court of limited jurisdiction  
 1 court, 1 judge sits on temporary assignment  
 January 1, 1980 to December 31, 1980

	<u>Beginning pending</u>	<u>Filed<sup>j</sup></u>	<u>Disposed</u>	<u>End pending</u>
<b>Civil<sup>d</sup>:</b>				
<b>Appeal:</b>				
<b>Appeal of administrative agency case:</b>				
Administrative .....	318 <sup>f</sup>	430	507	241
Judicial .....	209 <sup>f</sup>	202	221	190
Victims of crimes .....	969	1,839	1,646	1,162
Total .....	1,496 <sup>f</sup>	2,471	2,374	1,593
Total civil .....	1,496 <sup>f</sup>	2,471	2,374	1,593
Grand total .....	1,496 <sup>f</sup>	2,471	2,374	1,593

	<u>Trial<sup>d</sup></u>			<u>Civil dispositions</u>	
	<u>Jury</u>	<u>Non-jury</u>	<u>Total</u>		
<b>Civil</b> .....	0	48	48	Settlement .....	52
				Administrative determination .....	485
				Termination without trial .....	143

Ohio Court of Claims (continued)

Boldface headings indicate the classifications used by the CSIM project.

<sup>a</sup>Court jurisdiction:

All cases where the amount of the claim exceeds \$1,000 must be determined by a judge. Where the amount of the claim is between \$100.01 and \$999.99, the claim is determined by a judge unless a waiver is filed. All claims from \$0.00 to \$100.00 and all claims between \$100.01 and \$999.99 where the right to trial has been waived are administratively determined by the clerk or deputy clerk of the Court of Claims.

<sup>d</sup>Case definition or unit of count:

A civil case is counted with the filing of a petition or complaint.  
A jury trial is counted when the jury is sworn.  
A non-jury trial is counted when the first witness is sworn.

<sup>f</sup>Beginning pending figure for the 1980 court year does not equal the end pending figure for the 1979 court year:

Figures are as given in the annual report.

<sup>j</sup>Explanation of data included in the category:

Filings include reinstated cases.

Source: Office of the Administrative Director, Ohio Courts Summary 1980 (Columbus, Ohio). Statistics are from the annual report except that totals have been computed where necessary.

**OHIO MUNICIPAL COURT**  
Court of limited jurisdiction  
110 courts, 189 judges  
January 1, 1980 to December 31, 1980

	Beginning pending	Filed <sup>j</sup>	Disposed	End pending
<b>Civil<sup>d</sup>:</b>				
<b>Tort:</b>				
Personal injury and property damage .....	10,374 <sup>f</sup>	19,491	19,687	10,178
<b>Contract</b> .....	62,189 <sup>f</sup>	196,276	192,288	66,177
Small claims .....	15,991 <sup>f</sup>	80,844	79,157	17,678
<b>Real property rights:</b>				
Forcible entry and detainer .....	16,504 <sup>f</sup>	55,401	54,425	17,480
<b>Other civil</b> .....	7,243 <sup>f</sup>	18,734	18,385	7,592
<b>Total civil</b> .....	112,301 <sup>f</sup>	370,746	363,942	119,105
<b>Criminal<sup>d</sup>:</b>				
<b>Misdemeanor</b> .....	33,167 <sup>f</sup>	295,051	292,231	35,987
<b>Preliminary hearing:</b>				
Felony .....	5,375 <sup>f</sup>	48,559	49,141	4,793
<b>Total criminal</b> .....	38,542 <sup>f</sup>	343,610	341,372	40,780
<b>Traffic:</b>				
<b>DWI/DUI:</b>				
Operating a motor vehicle while intoxicated .....	10,846 <sup>f</sup>	73,121	71,581	12,386
<b>Other traffic violation:</b>				
Traffic .....	54,241 <sup>f</sup>	1,321,918	1,315,602	60,557
<b>Total traffic</b> .....	65,087 <sup>f</sup>	1,395,039	1,387,183	72,943
<b>Grand total</b> .....	215,930 <sup>f</sup>	2,109,395	2,092,497	222,389

	Trial <sup>d</sup>		
	Jury	Non-jury	Total
<b>Civil<sup>m</sup>:</b>			
Tort .....	123	1,490	1,613
Contract .....	155	5,388	5,543
Real property rights .....	32	1,172	1,204
Other civil .....	29	1,277	1,306
<b>Total</b> .....	339	9,327	9,666
<b>Criminal:</b>			
Misdemeanor .....	904	13,472	14,376
<b>Traffic:</b>			
DWI/DUI .....	695	4,478	5,173
Other traffic violation ....	187	16,945	17,132
<b>Total</b> .....	882	21,423	22,305
<b>Grand total</b> .....	2,125	44,222	46,347

Civil dispositions

	Tort	Contract	Small claims <sup>k</sup>	Real property rights	Other civil	Total
Pretrial .....	1,122	5,095	--	513	581	7,311
Dismissal for want of prosecution .....	1,436	10,954	5,054	8,278	1,070	26,792
Other dismissals .....	5,916	37,859	18,510	12,037	4,560	78,882
Transfer to other judge .....	129	399	909	82	74	1,593
Default hearing by judge .....	7,087	102,537	17,986	16,816	9,682	154,108
Default hearing by referee .....	2,384	29,901	36,698	15,495	1,112	85,590

Criminal dispositions				Traffic dispositions			
	Misdemeanor	Preliminary hearing	Total		DWI/DUI	Other traffic violation	Total
Plea .....	139,400	--	139,400	Plea .....	50,036	396,455	446,491
Pretrial .....	8,389	--	8,389	Pretrial .....	3,485	5,059	8,544
Dismissal for want of prosecution.....	6,322	1,517	7,839	Dismissal for want of prosecution.....	671	2,878	3,549
Other dismissals .....	52,883	13,765	66,648	Other dismissals .....	5,250	56,038	61,288
Transfer .....	913	--	913	Transfer .....	192	309	501
Violations Bureau .....	31,598	--	31,598	Violations Bureau .....	--	672,070	672,070
Preliminary hearing-- bound over .....	--	16,445	16,445	Unavailability of accused ..	6,774	165,661	172,435
Waiver of preliminary hearing, bound over .....	--	14,133	14,133				
Unavailability of accused ..	38,350	3,281	41,631				

Age of pending caseload

	Over 1 month	Over 6 months	Over 12 months	Over 24 month
<b>Civil:</b>				
Tort .....	N/A	N/A	N/A	233
Contract .....	N/A	N/A	2,415	(n)
Small claims .....	N/A	1,046	(n)	(n)
Real property rights .....	N/A	N/A	1,452	(n)
Other civil .....	N/A	N/A	576	(n)
<b>Criminal:</b>				
Misdemeanor .....	N/A	563	(n)	(n)
Preliminary hearing .....	304	(n)	(n)	(n)
<b>Traffic:</b>				
DWI/DUI .....	N/A	257	(n)	(n)
Other traffic violation .....	N/A	1,306	(n)	(n)

Boldface headings indicate the classifications used by the CSIM project.  
 N/A = This case type is handled by the court but the data are unavailable.  
 -- = Not applicable.

<sup>d</sup>Case definition or unit of count:

- A civil case is counted with the filing of a petition or complaint.
- The criminal case unit of count is the number of defendants on the information or indictment.
- A jury trial is counted when the jury is sworn.
- A non-jury trial is counted when the first witness is sworn. Hearings by administrative judges and referees are not included as non-jury trials.

<sup>f</sup>Beginning pending figure for the 1980 court year does not equal the end pending figure for the 1979 court year: Figures are as given in the annual report.

<sup>j</sup>Explanation of data included in the category:

Filed figures include both reactivated cases and original filings.

<sup>k</sup>Additional information:

In addition to the **small claims** dispositions reported on the chart, 909 **small claims** cases transferred were sent to the regular civil docket.

<sup>m</sup>Information on disposition type or trial data:

Civil trials do not include 17,986 hearings by judge in **small claims** cases.

<sup>n</sup>Information on time interval or age of pending caseload data:

**Contract**, forcible entry and detainer, and **other civil** cases pending over 24 months are included with those pending over 12 months.

**Small claims**, **misdemeanor**, and **traffic** cases pending over 12 months and over 24 months are included with those pending over 6 months.

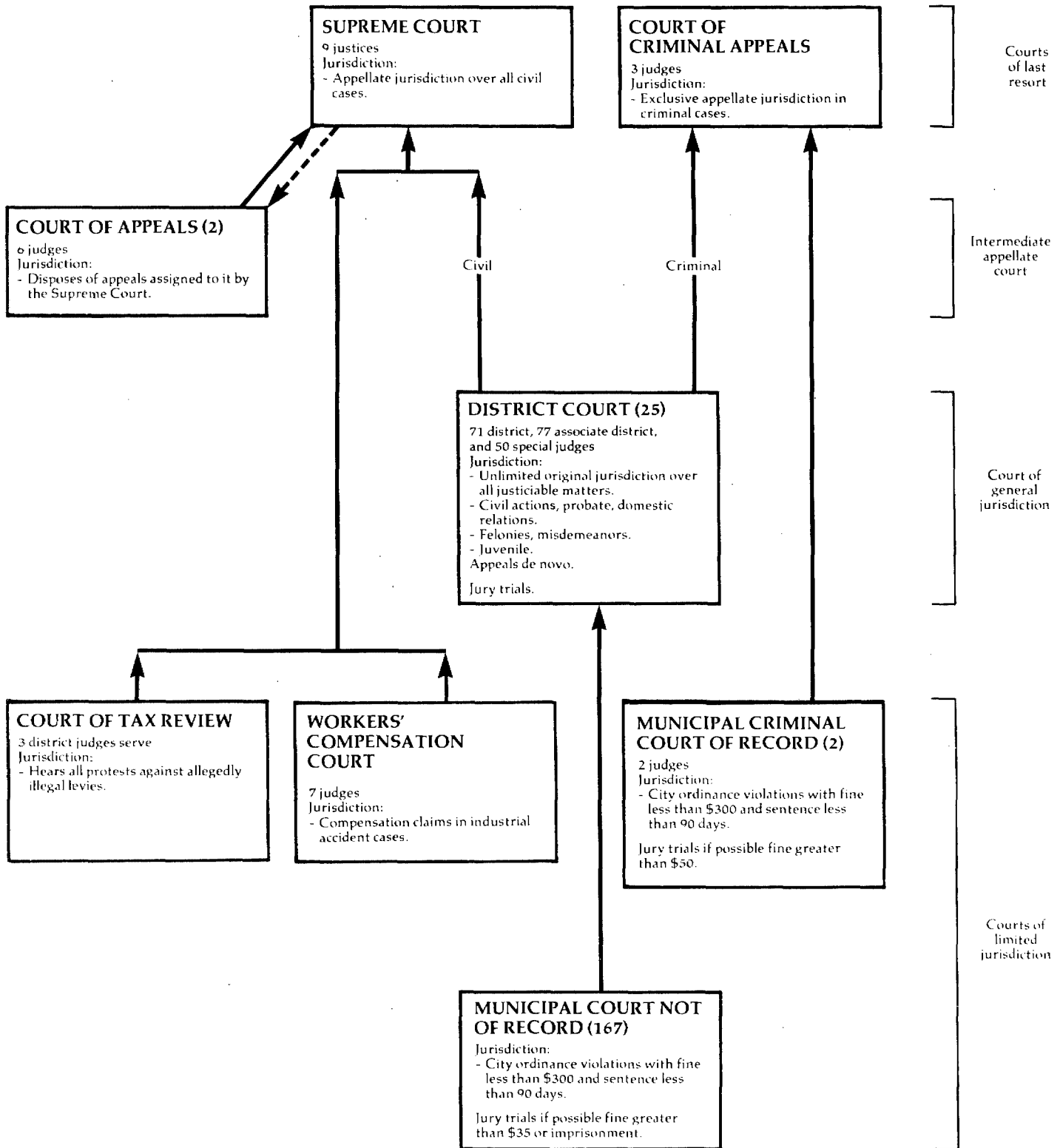
**Preliminary hearing** cases pending over 6 months, over 12 months, and over 24 months are included with those pending over 1 month.

Source: Office of the Administrative Director, Ohio Courts Summary 1980 (Columbus, Ohio). Statistics are from the annual report except that totals have been computed where necessary.

OHIO MAYORS' COURT  
 Court of limited jurisdiction  
 690 courts, 690 judges (mayors)  
 January 1, 1980 to December 31, 1980

There were no data available for cases handled in the Mayors' Court for 1980.

# OKLAHOMA COURT SYSTEM, 1980



↑ Indicates route of appeal.  
 - - - ↑ Indicates assignment of cases.



OKLAHOMA SUPREME COURT<sup>a</sup>  
 Court of last resort  
 9 justices  
 January 1, 1980 to December 31, 1980

	Beginning pending	Filed	Disposed	End pending
<b>Cases:</b>				
<b>Appeals:</b>				
Civil <sup>j</sup> .....	X	1,493 <sup>j</sup> (33) <sup>e</sup>	1,035	X
Total appeals .....	X	1,493 <sup>j</sup> (33) <sup>e</sup>	1,035	X
<b>Other cases:</b>				
Original proceedings .....	X	(j)	108	X
<b>Requests to appeal:</b>				
<b>Civil:</b>				
Certiorari .....	N/A	143	95 (33) <sup>e</sup>	N/A
Total other cases <sup>j</sup> .....	X <sup>i</sup>	143	203 (33) <sup>e</sup>	X <sup>i</sup>
<b>Total cases<sup>j</sup> .....</b>	<b>1,903<sup>i</sup></b>	<b>1,636 (33)<sup>e</sup></b>	<b>1,238 (33)<sup>e</sup></b>	<b>2,268<sup>i</sup></b>
<b>Other proceedings:</b>				
Rehearing requests .....	N/A	102	96 <sup>k</sup>	N/A
<b>Other matters:</b>				
Special matters .....	N/A	210	190	N/A
<b>Total other proceedings .....</b>	<b>N/A</b>	<b>312</b>	<b>286</b>	<b>N/A</b>
<hr/>				
<u>Manner of disposition</u>		<u>Disposition of requests for certiorari</u>		<u>Status of pending caseload (12/31/80)</u>
Opinions rendered .....	313	Writ granted .....	28	Cases at issue but not assigned .....
Orders, dismissals, etc. ....	409	Writ denied .....	128	Cases on assignment .....
				303
				230

Boldface headings indicate the classifications used by the CSIM project.  
 N/A = This case type is handled by the court but the data are unavailable.  
 X = The data for this case type are known to be included in the total, but were not available by category.

<sup>a</sup>Court jurisdiction:

The Supreme Court is the court of last resort for civil cases.

<sup>e</sup>Cases not included in the total to avoid double counting:

Petitions for certiorari that have been granted are not counted as disposed until the appeal is disposed; a filing is not counted for the resulting appeal. These granted petitions are the numbers appearing in parentheses.

<sup>g</sup>Change in pending does not equal the difference between filings and dispositions:

The imbalance is caused by certiorari data not being included in the pending figures. Figures are as given in the annual report.

<sup>i</sup>Data are not complete:

Total other cases and total cases pending figures do not include certiorari cases pending.

<sup>j</sup>Explanation of data included in the category:

All civil appeals are originally filed in the Supreme Court. The Supreme Court then assigns some of these cases to the Court of Appeals for disposition. Therefore, cases assigned, disposed, and pending in the Court of Appeals have been deducted from the Supreme Court's appeals category and are given as caseload figures for the Court of Appeals in its statistical profile. There were 369 cases transferred to the Court of Appeals in 1980.

<sup>k</sup>Additional information:

Rehearing requests were denied in all 96 of the cases.

<sup>l</sup>Special source or revision in the data:

Figures marked were supplied by the administrative office of the courts during data verification.

Source: Administrative Director of the Courts, Report on the Judiciary 1980 (Oklahoma City, Oklahoma). Statistics are from the annual report except that totals have been computed where necessary.

OKLAHOMA COURT OF CRIMINAL APPEALS<sup>a</sup>  
 Court of last resort  
 3 judges  
 January 1, 1980 to December 31, 1980

	Beginning pending	Filed	Disposed	End pending
<b>Cases:</b>				
<b>Appeals:</b>				
Criminal .....	X	X	X	X
<b>Postconviction remedy:</b>				
Postconviction .....	X	(24) <sup>e</sup>	X	X
Juvenile .....	X	X	X	X
Total appeals .....	X	372 (24) <sup>e</sup>	227	X
<b>Other cases:</b>				
<b>Original proceedings:</b>				
<b>Original jurisdiction:</b>				
Habeas corpus .....	X	X	X	X
Mandamus .....	X	X	X	X
Prohibition .....	X	X	X	X
Total .....	X	X	X	X
<b>Advisory opinion:</b>				
Reserved question of law .....	X	X	X	X
Total .....	X	X	X	X
<b>Requests to appeal:</b>				
<b>Postconviction remedy:</b>				
Postconviction .....	X	143	103 (24) <sup>e</sup>	X
<b>Criminal:</b>				
Certiorari .....	X	X	X	X
Total .....	X	X	X	X
<b>Sentence review only:</b>				
Review of suspended sentence .....	X	X	X	X
Total other cases .....	X	439	393 (24) <sup>e</sup>	X
Total cases .....	480	811 (24) <sup>e</sup>	620 <sup>k</sup> (24) <sup>e</sup>	6809 <sup>l</sup>

Disposition of cases

	Appeals	Original proceedings	Post-conviction	Total
<b>By opinion:</b>				
Affirmed .....	153	--	--	153
Modified and affirmed .....	6	--	0	6
Reversed .....	29	--	0	29
Dismissed .....	3	0	0	3
Denied .....	--	1	0	1
Total .....	191	1	0	192
<b>By order:</b>				
Affirmed .....	1	--	--	1
Granted .....	--	86	24	110
Affirming denial .....	--	--	87	87
Reversed .....	--	--	8	8
Denied .....	--	133	3	136
Dismissed .....	11	67	5	83
Total .....	12	286	127	425

Boldface headings indicate the classifications used by the CSIM project.  
 N/A = This case type is handled by the court but the data are unavailable.

<sup>a</sup>Court jurisdiction:

Cases are assigned to the Court of Appeals by the Supreme Court. The Court of Appeals hears only civil cases assigned to it and has no original jurisdiction.

<sup>e</sup>Cases not included in the total to avoid double counting:

Petitions for certiorari that are granted are not counted as disposed until the resulting appeal is disposed; a filing is not counted for the resulting appeal. These granted petitions are the numbers appearing in parentheses.

<sup>h</sup>Figure was computed:

Beginning pending figure for 1980 appears as the end pending figure in the 1979 annual report.  
 End pending figure was computed from filings, dispositions, and beginning pending data.

<sup>i</sup>Data are not complete:

Total pending data do not include certiorari cases.

Source: Administrative Director of the Courts, Report on the Judiciary 1980 (Oklahoma City, Oklahoma). Statistics are from the annual report except that totals have been computed where necessary.

OKLAHOMA COURT OF APPEALS<sup>a</sup>  
Intermediate appellate court  
2 divisions, 6 judges  
January 1, 1980 to December 31, 1980

	Beginning pending	Filed	Disposed	End pending
<b>Cases:</b>				
<b>Appeals:</b>				
Civil <sup>a</sup> .....	163 <sup>h</sup>	369 (28) <sup>e</sup>	362	170 <sup>h</sup>
Total appeals .....	163 <sup>h</sup>	369 (28) <sup>e</sup>	362	170 <sup>h</sup>
<b>Other cases:</b>				
<b>Requests to appeal:</b>				
<b>Civil:</b>				
Certiorari .....	N/A	127	124 (28) <sup>e</sup>	N/A
Total other cases .....	N/A	127	124 (28) <sup>e</sup>	N/A
<b>Total cases .....</b>	<b>163<sup>h</sup></b>	<b>496 (28)<sup>e</sup></b>	<b>486 (28)<sup>e</sup></b>	<b>170<sup>h</sup></b>

Manner of disposition

Opinions rendered .....	362
Certiorari granted .....	28
Certiorari denied .....	123
Certiorari dismissed .....	1

Boldface headings indicate the classifications used by the CSIM project.  
N/A = This case type is handled by the court but the data are unavailable.

<sup>a</sup>Court jurisdiction:

Cases are assigned to the Court of Appeals by the Supreme Court. The Court of Appeals hears only civil cases assigned to it and has no original jurisdiction.

<sup>e</sup>Cases not included in the total to avoid double counting:

Petitions for certiorari that are granted are not counted as disposed until the resulting appeal is disposed; a filing is not counted for the resulting appeal. These granted petitions are the numbers appearing in parentheses.

<sup>h</sup>Figure was computed:

Beginning pending figure for 1980 appears as the end pending figure in the 1979 annual report.  
End pending figure was computed from filings, dispositions, and beginning pending data.

<sup>i</sup>Data are not complete:

Total pending data do not include certiorari cases.

Source: Administrative Director of the Courts, Report on the Judiciary 1980 (Oklahoma City, Oklahoma). Statistics are from the annual report except that totals have been computed where necessary.

OKLAHOMA DISTRICT COURT  
 Court of general jurisdiction  
 25 districts: 71 district, 77<sup>c</sup> associate, and 50<sup>c</sup> special judges  
 January 1, 1980 to December 31, 1980

	Beginning pending	Filed	Disposed	End pending
<b>Civil<sup>d</sup>:</b>				
<b>Tort:</b>				
<b>Auto tort:</b>				
Auto negligence .....	4,722	4,238	3,518	5,452
Other tort .....	4,153	3,762	3,054	4,861
Total .....	8,875	8,000	6,572	10,313
<b>Contract:</b>				
Contractual .....	25,500 <sup>f</sup>	25,617	21,641	29,476
<b>Small claims:</b>				
Possession of personal property .....	1,292 <sup>f</sup>	2,002	2,122	1,174
Possession of real property .....	4,472	10,369	9,076	5,765
Other small claims .....	52,536	72,927	75,217	50,246
Total .....	58,300 <sup>f</sup>	85,298	86,415	57,185
<b>Real property rights:</b>				
Lien or mortgage foreclosure .....	2,397	3,589	2,581	3,405
Real property .....	3,407 <sup>f</sup>	4,409	4,180	3,622
Approval of conveyance of Indian lands .....	66	531	507	90
Total .....	5,870 <sup>f</sup>	8,529	7,268	7,117
<b>Domestic relations:</b>				
<b>Marriage dissolution:</b>				
Divorce .....	18,903	35,198	32,250	21,851
Separate maintenance .....	900	673	509	1,064
Annulment .....	191	351	335	207
Total .....	19,994	36,222	33,094	23,122
<b>Support/custody:</b>				
Reciprocal support--incoming .....	3,697 <sup>f</sup>	2,677	2,513	3,801
Reciprocal support--outgoing .....	1,341 <sup>f</sup>	1,097	841	1,597
Total .....	5,038 <sup>f</sup>	3,774	3,414	5,398
<b>Adoption</b> .....				
Adoption .....	1,760 <sup>f</sup>	2,837	2,824	1,773
<b>Other domestic relations:</b>				
Paternity proceedings .....	291 <sup>f</sup>	226	169	348
Other domestic .....	91	789	624	256
Total .....	382 <sup>f</sup>	1,015	793	604
Total .....	27,174 <sup>f</sup>	43,848	40,125	30,897
<b>Estate:</b>				
<b>Probate/wills/intestate:</b>				
Administration of estates and probate proper .....	13,483	9,435	7,638	15,280
Determination of death of joint or life tenant .....	720	2,690	2,552	858
Other probate .....	105	205	153	157
Total .....	14,308	12,330	10,343	16,295
<b>Guardianship/conservatorship/trusteeship:</b>				
Guardianship and conservatorship .....	3,540	1,829	1,426	3,493
Total .....	17,848	14,159	11,769	19,788
Mental health .....	918 <sup>f</sup>	2,515	2,539	894
<b>Appeal:</b>				
<b>Appeal of administrative agency case:</b>				
Appeals from administrative tribunals .....	543 <sup>f</sup>	1,247	994	796
<b>Extraordinary writs:</b>				
Injunction, quo warranto, mandamus, habeas corpus .....	2,148 <sup>f</sup>	1,727	1,200	2,675
Other civil .....	6,842 <sup>f</sup>	7,909	6,565	8,186
Total civil .....	154,018 <sup>f</sup>	198,849	185,088	167,327
<b>Criminal<sup>d</sup>:</b>				
<b>Felony:</b>				
Crime against person .....	4,558 <sup>f</sup>	5,414	4,666	5,302
Crime against property .....	13,753 <sup>f</sup>	10,617	8,970	15,412
Other felony .....	11,590	7,661	8,203	11,050
Total .....	29,901 <sup>f</sup>	23,692	21,839	31,764
<b>Misdemeanor:</b>				
Other misdemeanor .....	19,733 <sup>f</sup>	37,822	33,496	24,070
<b>Appeal:</b>				
Appeals from city-funded courts .....	1,239 <sup>f</sup>	423	323	1,339
<b>Postconviction remedy:</b>				
Felony postconviction appeals .....	N/A	354	301	N/A
Total criminal <sup>i</sup> .....	50,873 <sup>f i</sup>	62,291	55,959	57,173 <sup>i</sup>
<b>Traffic:</b>				
<b>DWI/DUI:</b>				
Driving while intoxicated .....	7,426	12,653	11,783	8,296
<b>Other traffic violation:</b>				
Traffic .....	52,679 <sup>f</sup>	214,354	207,775	59,258
Total traffic .....	60,105 <sup>f</sup>	227,007	219,558	67,554
<b>Juvenile:</b>				
<b>Criminal-type offense:</b>				
Juvenile delinquency .....	3,982	4,752	5,296	3,447
<b>Status offense:</b>				
Children in need of supervision .....	1,387 <sup>f</sup>	1,167	1,526	1,026

<b>Non-offense:</b>				
Dependency and neglect .....	2,096 <sup>f</sup>	2,000	2,451	1,638
Other juvenile .....	109 <sup>f</sup>	237	215	131
Total juvenile .....	7,574 <sup>f</sup>	8,156	9,488	6,242
Grand total <sup>i</sup> .....	272,570 <sup>fi</sup>	496,303	470,093	298,296 <sup>i</sup>

		Trial or contest <sup>d</sup>					Trial or contest <sup>d</sup>		
		Jury	Non-jury	Total			Jury	Non-jury	Total
<b>Civil:</b>					<b>Criminal:</b>				
<b>Tort:</b>					Felony .....	X	X		2,094
Auto tort .....	X	X	699		Misdemeanor .....	X	X		2,516
Other tort .....	X	X	815		Appeal .....	X	X		154
Total .....	X	X	1,514		Total .....	X	X		4,764
<b>Contract</b> .....	X	X	2,827		<b>Traffic:</b>				
Small claims .....	X	X	10,939		DWI/DUI .....	X	X		874
Real property rights .....	X	X	1,998		Other traffic violation .....	X	X		7,998
<b>Domestic relations:</b>					Total .....	X	X		8,872
Marriage dissolution .....	X	X	5,969		<b>Juvenile:</b>				
Support/custody .....	X	X	537		Criminal-type offense .....	X	X		2,517
Adoption .....	X	X	68		Status offense .....	X	X		593
Other domestic relations .....	X	X	80		Non-offense .....	X	X		1,503
Total .....	X	X	6,654		Total .....	X	X		4,613
<b>Estate:</b>					Grand total .....	X	X		45,199
Probate/wills/intestate .....	X	X	215						
Guardianship/conservatorship/trusteeship .....	X	X	48						
Total .....	X	X	263						
<b>Mental health</b> .....	X	X	187						
Appeal .....	X	X	300						
Extraordinary writ .....	X	X	470						
Other civil .....	X	X	1,535						
Total .....	X	X	26,950						

Age of pending caseload (12/31/80)

	0-12 months	12-24 months	Over 24 months
<b>Civil</b> .....	92,982	47,918	26,822
<b>Criminal:</b>			
Felony .....	12,123	6,666	12,975
Misdemeanor and appeal .....	12,910	4,594	7,905
Total .....	25,033	11,260	20,880
Traffic .....	34,448	12,455	20,651
Juvenile .....	4,174	1,106	961
Grand total .....	156,637	72,739	69,314

Boldface headings indicate the classifications used by the CSIM project.

N/A = This case type is handled by the court, but the data are unavailable.

-- = Not applicable.

X = The data for this case type are known to be included in the total but were not available by category.

<sup>c</sup>Judge information:

One of the associate judgeships and one of the special judgeships were vacant in January, 1980.

<sup>d</sup>Case definition or unit of count:

A civil case is counted with the filing of a petition or complaint.

The criminal case unit of count is the number of informations or indictments.

A trial or contest is counted if tried to completion.

<sup>f</sup>Beginning pending figure for the 1980 court year does not equal the end pending figure for the 1979 court year:

Figures are as given in the annual report.

<sup>i</sup>Data are not complete:

Total criminal and grand total pending figures do not include pending figures for felony postconviction appeals. This category is included in the filing and disposition totals.

Source: Administrative Director of the Courts, Report on the Judiciary 1980 (Oklahoma City, Oklahoma). Statistics are from the annual report except that totals have been computed where necessary.

**WORKERS' COMPENSATION COURT<sup>k</sup>**  
**Court of limited jurisdiction<sup>a</sup>**  
**1 court, 7 judges**  
**January 1, 1980 to December 31, 1980**

	Beginning pending	Filed	Disposed	End pending
<b>Civil<sup>d</sup>:</b>				
<b>Appeal:</b>				
<b>Appeal of administrative agency case .....</b>	N/A	N/A	17,801	N/A
<b>Total civil .....</b>	N/A	N/A	17,801	N/A
<b>Grand total .....</b>	N/A	N/A	17,801	N/A

Boldface headings indicate the classifications used by the CSIM project.  
N/A = This case type is handled by the court, but the data are unavailable.

<sup>a</sup>Court jurisdiction:

The special jurisdiction is limited to injuries to an employee arising out of his employment.

<sup>d</sup>Case definition or unit of count:

A case for this court is a new claim or an ancillary proceeding to an existing claim.

<sup>k</sup>Additional information:

Prior to July 1, 1978, the name of this court was the State Industrial Court.

Source: Administrative Director of the Courts, Report on the Judiciary 1980 (Oklahoma City, Oklahoma). Statistics are from the annual report except that totals have been computed where necessary.

**OKLAHOMA COURT OF TAX REVIEW**  
**Court of limited jurisdiction**  
**1 court, 3 district judges serve**  
**January 1, 1980 to December 31, 1980**

	Beginning pending	Filed	Disposed	End pending
<b>Civil<sup>d</sup>:</b>				
<b>Appeal:</b>				
<b>Appeal of administrative agency case .....</b>	0	5	5	0
<b>Total civil .....</b>	0	5	5	0
<b>Grand total .....</b>	0	5	5	0

Boldface headings indicate the classifications used by the CSIM project.

<sup>d</sup>Case definition or unit of count:

A civil case is counted with the filing of a petition or complaint.

Source: Administrative Director of the Courts, Report on the Judiciary 1980 (Oklahoma City, Oklahoma). Statistics are from the annual report except that totals have been computed where necessary.

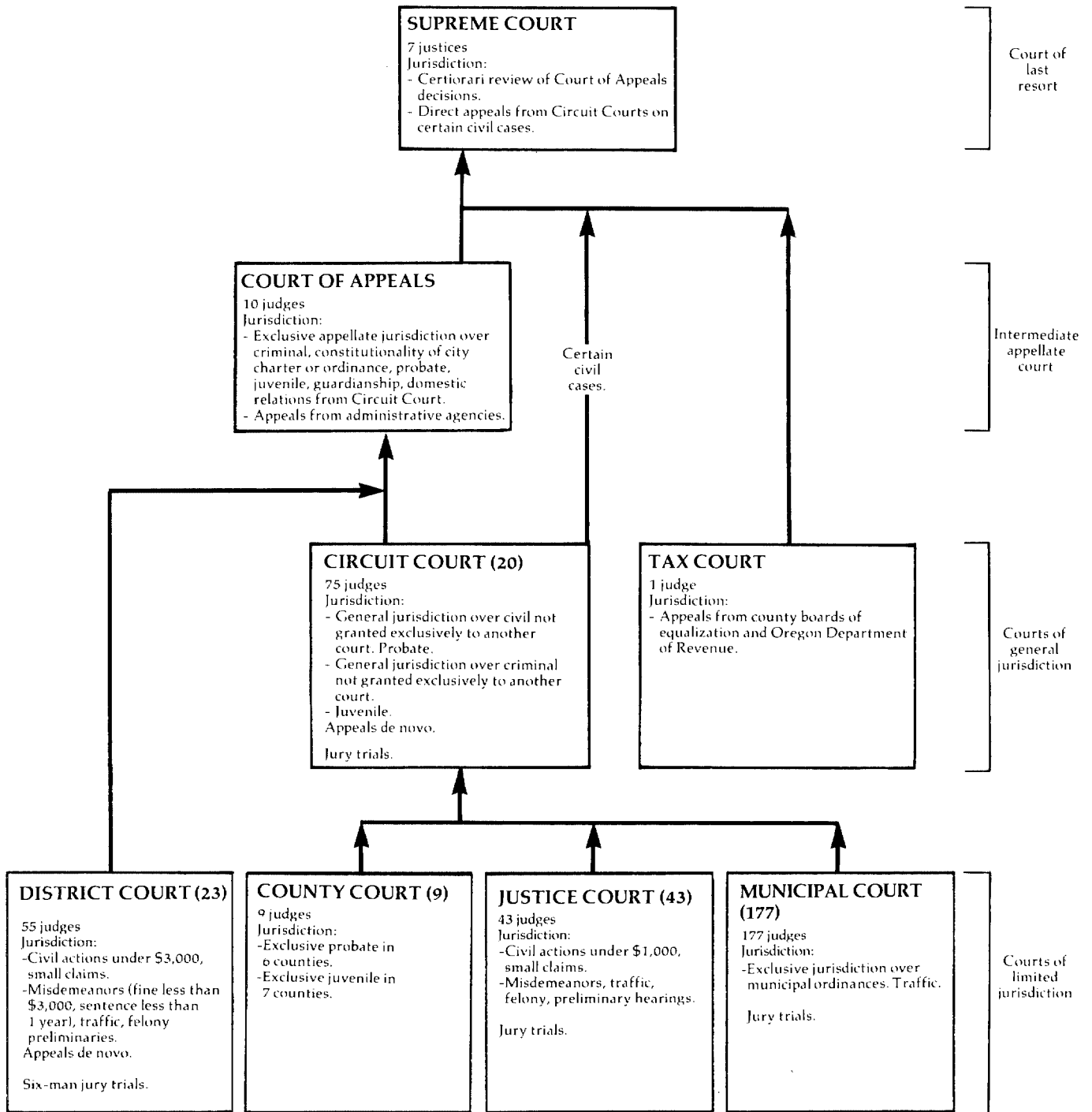
**OKLAHOMA MUNICIPAL CRIMINAL COURT OF RECORD**  
**Court of limited jurisdiction**  
**2 courts, 2 judges**  
**January 1, 1980 to December 31, 1980**

There were no data for cases handled in the Municipal Criminal Court of Record for 1980.

**OKLAHOMA MUNICIPAL COURT NOT OF RECORD**  
**Court of limited jurisdiction**  
**167 courts**  
**January 1, 1980 to December 31, 1980**

There were no data available for cases handled in the Municipal Court Not of Record for 1980.

# OREGON COURT SYSTEM, 1980



↑ Indicates route of appeal.

OREGON SUPREME COURT  
Court of last resort  
7 justices  
January 1, 1980 to December 31, 1980

	Beginning pending	Filed	Disposed	End pending
<b>Cases:</b>				
<b>Appeals:</b>				
<b>Civil</b> .....	X	0 ( X) <sup>e</sup>	X	X
<b>Criminal:</b>				
Criminal .....	X	3	X	X
Traffic .....	X	0	X	X
Total .....	X	3	X	X
<b>Juvenile</b> .....	X	0	X	X
<b>Appeal of administrative agency case:</b>				
Tax Court appeals .....	X	9	X	X
Worker's compensation .....	X	0	X	X
Total .....	X	9	X	X
<b>Total appeals</b> .....	X	12 (124) <sup>e</sup>	X	X
<b>Other cases:</b>				
<b>Original proceedings:</b>				
<b>Original jurisdiction:</b>				
Ballot title .....	X	5	X	X
Habeas corpus .....	X	22	X	X
Mandamus .....	X	53	X	X
Other .....	X	3	X	X
Total .....	X	83	X	X
<b>Disciplinary:</b>				
Judicial fitness .....	X	4	X	X
Bar proceedings .....	X	107	X	X
Total .....	X	111	X	X
Total .....	X	194	X	X
<b>Requests to appeal</b> .....	92	628	511 (124) <sup>e</sup>	86
<b>Total other cases</b> .....	X	822	X (124) <sup>e</sup>	X
<b>Total cases</b> .....	164	834 (124) <sup>e</sup>	786 (124) <sup>e</sup>	2139

Manner of disposition

Written opinion .... 128

Time interval (appeals) (average days)

Notice of appeal to date case at issue..... 27  
At issue to argument ..... 50  
Argument to decision ..... 113  
Date case at issue to final decision..... 163  
Notice of appeal to final decision..... 190

Boldface headings indicate the classifications used by the CSIM project.

X = The data for this case type are known to be included in the total but were not available by category.

<sup>c</sup>Judge information:

There were 7 full-time equivalent justices for 1980.

<sup>e</sup>Cases not included in the total to avoid double counting:

Petitions for review granted are not counted as dispositions until the appeal is disposed; the filing of the resulting appeal is not counted. These granted petitions are the numbers appearing in parentheses.

<sup>j</sup>Explanation of data included in the category:

Status of pending cases data are given for appeals and original jurisdiction cases only.

<sup>m</sup>Information on disposition type or trial data:

Disposition of appeals chart includes data only from cases decided by written opinion.

Miscellaneous appeal dispositions include cases of mandamus, other original jurisdiction cases, and bar proceedings.

Source: Office of the State Court Administrator, 28th Annual Report Relating to Judicial Administration in the Courts of Oregon, 1981 (Salem, Oregon). Sources of case data are available. Statistics are from the annual report except that totals have been computed where necessary.



OREGON COURT OF APPEALS  
Intermediate appellate court  
10 judges  
January 1, 1980 to December 31, 1980

	Beginning pending	Filed	Disposed	End pending
<b>Cases:</b>				
<b>Appeals:</b>				
<b>Civil</b> .....	X	1,035	X	X
<b>Criminal:</b>				
Criminal .....	X	1,478	X	X
Traffic .....	X	87	X	X
<b>Total</b> .....	X	1,565	X	X
<b>Juvenile</b> .....	X	54	X	X
<b>Appeal of administrative agency case:</b>				
Workmen's compensation .....	X	311	X	X
Administrative agency review .....	X	231	X	X
Corrections disciplinary review .....	X	123	X	X
Parole board review .....	X	47	X	X
<b>Total</b> .....	X	712	X	X
<b>Postconviction remedy:</b>				
Postconvictions and habeas corpus .....	X	70	X	X
<b>Total appeals</b> .....	<u>1,533</u>	<u>3,436</u>	<u>3,310</u>	<u>1,659</u>
<b>Total cases</b> .....	1,533	3,436	3,310	1,659

Time interval data (average days)

	<u>Total</u>
Notice of appeal to date case at issue .....	146
At issue to argument .....	37
Argument to decision .....	39
Date case at issue to final decision .....	76
Notice of appeal to final decision .....	222

Boldface headings indicate the classifications used by the CSIM project.

X ■ The data for this case type are known to be included in the total but were not available by category.

Source: Office of the State Court Administrator, 28th Annual Report Relating to Judicial Administration in the Courts of Oregon, 1981 (Salem, Oregon). Statistics are from the annual report except that totals have been computed where necessary.

OREGON CIRCUIT COURT  
Court of general jurisdiction  
20 circuits, 75 judges  
January 1, 1980 to December 31, 1980

	Beginning pending	Filed	Disposed	End pending
<b>Civil<sup>d</sup>:</b>				
<b>Law<sup>k</sup></b> .....	X	X	X	X
<b>Equity<sup>k</sup></b> .....	X	X	X	X
<b>Domestic relations:</b>				
<b>Marriage dissolution:</b>				
Dissolution .....	13,164 <sup>fh</sup>	27,103	26,127	14,140
Adoption .....	N/A	2,189	N/A	N/A
<b>Total</b> .....	13,164 <sup>fh</sup>	29,292	26,127 <sup>i</sup>	14,140 <sup>i</sup>
<b>Estate:</b>				
<b>Probate/wills/intestate:</b>				
Decedents' estates .....	6,651	4,580	4,465 <sup>h</sup>	6,766
<b>Guardianship/conservatorship/trusteeship:</b>				
Guardianship and conservatorship .....	8,372 <sup>fh</sup>	2,004	1,639	8,737
<b>Total</b> .....	15,023 <sup>f</sup>	6,584	6,104	15,503
<b>Mental health:</b>				
Mental competency .....	N/A	3,593	N/A	N/A
<b>Total civil<sup>i</sup></b> .....	47,236 <sup>fh</sup>	68,430	56,716 <sup>i</sup>	53,168 <sup>i</sup>
<b>Criminal<sup>d</sup>:</b>				
<b>Felony:</b>				
Criminal .....	7,415 <sup>fh</sup>	19,077	17,787	8,705
<b>Total criminal</b> .....	7,415 <sup>fh</sup>	19,077	17,787	8,705
<b>Juvenile<sup>d</sup>:</b>				
Total juvenile .....	N/A	11,402	N/A	N/A
<b>Grand total</b> .....	54,651 <sup>fi</sup>	98,909	74,503 <sup>i</sup>	61,873 <sup>i</sup>

	Trial <sup>d</sup>			Time interval data (average days)	
	Jury	Non-jury	Total	Age of cases tried (filing to trial):	
<b>Civil:</b>				<b>Civil:</b>	
<b>Law and equity</b> .....	1,176	1,500	2,676	Law and equity	403.5
<b>Marriage dissolution</b> ...	--	2,047	2,047	Criminal (felony) from date of	
<b>Total</b> .....	1,176	3,547	4,723	arraignment	103.3
<b>Criminal (felony)</b> .....	1,143	848	1,991		
<b>Grand total</b> .....	2,319	4,395	6,714		
	<b>Age of pending caseload</b>				
		<b>Law and equity</b>	<b>Marriage dissolution</b>	<b>Probate/wills/intestate</b>	<b>Criminal (felony)</b>
Under 6 months .....	10,472	8,791	N/A	4,651	
6+ to 12 months .....	6,369	3,455	N/A	886	
Over 12 months .....	6,684	1,894	N/A	718	
12+ to 24 months .....	5,012	1,614	N/A	(n)	
Over 24 months .....	1,672	280	N/A	(n)	
Over 36 months .....	(n)	(n)	482	(n)	

Boldface headings indicate the classifications used by the CSIM project.

N/A = This case type is handled by the court, but the data are unavailable.

X = The data for this case type are known to be included in the total but were not available by category.

-- = Not applicable.

<sup>d</sup>Case definition or unit of count:

A civil case is counted with the filing of a petition or complaint.

The criminal case unit of count is the case number assigned at arraignment.

A juvenile case is counted with the filing of a petition.

A jury trial is counted when the jury is sworn.

A non-jury trial is counted when the first witness is sworn.

<sup>f</sup>Beginning pending figure for the 1980 court year does not equal the end pending figure for the 1979 court year:

Figures are as calculated from data given in the annual report.

<sup>h</sup>Figure was computed:

Disposed figure for decedents' estates was computed from filing and pending data.

Beginning pending figure for total civil cases was computed using filed, disposed, and end pending data for the combined categories of law and equity ("civil") given in the annual report.

Beginning pending figure for criminal and total criminal was computed from filing, disposition, and end pending data.

<sup>i</sup>Data are not complete:

**Domestic relations** pending and disposition figures do not include adoption cases. Filings include all categories.

Total civil pending and disposition figures do not include adoption or mental health cases. Filings include all categories.

Grand total disposition and pending figures do not include adoption, mental health, or juvenile cases. Filings include all categories.

<sup>k</sup>Additional information:

There were 19,049 law and equity cases pending at the beginning of the 1980 court year, 28,961 cases filed, 24,485 disposed, and 23,525 pending at the end of the court year.

<sup>n</sup>Information on time interval or age of pending caseload data:

The number of civil and criminal cases pending over 36 months are included in the over 24 months category and were not available separately.

Source: Office of the State Court Administrator, Statistical Report Relating to the Circuit Courts and District Courts of the State of Oregon, 1980, (Salem, Oregon). Statistics are from the annual report except that totals have been computed where necessary.

**OREGON TAX COURT**  
**Court of general jurisdiction<sup>a</sup>**  
**1 judge**  
**January 1, 1980 to December 31, 1980**

	Beginning pending	Filed	Disposed	End pending
<b>Civil<sup>d</sup>:</b>				
<b>Appeal:</b>				
<b>Appeal of administrative agency case:</b>				
Regular Division .....	86	91	72	105
Small Claims Division .....	16	27	23	20
Total .....	<u>102</u>	<u>118</u>	<u>95</u>	<u>125</u>
Total civil .....	102	118	95	125
<b>Grand total .....</b>	<b>102</b>	<b>118</b>	<b>95</b>	<b>125</b>

Boldface headings indicate the classifications used by the CSIM project.

<sup>a</sup>Court jurisdiction:

Data from the Oregon Tax Court are included in the general jurisdiction charts because ORS 305.405 designates the Tax Court as a court of general jurisdiction within the substantive areas defined by ORS 305.410.

<sup>d</sup>Case definition or unit of count:

A civil case is counted with the filing of a petition or complaint.

Source: Office of the State Court Administrator, 28th Annual Report Relating to Judicial Administration in the Courts of Oregon, 1981 (Salem, Oregon). Statistics are from the annual report except that totals have been computed where necessary.

**OREGON DISTRICT COURT**  
**Court of limited jurisdiction**  
**23 counties, 55<sup>c</sup> judges**  
**January 1, 1980 to December 31, 1980**

	Beginning pending	Filed	Disposed	End pending
<b>Civil<sup>d</sup>:</b>				
<b>Law:</b>				
Civil .....	14,025 <sup>fh</sup>	34,111	33,633	14,503
Small claims .....	11,491 <sup>fh</sup>	51,631	49,273	13,849
<b>Estate:</b>				
<b>Probate/wills/intestate:</b>				
Decedents' estates .....	<u>84</u>	<u>53</u>	<u>50<sup>h</sup></u>	<u>87</u>
Total civil .....	25,600 <sup>fh</sup>	85,795	82,956	28,439
<b>Criminal<sup>d</sup>:</b>				
<b>Preliminary hearing:</b>				
Felony .....	1,419 <sup>fh</sup>	11,690	11,415	1,694 <sup>k</sup>
<b>Other criminal:</b>				
Misdemeanor and violation offenses .....	<u>30,387<sup>fh</sup></u>	<u>84,666</u>	<u>80,606</u>	<u>34,447<sup>k</sup></u>
Total criminal .....	31,806 <sup>fh</sup>	96,356	92,021	36,141 <sup>k</sup>
<b>Traffic:</b>				
Total traffic .....	90,912 <sup>fh</sup>	410,164	404,628	96,448 <sup>k</sup>
<b>Grand total .....</b>	<b>148,318<sup>fh</sup></b>	<b>592,315</b>	<b>579,605</b>	<b>161,028</b>

Age of pending caseload

	Law	Small claims	Probate/wills/intestate	Preliminary hearing	Other criminal	Traffic
Under 6 months .....	8,724	10,406	N/A	1,152	23,724	63,371
6+ to 12 months .....	4,159	2,807	N/A	212	6,001	13,454
Over 12 months .....	1,620	636	N/A	330	4,722	19,623
Over 36 months .....	(n)	(n)	11	(n)	(n)	(n)

Boldface headings indicate the classifications used by the CSIM project.

N/A = This case type is handled by the court, but the data are unavailable.

X = The data for this case type are known to be included in the total but were not available by category.

<sup>c</sup>Judge information:

A total of 54.5 full-time equivalent judges served in the court during the year.

<sup>d</sup>Case definition or unit of count:

A civil case is counted with the filing of a petition or complaint.

The criminal case unit of count is the case number assigned at arraignment.

<sup>f</sup>Beginning pending figure for the 1980 court year does not equal the end pending figure for the 1979 court year:

Figures are as computed from data given in the annual report.

<sup>h</sup>Figure was computed:

Decedent's estates disposition figure was computed from filings and pending data.  
Beginning pending figures were computed from filings, dispositions, and end pending data.

<sup>k</sup>Additional information:

The felony **preliminary hearing** pending figures do not include 143 cases classified as inactive.  
The **other criminal** pending figures do not include 7,438 cases classified as inactive.  
The **traffic** pending figures do not include 35,034 cases classified as inactive.

<sup>n</sup>Information on time interval or age of pending caseload data:

The number of **law, small claims, preliminary hearing, other criminal, and traffic** cases pending over 36 months are included in the over 12 months category and were not available separately.

Source: Office of the State Court Administrator, Statistical Report Relating to the Circuit Courts and District Courts of the State of Oregon, 1980 (Salem, Oregon). Statistics are from the statistical report except that totals have been computed where necessary.

OREGON COUNTY COURTS<sup>a</sup>  
Court of limited jurisdiction  
9 counties, 9 judges  
January 1, 1980 to December 31, 1980

	Beginning pending	Filed	Disposed	End pending
<b>Civil:</b>				
<b>Domestic relations:</b>				
Adoption .....	N/A	8	N/A	N/A
<b>Estate:</b>				
<b>Probate/wills/intestate:</b>				
Decedents' estates .....	199	124	126 <sup>h</sup>	197
<b>Guardianship/conservatorship/trusteeship:</b>				
Guardianship and conservatorship .....	184 <sup>f</sup>	46	23	207
Total .....	383 <sup>f</sup>	170	149	404
<b>Mental health:</b>				
Mental competency .....	N/A	3	N/A	N/A
Total civil <sup>i</sup> .....	383 <sup>fi</sup>	181	149 <sup>i</sup>	404 <sup>i</sup>
<b>Juvenile:</b>				
Total juvenile .....	N/A	90	N/A	N/A
Grand total <sup>i</sup> .....	383 <sup>fi</sup>	271	149 <sup>i</sup>	404 <sup>i</sup>

Age of pending caseload

Over 36 months  
Decedents' estates ..... 32

Boldface headings indicate the classifications used by the CSIM project.  
N/A = This case type is handled by the court, but the data are unavailable.

<sup>a</sup>Court jurisdiction:

Four counties handle both **civil** and **juvenile** cases, two handle only **civil**, and three handle only **juvenile** cases in the County Court.

<sup>d</sup>Case definition or unit of count:

A **civil** case is counted with the filing of a petition or complaint.  
A **juvenile** case is counted with the filing of a petition.

<sup>f</sup>Beginning pending figure for the 1980 court year does not equal the end pending figure for the 1979 court year:

Figures are as given in the annual report.

<sup>h</sup>Figure was computed:

Decedents' estates disposed figure was computed from filing and pending figures.

<sup>i</sup>Data are not complete:

Total **civil** pending and disposition figures do not include data for **adoption** and **mental health** cases. Filings include data for all categories.  
Grand total pending and disposition figures do not include data for **adoption**, **mental competency**, or **juvenile** cases. Filings include data for all categories.

Source: Office of the State Court Administrator, Statistical Report Relating to the Circuit Courts and District Courts of the State of Oregon, 1980, (Salem, Oregon). Statistics are from the statistical report except that totals have been computed where necessary.

OREGON JUSTICE COURT  
Court of limited jurisdiction  
44 courts, 44 judges  
January 1, 1980 to December 31, 1980

There were no data available for cases handled in the Justice Court in 1980.

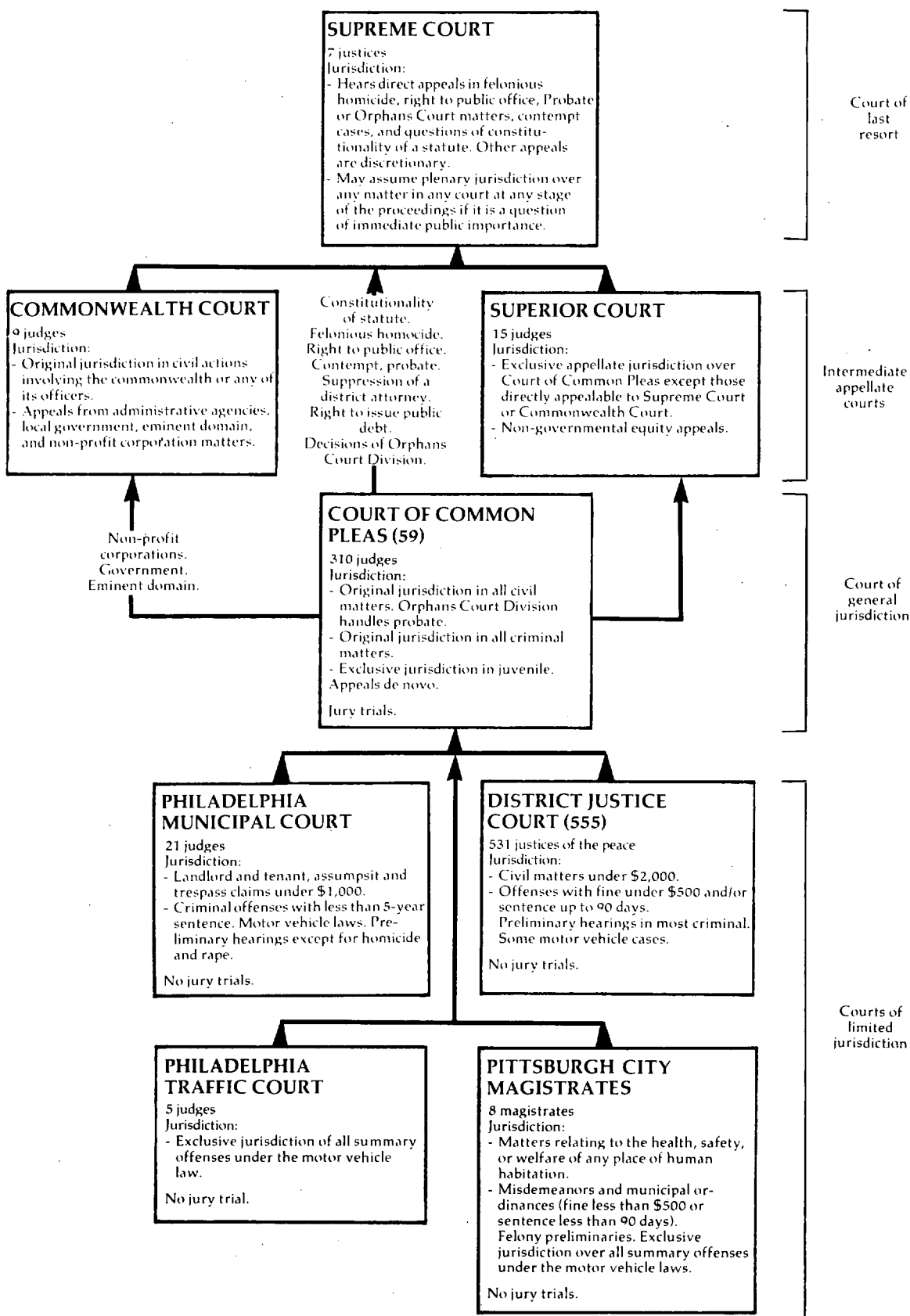
---

OREGON MUNICIPAL COURT  
Court of limited jurisdiction  
182 courts, 181 judges  
January 1, 1980 to December 31, 1980

There were no data available for cases handled in the Municipal Court in 1980.

---

# PENNSYLVANIA COURT SYSTEM, 1980



PENNSYLVANIA SUPREME COURT  
 Court of last resort  
 7<sup>c</sup> justices  
 January 1, 1980 to December 31, 1980

	Beginning pending	Filed	Disposed	End pending
<b>Cases:</b>				
Appeals .....	N/A	758 (147) <sup>e</sup>	N/A	N/A
Total appeals .....	N/A	758 (147) <sup>e</sup>	N/A	N/A
<b>Other cases:</b>				
Original proceedings .....				
Requests to appeal:				
Petitions for allocatur .....	N/A	1,016	N/A (147) <sup>e</sup>	N/A
Total other cases.....	N/A	1,016	N/A (147) <sup>e</sup>	N/A
<b>Total cases.....</b>	N/A	1,774 (147) <sup>e</sup>	N/A (147) <sup>e</sup>	N/A
<b>Other proceedings:</b>				
Other matters:				
Miscellaneous petitions .....	N/A	1,311	N/A	N/A
<b>Total other proceedings .....</b>	N/A	1,311	N/A	N/A

Manner of disposition

Number of cases opinions filed ... 667  
 Majority opinions ..... 307<sup>1</sup>  
 Per curiam ..... 130<sup>1</sup>

Boldface headings indicate the classifications used by the CSIM project.  
 Blank space = Not enough information is known. The case category may or may not be handled by the court.  
 N/A = This case type is handled by the court, but the data are unavailable.

<sup>c</sup>Judge information:

During 1980, one of the justice positions was vacant.

<sup>e</sup>Cases not included in the total to avoid double counting:

  Petitions for allocatur that have been granted are not counted as disposed until the **appeal** is disposed; a filing is not counted for the resulting **appeal**. These granted petitions for allocatur are the numbers appearing in parentheses.

<sup>1</sup>Special source or revision in the data:

  The numbers of majority and per curiam opinions written during the year were provided by the administrative office of the court during data verification.

Source: Administrative Office of the Pennsylvania Courts, 1980 Annual Report (Philadelphia, Pennsylvania). Statistics are from the annual report except that totals have been computed where necessary, and additional information was supplied by the administrative office of the court during data verification.

PENNSYLVANIA SUPERIOR COURT  
Intermediate appellate court  
15<sup>c</sup> Judges  
January 1, 1980 to December 31, 1980

	Beginning pending	Filed	Disposed	End pending
<b>Cases:</b>				
Appeals .....	N/A	4,523	N/A	N/A
Total appeals .....	N/A	4,523	N/A	N/A
<b>Other cases:</b>				
Original proceedings .....				
Requests to appeal .....				
Total other cases.....				
<b>Total cases.....</b>	N/A	4,523	N/A	N/A
<b>Other proceedings:</b>				
<b>Other matters:</b>				
Miscellaneous petitions .....	N/A	3,718	N/A	N/A
<b>Total other proceedings .....</b>	N/A	3,718	N/A	N/A

Manner of disposition

Number of cases opinion filed ..... 1,750

Boldface headings indicate the classifications used by the CSIM project.  
Blank space = Not enough information is known. The case category may or may not be handled by the court.  
N/A = This case type is handled by the court, but the data are unavailable.

<sup>c</sup>Judge information:

The number of judges serving this court was increased from 7 to 15 effective June 11, 1980.

Source: Administrative Office of the Pennsylvania Courts, 1980 Annual Report (Philadelphia, Pennsylvania). Statistics are from the annual report except that totals have been computed where necessary.

PENNSYLVANIA COMMONWEALTH COURT<sup>a</sup>  
Intermediate appellate court  
9 judges  
January 1, 1980 to December 31, 1980

	Beginning pending	Filed	Disposed	End pending
<b>Cases:</b>				
<b>Appeals:</b>				
By notice of appeal .....	N/A	1,004	X	N/A
By transfer from other courts .....	N/A	78	X	N/A
By petition for review .....	N/A	1,884	X	N/A
Total appeals .....	N/A	2,966	2,701	N/A
<b>Other cases:</b>				
<b>Original proceedings:</b>				
Original jurisdiction .....	N/A	354	N/A	N/A
Combined original and appellate cases .....	N/A	14	N/A	N/A
Miscellaneous docket .....	N/A	192	N/A	N/A
Trials and evidentiary hearings .....	N/A	269	N/A	N/A
Total .....	N/A	829	N/A	N/A
Total other cases .....	N/A	829	N/A	N/A
<b>Total cases .....</b>	N/A	3,795	2,701	N/A
<b>Other proceedings:</b>				
<b>Other matters:</b>				
Petitions, motions, and applications .....	N/A	2,565	N/A	N/A

Manner of disposition

By opinion of court or panel ..... 1,029  
Withdrawn or dismissed ..... 1,052  
Remanded or transferred ..... 248  
By stipulation ..... 234  
Consolidated ..... 138

Boldface headings indicate the classifications used by the CSIM project.  
Blank space = Not enough information is known. The case category may or may not be handled by the court.  
N/A = This case type is handled by the court, but the data are unavailable.

<sup>a</sup>Court jurisdiction:

The Commonwealth Court only handles cases involving officials or offices of the Commonwealth of Pennsylvania.

Source: Administrative Office of the Pennsylvania Courts, 1980 Annual Report (Philadelphia, Pennsylvania). Statistics are from the annual report except that totals have been computed where necessary.



PENNSYLVANIA COURT OF COMMON PLEAS  
 Court of general jurisdiction  
 59 courts, 310 judges  
 January 1, 1980 to December 31, 1980

	Beginning pending	Filed	Disposed	End pending
<b>Civil<sup>d</sup>:</b>				
Domestic relations:				
<b>Marriage dissolution:</b>				
Divorce .....	17,329	35,250	34,426	19,2219
<b>Support/custody:</b>				
Custody .....	1,346	7,927	7,399	1,9699
Adoption .....	1,241	6,255	6,139	1,5469
<b>Other domestic relations:</b>				
Domestic relations .....	13,716	82,794	75,838	21,1459
Total .....	33,632	132,226	123,802 <sup>1</sup>	43,8819
Estate:				
<b>Probate/wills/intestate:</b>				
Orphans' court audits .....	1,469	19,574	19,702	1,4499
Mental health .....	300	9,384	9,896	1079
<b>Other civil:</b>				
Civil <sup>j</sup> .....	21,736	39,272	24,595	39,6319
Arbitration .....	15,463	38,531	29,246	25,3779
Total .....	37,199	77,803	53,841	65,0089
Total civil .....	72,600	238,987	207,241	110,4459
<b>Criminal<sup>d</sup>:</b>				
<b>Felony/misdemeanor:</b>				
Criminal <sup>j</sup> .....	27,885	65,782	54,982	31,9539
<b>Appeal:</b>				
Miscellaneous <sup>j</sup> .....	2,873	15,271	14,740	3,7589
<b>Postconviction remedy:</b>				
Postconviction appeals .....	1,080	916	884	1,1379
Total criminal .....	31,838	81,969	70,606	36,8489
<b>Juvenile:</b>				
Total juvenile .....	6,552	43,350	43,079	6,8889
Grand total .....	110,990	364,306	320,926	155,4619

	Trial <sup>d</sup>			Civil dispositions <sup>m</sup>		Criminal (felony/misdemeanor) dispositions		
	Jury	Non-jury	Total	Settlement		Guilty pleas		
<b>Civil<sup>m</sup></b> .....	1,775	4,412	6,187	10,637	4,007	26,130	7,249	10,935
<b>Criminal (felony/misdemeanor)</b> ....	2,781	4,936	7,717	1,512	1,173	304	194	202
Total .....	4,556	9,348	13,904	1,079		2,251		

Boldface headings indicate the classifications used by the CSIM project.

<sup>d</sup>Case definition or unit of count:

A civil case is counted with the filing of a petition or complaint.

The criminal case unit of count is the number of defendants on the information or indictment.

A trial is counted if tried to verdict or sentence, if adjudged guilty.

<sup>9</sup>Change in pending does not equal the difference between filings and dispositions:

Figures are as given in the annual report.

<sup>j</sup>Explanation of data included in the category:

Civil under **other civil** includes trespass, assumpsit, equity, and miscellaneous civil cases that are counted when the case is placed at issue as ready for trial.

Criminal under **felony/misdemeanor** includes felonies, misdemeanors, and trial de novo for appeal.

Miscellaneous **appeals** include **criminal appeals** from District Justice Courts and other miscellaneous court actions.

<sup>1</sup>Special source or revision in the data:

These figures resulted from changes made by the administrative office of the courts during verification.

<sup>m</sup>Information on disposition type or trial data:

Civil trial and civil disposition data include only civil cases in the **other civil** category.

Source: Administrative Office of the Pennsylvania Courts, 1980 Annual Report (Philadelphia, Pennsylvania). Statistics are from the annual report except that totals have been computed where necessary.

PENNSYLVANIA DISTRICT JUSTICE COURT  
 Court of limited jurisdiction  
 555 courts, 531 justices of the peace  
 January 1, 1980 to December 31, 1980

	Beginning pending	Filed	Disposed	End pending
<b>Civil<sup>d</sup>:</b>				
<b>Law:</b>				
Civil complaints .....	N/A	196,171	190,612	N/A
Total civil .....	N/A	196,171	190,612	N/A
<b>Criminal<sup>d</sup>:</b>				
<b>Ordinance violation:</b>				
Non-traffic citations .....	N/A	265,034	229,540	N/A
<b>Preliminary hearing:</b>				
Misdemeanor/felony complaints .....	N/A	103,792	93,132	N/A
<b>Other criminal:</b>				
Summary complaints .....	N/A	134,333	109,858	N/A
Total criminal .....	N/A	503,159	432,530	N/A
<b>Traffic:</b>				
Total traffic .....	N/A	1,235,603	1,105,842	N/A
<b>Grand total .....</b>	N/A	1,934,933	1,728,984	N/A

Non-jury trial<sup>d</sup>

Civil .....	42,793
Criminal .....	51,252
Traffic .....	93,728
Total .....	187,773

Civil dispositions

Settled at or before trial .....	37,473
Judgment by default .....	93,312
Withdrawal of complaint .....	2,969
Dismissed without prejudice .....	4,794
Closed--no service .....	7,229
Other .....	2,042

Criminal dispositions

	Ordinance violation	Preliminary hearing	Other criminal	Total
<b>Non-jury trial:</b>				
Trial conviction .....	17,540	--	12,271	29,811
Acquitted .....	14,628	--	6,183	20,811
Guilty plea .....	164,086	6,657	59,742	230,485
Substantive defective .....	1,030	--	258	1,288
Withdrawal of prosecution .....	15,953	14,219	13,917	44,089
Unable to locate .....	9,356	--	8,166	17,522
Settled at or before trial .....	2,377	4,837	7,220	14,434
Bound to court at preliminary hearing ..	--	32,625	--	32,625
Dismissal at preliminary hearing .....	--	12,610	--	12,610
Waiver of preliminary hearing .....	--	16,933	--	16,933
Declared fugitive .....	--	2,517	--	2,517
Other .....	4,570	2,734	2,101	9,405

Traffic dispositions

<b>Non-jury trial:</b>	
Acquitted .....	48,049
Trial conviction .....	45,679
Guilty plea .....	875,013
Substantive defect .....	7,945
Withdrawal of prosecution .....	53,715
Unable to locate .....	39,633
Other .....	35,808

Boldface headings indicate the classifications used by the CSIM project.  
 N/A = This case type is handled by the court, but the data are unavailable.  
 -- = Not applicable.

<sup>d</sup>Case definitions or unit of count:

- A civil case is counted with the filing of a petition or complaint.
- The criminal case unit of count is the number of defendants on the information, indictment, or complaint.
- A non-jury trial is counted if tried to completion (decision).

Source: Administrative Office of the Pennsylvania Courts, 1980 Annual Report (Philadelphia, Pennsylvania). Statistics are from the annual report except that totals have been computed where necessary.

PHILADELPHIA MUNICIPAL COURT, PENNSYLVANIA  
 Court of limited jurisdiction  
 1 court, 21 judges  
 January 1, 1980 to December 31, 1980

	Beginning pending	Filed	Disposed	End pending
<b>Civil<sup>d</sup>:</b>				
Small claims .....	3,977	50,955	48,608	6,324
<b>Real property rights:</b>				
Landlord and tenant .....	1,212	18,683	18,886	1,009
<b>Other civil:</b>				
Code enforcement <sup>j</sup> .....	4,121	27,085	26,745	4,461
Total civil .....	9,310	96,723	94,239	11,794
<b>Criminal<sup>d</sup>:</b>				
<b>Misdemeanor:</b>				
Criminal .....	5,052	28,182	28,182	4,822 <sup>9</sup>
Private complaints <sup>j</sup> .....	361	5,743	5,848	256
Total .....	5,413	33,925	34,030	5,078
Preliminary hearing .....	1,655	14,719	14,303	1,718 <sup>9</sup>
Total criminal .....	7,068	48,644	48,333	6,796 <sup>9</sup>
Grand total .....	16,378	145,367	142,572	18,590 <sup>9</sup>

Non-jury trial<sup>d</sup>  
**Criminal<sup>m</sup>** ..... 2,930

Criminal dispositions<sup>m</sup>

Guilty pleas .....	4,272
Nolle prossed .....	11,638
ARD (rehabilitation program) ....	8,864
Transferred .....	478

Boldface headings indicate the classifications used by the CSIM project.

<sup>d</sup>Case definition or unit of count:

A civil case is counted with the filing of a petition or complaint.  
 The criminal case unit of count is the number of defendants on the information or indictment.  
 A non-jury trial is counted if tried to completion (decision). There are no jury trials in this court.

<sup>9</sup>Change in pending does not equal the difference between filings and dispositions:

This was due in part to the placement of 570 records in deferred status and the reinstatement of 340 other records during the court year, a net change of -230 cases. Figures are as given in the annual report.

<sup>j</sup>Explanation of data included in the category:

"Private complaints" are criminal complaints filed by a private citizen; "criminal" complaints are filed by the police.  
 Code enforcement pertains to violations regarding housing, property, etc.

<sup>m</sup>Information on disposition type or trial data:

Criminal trials and criminal disposition types are only for the criminal category listed as misdemeanor: criminal cases.

Source: Administrative Office of the Pennsylvania Courts, 1980 Annual Report (Philadelphia, Pennsylvania). Statistics are from the annual report except that totals have been computed where necessary.

PHILADELPHIA TRAFFIC COURT, PENNSYLVANIA  
 Court of limited jurisdiction  
 1 court, 5 judges  
 January 1, 1980 to December 31, 1980

	Beginning pending	Filed	Disposed	End pending
<b>Traffic<sup>d</sup>:</b>				
Total traffic .....	N/A	2,532,181	561,199	N/A
Grand total .....	N/A	2,532,181	561,199	N/A

Boldface headings indicate the classifications used by the CSIM project.

N/A = This case type is handled by the court, but the data are unavailable.

<sup>d</sup>Case definition or unit of count:

The traffic case unit of count is the number of defendants on the information, indictment, or complaint.

Source: Administrative Office of the Pennsylvania Courts, 1980 Annual Report (Philadelphia, Pennsylvania). Statistics are from the annual report except that totals have been computed where necessary.

PITTSBURGH CITY MAGISTRATES COURT, PENNSYLVANIA  
 Court of limited jurisdiction  
 1 court, 8 magistrates  
 January 1, 1980 to December 31, 1980

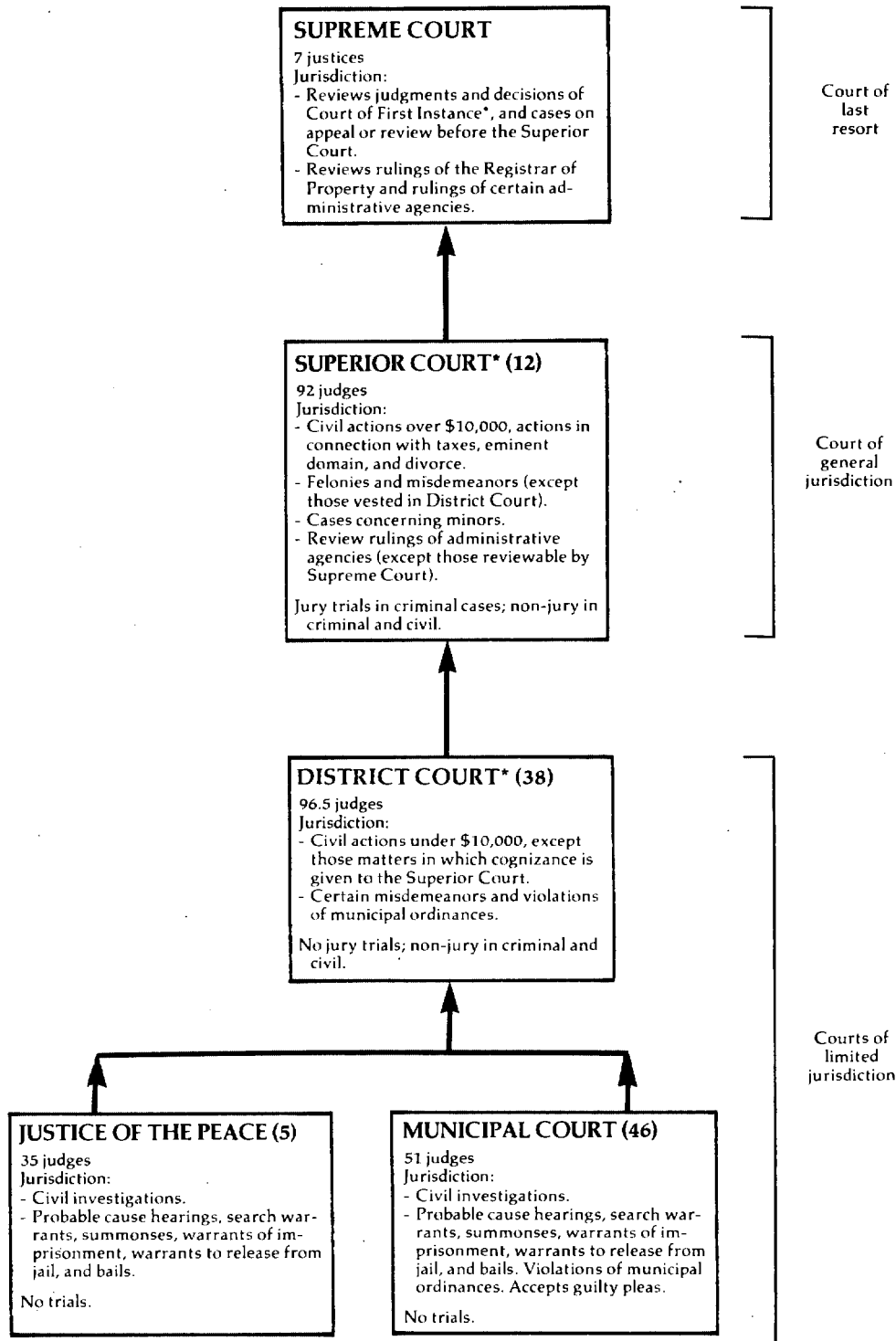
	Beginning pending	Filed	Disposed	End pending
<b>Civil<sup>d</sup>:</b>				
<b>Real property rights:</b>				
Housing court summary cases .....	N/A	2,174	N/A	N/A
Total civil .....	N/A	2,174	N/A	N/A
<b>Criminal<sup>d</sup>:</b>				
<b>Preliminary hearing:</b>				
Misdemeanor/felony complaints .....	N/A	8,702	N/A	N/A
<b>Ordinance violation:</b>				
Miscellaneous citations .....	N/A	652	N/A	N/A
<b>Other criminal:</b>				
Summary complaints .....	N/A	12,442	N/A	N/A
Total criminal .....	N/A	21,796	N/A	N/A
<b>Traffic:</b>				
Parking .....	N/A	340,781	N/A	N/A
<b>Other traffic violations:</b>				
Misdemeanor/felony .....	N/A	2,466	N/A	N/A
Traffic citations .....	N/A	36,061	N/A	N/A
Total .....	N/A	38,527	N/A	N/A
Total traffic .....	N/A	379,308	N/A	N/A
Grand total .....	N/A	403,278	N/A	N/A

Boldface headings indicate the classifications used by the CSIM project.  
 N/A = This case type is handled by the court, but the data are unavailable.  
 -- = Not applicable.

<sup>d</sup>Case definitions or unit of count:  
 A civil case is counted with the filing of a petition or complaint.  
 The criminal case unit of count is the number of defendants on the information, indictment, or complaint.

Source: Administrative Office of the Pennsylvania Courts, 1980 Annual Report (Philadelphia, Pennsylvania). Statistics are from the annual report except that totals have been computed where necessary.

# PUERTO RICO COURT SYSTEM, 1980



↑ Indicates route of appeal.  
 \*The Court of First Instance consists of two divisions: the Superior Court and the District Court.

PUERTO RICO SUPREME COURT  
Court of last resort  
7 Justices  
July 1, 1979 to June 30, 1980

	Beginning pending	Filed <sup>J</sup>	Disposed	End pending
<b>Cases:</b>				
<b>Appeals:</b>				
Civil .....	10	45	42	13
Criminal .....	74	90	91	73
<b>Appeal of administrative agency case:</b>				
Minimum Wage Board .....	1	0	1	0
Industrial Commission .....	8	114	95	27
Registrar of property .....	5	9	10	4
Labor Relations Board .....	5	17	13	9
Board of Electors .....	0	8	8	0
Other .....	0	1	1	0
Total .....	19	149	128	40
Total appeals .....	103	284	261	126
<b>Other cases:</b>				
<b>Original proceedings:</b>				
<b>Original jurisdiction:</b>				
Injunction .....	0	0	0	0
Habeas corpus .....	1	4	5	0
Mandamus .....	2	9	10	1
Quo warranto .....	0	0	0	0
Writ of prohibition .....	0	4	4	0
Corporate dissolution .....	0	0	0	0
Total .....	3	17	19	1
<b>Disciplinary matter:</b>				
Professional conduct (against lawyer) .....	12	16	17	11
Bringing of charge (against judge) .....	5	1	3	3
Complaints of Puerto Rico Bar Association .....	1	0	0	1
Total .....	18	17	20	15
<b>Advisory opinion cases:</b>				
Certifications .....	1	4	2	3
Total .....	22	38	41	19
<b>Requests to appeal:</b>				
Certiorari .....	71	500	481	90
Civil reviews .....	89	560	525	124
Total .....	160	1,060	1,006	214
Total other cases .....	182	1,098	1,047	233
<b>Total cases .....</b>	<b>285</b>	<b>1,382</b>	<b>1,308</b>	<b>359</b>

Status of pending caseload (6/30/80)

	Submitted	Cases in process to be resolved
<b>Appeals:</b>		
Civil .....	3	10
Criminal .....	12	61
Agency .....	8	32
Total .....	23	103
<b>Original proceedings:</b>		
Original jurisdiction .....	0	1
Disciplinary matter .....	3	12
Advisory opinion .....	1	2
Total .....	4	15
Requests to appeal .....	36	78
Total cases .....	63	296

Manner of disposition

Opinion .....	71 <sup>m</sup>
Per curiam .....	21
Without opinion .....	1,216

Time to disposition

Filing to disposition:	Median days
<b>Appeals:</b>	
Criminal .....	83
Certiorari .....	32

Disposition of cases

	Appeals				Civil reviews	All other cases	Total
	Civil	Criminal	Agency	Total			
Affirmed .....	10	40	11	61	13	16	90
Reversed .....	4	11	42	57	72	109	238
Modified .....	0	3	7	10	40	12	62
Dismissed .....	27	36	6	69	11	25	105
Writ denied .....	0	0	61	61	385	341	787
Other .....	1	1	1	3	4	19	26
Total .....	42	93	128	261	525	522	1,308

Boldface headings indicate the classifications used by the CSIM project.

<sup>J</sup>Explanation of data included in the category:

Filed figures include new filings and restored cases.

<sup>m</sup>Information on disposition type or trial data:

In addition to the 92 majority opinions written, the justices also wrote 24 dissenting, 10 concurring, 7 mixed, and 13 separadas opinions.

Source: Office of Court Administration, Annual Report 1979-1980 and Annual Statistics 1979-80 (Hato Rey, Puerto Rico: 1981).

Statistics are from the annual report and annual statistics report except that totals have been computed where necessary.

PUERTO RICO SUPERIOR COURT  
 Court of general jurisdiction  
 12 districts, 92 judges  
 July 1, 1979 to June 30, 1980

	Beginning pending	Filed <sup>j</sup>	Disposed	End pending
<b>Civil<sup>d</sup>:</b>				
<b>Law:</b>				
Debt collections .....	2,178 <sup>f</sup>	2,684	2,413	2,449
Wages .....	213 <sup>f</sup>	202	173	241
Total .....	2,391 <sup>f</sup>	2,885	2,586	2,690
<b>Tort .....</b>				
	7,149 <sup>f</sup>	4,052	4,472	6,729
<b>Contract:</b>				
Contract executions .....	16 <sup>f</sup>	19	19	16
Contract ratification .....	3	3	4	2
Note cancellation .....	197 <sup>f</sup>	325	334	188
Specific performance to contract .....	88 <sup>f</sup>	69	54	103
Contract cancellations .....	52 <sup>f</sup>	89	49	92
Action of nullification .....	104	72	65	111
Affidavits revision .....	0	0	0	0
Dissolution of corporation or firm .....	7	6	4	9
Unclassified .....			43	
Total .....	467 <sup>f</sup>	583	572	521
<b>Real property rights:</b>				
Property .....	4,500 <sup>f</sup>	7,259	7,534	4,225
Transfer of farm title .....	2	0	2	0
Claim of rights .....	376 <sup>f</sup>	584	417	500
Expropriation .....	1,580 <sup>f</sup>	648	689	1,539
Total .....	6,458 <sup>f</sup>	8,491	8,642	6,264
<b>Domestic relations:</b>				
<b>Marriage dissolution:</b>				
Divorce .....	6,803	20,903	20,204	7,502
Other domestic relations .....	6,110 <sup>f</sup>	11,341	11,509	5,942
Total .....	12,913 <sup>f</sup>	32,244	31,713	13,444
<b>Appeal:</b>				
<b>Appeal of administrative agency case:</b>				
Taxes .....	171 <sup>f</sup>	67	96	142
<b>Appeal of trial court case:</b>				
Appeals .....	(j)	(j)	(j)	(j)
Total .....	171 <sup>f</sup>	67	96	142
Extraordinary writs .....	987 <sup>f</sup>	1,200	1,393	794
<b>Other civil:</b>				
Other special proceedings <sup>j</sup> .....	2,927 <sup>f</sup>	12,032	11,887	3,072
License to bear arms .....	1,231 <sup>f</sup>	38,208	38,381	1,058
Disability .....	6	35	26	15
Other actions <sup>j</sup> .....	1,927 <sup>f</sup>	1,238	1,370	1,795
Total .....	6,091 <sup>f</sup>	51,513	51,664	5,940
Total civil .....	36,627 <sup>f</sup>	101,035	101,138	39,512
<b>Criminal<sup>d</sup>:</b>				
Felony .....	7,395 <sup>f</sup>	10,927	10,781	7,541
Misdemeanor .....	6,634 <sup>f</sup>	9,762	10,063	6,333
Preliminary hearing .....	153 <sup>f</sup>	732	729	156
Appeal .....	(j)	(j)	(j)	(j)
Total criminal .....	14,182 <sup>f</sup>	21,421	21,573	14,030
<b>Juvenile<sup>d</sup>:</b>				
<b>Criminal-type offense:</b>				
Charges .....	1,252 <sup>f</sup>	5,546	5,795	1,003
Total juvenile .....	1,252 <sup>f</sup>	5,546	5,795	1,003
Grand total .....	52,061 <sup>f</sup>	128,002	128,506	51,557

<u>Trial<sup>d</sup></u>			<u>Civil dispositions<sup>l</sup></u>					
	<u>Jury</u>	<u>Non-jury</u>	<u>Total</u>	<u>Settled</u>	<u>Dismissed</u>	<u>Transfers</u>	<u>Uncontested</u>	<u>Other<sup>m</sup></u>
<b>Civil:</b>								
Law .....	--	267	267	421	1,043	215	215	425
Tort .....	--	425	425	1,599	1,629	600	107	112
Contract .....	--	85	85	35	135	95	105	117
Real property rights .....	--	684	684	799	2,668	588	2,709	1,194
Domestic relations:								
Marriage dissolution .....	--	1,448	1,448	15	4,618	739	9,227	4,352
Other domestic relations .....	--	1,101	1,101					
Total .....	--	2,549	2,549	1,454	4,929	1,755	2,075	4,157
Appeal:				1,469	9,547	2,494	11,302	8,509
Appeal of administrative agency case .....	--	14	14					
Appeal of trial court case .....	--	(j)	(j)	27	32	4	19	0
Total .....	--	14	14					
Extraordinary writ .....	--	167	167	(j)	(j)	(j)	(j)	(j)
Other civil .....	--	905	905	27	32	4	19	0
Total .....	--	5,096	5,096	111	829	102	143	41
<b>Criminal:</b>				931	1,367	648	45,434	579
Felony .....	354	2,213	2,567	5,392	19,050	4,746	60,034	6,820
Misdemeanor .....	19	2,084	2,103					
Total .....	373	4,297	4,670					
Grand total .....	373	9,393	9,766					

Criminal dispositions

	<u>Felony</u>	<u>Misdemeanor</u>	<u>Preliminary hearing</u>	<u>Total</u>
Jury trial:				
Convicted .....	199	10	--	209
Acquitted .....	155	9	--	164
Non-jury trial:				
Convicted .....	1,293	987	--	2,280
Acquitted .....	920	1,097	--	2,017
Guilty plea .....	4,059	2,462	--	6,521
Total conviction .....	5,551	3,459	--	9,010
Dismissed .....	3,501	4,685	--	8,186
Transferred .....	653	593	--	1,246
Probable cause found .....	0	0	0	0
No probable cause found .....	--	--		
Other .....	220	1	0	221

Age of cases at disposition:

Time interval data (months)

	<u>Average time to disposition</u>	<u>less than 3 months</u>	<u>3-6 months</u>	<u>6-9 months</u>	<u>9-12 months</u>	<u>12-18 months</u>	<u>18-24 months</u>	<u>24 months and over</u>
<b>Civil</b> .....	1.8 months	63,901	655	219	135	88	43	89
<b>Criminal</b> .....	4.5 months	298	540	553	635	571	439	848
<b>Juvenile</b> .....	2.2 months	287	1,360	1,117	412	174	139	90

Age of pending caseload

	<u>6 months and under</u>	<u>6 months to 1 year</u>	<u>1-2 years</u>	<u>2-3 years</u>	<u>3-4 years</u>	<u>4-5 years</u>	<u>5-6 years</u>	<u>6-7 years</u>	<u>7 years and over</u>
<b>Civil</b> .....	18,435	6,281	6,052	2,333	1,215	684	526	356	642
<b>Criminal</b> ....	7,061	1,360	1,226	632	579	605	734	539	1,138

Boldface headings indicate the classifications used by the CSIM project.

-- = Not applicable.

<sup>d</sup>Case definition or unit of count:

A civil case is counted with the filing of a petition or complaint.

The criminal case unit of count is the number of charges.

The juvenile case unit of count is the number of charges filed.

A trial is counted if tried to verdict or decision.

<sup>f</sup>The beginning pending figure for the 1980 court year does not equal the end pending figure for the 1979 court year:

Figures are as given in the annual report.

<sup>j</sup>Explanation of data included in the category:

Filed figures include original filings, transfers, and reopened cases.

Appeals of trial court cases are included according to the case type for caseload inventories, trial, and disposition data.

The number of appeals filed in each category was given, but the number of dispositions and pendings could not be separated.

There were civil appeals and criminal appeals filed.

(continued on next page)



Other special proceedings include declaration of heir, confiscation, permission of law, and recovery.

Other actions include declaration of private title, nullity of fraudulent trespass, and supplementary orders issued to impugn the document.

<sup>1</sup>Special source or revision in the data:

Breakdowns for trial, civil disposition data, and criminal jury and non-jury trial disposition data into categories were supplied by the administrative office of the court during data verification.

Grand total cases disposed figure was corrected by the court administrative office during data verification.

<sup>m</sup>Information on disposition type or trial data:

Civil non-jury trials are the number of contested cases concluded.

Appeal of trial court case data are included according to the case type for civil trial and civil disposition data.

Source: Office of Court Administration, Annual Report 1979-1980 and Annual Statistics 1979-80 (Hato Rey, Puerto Rico: 1981). Statistics are from the annual report and annual statistics report except that totals have been computed where necessary.

**PUERTO RICO DISTRICT COURT**  
 Court of limited jurisdiction  
 38 courts, 96.5 judges  
 July 1, 1979 to June 30, 1980

	Beginning pending	Filed <sup>j</sup>	Disposed	End pending
<b>Civil<sup>d</sup>:</b>				
<b>Law:</b>				
Debt collections .....	15,679 <sup>f</sup>	42,700	42,380	15,999
Wages .....	513 <sup>f</sup>	940	826	627
Total .....	16,192 <sup>f</sup>	43,640	43,206	16,626
<b>Tort</b> .....	1,806 <sup>f</sup>	1,861	2,064	1,603
<b>Real property rights:</b>				
Property .....	358 <sup>f</sup>	587	610	335
<b>Domestic relations:</b>				
Family relations .....	342 <sup>f</sup>	3,157	3,114	385
<b>Appeal:</b>				
Appeal of administrative agency case:				
Taxes .....	4	9	5	8
<b>Other civil:</b>				
Special proceedings .....	815 <sup>f</sup>	4,939	4,756	998
Other .....	464 <sup>f</sup>	625	670	419
Total .....	1,279 <sup>f</sup>	5,564	5,426	1,417
<b>Total civil</b> .....	19,981	54,818	54,425	20,374
<b>Criminal<sup>d</sup>:</b>				
<b>Misdemeanor:</b>				
Criminal categories .....	8,853 <sup>f</sup>	42,866	43,633	8,086
<b>Ordinance violation:</b>				
Infractions of municipal ordinances except traffic .....	54	280	295	39
Preliminary hearing .....	9,931 <sup>f</sup>	16,561	17,816	8,676
<b>Total criminal</b> .....	18,838 <sup>f</sup>	59,707	61,744	16,801
<b>Traffic:</b>				
Total traffic .....	7,398 <sup>f</sup>	49,659	50,313	6,744
<b>Grand total</b> .....	46,217 <sup>f</sup>	164,184	166,482	43,919 <sup>j</sup>

	Trial <sup>d</sup>			Civil dispositions <sup>1</sup>				
	Jury	Non-jury	Total	Settled	Dismissed	Transferred	Uncontested	Other
<b>Civil:<sup>m</sup></b>								
<b>Law</b> .....	--	4,943	4,943	2,513	22,087	616	5,530	7,517
<b>Tort</b> .....	--	403	403	476	955	95	88	47
<b>Real property rights</b> .....	--	82	82	52	287	24	106	59
<b>Domestic relations</b> .....	--	64	64	3	140	47	2,613	247
<b>Appeal:</b>								
Appeal of administrative agency case .....	--	2	2	1	1	0	0	1
<b>Other civil</b> .....	--	1,184	1,184	156	1,783	149	1,788	366
<b>Total</b> .....	--	6,678	6,678	3,201	25,253	931	10,125	8,237
<b>Criminal</b> .....	--	8,424	8,424					
<b>Traffic</b> .....	--	4,314	4,314					

<u>Traffic dispositions</u>		<u>Criminal dispositions</u>			
		<u>Misdemeanor and Ordinance violation</u>	<u>Preliminary hearing</u>	<u>Total</u>	
Non-jury trial:		Non-jury trial:			
Convicted .....	1,930	2,771	--	2,771	
Acquitted .....	2,384	5,653	--	5,653	
Guilty plea .....	33,514	14,334	--	14,334	
Total conviction .....	34,828	17,105	--	17,105	
Dismissed .....	12,157	20,015	3,337	23,352	
Transferred .....	328	1,155	123	1,278	
		Transferred to Superior Court on misdemeanor ....			
		--	214	214	
		Probable cause found .....			
		--	8,810	8,810	
		No probable cause found ..			
		--	2,897	2,897	
		Renounced .....			
		--	2,005	2,005	
		Other .....			
		--	430	430	

Time to disposition (months)

	<u>Median</u>
Time from filing to disposition:	
<b>Civil</b> .....	2.1
<b>Criminal</b> .....	0.9
<b>Traffic</b> .....	0.8

Boldface headings indicate the classifications used by the CSIM project.  
N/A = This case type is handled by the court but the data were unavailable.  
-- = Not applicable.

<sup>d</sup>Case definition or unit of count:

A civil case is counted with the filing of a petition or complaint.  
The criminal case unit of count is the number of charges.  
A trial is counted if tried to verdict or decision.

<sup>f</sup>The beginning pending figure for the 1980 court year does not equal the end pending figure for the 1979 court year.

Figures are as given in the annual report.

<sup>j</sup>Explanation of data included in the category:

Filed figures include original filings, transfers, and reopened cases.

The number of cases pending at the end of the year includes inactive cases. There were 5,596 inactive cases pending at the end of the year.

**Criminal** time to disposition data are given for misdemeanor and ordinary violation cases only.

<sup>l</sup>Special source or revision in the data:

Breakdowns for civil trial and disposition data were supplied by the administrative office of the court during data verification.

<sup>m</sup>Information on disposition type or trial data:

**Civil** non-jury trials are the number of contested civil cases concluded by trial.

Source: Office of Court Administration, Annual Report 1979-1980 and Annual Statistics 1979-80 (Hato Rey, Puerto Rico: 1981).  
Statistics are from the annual report and annual statistics report except that totals have been computed where necessary, and additional data were supplied by the administrative office of the court during data verification.

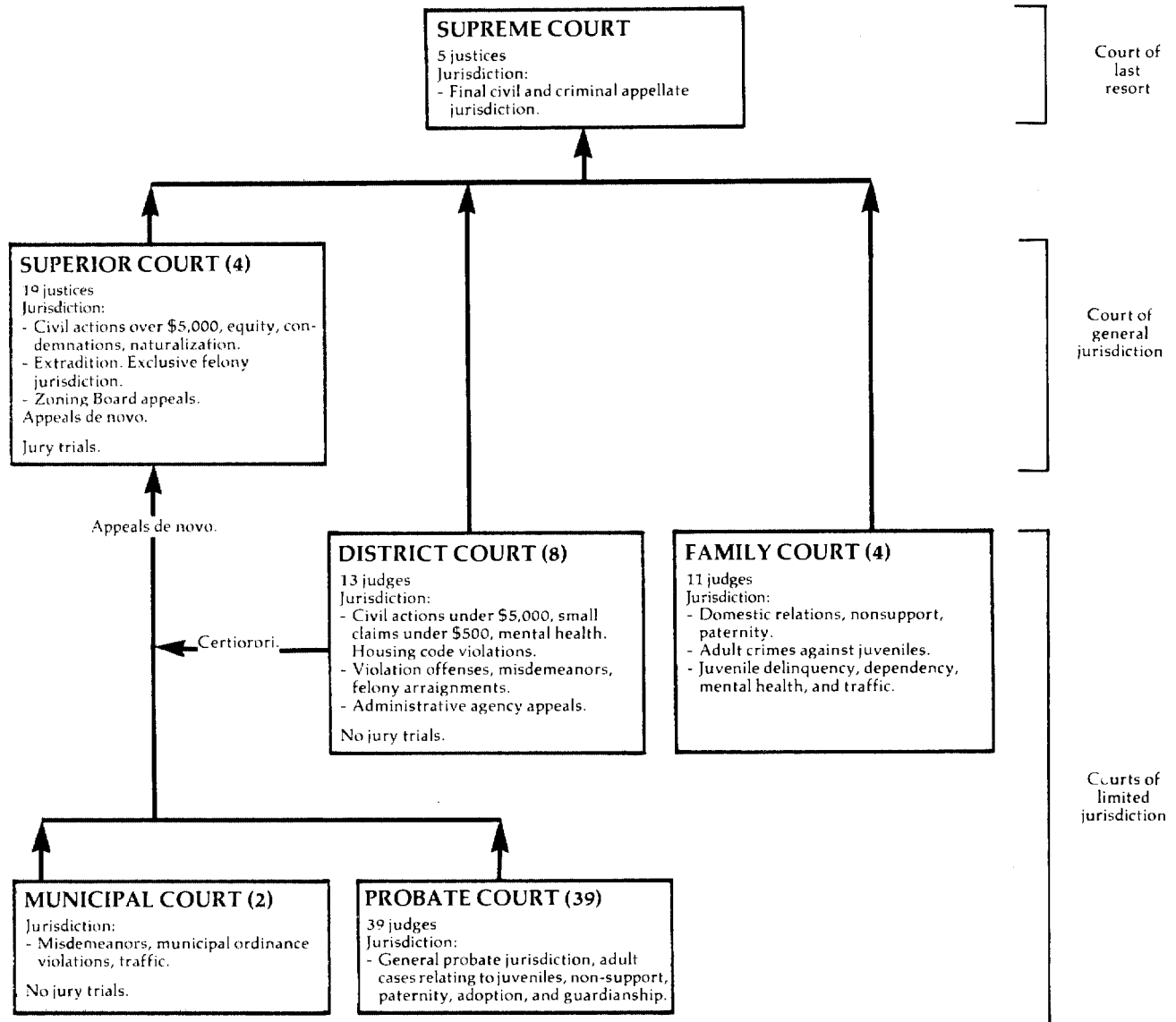
**PUERTO RICO JUSTICES OF THE PEACE**  
Court of limited jurisdiction  
5 courts, 5 regular judges and 30 special judges and honorary magistrates  
July 1, 1979 to June 30, 1980

There were no data available for cases handled by the Justices of the Peace for 1980.

**PUERTO RICO MUNICIPAL COURT**  
Court of limited jurisdiction  
46 courts, 51 judges  
July 1, 1979 to June 30, 1980

There were no data available for cases handled by the Municipal Court for 1980.

# RHODE ISLAND COURT SYSTEM, 1980



↑ Indicates route of appeal.

RHODE ISLAND SUPREME COURT  
 Court of last resort  
 5 justices  
 October 1, 1979 to September 30, 1980

	Beginning pending	Filed	Disposed	End pending
<b>Cases:</b>				
<b>Appeals:</b>				
<b>Civil:</b>				
Civil .....	248	230	178	300
Domestic relations/custody/adoption .....	39	50	34	55
Total .....	287	280	212	355
<b>Criminal</b> .....	147	116	112	151
<b>Appeal of administrative agency case:</b>				
Workmen's compensation .....	46	24	33	37
Total appeals .....	480	420	357	543
<b>Other cases:</b>				
<b>Original proceedings:</b>				
<b>Original jurisdiction:</b>				
Habeas corpus .....	6	23	25	4
Miscellaneous petitions .....	4	12	11	5
Total .....	10	35	36	9
<b>Disciplinary:</b>				
Bar disciplinary .....	3	9	12	0
<b>Advisory opinion:</b>				
Certified question .....	7	4	7	4
Other .....	0	1	0	1
Total .....	20	49	55	14
<b>Requests to appeal:</b>				
Certiorari .....	77	139	132	84
Total other cases .....	97	188	187	98
<hr/>				
Total cases .....	577	608	544	641

Boldface headings indicate the classifications used by the CSIM project.

Source: Unpublished data provided by the Administrative Office of the Courts. Statistics are from the unpublished data except that totals have been computed where necessary.

RHODE ISLAND SUPERIOR COURT  
 Court of general jurisdiction  
 4 counties, 19 justices  
 January 1, 1980 to December 31, 1980

	Beginning pending	Filed	Disposed	End pending
<b>Civil<sup>d</sup>:</b>				
Appeal of trial court case .....	N/A	X	N/A	N/A
Other civil .....	N/A	X	N/A	N/A
Total civil .....	N/A	7,158	N/A	N/A
<b>Criminal<sup>d</sup>:</b>				
<b>Felony/misdemeanor:</b>				
Defendant cases .....	N/A	3,667	3,462	N/A
Appeal .....	N/A	772	N/A	N/A
Total criminal .....	N/A	4,439	3,462 <sup>i</sup>	N/A
Grand total .....	N/A	11,597	3,462 <sup>i</sup>	N/A

Boldface headings indicate the classifications used by the CSIM project.  
 N/A = This case type is handled by the court but the data are unavailable.  
 X = The data for this case type are known to be included in the total but were not available by category.

<sup>d</sup>Case definition or unit of count:  
 A civil case is counted with the filing of a petition or complaint.  
 The criminal case unit of count is the number of defendants on the indictment.  
<sup>i</sup>Data are not complete:  
 The only disposition data that were available were the number of criminal defendant cases disposed. Total criminal disposed figure does not include appeals disposed. Grand total disposed does not include any civil cases or criminal appeals disposed.

Source: Unpublished data provided by the Administrative Office of the Courts. Statistics are from the unpublished data except that totals have been computed where necessary.

RHODE ISLAND DISTRICT COURT  
 Court of limited jurisdiction  
 8 divisions, 13 judges  
 January 1, 1980 to December 31, 1980

	Beginning pending	Filed	Disposed	End pending
<b>Civil<sup>d</sup>:</b>				
<b>Law:</b>				
Regular civil .....	N/A	23,308	20,174	N/A
Small claims .....	N/A	7,796	5,860	N/A
Total civil .....	N/A	31,104	26,034	N/A
<b>Criminal<sup>d</sup>:</b>				
Misdemeanor <sup>ij</sup> .....	N/A	31,944 <sup>j</sup>	31,522 <sup>j</sup>	N/A
Preliminary hearing: Felony .....	N/A	7,878	N/A	N/A
Total criminal .....	N/A	39,822 <sup>j</sup>	31,522 <sup>ij</sup>	N/A
<b>Traffic<sup>ij</sup>:</b>				
Total traffic <sup>j</sup> .....	N/A	(j)	(j)	N/A
Grand total <sup>i</sup> .....	N/A	70,926	57,556 <sup>i</sup>	N/A

	Trial <sup>d</sup>		
	Jury	Non-jury	Total
Civil .....	--	3,680	3,680
Criminal .....	--	632	632
Total .....	--	4,312	4,312

Boldface headings indicate the classifications used by the CSIM project.  
 N/A = This case type is handled by the court but the data are unavailable.  
 -- = Not applicable.

<sup>d</sup>Case definition or unit of count:  
 A civil case is counted with the filing of a petition or complaint.  
 The criminal case unit of count is the number of indictments or complaints.  
 A non-jury trial is counted at the point when an opening statement or the introduction of any evidence occurs. Criminal trials include changed pleas.

<sup>i</sup>Data are not complete:  
**Misdemeanor** and grand total figures do not include motor vehicle violations handled by the Administrative Adjudication Division of the Department of Transportation.  
 Total **criminal** and grand total disposed figures do not include **criminal preliminary hearing** cases disposed.  
 Traffic (motor vehicle) violations handled by the Administrative Adjudication Division of the Department of Transportation are not included in figures given.

<sup>j</sup>Explanation of data included in the category:  
 Traffic cases not handled by the Administrative Adjudication Division are included with the **misdemeanor** data.

<sup>m</sup>Information on disposition type on trial data:  
 The number of **criminal** trials includes cases disposed after a changed plea.

Source: Unpublished data provided by the Administrative Office of the Courts. Statistics are from the unpublished data except that totals have been computed where necessary.

**RHODE ISLAND FAMILY COURT**  
 Court of limited jurisdiction  
 4 counties, 11 judges  
 January 1, 1980 to December 31, 1980

	Beginning pending	Filed	Disposed	End pending
<b>Civil:</b>				
<b>Domestic relations:</b>				
<b>Marriage dissolution:</b>				
Absolute divorce .....	N/A	5,191	N/A	N/A
Adoption .....	N/A	N/A	N/A	N/A
<b>Other domestic relations:</b>				
Termination of parental rights .....	N/A	201	N/A	N/A
<b>Total</b> .....	<u>N/A</u>	<u>5,392</u>	<u>N/A</u>	<u>N/A</u>
Total civil .....	N/A	5,392	N/A	N/A
<b>Juvenile:</b>				
<b>Criminal-type offense:</b>				
Wayward/delinquent .....	N/A	5,624 <sup>k</sup>	N/A	N/A
<b>Non-offense:</b>				
Dependency, neglect, and abuse .....	N/A	636	N/A	N/A
<b>Other juvenile</b> .....	<u>N/A</u>	<u>662</u>	<u>N/A</u>	<u>N/A</u>
Total juvenile .....	N/A	6,922	N/A	N/A
<b>Grand total</b> .....	N/A	12,314	N/A	N/A

Boldface headings indicate the classifications used by the CSIM project.  
 N/A = This case type is handled by the court, but the data are unavailable.

<sup>d</sup>Case definition or unit of count:  
 A civil case is counted with the filing of a petition or complaint.  
 The criminal case unit of count is the number of indictments or complaints.

<sup>k</sup>Additional information:  
 The method of counting wayward/delinquent cases changed during FY 1980. In previous years, the count represented the number of petitions filed, from 1980 on it represents the number of referrals.

Source: Statistics are from the annual report except that totals have been computed where necessary.

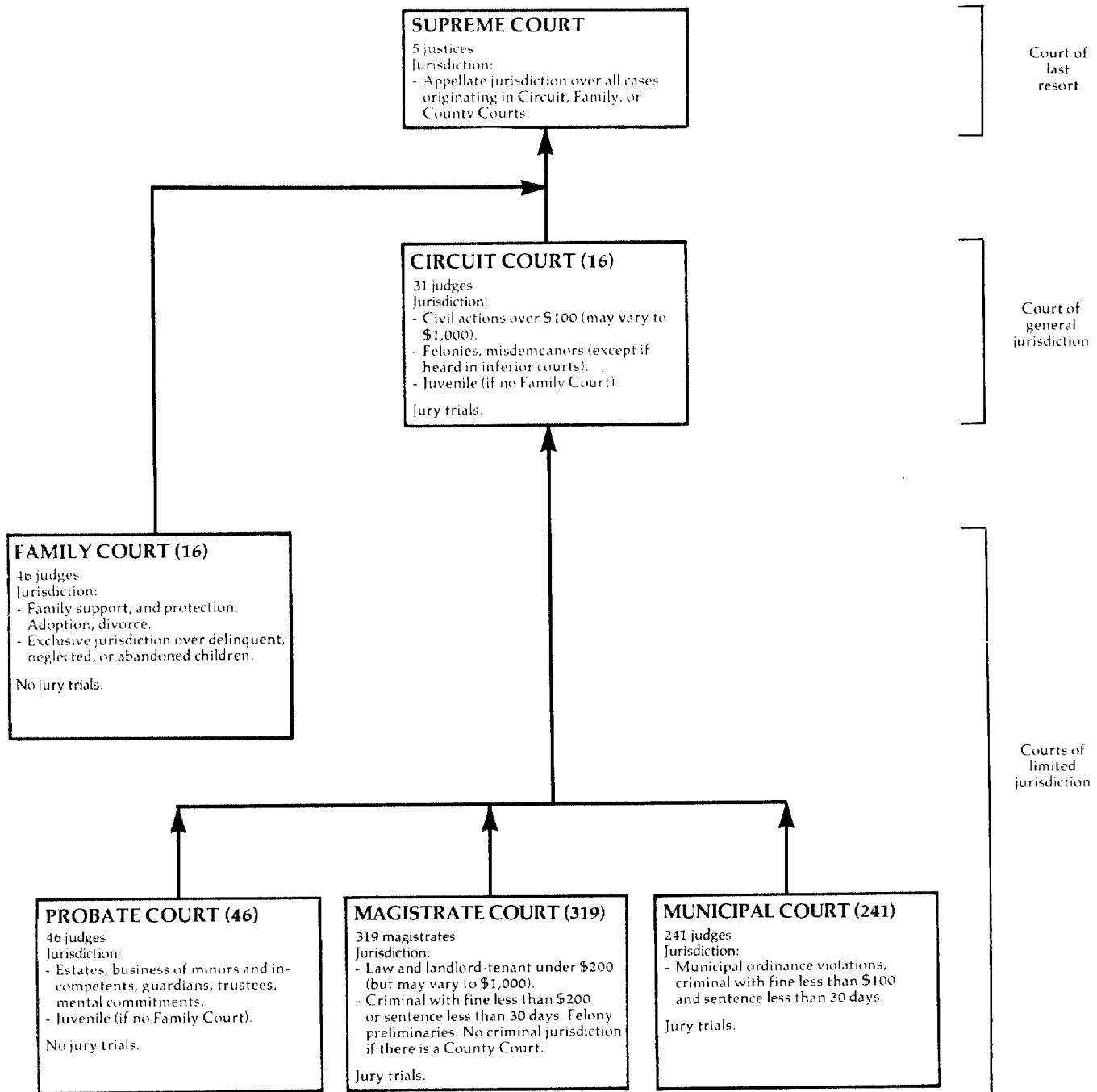
**RHODE ISLAND MUNICIPAL COURT**  
 Court of limited jurisdiction  
 2 courts  
 January 1, 1980 to December 31, 1980

There were no data available for cases handled in the Municipal Court for 1980. The Municipal Courts are local courts operated independently by two cities.

**RHODE ISLAND PROBATE COURT**  
 Court of limited jurisdiction  
 39 courts, 39 judges  
 January 1, 1980 to December 31, 1980

There were no data available for cases handled in the Probate Court for 1980. The Probate Court function is handled by independent probate judges chosen and paid by each of the 39 cities and towns.

# SOUTH CAROLINA COURT SYSTEM, 1980



↑ Indicates route of appeal.

SOUTH CAROLINA SUPREME COURT  
 Court of last resort  
 5 justices  
 January 1, 1980 to December 31, 1980

	Beginning pending	Filed <sup>d</sup>	Disposed	End pending
<b>Cases:</b>				
<b>Appeals:</b>				
Civil <sup>j</sup> .....	N/A	552	N/A	N/A
Criminal <sup>j</sup> .....	N/A	231	N/A	N/A
<b>Postconviction remedy:</b>				
Postconviction .....	N/A	123	N/A	N/A
Total appeals .....	N/A	906	N/A	N/A
<b>Other cases:</b>				
<b>Original proceedings:</b>				
Original jurisdiction .....	N/A	4	N/A	N/A
Disciplinary matter .....	N/A	11	N/A	N/A
Total .....	N/A	15	N/A	N/A
Requests to appeal .....	N/A	15	N/A	N/A
Total other cases .....	N/A	15	N/A	N/A
Total cases .....	N/A	921	N/A	N/A
<b>Other proceedings:</b>				
<b>Other matters:</b>				
Motions .....	0	976	945	31
Total other proceedings .....	0	976	945	31

Manner of disposition

Regular opinions .....	253
Rule 23 (memorandum opinions) .....	387
Dismissal .....	35
Total .....	675

Boldface headings indicate the classifications used by the CSIM project.  
 Blank space = Not enough information is known. The case category may or may not be handled by the court.  
 N/A = This case type is handled by the court, but the data are unavailable.

<sup>d</sup>Case definition or unit of count:

A case is counted in this court only when it is docketed. Notices of appeal are filed on many cases that are never docketed. There were 2,071 notices of appeal filed with this court during 1980; however, 831 were dismissed.

<sup>j</sup>Explanation of data included in the category:

Civil appeals include "straight" and Rule 29 appeals and appeals of cases from the Family Court.  
 Criminal appeals include regular and "no merit" appeals.

Source: The Judicial Department of South Carolina 1980 Annual Report (Darlington, South Carolina). except that totals have been computed where necessary.



SOUTH CAROLINA CIRCUIT COURT<sup>a</sup>  
 Court of general jurisdiction  
 16 circuits, 31 judges  
 January 1, 1980 to December 31, 1980<sup>b</sup>

	Beginning pending	Filed	Disposed	End pending
<b>Civil<sup>d</sup>:</b>				
Total civil .....	22,661 <sup>f</sup>	38,359	41,330	19,690
<b>Criminal<sup>d</sup>:</b>				
<b>Felony/misdemeanor:</b>				
Criminal <sup>j</sup> .....	7,790 <sup>f</sup>	34,147	33,722	8,215
Total criminal <sup>j</sup> .....	7,790 <sup>f</sup>	34,147	33,722	8,215
Grand total <sup>j</sup> .....	30,451 <sup>f</sup>	72,506	75,052	27,905

Criminal Dispositions		Age of pending caseload				
		0-90 days	91-180 days	181-365 days	365-540 days	Over 540 days
Conviction .....	1,161					
Guilty plea--whole charge .....	25,448					
Guilty plea--other charge .....	141					
Acquittal .....	335					
Dismissed (judicial dismissal) .....	1,728					
Not-prossed .....	4,366					
Bail forfeiture (bond estreated) ...	14					
Transferred .....	529					
<b>Criminal:</b>						
<b>Felony/misdemeanor ...</b>		2,426	1,429	1,141	679	2,540

Boldface headings indicate the classifications used by the CSIM project.

<sup>a</sup>Court jurisdiction:

The Circuit Court in South Carolina is divided into two parts: **civil** cases are heard in Court of Common Pleas, **criminal** cases in the Court of General Sessions.

<sup>b</sup>Particular court or reporting system information:

On July 1, 1980 the County Courts were phased out, and all cases pending in them were transferred to the Circuit Court.

<sup>c</sup>Case definition or unit of count:

A civil case is counted with the filing of a petition or complaint.

The criminal case unit of count is the number of indictments.

<sup>f</sup>Beginning pending figure for the 1980 court year does not equal the end pending figure for the 1979 court year:

Figures are as given in the annual report and additional information.

<sup>j</sup>Explanation of data included in the category:

Criminal data for **felony/misdemeanor**, total criminal, and grand total include **criminal** cases handled in the County Court and Civil and Criminal Court.

Source: The Judicial Department of South Carolina, Annual Report 1980 (Darlington, South Carolina). Statistics are from annual report except that totals have been computed where necessary.

SOUTH CAROLINA MAGISTRATE COURT  
 Court of limited jurisdiction  
 319 courts, 319 magistrates  
 January 1, 1980 to December 31, 1980

	Beginning pending	Filed	Disposed	End pending
<b>Civil<sup>d</sup>:</b>				
<b>Law:</b>				
Civil .....	3,032 <sup>f</sup>	90,748	91,658	2,122
Total civil .....	3,032 <sup>f</sup>	90,748	91,658	2,122
<b>Criminal<sup>d</sup>:</b>				
<b>Misdemeanor:</b>				
Non-traffic .....	X	82,869	X	X
Preliminary hearing .....	974 <sup>f</sup>	19,847	19,379	1,442
Total criminal .....	X	102,716	X	X
<b>Traffic:</b>				
<b>OWI/DUI:</b>				
Driving under the influence .....	X	10,725	X	X
<b>Other traffic violation:</b>				
Other .....	X	417,077	X	X
Total traffic .....	X	427,802	X	X
Grand total .....	7,282 <sup>f</sup>	621,266	620,860	7,688

Trial <sup>d</sup>				Criminal dispositions		
	Jury	Non-jury	Total		Misdemeanor and traffic	Preliminary hearing
Civil .....	497	16,982	17,479			
Criminal and traffic ..	3,159	98,844	102,003	Forfeiture/guilty plea ....	407,820	--
Total .....	3,656	115,826	119,482	No1 Pros .....	--	1,355
				Bound over .....	--	14,458
				Discharged .....	--	3,566

Boldface headings indicate the classifications used by the CSIM project.  
N/A = This case type is handled by the court, but the data are unavailable.  
X = The data for this case type are known to be included in the total but were not available by category.

<sup>d</sup>Case definition or unit of count:  
A civil case is counted with the filing of a petition or complaint.  
The criminal case unit of count is the number of arrest warrants or official summons filed with the court.  
A jury trial is counted if the case is concluded by jury, and judgment on the verdict has been rendered and filed. A non-jury trial is counted when judgment has been rendered and filed.  
<sup>f</sup>Beginning pending figure for the 1980 court year does not equal the end pending figure for the 1979 court year:  
Figures are as given in the annual report.

Source: The Judicial Department of South Carolina, Annual Report 1980 (Darlington, South Carolina). Statistics are from the annual report except that totals have been computed where necessary.

**SOUTH CAROLINA PROBATE COURT**  
Court of limited jurisdiction  
46 courts, 46 judges  
January 1, 1980 to December 31, 1980

There were no data available for cases handled in the Probate Court for 1980.

**SOUTH CAROLINA MUNICIPAL COURT**  
Court of limited jurisdiction  
241 courts, 241 judges  
January 1, 1980 to December 31, 1980

	Beginning pending	Filed	Disposed	End pending
<b>Criminal<sup>d</sup>:</b>				
<b>Misdemeanor:</b>				
Non-traffic .....	X	42,901	X	X
<b>Ordinance violation:</b>				
Municipal ordinance .....	X	45,836	X	X
Preliminary hearing .....	410	5,513	5,123	800
Total criminal .....	X	94,250	X	X
<b>Traffic:</b>				
<b>DWI/DUI:</b>				
DUI first .....	X	6,942	X	X
<b>Other traffic violation:</b>				
Other traffic .....	X	152,387	X	X
Total traffic .....	X	159,329	X	X
Grand total .....	5,688	253,579	253,916	5,351

Trial <sup>d</sup>				Criminal and traffic dispositions		
	Jury	Non-jury	Total		Misdemeanor, ordinance violation and traffic	Preliminary hearing
Criminal and traffic ..	2,284	51,871	54,155	Forfeiture/guilty plea ..	194,638	--
				No1 pros .....	--	425
				Bound over .....	--	3,758
				Discharged .....	--	940

Boldface headings indicate the classifications used by the CSIM project.  
N/A = This case type is handled by the court, but the data are unavailable.  
X = The data for this case type are known to be included in the total but were not available by category.

<sup>d</sup>Case definition or unit of count:  
The criminal case unit of count is the number of arrest warrants or official summons filed with the court.  
A jury trial is counted if the case is concluded by jury, and judgment on the verdict has been rendered and filed. A non-jury trial is counted when the case is concluded without a jury trial.

Source: The Judicial Department of South Carolina, Annual Report 1980 (Darlington, South Carolina). Statistics are from the annual report except that totals have been computed where necessary.

SOUTH CAROLINA FAMILY COURT  
 Court of limited jurisdiction  
 16 courts, 46 judges  
 January 1, 1980 to December 31, 1980

	Beginning pending	Filed	Disposed	End pending
<b>Civil<sup>d</sup>:</b>				
Domestic relations .....	12,693	43,054	42,874	12,873
Other civil .....	X	X	X	X
Total civil .....	X	X	X	X
<b>Traffic<sup>j</sup>:</b>				
Other traffic violation <sup>j</sup> .....	X	X	X	X
Total traffic .....	X	X	X	X
<b>Juvenile<sup>j</sup></b> .....				
Total juvenile .....	X	X	X	X
<b>Grand total</b> .....	14,416 <sup>f</sup>	53,184	53,138	14,462

Age of pending caseload

	0-90 days	91-180 days	181-270 days	271-365 days	366-540 days	Over 540 days
Grand total ..	7,482	4,534	1,645	468	249	84

Boldface headings indicate the classifications used by the CSIM project.

X = The data for this case type are known to be included in the total but were not available by category.

-- = Not applicable.

<sup>d</sup>Case definition or unit of count:

A civil case is counted with the filing of a petition or complaint.

<sup>f</sup>Beginning figure for the 1980 court year does not equal the end pending figure for the 1979 court year:

Figures are as given in the annual report.

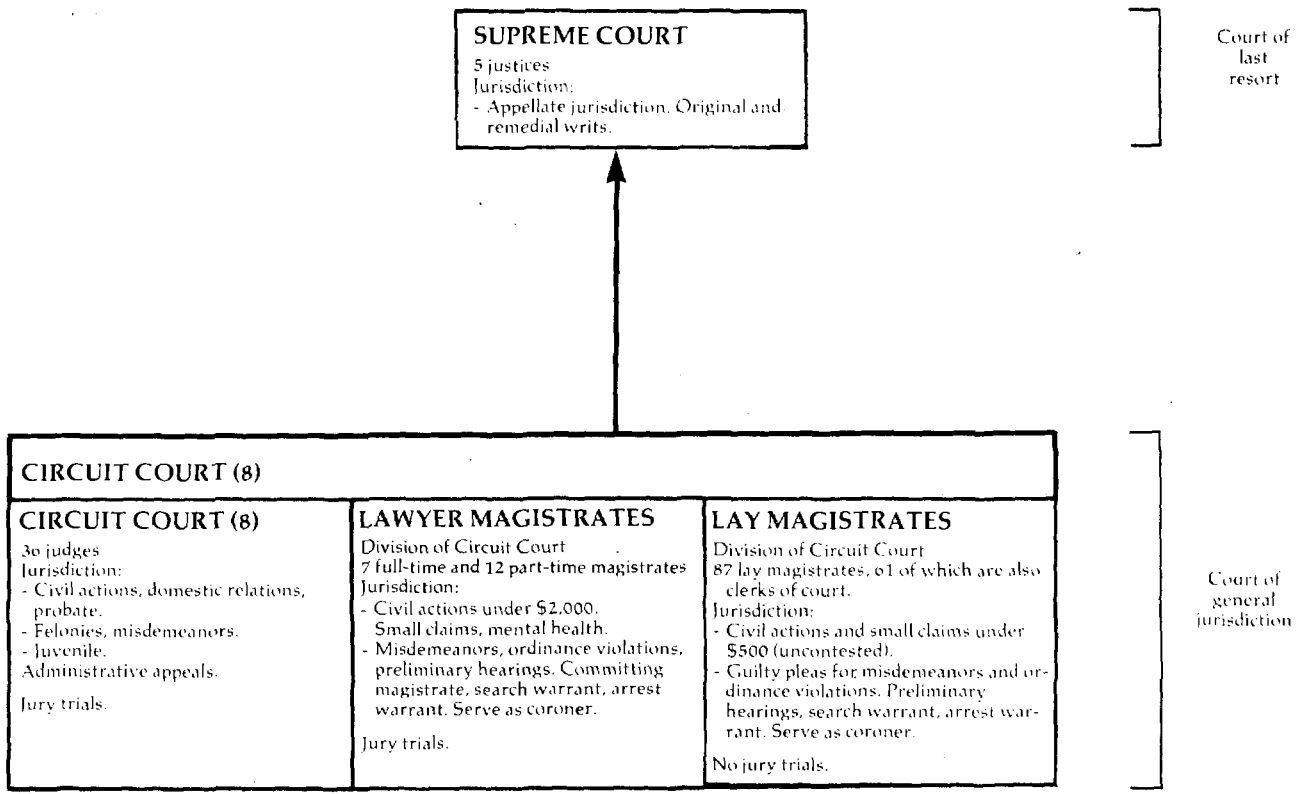
<sup>j</sup>Explanation of data included in the category:

The traffic jurisdiction of this court includes juvenile traffic law violation cases, only.

The juvenile jurisdiction of this court includes criminal-type offense, non-offense, and other juvenile cases.

Source: The Judicial Department of South Carolina, Annual Report 1980 (Darlington, South Carolina). Statistics were from the annual report except that totals have been computed where necessary.

# SOUTH DAKOTA COURT SYSTEM, 1980



↑ Indicates route of appeal.

SOUTH DAKOTA SUPREME COURT  
 Court of last resort  
 5 justices  
 July 1, 1979 to June 30, 1980

	Beginning pending	Filed	Disposed	End pending
<b>Cases:</b>				
<b>Appeals:</b>				
Total appeals .....	X	311J	X	X
<b>Other cases:</b>				
<b>Original proceedings:</b>				
<b>Original jurisdiction:</b>				
Habeas corpus .....	X	X	X	X
Mandamus .....	X	X	X	X
Prohibition .....	X	X	X	X
Bail .....	X	X	X	X
Writs .....	X	X	X	X
Certificate of probable cause .....	X	X	X	X
Execution stay .....	X	X	X	X
Certiorari .....	X	X	X	X
Other .....	X	X	X	X
Total .....	X	X	X	X
<b>Disciplinary:</b>				
Attorney suspension .....	X	X	X	X
Advisory opinion .....	X	X	X	X
Total .....	X	20	X	X
<b>Requests to appeal:</b>				
Petition for allowance of appeal .....	X	28	X	X
Total other cases .....	X	48	X	X
<hr/>				
Total cases .....	276	359	346	289

<u>Manner of disposition</u>	<u>Status of pending caseload (6/30/80)</u>
Opinion ..... 170 <sup>m</sup>	Not ready for calendar ..... 114
Order of dismissal or denial ..... 124 <sup>m</sup>	Ready for argument/submission ... 57
	Submitted and pending ..... 118

Boldface headings indicate the classifications used by the CSIM project.  
 N/A = This case type is handled by the court, but the data are unavailable.  
 X = The data for this case type are known to be included in the total but were not available by category.

JExplanation of data included in the category:  
**Appeals** filed figure includes reinstated **appeals**.

<sup>m</sup>Information on disposition type or trial data:  
 These 170 opinions disposed of 202 cases.  
 There were 95 cases disposed of by the 93 orders of dismissal; the 31 orders of denial disposed 31 cases.

Source: State Court Administrator's Office, Benchmark: Annual Report of the South Dakota Unified Judicial System, FY 1980 (Pierre, South Dakota: January, 1981). Statistics are from the annual report except that totals have completed where necessary.

SOUTH DAKOTA CIRCUIT COURT  
 Court of general jurisdiction  
 8 circuits, 36 judges<sup>c</sup>  
 July 1, 1979 to June 30, 1980

	Beginning pending	Filed	Disposed	End pending
<b>Civil<sup>d</sup>:</b>				
Small claims .....	N/A	16,432	13,960	N/A
<b>Domestic relations:</b>				
<b>Marriage dissolution:</b>				
Divorce .....	N/A	3,518	3,404	N/A
Adoption .....	N/A	516	N/A	N/A
Total .....	N/A	4,034	3,404 <sup>i</sup>	N/A
<b>Estate:</b>				
<b>Probate/wills/intestate:</b>				
Probate .....	N/A	4,223	N/A	N/A
Mental health .....	N/A	599	N/A	N/A
Other civil .....	N/A	9,255	N/A	N/A
Total civil .....	N/A	34,543	17,364 <sup>i</sup>	N/A
<b>Criminal<sup>d</sup>:</b>				
Felony .....	N/A	2,809 <sup>i</sup>	3,521	N/A
<b>Misdemeanor:</b>				
Class 1j .....	N/A	8,757 <sup>i</sup>	9,441	N/A
Class 2j .....	N/A	(j) <sup>i</sup>	(j)	N/A
Total .....	N/A	8,757 <sup>i</sup>	9,441 <sup>i</sup>	N/A
Total criminal .....	N/A	11,566 <sup>i</sup>	12,962 <sup>i</sup>	N/A
<b>Traffic:</b>				
<b>Other traffic violation:</b>				
Class 2j .....	N/A	115,829j <sup>i</sup>	112,113j	N/A
Petty offensej .....	N/A	1,481 <sup>i</sup>	1,267	N/A
Total .....	N/A	117,310j <sup>i</sup>	113,380j	N/A
Total traffic .....	N/A	117,310j <sup>i</sup>	113,380j	N/A
<b>Juvenile<sup>dk</sup>:</b>				
<b>Criminal-type offense:</b>				
Delinquency .....	N/A	3,182	N/A	N/A
<b>Status offense:</b>				
Child in need of supervision .....	N/A	411	N/A	N/A
<b>Other juvenile:</b>				
Juvenile .....	N/A	1,833	N/A	N/A
Total juvenile .....	N/A	5,426	N/A	N/A
Grand total .....	N/A	168,845	143,706 <sup>i</sup>	N/A

	<u>Trial<sup>d</sup></u>			<u>Criminal and traffic dispositions</u>			
	<u>Jury</u>	<u>Non-jury</u>	<u>Total</u>		<u>Felony</u>	<u>Class 1 &amp; 2 misdemeanors</u>	<u>Total</u>
<b>Civil:</b>							
Small claims .....	--	2,119	2,119	Guilty plea/dismissed .....	2,432	117,372	119,804
Marriage dissolution .....	--	762	762	Preliminary hearing held ..	940	1,339	2,279
Other civil .....	154	923	1,077				
Total .....	154	3,804	3,958				
<b>Criminal and traffic:</b>							
Felony .....	117	32	149				
Misdemeanors classes 1 & 2 ..	242	2,601	2,843				
Total .....	359	2,633	2,992				
Grand total .....	513	6,437	6,950				
				<u>Civil dispositions</u>			
						<u>Default</u>	
				Small claims .....		11,841	
				Marriage dissolution .....		2,642	
				Other civil .....		5,984	

Boildface headings indicate the classifications used by the CSIM project.  
 N/A = This case type is handled by the court, but the data are unavailable.  
 -- = Not applicable.

<sup>c</sup>Judge information:  
 This court is also served by 7 full-time and 12 part-time lawyer magistrates (11.7 FTE), 26 lay magistrates, and 61 lay magistrates/clerks (6.1 FTE).

<sup>d</sup>Case definition or unit of count:  
 A civil case is counted with the filing of a petition or complaint.  
 The criminal case unit of count is the number of informations or indictments.  
 The juvenile case unit of count is the number of referrals.  
 A jury trial is counted when the jury is sworn.  
 A non-jury trial is counted at the point when an opening statement or the introduction of any evidence occurs.

(continued on next page)

i Data are not complete:

Total **misdemeanor** and total criminal filed and disposed figures do not include **criminal** Class 2 misdemeanors. They are included in the grand total figures.

Total **civil** disposed does not include **adoption**, probate, **mental health**, or other civil cases.

**Criminal** filed and disposed figures do not include **criminal** Class 1 misdemeanors. These figures are included in the grand total figures.

j Explanation of data included in the category:

Offenses included in Class 1 misdemeanors are reckless driving, simple assault, and driving while intoxicated.

Offenses included in Class 2 misdemeanors are approximately 80% traffic cases. The remaining 20% are **criminal** cases and include disorderly conduct, prostitution, and gambling. Petty offenses are defined as vehicle equipment violations. The total number of these cases filed and disposed are given in the traffic category since traffic is the majority of these cases.

Traffic data for **DWI/DUI** cases are included in with the Class 1 **misdemeanor** data on the court profile.

k Additional information:

The juvenile caseload is handled by the court services department. There were 62.5 full-time equivalent court service officers during 1980.

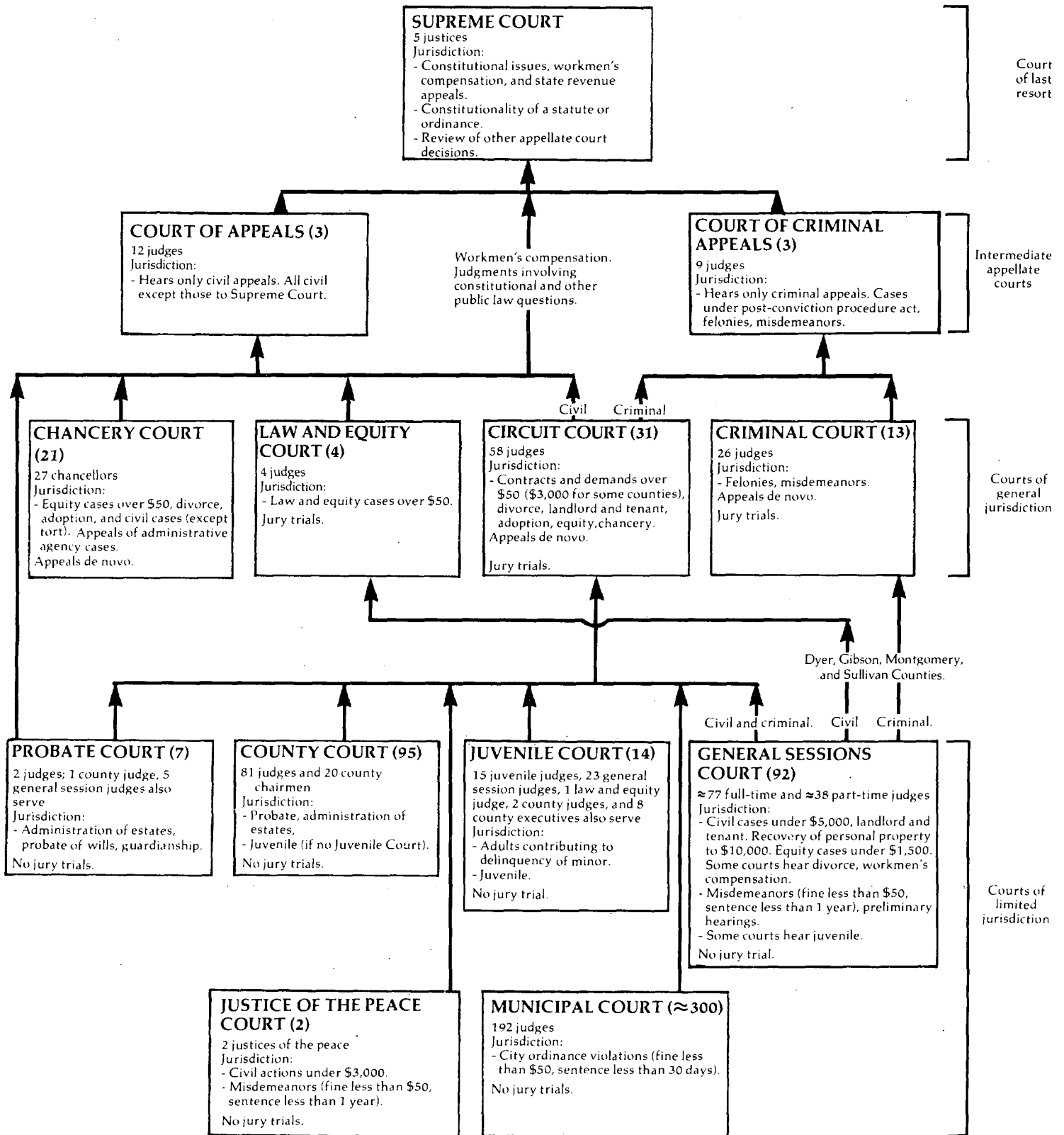
l Special source or revision in the data:

Filing figures for **criminal** and **traffic** cases were supplied by the Administrative Office of the Court during data verification.

Source: State Court Administrator's Office, Benchmark: Annual Report of the South Dakota Unified Judicial System, FY 1980 (Pierre, South Dakota: January 1981). Statistics are from the biennial report except that totals have been computed where necessary, and additional information was supplied by the Administrative Office of the Court during data verification.

---

# TENNESSEE COURT SYSTEM, 1980



↑ Indicates route of appeal.



TENNESSEE SUPREME COURT  
Court of last resort  
5 justices  
January 1, 1980 to December 31, 1980

	Beginning pending	Filed	Disposed	End pending
Cases:				
<b>Appeals</b> .....	99 <sup>l</sup>	131 (78) <sup>e</sup>	221	87 <sup>h</sup>
Total appeals .....	99 <sup>l</sup>	131 (78) <sup>e</sup>	221	87 <sup>h</sup>
Other cases:				
<b>Requests to appeal:</b>				
Certiorari .....	142 <sup>l</sup>	602	524 (78) <sup>e</sup>	142 <sup>h</sup>
Total other cases .....	142 <sup>l</sup>	602	524 (78) <sup>e</sup>	142 <sup>h</sup>
<b>Total cases</b> .....	241 <sup>l</sup>	733 (78) <sup>e</sup>	745 (78) <sup>e</sup>	229 <sup>h</sup>

Disposition of cases

	Appeals	Requests to appeal	Total
Affirmed .....	67	--	67
Reversed .....	20	--	20
Reversed and remanded .....	39	--	39
Affirmed in part--reversed in part ..	10	--	10
Reversed and dismissed .....	7	--	7
Modified and affirmed .....	6	--	6
Affirmed and remanded .....	24	--	24
Order denying petition .....	17	--	17
Dismissals .....	6	--	6
Remanded .....	8	--	8
Transferred .....	15	--	15
Granted .....	--	78	78
Denied .....	--	509	509
Other .....	2	15	17

Boldface headings indicate the classifications used by the CSIM project.  
-- = Not applicable.

<sup>e</sup>Cases not included in the total to avoid double counting:

Petitions for certiorari granted are not counted as disposed until the **appeal** is disposed; a filing is not counted for the resulting **appeal**. These granted petitions are the numbers appearing in parentheses.

<sup>h</sup>Figure was computed:

End pending data were computed from beginning pending, filed and disposed figures.

<sup>l</sup>Special source or revision in the data:

Beginning pending data for 1980 were taken from the 1979 Annual Report where they are given as end pending figures for the 1979 court year.

Source: Executive Secretary, Supreme Court of Tennessee, 1980 Annual Report (Nashville, Tennessee). Statistics are from the annual report except that totals have been computed where necessary.

TENNESSEE COURT OF APPEALS<sup>a</sup>  
Intermediate appellate court  
3 divisions, 12 judges  
January 1, 1980 to December 31, 1980

	Beginning pending	Filed	Disposed	End pending
Cases:				
<b>Appeals:</b>				
Civil .....	298 <sup>l</sup>	806	741	363 <sup>h</sup>
Total appeals .....	298 <sup>l</sup>	806	741	363 <sup>h</sup>
Other cases:				
<b>Requests to appeal</b> .....	---	---	---	---
Total other cases .....	---	---	---	---
<b>Total cases</b> .....	298 <sup>l</sup>	806	741	363 <sup>h</sup>

Disposition of appeals

Affirmed .....	255
Reversed .....	12
Reversed and remanded .....	104
Affirmed in part and reversed in part ..	28
Reversed and dismissed .....	31
Remanded .....	23
Modified and affirmed .....	44
Affirmed and remanded .....	111
Order denying petition .....	33
Other .....	6
Dismissed .....	86
Transferred .....	8

Boldface headings indicate the classifications used by the CSIM project.  
 Blank space = Not enough information is known. The case category may or may not be handled by the court.

<sup>a</sup>Court jurisdiction:

This court has **civil** jurisdiction only.

<sup>h</sup>Figure was computed:

End pending data were computed from beginning pending, filed and disposed data.

<sup>l</sup>Special source or revision in data:

Beginning pending data for 1980 were taken from the 1979 Annual Report where they are given as end pending data for the 1979 court year.

Source: Executive Secretary, Supreme Court of Tennessee, 1980 Annual Report (Nashville, Tennessee). Statistics are from the annual report except that totals have been computed where necessary.

**TENNESSEE COURT OF CRIMINAL APPEALS<sup>a</sup>**  
**Intermediate appellate court**  
**3 divisions, 9 judges**  
**January 1, 1980 to December 31, 1980**

	Beginning pending	Filed	Disposed	End pending
<b>Cases:</b>				
<b>Appeals:</b>				
<b>Criminal</b> .....	X	704	X	X
<b>Total appeals</b> .....	X	704	X	X
<b>Other cases:</b>				
<b>Total other cases</b> .....	X	10	X	X
<b>Total cases</b> .....	293 <sup>l</sup>	714	694	313 <sup>h</sup>

Disposition of cases

Affirmed .....	455
Reversed .....	4
Reversed and remanded .....	50
Affirmed in part and reversed in part ..	16
Reversed and dismissed .....	17
Remanded .....	5
Modified and affirmed .....	11
Affirmed and remanded .....	6
Order denying petition .....	13
Other .....	2
Dismissed .....	113
Transferred .....	2

Boldface headings indicate the classifications used by the CSIM project.  
 Blank space = Not enough information is known. The case category may or may not be handled by the court.  
 X = The data for this case type are known to be included in the total but were not available by category.

<sup>a</sup>Court jurisdiction:

This court has **criminal** jurisdiction only.

<sup>h</sup>Figure was computed:

End pending data were computed from beginning pending, filed and disposed data.

<sup>l</sup>Special source or revision in data:

Beginning pending data for 1980 were obtained from the 1979 Annual Report where they are given as end pending data for the 1979 court year.

Source: Executive Secretary, Supreme Court of Tennessee, 1980 Annual Report (Nashville, Tennessee). Statistics are from the annual report except that totals have been computed where necessary.

**TENNESSEE CIRCUIT COURT AND CRIMINAL COURT**  
 Court of general jurisdiction  
 31 circuits, 58 judges; 13 circuits, 26 judges  
 January 1, 1980 to December 31, 1980

	Beginning pending	Filed	Disposed	End pending
<b>Civil:</b>				
<b>Tort:</b>				
Damages/torts .....	X	10,278	X	X
<b>Contract:</b>				
Contracts/debts .....	X	2,906	X	X
<b>Real property rights:</b>				
Real estate matters .....	X	795	X	X
<b>Domestic relations:</b>				
<b>Marriage dissolution:</b>				
Divorce .....	X	20,831	X	X
Petitions modifications .....	X	2,862	X	X
Total .....	X	23,693	X	X
<b>Support/custody:</b>				
Reciprocal support .....	X	4,191	X	X
Adoption .....	X	872	X	X
Other domestic relations .....	X	386	X	X
Total .....	X	29,142	X	X
<b>Estate:</b>				
<b>Guardianship/conservatorship/trusteeship:</b>				
Trusts .....	X	7	X	X
<b>Other estate:</b>				
Probate/conservatorship/guardianship .....	X	98	X	X
Total .....	X	105	X	X
Mental health .....	X	344	X	X
<b>Appeal:</b>				
<b>Appeal of administrative agency case:</b>				
Appeal from administrative hearing .....	X	118	X	X
Tax matter .....	X	7	X	X
Workmen's compensation .....	X	3,150	X	X
Total .....	X	3,275	X	X
<b>Appeal of trial court case:</b>				
Appeal from lower court .....	X	5,066	X	X
Total .....	X	8,341	X	X
<b>Extraordinary writ:</b>				
Special remedy .....	X	203	X	X
<b>Other civil:</b>				
Contempt proceeding .....	X	623	X	X
Other non-domestic relations .....	X	661	X	X
Total .....	X	1,284	X	X
Total civil .....	54,305 <sup>l</sup>	53,398	47,977	59,726 <sup>h</sup>
<b>Criminal:</b>				
<b>Felony/misdemeanor:</b>				
Acts against persons .....	X	4,254	X	X
Acts against property .....	X	18,987	X	X
Acts against public .....	X	8,221	X	X
Total .....	X	31,462	X	X
Total criminal .....	X	31,462	X	X
<b>Traffic:</b>				
<b>DWI/DUI:</b>				
DWI .....	X	3,097	X	X
Total traffic .....	X	3,097	X	X
Grand total .....	79,155 <sup>l</sup>	87,957	77,479	89,633 <sup>h</sup>

Civil dispositions

Judgment after trial .....	5,218
Default judgment .....	859
Settled .....	6,921
Dismissed .....	13,710
Divorce decree .....	15,511
Adoption decree .....	712
Termination in probate .....	80
Ruling of petition .....	2,912
Summary judgment .....	409
Transfer to another court .....	476
Special remedy relief .....	45
Cite for contempt .....	346
Other .....	778

Criminal and traffic dispositions

Convicted after trial .....	1,970
Acquitted .....	799
Guilty plea .....	18,247
Dismissed .....	3,678
Nolle prosequi .....	1,878
Remanded--general sessions .....	120
Special remedy relief .....	504
Transfer to another court .....	45
Unapprehended defendant .....	551
Other .....	1,710

Boldface headings indicate the classifications used by the CSIM project.  
 X = The data for this case type are known to be included in the total but were not available by category.

<sup>d</sup>Case definition or unit of count:  
 A civil case is counted with the filing of a petition or complaint.  
 The criminal case unit of count is the number of informations or indictments.  
 A jury trial is counted when the jury is sworn.

<sup>h</sup>Figure was computed:  
 The end pending figure was computed from filed, disposed, and beginning pending data.

<sup>l</sup>Special source or revision in the data:  
 Beginning pending data were obtained from the 1979 Annual Report where they are given as the end pending figures for the 1979 court year.

Source: Executive Secretary, Supreme Court of Tennessee, 1980 Annual Report (Nashville, Tennessee). Statistics are from the annual report except that totals have been computed where necessary.

**TENNESSEE LAW AND EQUITY COURT**  
 Court of general jurisdiction  
 4 courts, 4 judges  
 January 1, 1980 to December 31, 1980

	Beginning pending	Filed	Disposed	End pending
<b>Civil<sup>d</sup>:</b>				
<b>Tort:</b>				
Damages/torts .....	X	351	X	X
<b>Contract:</b>				
Contracts/debts .....	X	345	X	X
<b>Real property rights:</b>				
Real estate matters .....	X	99	X	X
<b>Domestic relations:</b>				
<b>Marriage dissolution:</b>				
Divorce .....	X	2,007	X	X
Petitions .....	X	206	X	X
Total .....	X	2,213	X	X
<b>Support/custody:</b>				
Reciprocal support .....	X	359	X	X
Adoption .....	X	144	X	X
Other domestic relations .....	X	21	X	X
Total .....	X	2,737	X	X
<b>Estate:</b>				
<b>Probate/wills/intestate:</b>				
Probate .....	X	177	X	X
<b>Guardianship/conservatorship/trusteeship:</b>				
Trusts .....	X	19	X	X
Total .....	X	196	X	X
Mental health .....	X	37	X	X
<b>Appeal:</b>				
<b>Appeal of administrative agency case:</b>				
Workmen's compensation .....	X	215	X	X
Appeal from administrative hearing .....	X	5	X	X
Tax matter .....	X	17	X	X
Total .....	X	237	X	X
<b>Appeal of trial court case:</b>				
Appeal from lower court .....	X	88	X	X
Total .....	X	325	X	X
<b>Extraordinary writ:</b>				
Special remedy .....	X	33	X	X
<b>Other civil:</b>				
Contempt .....	X	136	X	X
Other non-domestic relations .....	X	85	X	X
Total .....	X	221	X	X
Total civil .....	4,950 <sup>l</sup>	4,344	3,757	5,537 <sup>h</sup>
Grand total .....	4,950 <sup>l</sup>	4,344	3,757	5,537 <sup>h</sup>

Civil dispositions

Judgment after trial .....	268
Default judgment .....	48
Settled .....	275
Dismissed .....	989
Divorce decree .....	1,457
Adoption decree .....	92
Termination of probate .....	73
Ruling on petition .....	167
Summary judgment .....	6
Transfer to another court .....	227
Special remedy relief .....	21
Cite for contempt .....	77
Other .....	57

(continued on next page)

Tennessee Law and Equity Court (continued)

Boldface headings indicate the classifications used by the CSIM project.

X = The data for this case type are known to be included in the total but were not available by category.

<sup>d</sup>Case definition or unit of count:

A civil case is counted with the filing of a petition or complaint.

A jury trial is counted when the jury is sworn.

<sup>h</sup>Figure was computed:

The end pending figure was computed from filed, disposed, and beginning pending data.

<sup>l</sup>Special source or revision in the data:

The beginning pending figure was obtained from the 1979 Annual Report where it is given as the end pending figure for the 1979 court year.

Source: Executive Secretary, Supreme Court of Tennessee, 1980 Annual Report (Nashville, Tennessee). Statistics are from the annual report except that totals have been computed where necessary.

**TENNESSEE CHANCERY COURT**  
 Court of general jurisdiction  
 21 chancery divisions, 27<sup>c</sup> chancellors  
 January 1, 1980 to December 31, 1980

	Beginning pending	Filed	Disposed	End pending
<b>Civil:</b>				
<b>Tort:</b>				
Damages/torts .....	X	541	X	X
<b>Contract:</b>				
Contracts/debts .....	X	5,147	X	X
<b>Real property rights:</b>				
Real estate matters .....	X	1,929	X	X
<b>Domestic relations:</b>				
<b>Marriage dissolution:</b>				
Divorce .....	X	15,788	X	X
Petitions modifications .....	X	2,556	X	X
Total .....	X	18,344	X	X
<b>Support/custody:</b>				
Reciprocal support .....	X	78	X	X
<b>Adoption</b> .....	X	1,483	X	X
Other domestic relations .....	X	219	X	X
Total .....	X	20,124	X	X
<b>Estate:</b>				
<b>Probate/wills/intestate:</b>				
Probate .....	X	1,850	X	X
<b>Guardianship/conservatorship/trusteeship:</b>				
Trusts .....	X	60	X	X
Total .....	X	1,910	X	X
<b>Mental health</b> .....	X	393	X	X
<b>Appeal:</b>				
<b>Appeal of administrative agency case:</b>				
Workmen's compensation .....	X	2,884	X	X
Appeal from administrative hearing .....	X	207	X	X
Tax matter .....	X	192	X	X
Total .....	X	3,283	X	X
<b>Appeal of trial court case:</b>				
Appeal from lower court .....	X	20	X	X
Total .....	X	3,303	X	X
<b>Extraordinary writ:</b>				
Special remedy .....	X	719	X	X
<b>Other civil:</b>				
Contempt .....	X	409	X	X
Other non-domestic relations .....	X	1,280	X	X
Total .....	X	1,689	X	X
<b>Total civil</b> .....	35,426 <sup>l</sup>	35,755	32,535	38,646 <sup>h</sup>
<b>Grand total</b> .....	35,426 <sup>l</sup>	35,755	32,535	38,646 <sup>h</sup>

Civil dispositions

Judgment after trial .....	3,835
Default judgment .....	851
Settled .....	2,829
Dismissed .....	7,651
Divorce decree .....	11,412
Adoption decree .....	1,284
Termination of probate .....	1,062
Ruling on petition .....	1,872
Summary judgment .....	145
Transfer to another court .....	111
Special remedy relief .....	188
Cite for contempt .....	486
Other .....	809

Boldface headings indicate the classifications used by the CSIM project.

X = The data for this case type are known to be included in the total but were not available by category.

**c** Judge information:

Circuit judges hear chancery cases in the Special 11th and 17th Chancery Divisions. Chancery cases in Dyer and Gibson Counties are heard by the judge of the Law and Equity Court since there is no Chancery Court in either of these two counties. Five percent of the dispositions were handled by judges temporarily assigned to hear chancery cases.

**d** Case definition or unit of count:

A civil case is counted with the filing of a petition or complaint.

**h** Figure was computed:

The end pending figure was computed from filed, disposed, and beginning pending data.

**l** Special source or revision in the data:

The beginning pending figure was obtained from the 1979 Annual Report where it is given as the end pending figure for the 1979 court year.

Source: Executive Secretary, Supreme Court of Tennessee, 1980 Annual Report (Nashville, Tennessee). Statistics are from the annual report except that totals have been computed where necessary.

**TENNESSEE GENERAL SESSIONS COURT<sup>1</sup>**  
 Court of limited jurisdiction  
 92 counties; 77 full-time and 38 part-time judges  
 January 1, 1980 to December 31, 1980

	Beginning pending	Filed	Disposed	End pending
<b>Civil<sup>d</sup>:</b>				
<b>Domestic relations:</b>				
<b>Marriage dissolution:</b>				
Divorce .....	N/A	2,778 <sup>i</sup>	X	N/A
Petitions modifications .....	N/A	124 <sup>i</sup>	X	N/A
Total .....	N/A	2,902 <sup>i</sup>	X	N/A
<b>Support/custody:</b>				
Reciprocal support .....	N/A	0 <sup>i</sup>	X	N/A
<b>Other domestic relations</b> .....	N/A	11 <sup>i</sup>	X	N/A
Total .....	N/A	2,913 <sup>i</sup>	2,810 <sup>i</sup>	N/A
Total civil .....	N/A	2,913 <sup>i</sup>	2,810 <sup>i</sup>	N/A
Grand total .....	N/A	2,913 <sup>i</sup>	2,810 <sup>i</sup>	N/A

Civil dispositions<sup>1</sup>

Dismissal .....	544
Divorce decree .....	2,063
Ruling on petition .....	175
Transferred .....	6
Cite for contempt .....	11
Other .....	11

Boldface headings indicate the classifications used by the CSIM project.

N/A = This case type is handled by the court, but data are unavailable.

X = The data for this case type are included in the total but were not available by category.

**d** Case definition or unit of count:

A civil case is counted with the filing of a petition or complaint.

**i** Data are not complete:

Data were reported for only 16 out of a possible 95 counties.

Source: Executive Secretary, Supreme Court of Tennessee, 1980 Annual Report (Nashville, Tennessee). Statistics are from the annual report except that totals have been computed where necessary.

**TENNESSEE PROBATE COURT**  
 Court of limited jurisdiction  
 7 courts, 2 judges; 1 county judge, and 5 general sessions judges also serve  
 January 1, 1980 to December 31, 1980

There were no data available for cases handled in the Probate Court for 1980.

**TENNESSEE COUNTY COURT**  
 Court of limited jurisdiction  
 95 counties, 81 judges; 20 county chairmen also serve  
 January 1, 1980 to December 31, 1980

There were no data available for cases handled in the County Court for 1980.

TENNESSEE JUVENILE COURT  
Court of limited jurisdiction  
14 courts, 15 juvenile judges; 23 general session judges, 1 law and equity judge, 2 county judges,  
and 8 county executives also serve  
January 1, 1980 to December 31, 1980

There were no data available for cases handled in the Juvenile Court for 1980.

---

TENNESSEE JUSTICE OF THE PEACE COURT  
Court of limited jurisdiction  
2 courts, 2 justices of the peace  
January 1, 1980 to December 31, 1980

There were no data available for cases handled by the Justice of the Peace Court in 1980.

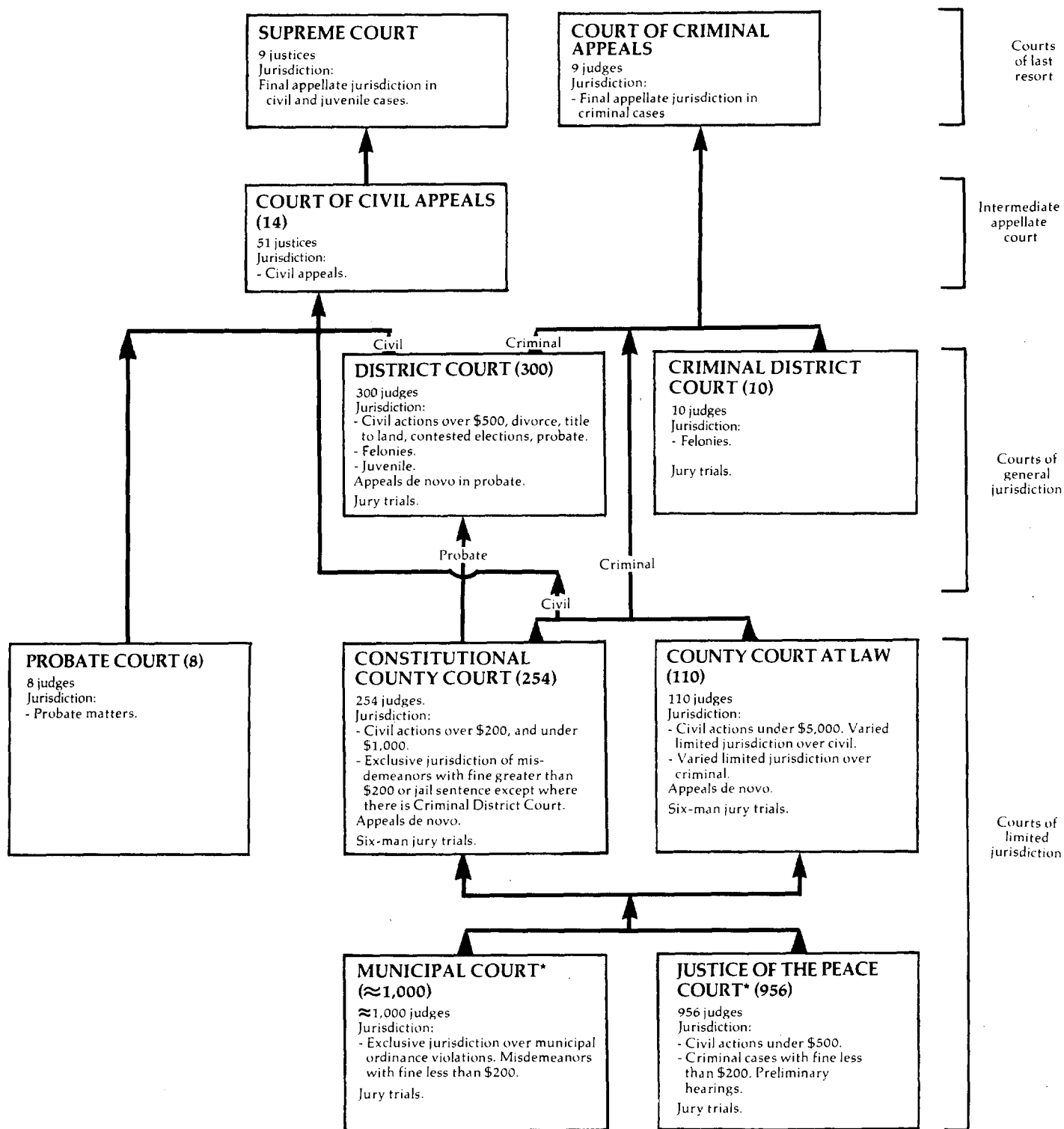
---

TENNESSEE MUNICIPAL COURT  
Court of limited jurisdiction  
300 courts, 192 judges  
January 1, 1980 to December 31, 1980

There were no data available for cases handled in the Municipal Court for 1980.

---

# TEXAS COURT SYSTEM, 1980



↑ Indicates route of appeal.

\*Some Municipal and Justice of the Peace Courts may appeal to the District Court.



TEXAS SUPREME COURT<sup>a</sup>  
 Court of last resort  
 9 justices  
 January 1, 1980 to December 31, 1980

	Beginning pending	Filed	Disposed	End pending
<b>Cases:</b>				
<b>Appeals:</b>				
Civil .....	55 <sup>h</sup>	19 (81) <sup>e</sup>	114	42 <sup>g</sup>
Total appeals .....	55 <sup>h</sup>	19 (81) <sup>e</sup>	114	42 <sup>g</sup>
<b>Other cases:</b>				
<b>Original proceedings:</b>				
<b>Original jurisdiction:</b>				
Habeas corpus .....	0 <sup>l</sup>	( 5) <sup>e</sup>	4	0 <sup>g</sup>
Mandamus .....	0	(10) <sup>e</sup>	10	0
Prohibition .....	0	( 0) <sup>e</sup>	0	0
Injunction .....	0	3	3	0
Total .....	0 <sup>l</sup>	3 (15) <sup>e</sup>	17	0 <sup>g</sup>
<b>Advisory opinion:</b>				
Certified question .....	0 <sup>l</sup>	1	1	0 <sup>g</sup>
Total .....	0 <sup>l</sup>	4 (15) <sup>e</sup>	18	0 <sup>g</sup>
<b>Requests to appeal:</b>				
Motions for leave to file petitions for writ of:				
Mandamus (civil) .....	8	130	120 ( 8) <sup>e</sup>	10
Mandamus (criminal) .....	2	0	2 ( 0) <sup>e</sup>	0
Habeas corpus .....	0	17	11 ( 6) <sup>e</sup>	0
Prohibition .....	1	2	3 ( 0) <sup>e</sup>	0
Total .....	11	149	136 ( 14) <sup>e</sup>	10
Applications for writs of error .....	187	842	750 ( 99) <sup>e</sup>	180
Total .....	198	991	886 (113) <sup>e</sup>	190
Total other cases .....	198	995 (15) <sup>e</sup>	904 (113) <sup>e</sup>	190 <sup>g</sup>
<b>Total cases .....</b>	<b>253</b>	<b>1,014 (96)<sup>e</sup></b>	<b>1,018 (113)<sup>e</sup></b>	<b>232<sup>g</sup></b>
<b>Other proceedings:</b>				
Rehearing requests <sup>j</sup> .....	41	429	418 <sup>k</sup>	52
<b>Other matters:</b>				
Miscellaneous motions .....	--	131	131	--
<b>Total other proceedings .....</b>	<b>41</b>	<b>560</b>	<b>549</b>	<b>52</b>

<u>Manner of disposition</u>		<u>Disposition of cases</u>	<u>Civil appeals</u>	<u>Original jurisdiction</u>
Written opinion .....	123 <sup>m</sup>	Affirmed Court of Civil Appeals .....	21.5	--
Per curiam .....	20	Affirmed judgment of trial court .....	0	--
		Reversed judgment of trial court .....	1	--
		Reversed Court of Civil Appeals, affirmed trial court ..	29.5	--
		Reversed and remanded to Court of Civil Appeals .....	19.5	--
		Reversed and remanded to trial court .....	17.5	--
		Reversed and rendered .....	14	--
		Dismissed as moot .....	1	0
		Writs granted .....	--	17
		Relator discharged (withdrawn by petitioner) .....	--	4
<b>Status of pending cases (12/31/80)</b>				
Set for submission .....	14			
Under submission .....	28			

Boldface headings indicate the classifications used by the CSIM project.  
 -- = Not applicable.

<sup>a</sup>Court jurisdiction:

The Supreme Court is the court of last resort for **civil** cases only.

<sup>e</sup>Cases not included in the total to avoid double counting:

Motions for leave to file petitions for writs of mandamus, habeas corpus, or prohibition, and applications for writs of error when granted are not counted as disposed cases until the associated **original jurisdiction** cases or **appeals** are disposed. Similarly, a filing is not counted for the resulting **original jurisdiction** case or **appeal**. These granted petitions and applications are the numbers appearing in parentheses.

<sup>g</sup>Change in pending does not equal the difference between filings and dispositions:

Figures are as given in the annual report or as calculated from data given in the annual report or supplied by the clerk of the court.

<sup>h</sup>Figure was computed:

Pending figures for **civil appeals** were calculated by subtracting the number of all other cases pending from the total number of cases pending given in the annual report.

<sup>j</sup>Explanation of data included in the category:

Rehearing requests include motions for rehearing of causes, motions for rehearing of applications for writs of error, motions for rehearing of motions for leave to file petition, and motions for rehearing on habeas corpus.

<sup>k</sup>Additional information:

Of the 418 motions for rehearing disposed, 13 were granted.

<sup>l</sup>Special source or revision in the data:

Pending data for **original proceedings** cases were supplied by the clerk of the court.

<sup>m</sup>Information on disposition type or trial data:

The court also filed 22 dissenting opinions and 9 concurring opinions.

Source: Texas Judicial Council, 52nd Annual Report 1980 (Austin, Texas: May, 1981). Statistics are from the annual report except that totals have been computed where necessary, and additional information was supplied by the clerk of the court during data verification.

TEXAS COURT OF CRIMINAL APPEALS<sup>a</sup>  
 Court of last resort  
 9 judges  
 January 1, 1980 to December 31, 1980

	Beginning pending	Filed	Disposed	End pending
<b>Cases:</b>				
<b>Appeals:</b>				
<b>Criminal:</b>				
Criminal .....	X	2,907	X	X
Reinstated criminal .....	X	122	X	X
Applications for writ of habeas corpus, etc., granted .....	X	(183) <sup>e</sup>	X	X
Total appeals .....	3,238	3,029 (183) <sup>e</sup>	2,439	4,011
<b>Other cases:</b>				
<b>Requests to appeal:</b>				
Habeas corpus, mandamus, and prohibition .....	48	2,242	1,939 (183) <sup>f</sup>	168 <sup>h</sup>
Total other cases .....	48	2,242	1,939 (183) <sup>e</sup>	168 <sup>h</sup>
<b>Total cases .....</b>	<b>3,286</b>	<b>5,271 (183)<sup>e</sup></b>	<b>4,378 (183)<sup>e</sup></b>	<b>4,179</b>
<b>Other proceedings:</b>				
Rehearing requests .....	0	569	569	0
Total other proceedings .....	0	569	569	0

Manner of disposition	Disposition of cases				Requests to appeal
	Appeals	Other cases	Other proceedings	Total	
Signed opinion .....	480 <sup>m</sup>	--	--	480	
Per curiam .....	2,000	--	90	2,090	
With written order ..	7	X	X	69	
<b>Status of pending appeals (12/31/80)</b>					
Under submission on rehearing .....				37	
Under original submission .....				311	
Unsubmitted cases .....				3,450	
Pending on motion for rehearing .....				6	
On appeal to U.S. Supreme Court .....				7	
Affirmed .....	1,650				--
Reformed and affirmed .....	32				--
Dismissed .....	183				37
Reversed and remanded .....	121				--
Reversed .....	0				--
Remanded to trial court for hearing on punishment .....	13				--
Abated .....	110				--
Reversed and dismissed or reformed to show acquittal .....	52				--
Reversed and bail granted .....	0				--
Granted with opinion .....	205				165
Granted in part, denied in part ..	2				0
Granted with order .....	--				7
Denied .....	47				1,768
No action .....	--				60
Hearing ordered .....	--				74

Boldface headings indicate the classifications used by the CSIM project.  
 Blank space = Not enough information is known. The case category may or may not be handled by the court.  
 X = The data for this case type are known to be included in the total but were not available by category.  
 -- = Not applicable.

<sup>a</sup>Court jurisdiction:

The Court of Criminal Appeals is the court of last resort for criminal cases only. It has no original jurisdiction.

<sup>e</sup>Cases not included in the total to avoid double counting:

Applications for writ of habeas corpus, etc., when granted, are not counted as disposed until the associated habeas corpus appeal is disposed; a new filing is not counted for the resulting appeal. The applications granted are the figures appearing in parentheses. Ninety-nine of these granted applications were disposed of with written opinion.

<sup>f</sup>Beginning pending figure for the 1980 court year does not equal the end pending figure for the 1979 court year:

Figures are as given in the annual report.

<sup>h</sup>Figure was computed:

End pending figure was computed from filing, disposition, and beginning pending data. There were 91 of the 227 habeas corpus petitions under consideration at year end.

<sup>m</sup>Information on disposition type or trial data:

The court also filed 136 dissenting opinions, 53 concurring opinions, and 6 opinions dissenting in part, concurring in part.

Source: Texas Judicial Council, 52nd Annual Report 1980 (Austin, Texas: May, 1981). Statistics are from the annual report except that totals have been computed where necessary.

TEXAS COURTS OF CIVIL APPEALS<sup>a</sup>  
Intermediate appellate court  
14 divisions, 51 justices  
January 1, 1980 to December 31, 1980

	Beginning pending	Filed	Disposed	End pending
<b>Cases:</b>				
<b>Appeals:</b>				
Civil .....	1,479	2,621	2,428	1,672
Total appeals .....	1,479	2,621	2,428	1,672
<b>Other cases:</b>				
Original proceedings .....	---	---	---	---
Requests to appeal .....	---	---	---	---
Total other cases .....	---	---	---	---
<b>Total cases .....</b>	<b>1,479</b>	<b>2,621</b>	<b>2,428</b>	<b>1,672</b>

<u>Manner of disposition</u>		<u>Disposition of appeals</u>	
Written opinion .....	1,968 <sup>m</sup>	Affirmed .....	<b>Civil</b> 1,013
Per curiam .....	134	Reversed and rendered .....	158
<u>Time interval data (average months)</u>		Affirmed in part, reversed and rendered in part ..	38
Filing to disposition .....	6.4	Affirmed in part, reversed and remanded in part ..	56
Date of submission to disposition ..	1.6	Reversed and remanded .....	325
<u>Age of pending caseload</u>		Modified and/or reformed and affirmed .....	92
Under 6 months .....	1,070	Dismissed with opinion .....	170
6+ to 12 months .....	548	Dismissed without opinion .....	303
Over 12 months .....	54	Otherwise disposed with opinion .....	178
		Otherwise disposed without opinion .....	124

Boldface headings indicate the classifications used by the CSIM project.  
Blank space = Not enough information is known. The case may or may not be handled by the court.

<sup>a</sup>Court jurisdiction:

The Courts of Civil Appeals have **civil** jurisdiction only.

<sup>m</sup>Information on disposition type or trial data:

The 1,968 majority opinions included 1,744 in cases on the merits, 61 refusing rehearing, 20 granting rehearing, and 109 dismissing **appeals**, and 34 other opinions. In addition, the court filed 20 concurring, and 48 dissenting opinions.

Source: Texas Judicial Council, 52nd Annual Report 1980 (Austin, Texas: May, 1981). Statistics are from the annual report except that totals have been computed where necessary.

TEXAS DISTRICT COURT AND CRIMINAL DISTRICT COURT<sup>b</sup>  
Court of general jurisdiction  
, 300 courts, 300 judges; 10 courts, 10 judges  
January 1, 1980 to December 31, 1980

	Beginning pending	Filed <sup>j</sup>	Disposed	End pending
<b>Civil<sup>d</sup>:</b>				
<b>Tort:</b>				
<b>Auto tort:</b>				
Personal injury .....	29,767 <sup>f</sup>	15,155	14,283	30,639
<b>Other tort:</b>				
Personal injury .....	24,128	13,355	10,401	27,082
Total .....	53,895	28,510	24,684	57,721
<b>Contract:</b>				
Note .....	40,298	35,363	25,899	49,762
<b>Real property rights:</b>				
Condemnation .....	1,139	908	676	1,371
<b>Domestic relations:</b>				
<b>Marriage dissolution:</b>				
Divorce .....	87,561 <sup>f</sup>	140,238	132,710	95,089
Support/custody .....	8,288	13,030	8,800	12,518
<b>Other domestic relations:</b>				
Nonadversary <sup>j</sup> .....	13,563 <sup>f</sup>	24,326	22,572	15,317
Total .....	109,412 <sup>f</sup>	177,594	164,082	122,924
<b>Appeal:</b>				
<b>Appeal of administrative agency case:</b>				
Workmen's compensation .....	10,770 <sup>f</sup>	7,996	7,634	11,132
Tax .....	63,473 <sup>f</sup>	35,458	16,939	81,992
Total .....	74,243	43,454	24,573	93,124
<b>Extraordinary writ:</b>				
Habeas corpus .....	1,071 <sup>f</sup>	4,794	4,623	1,242
Other civil .....	78,090 <sup>f</sup>	43,231	44,778	76,543
<b>Total civil .....</b>	<b>358,148<sup>f</sup></b>	<b>333,854</b>	<b>289,315</b>	<b>402,687</b>

<b>Criminal<sup>d</sup>:</b>				
<b>Felony:</b>				
Criminal categories .....	51,111 <sup>f</sup>	82,454	74,079	59,486
Misdemeanor .....	5,634 <sup>f</sup>	7,463	5,095	8,002
<b>Postconviction remedy:</b>				
Postconviction habeas corpus .....	599 <sup>f</sup>	1,857	1,688	768
<b>Other criminal:</b>				
Contempt, extradition .....	317 <sup>f</sup>	1,234	1,222	329
Bond forfeitures .....	6,539 <sup>f</sup>	4,008	3,399	7,148
Total .....	6,856	5,242	4,621	7,477
Total criminal .....	64,200 <sup>f</sup>	97,016	85,483	75,733
<b>Juvenile:</b>				
<b>Criminal-type offense:</b>				
Delinquency .....	4,220	8,007	8,607	3,620
<b>Status offense:</b>				
Child in need of supervision .....	633	887	882	638
Other juvenile .....	0	0	0	0
Total juvenile .....	4,853 <sup>f</sup>	8,894	9,489	4,258
Grand total .....	427,201 <sup>f</sup>	439,764	384,287	482,678

Trial<sup>d</sup>

	Jury	Non-jury	Directed verdict <sup>m</sup>	Total
<b>Civil:</b>				
Auto tort .....	557	1,188	13	1,758
Contract .....	282	2,953	17	3,252
Real property rights .....	17	220	2	239
<b>Domestic relations:</b>				
Marriage dissolution ...	426	95,218	231	95,875
Support/custody .....	12	3,884	10	3,906
Other .....	61	17,359	42	17,462
Total .....	499	116,461	283	117,243
<b>Appeal:</b>				
Agency .....	529	3,005	18	3,552
Other civil .....	1,217	13,249	140	14,606
Total .....	3,101	137,076	473	140,650
<b>Criminal:</b>				
Felony .....	2,638	1,048	36	3,722
Misdemeanor .....	9	10	3	22
Total .....	2,647	1,058	39	3,744
Juvenile .....	195	5,390	121	5,706
Grand total .....	5,943	143,524	633	150,100

Civil dispositions

	Tort	Contract	Real property rights	Domestic relations Marriage dissolution	Support/custody	Other	Agency appeal	Other civil	Total
Default judgment .....	475	8,471	25	1,069	139	100	3,598	3,241	17,118
Agreed judgment .....	4,291	2,411	171	6,916	1,215	1,062	4,007	8,584	28,657
Complete summary judgment .....	74	997	1	167	12	57	77	1,163	2,548
Dismissed for want of prosecution ...	2,476	3,744	56	20,078	1,317	1,794	3,404	11,894	44,763
Dismissed by plaintiff .....	3,321	5,049	147	7,547	1,271	1,213	7,740	9,488	35,776
Transferred .....	171	438	2	296	487	282	89	844	2,609
Other .....	1,717	1,537	35	762	453	602	2,106	5,359	12,571

Criminal dispositions

	Felony	Misdemeanor	Total
<b>Jury trial:</b>			
Conviction .....	2,218	5	2,223
Acquittal .....	420	4	424
<b>Directed verdict<sup>m</sup>:</b>			
Acquittal .....	36	3	39
<b>Non-jury trial:</b>			
Conviction .....	722	10	732
Acquittal .....	326	0	326
Guilty plea .....	44,831	1,898	46,729
Other dismissals .....	20,857	1,651	22,508
Dismissal, insufficient evidence .....	3,920	981	4,901
Transfers .....	749	543	1,292

(continued on next page)

Boldface headings indicate the classifications used by the CSIM project.

<sup>b</sup>Particular court or reporting system information:

The data were compiled from 3,048 out of a possible 3,048 monthly county reports from the court, a reporting rate of 100%.

<sup>c</sup>Case definition or unit of count:

A civil case is counted with the filing of a petition or complaint.

The criminal case unit of count is the number of defendants on the information or indictment.

A jury trial is counted when the jury is sworn.

A non-jury trial is counted at the point when an opening statement or the introduction of any evidence occurs. Guilty pleas in criminal cases after the start of a non-jury trial are not counted as trials.

<sup>f</sup>Beginning pending figure for the 1980 court year does not equal the end pending figure for the 1979 court year:

Figures are as given in the annual report.

<sup>j</sup>Explanation of data included in the category:

Filings include new cases filed and other cases reaching docket.

**Domestic relations** "nonadversary" category includes adoptions, change of name, occupational drivers' licenses, dependent and neglected children decisions, and removal of disability of minority.

<sup>m</sup>Information on disposition type or trial data:

Directed verdict cases are counted as jury trials on the tables in Part I of this report.

Source: Texas Judicial Council, 52nd Annual Report 1980 (Austin, Texas: May, 1981). Statistics are from the annual report except that totals have been computed where necessary.

**TEXAS MUNICIPAL COURT<sup>i</sup>**  
**Court of limited jurisdiction**  
 ~1,000 courts, ~1,000 judges  
 January 1, 1980 to December 31, 1980

	Beginning pending	Filed	Disposed	End pending
<b>Criminal<sup>d</sup>:</b>				
<b>Misdemeanor:</b>				
Non-traffic .....	N/A	498,177 <sup>i</sup>	421,492 <sup>ik</sup>	N/A
Total criminal .....	N/A	498,177 <sup>i</sup>	421,492 <sup>ik</sup>	N/A
<b>Traffic:</b>				
Parking .....	N/A	2,533,706 <sup>i</sup>	1,514,863 <sup>i</sup>	N/A
Other traffic violation .....	N/A	2,852,138 <sup>i</sup>	2,312,619 <sup>i</sup>	N/A
Total traffic .....	N/A	5,385,844 <sup>i</sup>	3,827,482 <sup>i</sup>	
<b>Grand total .....</b>	N/A	5,884,021 <sup>i</sup>	4,248,974 <sup>i</sup>	N/A

Trial<sup>di</sup>

	Jury	Non-jury	Total
<b>Criminal .....</b>	836	119,884	120,720
<b>Traffic:</b>			
Parking .....	110	14,526	14,636
Other traffic violation ..	1,683	341,677	343,360
Total .....	1,793	356,203	357,996
<b>Total .....</b>	2,629	476,087	478,716

Traffic dispositions<sup>i</sup>

<u>Criminal dispositions<sup>i</sup></u>		<u>Other traffic violation</u>		
		Parking	violation	Total
<b>Jury trial:</b>				
Conviction .....	485			
Acquittal .....	351	75	1,214	1,289
<b>Non-jury trial:</b>				
Conviction .....	108,969	11,785	297,526	309,311
Acquittal .....	10,915	2,741	44,151	46,892
Dismissed .....	55,113	216,216	368,948	585,164
Bond forfeitures ....	111,457	111,951	216,611	328,562
Payments of fine ....	134,202	1,172,060	1,383,700	2,555,760
<b>Total .....</b>		1,514,863	2,312,619	3,827,482

Boldface headings indicate the classifications used by the CSIM project.

N/A = This case type is handled by the court, but the data are unavailable.

<sup>d</sup>Case definition or unit of count:

The criminal case unit of count is the number of defendants on the complaint.

A trial is counted if tried to verdict or decision.

<sup>1</sup>Data are not complete:

Data reported here represent 6,596 reports out of a possible 9,024. Data includes only courts in cities with a 1970 population of 5,000 or greater. Data for the entire year were submitted by courts in 489 of the courts, incomplete data were submitted by 109 courts, and the remaining 154 courts submitted no data for the 1978 court year, resulting in a reporting rate of 73 percent.

<sup>k</sup>Additional information:

There were 8,501 felony complaints accepted and 175 examining trials conducted.

Source: Texas Judicial Council, 52nd Annual Report 1980 (Austin, Texas: May, 1981). Statistics are from the annual report except that totals have been computed where necessary.

**TEXAS JUSTICE OF THE PEACE COURT<sup>1</sup>**  
**Court of limited jurisdiction**  
**956 courts, 956 judges**  
**January 1, 1980 to December 31, 1980**

	Beginning pending	Filed	Disposed	End pending
<b>Civil<sup>d</sup>:</b>				
<b>Real property rights:</b>				
Forcible entry and detainer .....	N/A	89,882 <sup>i</sup>	72,965 <sup>i</sup>	N/A
<b>Small claims</b> .....	N/A	43,654 <sup>i</sup>	22,354 <sup>i</sup>	N/A
<b>Other civil</b> .....	N/A	134,973 <sup>i</sup>	57,524 <sup>i</sup>	N/A
<b>Total civil</b> .....	N/A	268,509 <sup>i</sup>	152,843 <sup>i</sup>	N/A
<b>Criminal<sup>d</sup>:</b>				
<b>Misdemeanor:</b>				
Non-traffic .....	N/A	404,541 <sup>i</sup>	270,456 <sup>i</sup>	N/A
<b>Total criminal</b> .....	N/A	404,541 <sup>i</sup>	270,456 <sup>i</sup>	N/A
<b>Traffic:</b>				
<b>Total traffic</b> .....	N/A	1,262,256 <sup>i</sup>	1,123,743 <sup>i</sup>	N/A
<b>Grand total</b> .....	N/A	1,935,306 <sup>i</sup>	1,547,042 <sup>i</sup>	N/A

	<u>Trial<sup>d</sup></u>		
	Jury	Non-jury	Total
<b>Civil:</b>			
<b>Real property rights:</b>			
Forcible entry and detainer ..	136	50,137	50,273
<b>Small claims</b> .....	181	13,075	13,256
<b>Other civil</b> .....	326	28,413	28,739
<b>Total civil</b> .....	643	91,625	92,268
<b>Criminal</b> .....	531	53,918	54,449
<b>Traffic</b> .....	1,240	135,732	136,972
<b>Total</b> .....	2,414	281,275	360,933

	<u>Civil dispositions<sup>i</sup></u>	<u>Dismissed</u>
<b>Civil:</b>		
<b>Real property rights:</b>		
Forcible entry and detainer .....		22,692
<b>Small claims</b> .....		9,098
<b>Other civil</b> .....		28,785
<b>Total civil</b> .....		60,575

	<u>Criminal dispositions<sup>i</sup></u>
<b>Jury trial:</b>	
Conviction .....	362
Acquittal .....	169
<b>Non-jury trial:</b>	
Conviction .....	50,750
Acquittal .....	3,168
Dismissed .....	46,494
Bond forfeitures .....	5,587
Payments of fine .....	163,926

	<u>Traffic dispositions<sup>i</sup></u>
<b>Jury trial:</b>	
Conviction .....	945
Acquittal .....	295
<b>Non-jury trial:</b>	
Conviction .....	132,087
Acquittal .....	3,645
Dismissed .....	72,660
Bond forfeitures .....	34,837
Payments of fine .....	879,274

Boldface headings indicate the classifications used by the CSIM project.  
 N/A = This case type is handled by the court, but the data are unavailable.

<sup>d</sup>Case definition or unit of count:

A civil case is counted with the filing of a petition.  
 The criminal case unit of count is the number of defendants on the complaint.  
 A trial is counted if tried to verdict or decision.

<sup>i</sup>Data are not complete:

Data reported here represent 9,188 Justice of the Peace Court monthly reports out of a possible 11,472, a reporting rate of 80 percent.

Source: Texas Judicial Council, 52nd Annual Report 1980 (Austin, Texas: May, 1981). Statistics are from the annual report except that totals have been computed where necessary.

TEXAS COUNTY COURT AT LAW, CONSTITUTIONAL COUNTY COURT, AND PROBATE COURT<sup>D</sup>  
 Court of limited jurisdiction  
 110 courts, 110 judges; 254 courts, 254 judges; 8 courts, 8 judges  
 January 1, 1980 to December 31, 1980

	Beginning pending	Filed	Disposed	End pending
<b>Civil:</b>				
<b>Tort:</b>				
Auto tort:				
Auto personal injury .....	14,209 <sup>f</sup>	8,688	8,824	14,073
Other tort:				
Other personal injury .....	1,850	1,300	810	2,340
Total .....	16,059 <sup>f</sup>	9,988	9,634	16,413
<b>Contract:</b>				
Suits on debt .....	47,623 <sup>f</sup>	34,020	29,863	51,780
<b>Domestic relations:</b>				
<b>Marriage dissolution:</b>				
Divorce .....	977	2,220	1,867	1,330
<b>Estate:</b>				
Probate/wills/intestate:				
Probate .....	N/A	63,269	N/A	N/A
<b>Appeal:</b>				
Appeal of administrative agency case:				
Tax .....	2,869	2,486	1,759	3,596
Other civil: <sup>j</sup> .....	41,275	37,729	40,186	38,818
Total civil .....	108,803 <sup>fi</sup>	149,712	83,309 <sup>i</sup>	111,937 <sup>ig</sup>
<b>Criminal:<sup>d</sup></b>				
<b>Misdemeanor</b>				
Theft or worthless check .....	73,593 <sup>f</sup>	62,929	52,707	84,010 <sup>g</sup>
Drug offense .....	12,383 <sup>f</sup>	23,150	19,840	15,749 <sup>g</sup>
Assault .....	3,764	7,643	6,286	5,506 <sup>g</sup>
Other criminal .....	71,157 <sup>f</sup>	53,359	80,243	75,323 <sup>g</sup>
Total .....	160,897 <sup>fij</sup>	147,081	159,076 <sup>ij</sup>	180,588 <sup>ij</sup>
Appeal .....	(j)	61,079	(j)	(j)
Total criminal .....	160,897 <sup>fi</sup>	208,160	159,076 <sup>i</sup>	180,588 <sup>i</sup>
<b>Traffic:</b>				
DWI/DUI .....	45,907 <sup>fi</sup>	86,045	53,846 <sup>j</sup>	78,252 <sup>j</sup>
Other traffic violation:				
Traffic .....	18,254 <sup>j</sup>	8,634	35,897 <sup>j</sup>	20,238 <sup>j</sup>
Total traffic .....	64,161 <sup>fj</sup>	94,679	89,743 <sup>j</sup>	98,490 <sup>j</sup>
<b>Juvenile:</b>				
<b>Criminal-type offense:</b>				
Delinquency .....	960	1,305	1,429	836
<b>Status offense:</b>				
Child in need of supervision .....	389	505	473	421
Total juvenile .....	1,349 <sup>f</sup>	1,810	1,902	1,257
<b>Grand total</b> .....	335,210 <sup>fi</sup>	454,361	334,030 <sup>i</sup>	392,272 <sup>ig</sup>

Traffic dispositions

	Trial <sup>d</sup>		Directed verdict	Total
	Jury	Non-jury		
<b>Civil:</b>				
<b>Tort:</b>				
Auto tort .....	221	779	0	1,000
Other tort .....	24	81	0	105
Total .....	245	860	0	1,105
Contract .....	133	2,021	0	2,154
Domestic relations .....	21	1,629	0	1,650
Appeal .....	3	85	0	88
Other civil .....	706	3,544	0	4,250
Total .....	1,108	8,139	0	9,247
Criminal .....	1,767	782	44	2,593
<b>Traffic:</b>				
DWI/DUI .....	633	330	11	974
Grand total .....	3,508	9,251	55	12,814

<b>Jury trial:</b>	
Conviction .....	383
Acquittal .....	261
<b>Non-jury trial:</b>	
Conviction .....	124
Acquittal .....	206
Pleas of guilty/nolo contendere .....	40,159
Dismissed .....	41,586
Other .....	7,024

Criminal dispositions

<b>Jury trial:</b>	
Conviction .....	685
Acquittal .....	445
<b>Non-jury trial:</b>	
Conviction .....	282
Acquittal .....	500
Pleas of guilty/nolo contendere .....	67,668
Dismissed .....	63,433
Other .....	26,063

Civil dispositions

	Tort		Total	Contract	Domestic relations	Appeal	Other civil	Total
	Auto tort	Other tort						
Default or agreed judgments ...	3,423	258	3,681	17,479	0	788	15,660	37,608
Dismissed .....	4,038	395	4,433	9,463	181	853	19,370	34,300
Other .....	363	52	415	767	36	30	906	2,154

Boldface headings indicate the classifications used by the CSIM project.  
 N/A = This case type is handled by the court, but the data are unavailable.

<sup>b</sup>Particular court or reporting system information:

In the calendar year 1980, clerks in all counties reported data for all 12 months, a reporting rate of 100 percent.

<sup>d</sup>Case definition or unit of count:

A civil case is counted with the filing of a petition.

The criminal case unit of count is the number of defendants on the information or complaint.

A trial is counted if tried to verdict or decision.

<sup>f</sup>Beginning pending figure for the 1980 court year does not equal the end pending figure for the 1979 court year:

The number of cases pending is adjusted by computer to reflect transfers and other year-end input.

<sup>g</sup>Change in pending does not equal the difference between filings and dispositions:

**Criminal appeals** pending and disposed figures are reported in the **misdemeanor** categories. **Criminal appeals** filed are reported separately. As a result, neither **misdemeanor** or **criminal appeals** figures balance.

<sup>i</sup>Data are not complete:

Total civil and grand total disposition and pending figures do not include **estate** cases. Filings are for all categories.

Pending and disposed figures for total **misdemeanors** and total **criminal** cases do not include **traffic appeal** cases.

<sup>j</sup>Explanation of data included in the category:

"Other civil" includes all of Harris County (Houston) **civil** activity. It was not reported in the detailed **civil** categories.

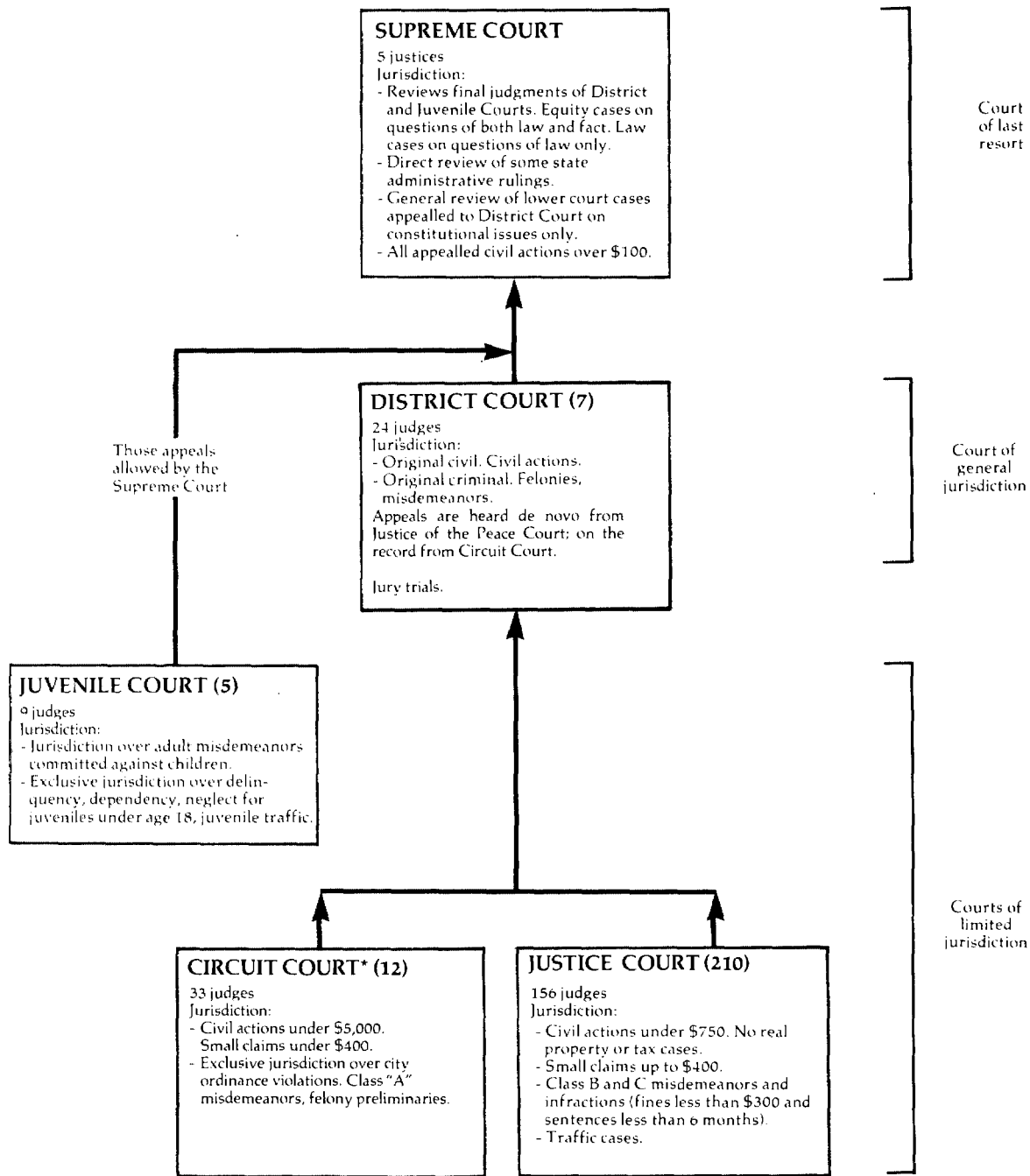
**Misdemeanor** totals include **appeal** dispositions and pending cases.

Disposed and pending **traffic** figures include **traffic appeals** that could not be separated from original cases. These appeals would normally be included in **criminal appeals**.

Source: Texas Judicial Council, 52nd Annual Report 1980 (Austin, Texas: May 1981). Statistics are from the annual report except that totals have been computed where necessary.



# UTAH COURT SYSTEM, 1980



↑ Indicates route of appeal.

\*The City Court was replaced effective July 1, 1978 by the Circuit Court.

UTAH SUPREME COURT  
Court of last resort  
5 justices  
January 1, 1980 to December 31, 1980

	Beginning pending	Filed	Disposed	End pending
<b>Cases:</b>				
<b>Appeals:</b>				
Civil .....	N/A	387	X	N/A
Criminal .....	N/A	108	X	N/A
<b>Post conviction remedy:</b>				
Post conviction .....	N/A	11	X	N/A
<b>Appeals of administrative agency cases:</b>				
Administrative agencies .....	N/A	52	X	N/A
<b>Juvenile:</b>				
Juvenile courts .....	N/A	10	X	N/A
<b>Other appeals:</b>				
Interlocutory appeals .....	N/A	53	X	N/A
Total appeals .....	N/A	621	X	N/A
<b>Other cases:</b>				
<b>Original proceedings:</b>				
<b>Original jurisdiction:</b>				
Original writs .....	N/A	23	X	N/A
<b>Disciplinary matter:</b>				
Attorney discipline or application to bar .....	N/A	6	X	N/A
Total .....	N/A	29	X	N/A
Total other cases .....	N/A	29	X	N/A
<hr/>				
Total cases .....	N/A	651 <sup>k</sup>	638	N/A
<b>Other proceedings:</b>				
<b>Other matters:</b>				
Law and motion .....	--	264	264	--
Total other proceedings .....	--	264	264	--

Manner of disposition

Opinion .....	366
Dismissal .....	232
Summary .....	40

Boldface headings indicate the classifications used by the CSIM project.

N/A = This case type is handled by the court, but the data are unavailable.

X = The data for this case type are known to be included in the total but were not available by category.

-- = Not applicable.

<sup>k</sup>Additional information:

One case was filed during 1980 that could not be identified by case type. This case is included in the total filing figure, but not in the filing figures by case type.

Source: Utah Judicial Council, Annual Report/Utah Courts July 1, 1980 to June 30, 1981 (Salt Lake City, Utah: 1981). Statistics are from the annual report except that totals have been computed where necessary.

UTAH DISTRICT COURT  
 Court of general jurisdiction  
 7 districts, 24 judges  
 July 1, 1979 to June 30, 1980

	Beginning pending	Filed	Disposed	End pending
<b>Civil<sup>d</sup>:</b>				
<b>Tort:</b>				
Personal injury .....	X	740	X	X
<b>Real property rights:</b>				
Eminent domain .....	X	179	X	X
<b>Domestic relations:</b>				
<b>Marriage dissolution:</b>				
Divorce .....	X	11,449	X	X
<b>Estate:</b>				
<b>Probate/wills/intestate:</b>				
Probate .....	X	3,650	2,599	X
<b>Mental health</b> .....	X	819	958	X
Appeal .....	X	130	90	X
<b>Extraordinary writ:</b>				
Writs <sup>j</sup> .....	X	153	X	X
<b>Other civil:</b>				
Complaints <sup>k</sup> .....	X	13,516	X	X
<b>Total civil</b> .....	30,628 <sup>f1</sup>	30,636	25,441	36,194 <sup>l</sup>
<b>Criminal<sup>d</sup>:</b>				
<b>Felony/misdemeanor:</b>				
Criminal categories .....	X	2,468	2,350	X
Appeal .....	X	330	203	X
<b>Total criminal</b> .....	929 <sup>f1</sup>	2,798	2,553	1,174 <sup>l</sup>
<b>Grand total</b> .....	31,557 <sup>f1</sup>	33,434	27,994	37,368 <sup>l</sup>

	Trial <sup>d</sup>			Civil dispositions	Criminal dispositions		
	Jury	Non-jury	Total				
Civil .....	207	2,022	2,229	Clerk judgment .....	433	Pleas of guilty .....	1,553
Criminal .....	246	191	437	Summary judgment .....	985	Dismissed .....	360
Total .....	453	2,213	2,666	Defaults .....	10,100		
				Dismissed .....	8,253		
				Other .....	3,441		

Boldface headings indicate the classifications used by the CSIM project.

X = The data for this case type are known to be included in the total but were not available by category.

<sup>d</sup>Case definition or unit of count:

A civil case is counted with the filing of a petition or complaint.

The criminal case unit of count is the number of informations, indictments, or complaints.

A jury trial is counted when the jury is sworn.

A non-jury trial is counted at the point when an opening statement or the introduction of any evidence occurs.

<sup>f</sup>Beginning pending figure for the 1980 court year does not equal the end pending figure for the 1979 court year:

Figures are as given by the administrative office of the court.

<sup>g</sup>Change in pending does not equal difference between filings and dispositions:

See footnote 1.

<sup>j</sup>Explanation of data included in the category:

Complaints (**other civil**) include filings not set forth in other categories, e.g., Uniform Enforcement of Support Act.

Writs contain such matters as writs of review, prohibition, coram nobis, and habeas corpus.

<sup>k</sup>Special source or revision in the data:

Pending data were supplied by the administrative office of the court during data verification.

Source: Utah Judicial Council, Annual Report, Utah Courts July 1, 1979-June 30, 1980 (Salt Lake City, Utah: 1980). Statistics are from the annual report except that totals have been computed where necessary, and additional information was supplied by the administrative office of the court during data verification.

UTAH CIRCUIT COURT  
 Court of limited jurisdiction  
 12 courts, 33 judges  
 July 1, 1979 to June 30, 1980

	Beginning pending	Filed	Disposed	End pending
<b>Civil:</b>				
Small claims .....	N/A	23,095	20,050 <sup>1</sup>	N/A
<b>Other civil:</b>				
Complaints .....	N/A	28,626	X	N/A
New trials .....	N/A	168	X	N/A
Total .....	N/A	28,794	21,457 <sup>1</sup>	N/A
Total civil .....	N/A	51,889	41,507	N/A
<b>Criminal:</b>				
<b>Misdemeanor:</b>				
State <sup>j</sup> .....	N/A	11,604 <sup>j</sup>	X	N/A
<b>Ordinance violation:</b>				
City .....	N/A	22,761	X	N/A
<b>Preliminary hearing:</b>				
Felony preliminary .....	N/A	(j)		N/A
<b>Other criminal:</b>				
New trials .....	N/A	100	X	N/A
Total criminal .....	N/A	34,465	29,590	N/A
<b>Traffic:</b>				
Parking .....	N/A	285,307 <sup>i</sup>	X	N/A
<b>Other traffic violation:</b>				
Moving .....	N/A	142,217	X	N/A
Nonmoving .....	N/A	44,560	X	N/A
Total .....	N/A	186,777	X	N/A
Total traffic .....	N/A	472,084 <sup>i</sup>	360,899 <sup>i</sup>	N/A
Grand total .....	N/A	558,438 <sup>i</sup>	431,996 <sup>i</sup>	N/A

	Trial <sup>d</sup>		
	Jury	Non-jury	Total
Civil .....	58	5,792	5,850
Criminal .....	255	4,010	4,265
Traffic .....	471	8,710	9,181
Total .....	784	18,512	19,296

Civil dispositions <sup>j</sup>	
Dismissed .....	11,161
Defaults .....	17,610
Summary judgments .....	979
Clerk judgment .....	5,907

Criminal dispositions	
Guilty pleas .....	11,714
Bail forfeiture .....	4,418
Dismissed .....	6,722
Bound over .....	2,471

Traffic dispositions	
Guilty pleas .....	24,082
Bail forfeiture .....	319,047
Dismissed .....	8,589

Boldface headings indicate the classifications used by the CSIM project.  
 N/A = This case type is handled by the court, but the data are unavailable.  
 X = The data for this case type are known to be included in the total but were not available by category.

<sup>d</sup>Case definition or unit of count:  
 A civil case is counted with the filing of a petition or complaint.  
 The criminal case unit of count is the number of informations, indictments, or complaints.  
 The traffic case unit of count is the number of citations issued, regardless of the number of violations contained in each citation.

A jury trial is counted when the jury is sworn.

A non-jury trial is counted at the point when an opening statement or the introduction of any evidence occurs.

<sup>i</sup>Data are not complete:

No parking data were reported for the court located in Murray.

<sup>j</sup>Explanation of data included in the category:

State case filings include felony preliminary hearings and state misdemeanors.

<sup>l</sup>Special source or revision in the data:

The number of small claims cases disposed was supplied by the administrative office of the court during data verification.

Source: Utah Judicial Council, Annual Report, Utah Courts July 1, 1979-June 30, 1980 (Salt Lake City, Utah: 1980). Statistics are from the annual report except that totals have been computed where necessary.

UTAH JUSTICE COURT<sup>1</sup>  
 Courts of limited jurisdiction  
 210 courts, 156 justices of the peace  
 July 1, 1979 to June 30, 1980

	Beginning pending	Filed	Disposed	End pending
<b>Civil<sup>d</sup>:</b>				
Small claims .....	N/A	3,319 <sup>i</sup>	N/A	N/A
Other civil .....	N/A	399 <sup>i</sup>	N/A	N/A
Total civil .....	N/A	3,718 <sup>i</sup>	N/A	N/A
<b>Criminal<sup>d</sup>:</b>				
Misdemeanor .....	N/A	32,596 <sup>i</sup>	N/A	N/A
Preliminary hearing .....	N/A	158 <sup>i</sup>	N/A	N/A
Total criminal .....	N/A	32,754 <sup>i</sup>	N/A	N/A
<b>Traffic<sup>d</sup>:</b>				
DWI/DUI .....	N/A	2,762 <sup>i</sup>	N/A	N/A
Parking .....	N/A	11,094 <sup>i</sup>	N/A	N/A
<b>Other traffic violation:</b>				
License violations .....	N/A	14,461 <sup>i</sup>	N/A	N/A
Speeding .....	N/A	130,054 <sup>i</sup>	N/A	N/A
Other Moving .....	N/A	20,928 <sup>i</sup>	N/A	N/A
Other Non-moving .....	N/A	46,014 <sup>i</sup>	N/A	N/A
Total .....	N/A	211,457 <sup>i</sup>	N/A	N/A
Total traffic .....	N/A	225,313 <sup>i</sup>	N/A	N/A
Grand total .....	N/A	261,785 <sup>i</sup>	N/A	N/A

Boldface headings indicate the classifications used by the CSIM project.  
 N/A = This case type is handled by the court, but the data are unavailable.

<sup>d</sup>Case definition or unit of count:

  A civil case is counted with the filing of a complaint.

  The criminal case unit of count is the number of complaints filed.

  The traffic case unit of count is the number of violations contained within each citation.

<sup>i</sup>Data are not complete:

  Monthly statistical reports were submitted by 133 of the 156 justices of the peace.

Source: Utah Judicial Council, Annual Report, Utah Courts July 1979-June 1980 (Salt Lake City, Utah: 1980). Statistics are from the annual report except that totals have been computed where necessary.

UTAH JUVENILE COURT  
 Court of limited jurisdiction  
 5 districts, 9 judges  
 January 1, 1980 to December 31, 1980

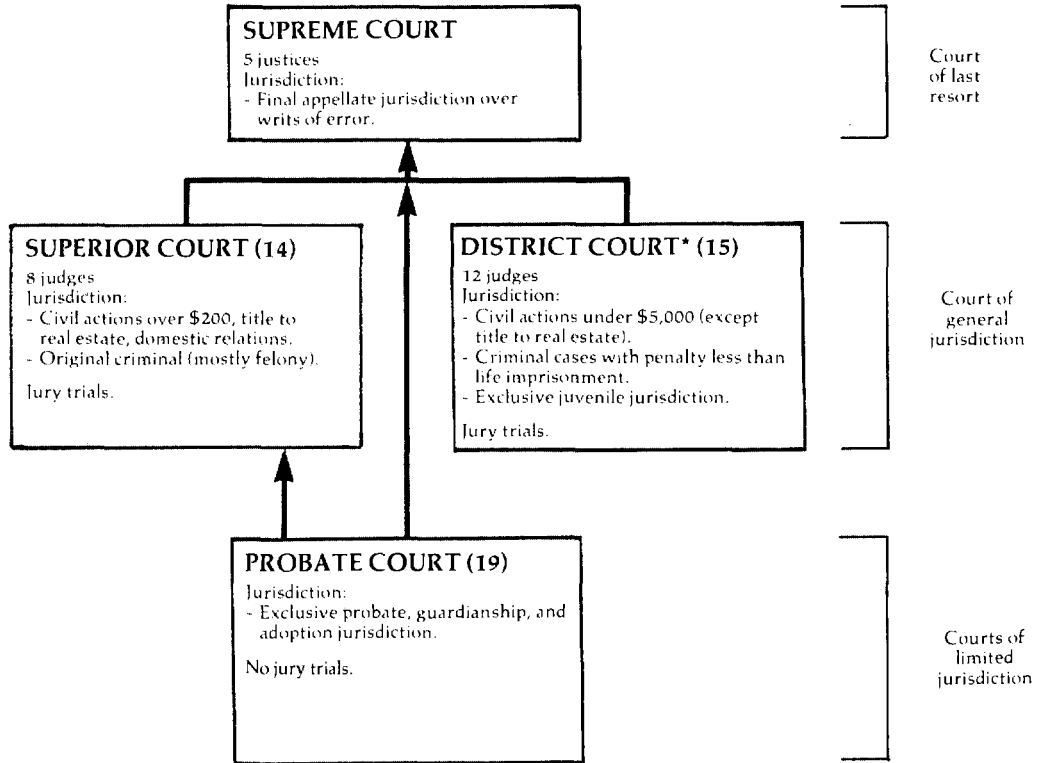
	Beginning pending	Filed <sup>J</sup>	Disposed	End pending
<b>Criminal<sup>d</sup>:</b>				
<b>Misdemeanor:</b>				
Adult referrals .....	N/A	319	N/A	N/A
Total criminal .....	N/A	319	N/A	N/A
<b>Traffic:</b>				
<b>Other traffic violation:</b>				
Traffic--juvenile .....	N/A	8,818	N/A	N/A
Total traffic .....	N/A	8,818	N/A	N/A
<b>Juvenile:</b>				
<b>Criminal-type offense:</b>				
Criminal .....	N/A	17,250	N/A	N/A
Status offense .....	N/A	6,697	N/A	N/A
<b>Non-offense:</b>				
Dependency, neglect, abuse .....	N/A	1,856	N/A	N/A
Total juvenile .....	N/A	25,803	N/A	N/A
Grand total .....	N/A	34,940	N/A	N/A

Boldface headings indicate the classifications used by the CSIM project.  
 N/A = This case type is handled by the court, but the data are unavailable.

<sup>d</sup>Case definition or unit of count:  
 The criminal case unit of count is the number of informations, indictments, or complaints.  
<sup>J</sup>Explanation of data included in the category:  
 Filed figures are the number of referrals.

Source: Administrative Office of Juvenile Court, Juvenile Court for the State of Utah, Annual Report, 1980 (Salt Lake City, Utah). Statistics are from the annual report except that totals have been computed where necessary.

# VERMONT COURT SYSTEM, 1980



↑ Indicates route of appeal.

\*The District Court was created as a court of limited jurisdiction but since its creation has steadily increased its scope to include almost all criminal business except for homicides and cases where the sentence may be life imprisonment.

VERMONT SUPREME COURT  
Court of last resort  
5 justices  
July 1, 1979 to June 30, 1980

	Beginning pending	Filed	Disposed	End pending
<b>Cases:</b>				
<b>Appeals:</b>				
<b>Civil:</b>				
Civil .....	X	325	295	X
Small claims .....	X	7	18	X
URESAs .....	X	0	0	X
Other civil .....	X	6	26	X
Total .....	X	338	339	X
<b>Criminal:</b>				
Criminal .....	X	X	X	X
Traffic .....	X	X	X	X
Bail .....	X	X	X	X
Total .....	X	111	100	X
<b>Postconviction remedy:</b>				
Postconviction .....	X	0	7	X
Habeas corpus .....	X	0	2	X
Total .....	X	0	9	X
Juvenile .....	X	13	8	X
Total appeals .....	349 <sup>f</sup>	462	456	355
<b>Other cases:</b>				
<b>Original proceedings:</b>				
<b>Original jurisdiction:</b>				
Habeas corpus .....	0	0	0	0
Extraordinary relief .....	0	9	7	2
Other .....	0	2	2	0
Total .....	0	11	9	2
<b>Disciplinary matter</b> .....	1	3	3	1
Total .....	1	14	12	3
<b>Requests to appeal</b> .....	1	14	12	8
Total other cases .....	1	14	12	8
Total cases .....	350 <sup>f</sup>	476	468	358
<b>Other proceedings:</b>				
<b>Rehearing requests:</b>				
Motions requesting reargument .....	1	29	29	1
Total other proceedings .....	1	29	29	1

Manner of disposition

	Appeals	Original proceedings	Total
Written opinion .....	130 <sup>m</sup>	0	130 <sup>k</sup>
Per curiam .....	26	1	27
By court order .....	106	11	117
Stipulation by parties .....	182	0	182

Age of pending caseload

	Appeals	Original proceedings
Under 6 months .....	185	2
6+ to 12 months .....	101	1
12+ to 18 months .....	51	0
18+ to 24 months .....	15	0
24+ to 30 months .....	2	0
30+ to 36 months .....	0	0
Over 36 months .....	1	0

Disposition of appeals

<b>Written and per curiam opinions:</b>	
Affirmed .....	96
Affirmed with instructions .....	1
Affirmed with modifications .....	2
Reversed .....	8
Affirmed in part, reversed in part and remanded .....	6
Dismissed .....	2
Reversed and remanded .....	30
Reversed and remanded with instructions ..	0
Dismissed and cause remanded .....	1
Remanded with instructions .....	0
Affirmed and remanded .....	2
Vacated remanded and reversed .....	0
Certified questions answered .....	9
Vacated and remanded .....	1
Judgment vacated .....	8
Judgment vacated and cause dismissed .....	0
Affirmed in part, remanded in part .....	1
Reversed and vacated .....	0
Affirmed in part, reversed in part and stricken in part .....	1

Disposition of original proceedings

<b>Written and per curiam opinion:</b>	
Disbarred .....	1

(continued on next page)



Boldface headings indicate the classifications used by the CSIM project.

X = The data for this case type are known to be included in the total but were not available by category.

<sup>f</sup>Beginning pending figure for 1980 court year does not equal end pending figure for the 1979 court year:

Figures are as amended in the annual report.

<sup>k</sup>Additional information:

The 130 written opinions disposed of 142 cases.

<sup>m</sup>Information on trial or type of disposition data:

There were also 7 dissenting, 1 concurring in part, dissenting in part, and 1 concurring opinions written.

Source: Office of the Court Administrator, Judicial Statistics for Year Ending June 30, 1980 (Montpelier, Vermont). Sources of case data are available. Statistics are from the annual report except that totals have been computed where necessary.

---

VERMONT SUPERIOR COURT  
 Court of general jurisdiction  
 14 counties, 8 judges  
 July 1, 1979 to June 30, 1980

	Beginning pending	Filed	Disposed	End pending
<b>Civil<sup>d</sup>:</b>				
<b>Law:</b>				
Civil .....	4,487	3,970	3,522	4,935
<b>Domestic relations:</b>				
<b>Other domestic relations:</b>				
Matrimonial <sup>j</sup> .....	2,860 <sup>f</sup>	3,341	3,473	2,728
<b>Appeal:</b>				
Miscellaneous .....	379 <sup>j</sup>	285 <sup>j</sup>	318 <sup>j</sup>	346 <sup>j</sup>
<b>Extraordinary writ:</b>				
Habeas corpus .....	10	23	28	5
<b>Total civil .....</b>	<b>7,736<sup>f</sup></b>	<b>7,619</b>	<b>7,341</b>	<b>8,014</b>
<b>Criminal<sup>d</sup>:</b>				
Felony .....	8	31	31	8
Misdemeanor .....	0	0	0	0
Appeal .....	(j)	(j)	(j)	(j)
Postconviction remedy .....	26	25	30	21
Sentence review only .....	N/A	N/A	2	N/A
<b>Total criminal .....</b>	<b>34<sup>i</sup></b>	<b>56<sup>i</sup></b>	<b>63</b>	<b>29<sup>i</sup></b>
<b>Grand total .....</b>	<b>7,770<sup>f,i</sup></b>	<b>7,675<sup>i</sup></b>	<b>7,404</b>	<b>8,043<sup>i</sup></b>

	Trial <sup>d</sup>			Civil dispositions <sup>m</sup>				Criminal dispositions <sup>m</sup>	
	Jury	Non-jury	Total	Law	Domestic relations	Appeal	Total		
<b>Civil<sup>m</sup>:</b>									
Law .....	70	281	351	699	--	1	700	Jury trial:	
Appeal .....	11	75	86	318	--	51	369	Guilty plea .....	
Total .....	81	356	437	11	--	--	11	Non-jury trial:	
<b>Criminal<sup>m</sup> (felony) ..</b>	<b>5</b>	<b>2</b>	<b>7</b>	Dismissed before trial .....	1,948	499	158	2,605	Guilty plea .....
<b>Grand total .....</b>	<b>86</b>	<b>358</b>	<b>444</b>	Dismissed after trial .....	195	--	22	217	Dismissed .....
				Transferred .....	0	1	--	1	Nolle pross .....
				Granted .....	--	2,673	--	2,673	Change of venue ....
				Discontinued and other .....	--	300	--	300	Extradition .....
									Sentence reduced ...
									Sentence unchanged .

Age of pending caseload

	Law	Domestic relations	Appeal	Felony	Misdemeanor
Under 3 months .....	(n)	(n)	(n)	0	0
3+ to 6 months .....	(n)	(n)	(n)	4	0
6+ to 12 months .....	(n)	(n)	(n)	4	0
Under 12 months .....	2,790 <sup>n</sup>	2,134 <sup>n</sup>	187 <sup>n</sup>	8	0
12+ to 24 months .....	1,447	530	120	0	0
24+ to 36 months .....	571	60	25	0	0
Over 36 months .....	127	4	14	0	0

Boldface headings indicate the classifications used by the CSIM project.

N/A = This case type is handled by the court but the data are unavailable.

-- = Not applicable.

<sup>d</sup>Case definition or unit of count:

  A civil case is counted with the filing of a petition or complaint.

  The criminal case unit of count is the number of informations or indictments.

  A jury trial is counted if the jury hands down a verdict.

  A non-jury trial is counted if tried to decision.

<sup>f</sup>Beginning pending figure for the 1980 court year does not equal the end pending figure for the 1979 court year:

  The difference represents adjustments made during the year to counts from Rutland County.

<sup>j</sup>Explanation of data included in the category:

  Matrimonial cases include divorce, annulment, and support/custody cases.

  Miscellaneous cases include both civil and criminal appeals as well as some habeas corpus and postconviction remedy cases.

<sup>i</sup>Data are not complete:

  Total criminal and grand total pending and filed figures do not include sentence review only figures.

<sup>m</sup>Information on disposition type or trial data:

  Criminal disposition data are only given for felony, misdemeanor, and sentence review only cases, and do not include any postconviction remedy data.

<sup>n</sup>Information on time interval or age of pending caseload data:

  The data for law, domestic relations, and appeal cases under 3 months, 3+ to 6 months, and 6+ to 12 months in age are included in the total listed as under 12 months.

Source: Office of the Court Administrator, Judicial Statistics for Year Ending June 30, 1980 (Montpelier, Vermont). Statistics are from the annual report except that totals have been computed where necessary

VERMONT DISTRICT COURT  
Court of general jurisdiction  
15 circuits, 12 judges  
July 1, 1979 to June 30, 1980

	Beginning pending	Filed	Disposed	End pending
<b>Civil<sup>d</sup>:</b>				
<b>Law:</b>				
Civil .....	2,109	3,329	3,619	1,819
Small claims .....	1,817	7,541	7,427	1,931 <sup>k</sup>
<b>Domestic relations:</b>				
<b>Support/custody:</b>				
Uniform Reciprocal Enforcement of Support Act .....	104	853	777	180
<b>Mental health:</b>				
Mentally ill commitments .....	76	386	362	100
Commitments to Brandon Training School .....	54	63	51	66
Petitions for protective supervision .....	3	14	14	3
Total .....	133	463	427	169
Total civil .....	4,163	12,186	12,250	4,099
<b>Criminal<sup>d</sup>:</b>				
<b>Felony</b> .....	1,150 <sup>f</sup>	3,096	3,177	1,069
<b>Misdemeanor</b> .....	3,166 <sup>f</sup>	15,013	15,083	3,096
<b>Sentence review only</b> .....	N/A	N/A	69 <sup>k</sup>	N/A
<b>Other criminal:</b>				
Snowmobile/boating complaints and fish and game information .	96 <sup>f</sup>	1,821	1,755	162
Total criminal .....	4,412 <sup>fi</sup>	19,930 <sup>i</sup>	20,084	4,327 <sup>i</sup>
<b>Traffic:</b>				
Total traffic .....	1,766	78,029	73,970	5,825
<b>Juvenile:</b>				
Total juvenile .....	186	1,257	1,265	178
<b>Grand total</b> .....	10,527 <sup>fi</sup>	111,402 <sup>i</sup>	107,569	14,429 <sup>i</sup>

Civil <sup>m</sup> :	Trial <sup>d</sup>			Civil dispositions			Criminal dispositions		
	Jury	Non-jury	Total	Law:			Felony/ misdemeanor	Other criminal	
Law .....	15	206	221	Voluntary dismissal ..	1,515				
Small claims .....	0	824	824	Default judgment ....	1,556				
Total .....	15	1,030	1,045	Dismissed by judge ..	293	Jury trial:			
<b>Criminal:</b>				Transferred .....	33	Guilty plea .....	20	0	
<b>Felony/misdemeanor</b> .	191	32	223	Change of venue .....	1	Non-jury trial:			
<b>Other criminal</b> .....	13	31	44	<b>Small claims:</b>		Guilty plea .....	2	0	
Total .....	204	63	267	Settled/discontinued/ dismissed/summary judgment .....	6,603 <sup>l</sup>	Guilty plea before trial .....	10,971	1,406	
<b>Traffic</b> .....	16	376	392			Dismissed by court ...	1,099	116	
<b>Grand total</b> .....	235	1,469	1,704			Dismissed by attorney for the state/nolle pross .....	5,585	30	
						Transferred to Juvenile Court .....	355	0	
						Change of venue .....	5	0	
						Referred Department of Fish and Game ...	--	159	

Age of pending caseload

	Civil (law)	Small claims <sup>k</sup>	Felony	Misdemeanor	Other criminal	Traffic
Under 3 months .....	(n)	1,327 <sup>m</sup>	417	1,405	(n)	(n)
3+ to 6 months .....	(n)	279 <sup>n</sup>	235	376	(n)	(n)
Under 6 months .....	(n)	1,606	652	1,781	92 <sup>n</sup>	5,794 <sup>n</sup>
6+ to 12 months .....	(n)	238	50	185	23	25
Under 12 months .....	1,458 <sup>n</sup>	1,844	702	1,966	115	5,819
12+ to 24 months .....	297	87	18	13	1	6
24+ to 36 months .....	43	N/A	0	0	0	0
Over 36 months .....	21	N/A	4	30	0	0

Traffic dispositions

Plea .....	59,579
Nolle pross .....	606
Dismissed .....	1,507
Referred to Department of Motor Vehicles (noncompliance) .....	11,153
Contested tickets .....	733

Boldface headings indicate the classifications used by the CSIM project.  
N/A = This case type is handled by the court but the data are not available.  
-- = Not applicable.

<sup>d</sup>Case definition or unit of count:

A civil case is counted with the filing of a petition or complaint.

The criminal case unit of count is the number of informations, indictments, or complaints.

A jury trial is counted if tried to verdict for civil and traffic cases; if drawing of jury begins for criminal cases.

A non-jury trial is counted if tried to decision for civil and traffic cases; if trial begins for criminal cases.

<sup>f</sup>Beginning pending figure for the 1980 court year does not equal the end pending figure for the 1979 court year:

These differences reflect adjustments made to pending figures for the Washington County court.

<sup>i</sup>Data are not complete:

Total criminal and grand total pending and filed figures do not include sentence review only cases.

**\*Additional information:**

Four hundred-seventy-five of the **small claims** cases pending at the end of the year were awaiting trial.

Thirty-one of the sixty-nine **sentence review only** cases disposed resulted in a reduced sentence.

**†Special source or revision in the data:**

The number of **small claims** cases settled, discontinued, etc., was provided by the Office of the Court Administration during data verification.

**‡Information on disposition type or trial data:**

**Civil** trials include only data for **law** and **small claims** cases.

**§Information on time interval or age of pending caseload data:**

**Civil** age of pending cases under 3 months, 3+ to 6 months, under 6 months, and 6+ to 12 months are listed as under 12 months.

**Small claims** cases under 4 months old are given in the "under 3 months" category; 4 to 6 months are given in the 3+ to 6 months category.

**Traffic** age of pending cases under 3 months and 3+ to 6 months are listed as under 6 months.

Source: Office of the Court Administrator, Judicial Statistics for Year Ending June 30, 1980 (Montpelier, Vermont). Statistics are from the annual report except that totals have been computed where necessary, and additional information was supplied by the Office of the Court Administrator during data verification.

**VERMONT PROBATE COURT**  
**Court of limited jurisdiction**  
**19 circuits**  
**July 1, 1979 to June 30, 1980**

	Beginning pending	Filed	Disposed	End pending
<b>Civil:</b>				
<b>Domestic relations:</b>				
Adoptions .....	169	483	502	150
<b>Other domestic relations:</b>				
Pre-marriage matters .....	1	732	733	0
Total .....	170	1,215	1,235	150
<b>Estate:</b>				
<b>Probate/wills/intestate:</b>				
Decedent estates .....	4,809 <sup>i</sup>	1,957	1,658	5,108 <sup>i</sup>
Testamentary trusts .....	1,956	67	76	1,947
Total .....	6,765 <sup>i</sup>	2,024	1,734	7,055 <sup>i</sup>
<b>Guardianship/conservatorship/trusteeship:</b>				
Guardianship .....	4,234 <sup>i</sup>	667	427	4,474 <sup>i</sup>
<b>Other estate:</b>				
Gifts to minors .....	2	8	7	3
Cemetaries .....	0	0	0	0
Total .....	2	8	7	3
Total .....	11,001 <sup>i</sup>	2,699	2,168	11,532 <sup>i</sup>
<b>Mental health:</b>				
Alcohol and drug commitments .....	1	0	0	1
<b>Other civil:</b>				
Change of name .....	28	173	176	25
Vital records .....	103	390	397	96
Total .....	131	563	573	121
Total civil .....	11,303 <sup>i</sup>	4,477	3,976	11,804 <sup>i</sup>
Grand total .....	11,303 <sup>i</sup>	4,477	3,976	11,804 <sup>i</sup>

Number of contested hearings held

<b>Domestic relations:</b>	
Adoptions .....	36
<b>Estate:</b>	
Decedent estates .....	66
Testamentary trusts .....	4
Guardianships .....	47
Total .....	117
<b>Mental health</b> .....	0
Total .....	153

Boildface headings indicate the classifications used by the CSIM project.

**‡Case definition or unit of count:**

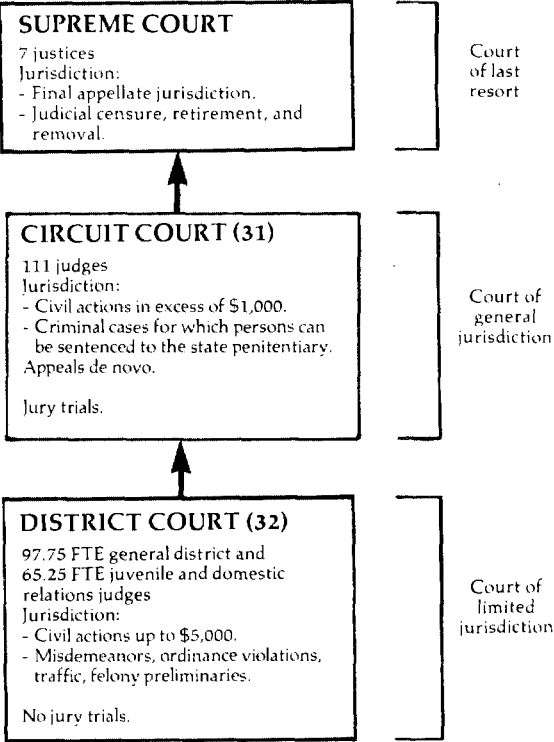
A civil case is counted with the filing of a petition or complaint.

**§Data are not complete:**

Figures for pending decedent estate and guardianship cases do not include cases commenced prior to January 1, 1970.

Source: Office of the Court Administrator, Judicial Statistics for Year Ending June 30, 1980 (Montpelier, Vermont). Statistics are from the year ending report except that totals have been computed where necessary.

# VIRGINIA COURT SYSTEM, 1980



↑ Indicates route of appeal.

VIRGINIA SUPREME COURT  
Court of last resort  
7 justices  
January 7, 1980 to January 9, 1981

	Beginning pending	Filed	Disposed	End pending
<b>Cases:</b>				
<b>Appeals:</b>				
Petitions to appeal granted:				
Civil .....	X	(186) <sup>e</sup>	X	X
Criminal .....	X	( 48) <sup>e</sup>	X	X
Postconviction remedy:				
Habeas corpus .....	X	( 0) <sup>e</sup>	X	X
Total appeals .....	217 <sup>l</sup>	(234) <sup>e</sup>	226	2639
<b>Other cases:</b>				
<b>Original proceedings:</b>				
<b>Original jurisdiction:</b>				
Habeas corpus .....	X	X	248 <sup>k</sup>	X
Mandamus .....	X	X	76 <sup>k</sup>	X
Prohibition .....	X	X	5 <sup>k</sup>	X
Total .....	19 <sup>l</sup>	X	329	119
<b>Requests to appeal:</b>				
Petitions to appeal:				
Withdrawn .....	--	X	43	--
Civil .....	271 <sup>l</sup>	X	457 (186) <sup>e</sup>	308
Criminal .....	273 <sup>l</sup>	X	783 ( 48) <sup>e</sup>	329
Postconviction remedy:				
Habeas corpus .....	17 <sup>l</sup>	X	57 ( 0) <sup>e</sup>	22
Total .....	561 <sup>l</sup>	X	1,340 (234) <sup>e</sup>	659
Total other cases .....	640 <sup>l</sup>	2,091	1,669 (234) <sup>e</sup>	7789
Total cases .....	857 <sup>l</sup>	2,091 (234) <sup>e</sup>	1,895 (234) <sup>e</sup>	1,0419
<b>Other proceedings:</b>				
Rehearing requests .....	N/A	104	100 <sup>k</sup>	N/A
<b>Other matters:</b>				
Orders to show cause or respond .....	--	336	336	--
Extensions of time .....	N/A	403	403 <sup>k</sup>	N/A
Total .....	N/A	739	739	N/A
Total other proceedings .....	N/A	843	839	N/A

Manner of disposition	Disposition of cases		
	Appeals	Requests to appeal	Original jurisdiction
Written opinion .....	164	78	--
By order .....	62	86	--
Withdrawn .....	0	--	234
		--	--
		--	37
		--	1,297
		--	43
		--	292
		--	--

Boldface headings indicate the classifications used by the CSIM project.  
N/A = This case type is handled by the court, but the data are unavailable.  
X = The data for this case type are known to be included in the total but were not available by category.  
-- = Not applicable.

<sup>e</sup>Cases not included in the total to avoid double counting:  
Petitions to appeal granted are not counted as disposed until the appeal is disposed; a filing is not counted for the appeal.  
The number of granted petitions to appeal appear in parentheses.

<sup>g</sup>Change in pending does not equal the difference between filings and dispositions:  
Figures are as reported in the annual report.

<sup>k</sup>Additional information:  
One mandamus, 34 habeas corpus, and 2 prohibition cases were awarded.  
Three rehearing requests were granted; the remaining 97 were refused.  
Three-hundred-eighty-five extensions of time requests were granted; eighteen were refused.

<sup>l</sup>Special source or revision in the data:  
Beginning pending figures for other cases were taken from the 1979 annual report, where they are listed as end pending figures for 1979.

Source: Office of the Executive Secretary, Supreme Court, State of the Judiciary Report 1979 and State of the Judiciary Report 1980 (Richmond, Virginia: 1980 and 1981). Statistics are from the annual reports except that totals have been computed where necessary.

VIRGINIA CIRCUIT COURT  
 Court of general jurisdiction  
 31 circuits, 111 judges  
 January 1, 1980 to December 31, 1980

	Beginning pending	Filed	Disposed	End pending
<b>Civil<sup>d</sup>:</b>				
<b>Law:</b>				
Other law .....	X	27,748	25,727	X
<b>Real property rights:</b>				
Condemnation .....	X	1,075	1,015	X
<b>Equity:</b>				
Other chancery .....	X	13,176	11,625	X
<b>Domestic relations:</b>				
<b>Marriage dissolution:</b>				
Divorce .....	X	34,047	31,610	X
<b>Appeal</b> .....	X	2,686	1,882	X
Total civil .....	X	78,732	71,859	X
<b>Criminal<sup>d</sup>:</b>				
<b>Felony</b> .....	X	36,378	34,809	X
<b>Misdemeanor</b> .....	X	23,434	22,335	X
<b>Extraordinary writs</b>				
Habeas corpus .....	X	442	355	X
Total criminal .....	X	60,254	57,499	X
Grand total .....	123,249 <sup>1</sup>	138,986	129,358	132,877

	Trial <sup>d</sup>			Civil dispositions					
	Jury	Non-jury	Total	Law	Real property rights	Equity	Marriage dissolution	Appeal	Total
<b>Civil</b>									
<b>Law</b> .....	1,436	4,146	5,582	Settled/dismissal ..14,050	382	3,162	2,294	809	20,697
<b>Real property rights</b> .....	157	171	328	Default judgment ... 1,991	--	39	3	38	2,071
<b>Equity</b> .....	20	1,858	1,878	Case purged .....	19	1,555	3,170	162	7,352
<b>Domestic relations:</b>				Trial-depositions ..	--	631	14,597	--	15,228
<b>Marriage dissolution</b> .....	1	1,635	1,636	Trial--commissioner .	61	1,924	9,404	--	11,572
<b>Appeal</b> .....	156	641	797	Other .....	1,597	103	2,436	76	4,718
<b>Total</b> .....	1,770	8,451	10,221						
<b>Criminal:</b>									
<b>Felony</b> .....	2,588	8,573	11,161						
<b>Misdemeanor</b> .....	798	6,130	6,928	Withdrawal prior to trial ..	--	1,724	9		1,733
<b>Extraordinary writ</b> ..	--	94	94	Dismissed without trial ...	1,256	1,001	165		2,422
<b>Total</b> .....	3,386	14,797	18,183	Nolle Prosequi .....	5,671	2,408	--		8,079
Grand total .....	5,156	23,248	28,404	Guilty plea prior to trial..	14,556	9,250	--		23,806
				Other .....	2,165	1,024	87		3,276

Time interval data (months)

Age of concluded cases:	0-12 months	13-24 months	25-36 months	37-48 months	49-60 months	61+ months
<b>Civil:</b>						
<b>Law</b> .....	11,386	8,610	2,714	969	434	1,614
<b>Real property rights</b> ...	396	372	116	43	13	75
<b>Equity</b> .....	5,491	2,790	1,101	580	279	1,384
<b>Domestic relations</b> .....	16,131	9,402	2,270	1,042	458	2,307
<b>Appeal</b> .....	876	712	141	68	24	61
<b>Total</b> .....	34,280	21,886	6,342	2,702	1,208	5,441

Time interval data (months)

Age of concluded cases:	This term	This term to 5 months	6-9 months	9+ months
<b>Criminal:</b>				
<b>Felony</b> .....	10,333	18,198	3,916	2,362
<b>Misdemeanor</b> .....	9,648	9,493	1,774	1,420
<b>Extraordinary writ</b> .....	201	119	15	20
<b>Total</b> .....	20,182	27,810	5,705	3,802

**Boldface headings indicate the classifications used by the CSIM project.**  
 X = The data for this case type are known to be included in the total but were not available by category.  
 -- = Not applicable.

<sup>d</sup>Case definition or unit of count:  
 A civil case is counted with the filing of a petition or complaint.  
 The criminal case unit of count is the number of charges.  
 A jury trial is counted when the jury is sworn.  
 A non-jury trial is counted at the point when an opening statement or the introduction of any evidence occurs.

<sup>1</sup>Special source or revision in the data:  
 Beginning pending figures for the 1980 court year were taken from the 1979 annual report where they are given as end pending figures.

Source: Office of the Executive Secretary, Supreme Court, State of the Judiciary Report 1980 (Richmond, Virginia: 1981).  
 Statistics are from the annual report except that totals have been computed where necessary.

VIRGINIA DISTRICT COURT  
 Court of limited jurisdiction  
 32 districts, 97.75 FTE general district judges and 65.25 FTE juvenile judges  
 January 1, 1980 to December 31, 1980

	Beginning pending	Filed	Disposed	End pending
<b>Civil<sup>d</sup>:</b>				
<b>Domestic relations</b> .....	N/A	63,210	54,268	N/A
<b>Other civil:</b>				
Civil .....	N/A	<u>573,015</u>	<u>539,755</u>	N/A
Total civil .....	N/A	636,225	594,023	N/A
<b>Criminal<sup>d</sup>:</b>				
<b>Other criminal:</b>				
Criminal .....	N/A	<u>329,302</u>	<u>313,298</u>	N/A
Total criminal .....	N/A	329,302	313,298	N/A
<b>Traffic:</b>				
Total traffic .....	N/A	957,743	924,643	N/A
<b>Juvenile:</b>				
Total juvenile .....	N/A	132,107	121,766	N/A
<b>Grand total</b> .....	N/A	2,055,377	1,953,730	N/A

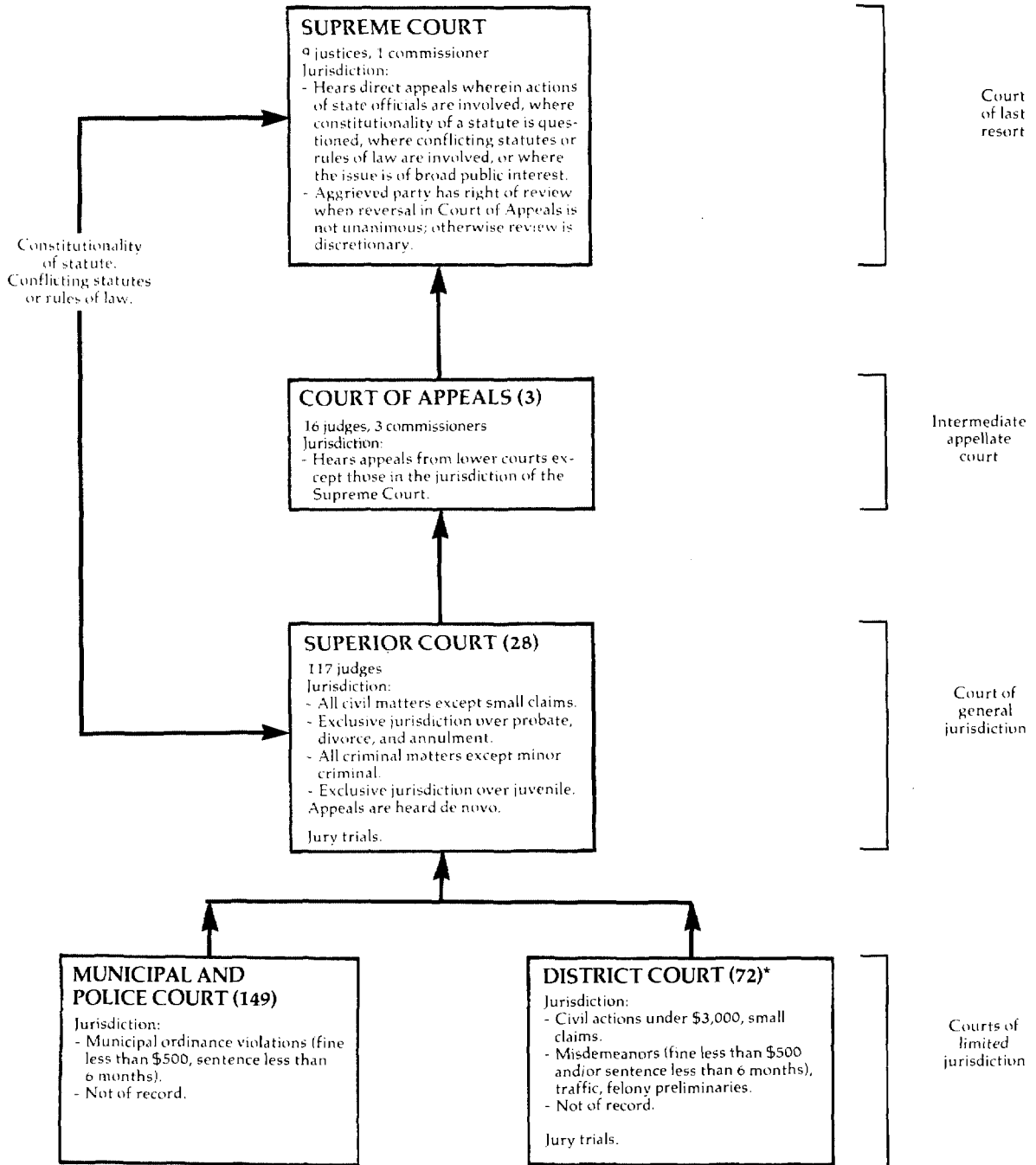
Boldface headings indicate the classifications used by the CSIM project.  
 N/A = This case type is handled by the court, but the data are unavailable.

<sup>d</sup>Case definition or unit of count:  
 A civil case is counted with the filing of a petition or complaint.  
 The criminal case unit of count is the number of charges.

Source: Office of the Executive Secretary, Supreme Court, State of the Judiciary Report 1980 (Richmond, Virginia: 1981).  
 Statistics are from the annual report except that totals have been computed where necessary.



# WASHINGTON COURT SYSTEM, 1980



↑ Indicates route of appeal.

\*District Court provides services to municipalities that do not have a Municipal or Police Court.

WASHINGTON SUPREME COURT  
Court of last resort  
9C justices  
January 1, 1980 to December 31, 1980

	Beginning pending <sup>J</sup>	Filed	Disposed	End pending <sup>J</sup>
<b>Cases:</b>				
<b>Appeals:</b>				
Civil .....	135 <sup>1</sup>	103	143	839
Criminal .....	42 <sup>1</sup>	31	24	49
Total appeals .....	177 <sup>1</sup>	134	167	1329
<b>Other cases:</b>				
<b>Original proceedings:</b>				
<b>Original jurisdiction:</b>				
Personal restraint petitions <sup>J</sup> .....	16 <sup>1</sup>	55	54	139
Disciplinary matter .....	4 <sup>1</sup>	17	13	8
Total .....	20 <sup>1</sup>	72	67	219
<b>Requests to appeal:</b>				
<b>Petitions for review:</b>				
Civil .....	52 <sup>1</sup>	226	205	549
Criminal .....	65 <sup>1</sup>	174	197	369
Total .....	117 <sup>1</sup>	400	402	909
Notices of discretionary review .....	28 <sup>1</sup>	161	155	339
Total .....	145 <sup>1</sup>	561	557	1239
Total other cases .....	165 <sup>1</sup>	633	624	1449
<b>Total cases .....</b>	<b>342<sup>1</sup></b>	<b>767</b>	<b>791</b>	<b>2769</b>

Manner of disposition

	<u>Requests to appeal</u>									
	<u>Appeals</u>			<u>Original jurisdiction</u>	<u>Disciplinary</u>	<u>Petitions for review</u>		<u>Discretionary review</u>	<u>Total requests to appeal</u>	
	<u>Civil</u>	<u>Criminal</u>	<u>Total</u>			<u>Civil</u>	<u>Criminal</u>		<u>Total</u>	
Opinion .....	65	15	80	9	13	35	44	22	88	203
Order:										
Denied .....	--	--	--	16	--	168	48	129	445	461
Dismissed .....	29	4	33	0	0	0	0	0		33
Transferred ...	49	5	54	29	--	5	2	4	11	94

Status of pending caseload (12/31/80)

	<u>Appeals</u>			<u>Original proceedings</u>	<u>Petitions for review</u>			<u>Other cases</u>	<u>Total</u>
	<u>Civil</u>	<u>Criminal</u>	<u>Total</u>		<u>Civil</u>	<u>Criminal</u>	<u>Total</u>		
Not ready for setting .....	56	30	86	8	--	--	--	18	112
Ready for setting .....	3	10	13	6	--	--	--	3	22
Set for hearing .....	17	9	26	7	52	36	88	11	132
Opinion/order in process .....	7	0	7	0	2	0	2	1	10
Opinion/order filed awaiting remittance <sup>J</sup> .....	19	3	22	0	25	9	34	7	63

Boldface headings indicate the classifications used by the CSIM project.  
-- = Not applicable.

<sup>C</sup>Judge information:

In addition, one commissioner serves the Supreme Court.

<sup>9</sup>Change in pending does not equal the difference between filings and dispositions:

Figures are as given in the annual reports.

<sup>J</sup>Explanation of data included in the category:

Pending caseload data included in the profile do not include cases on which the opinion or order has been filed but are still awaiting remittance.

Personal restraint petitions are requests for relief from conditions of restraint imposed by the court, i.e., a prisoner who feels his sentence should be shortened under new laws passed since his incarceration.

<sup>1</sup>Special source or revision in the data:

Beginning pending figures were taken from the 1979 annual report where they are given as end pending figures for 1979.

Source: Office of the Administrator for the Courts, 23rd Annual Report 1979 and 1980 Annual Report of the Caseloads and Operations of the Courts of Washington (Olympia, Washington). Statistics are from the annual report except that totals have been computed where necessary.

WASHINGTON COURT OF APPEALS  
Intermediate appellate court  
3 divisions, 16 judges, 3 commissioners  
January 1, 1980 to December 31, 1980

	Beginning pending <sup>J</sup>	Filed	Disposed	End ending <sup>J</sup>
<b>Cases:</b>				
<b>Appeals:</b>				
Civil .....	1,136 <sup>1</sup>	1,401	1,134	1,394 <sup>9</sup>
Criminal .....	786 <sup>1</sup>	850	607	1,010 <sup>9</sup>
Total appeals .....	1,922 <sup>1</sup>	2,251	1,741	2,404 <sup>9</sup>
<b>Other cases:</b>				
<b>Original proceedings:</b>				
Personal restraint petitions <sup>J</sup> .....	80 <sup>1</sup>	313	244	133 <sup>9</sup>
<b>Requests to appeal:</b>				
Motions for discretionary review .....	51 <sup>1</sup>	188	166	73 <sup>9</sup>
Total other cases .....	131 <sup>1</sup>	501	410	206 <sup>9</sup>
<b>Total cases .....</b>	<b>2,053<sup>1</sup></b>	<b>2,752</b>	<b>2,151</b>	<b>2,610<sup>9</sup></b>

Manner of disposition

	Appeals			Other cases	
	Civil	Criminal	Total	cases	Total
<b>Opinion:</b>					
Published opinion ..	237	142	379	14	393
Unpublished opinion.	291	299	590	14	604
<b>Order:</b>					
Denied .....	0	0	0	162	162
Dismissed .....	565	149	714	195	909
Transferred .....	41	17	58	25	83

Status of pending caseload (12/31/80)

	Appeals			Original proceedings	Requests to appeal	Total
	Civil	Criminal	Total			
Not ready for setting .....	689	493	1,182	73	55	1,310
Ready for setting .....	337	225	562	49	7	618
Set for hearing .....	258	214	472	8	5	485
Opinion/order in process .....	110	78	188	3	6	197
Awaiting remittance <sup>J</sup> .....	143	132	275	19	5	229

Boldface headings indicate the classifications used by the CSIM project.

-- = Not applicable.

<sup>9</sup>Change in pending does not equal the difference between filings and dispositions:

Figures are as given in the annual reports.

<sup>J</sup>Explanation of data included in the category:

Pending caseload data included in the profile do not include cases awaiting remittance.

Personal restraint motions are a procedure for seeking relief from terms of confinement.

<sup>1</sup>Special source or revision in the data:

Beginning pending figures were taken from the 1979 annual report where they are given as end pending figures for 1979.

Source: Office of the Administrator for the Courts, 23rd Annual Report 1979 and 1980 Annual Report of the Caseloads and Operations of the Courts of Washington (Olympia, Washington). Statistics are from the annual report except that totals have been computed where necessary.

WASHINGTON SUPERIOR COURT<sup>f</sup>  
 Court of general jurisdiction  
 28 courts, 117 judges  
 January 1, 1980 to December 31, 1980

	Beginning pending	Filed	Disposed	End pending
<b>Civil<sup>d</sup>:</b>				
Tort .....	N/A	7,141	6,355 <sup>i</sup>	N/A
<b>Contract:</b>				
Commercial/contract .....	N/A	22,397	18,744 <sup>i</sup>	N/A
<b>Real property rights:</b>				
Property rights .....	N/A	8,730	5,071 <sup>i</sup>	N/A
<b>Domestic relations:</b>				
Adoptions .....	N/A	3,836	X	N/A
<b>Other domestic relations:</b>				
Domestic relations .....	N/A	44,938	34,341 <sup>i</sup>	N/A
Total .....	N/A	48,774	34,341 <sup>i</sup>	N/A
<b>Estate:</b>				
<b>Probate/wills/intestate:</b>				
Probate .....	N/A	12,041		N/A
<b>Guardianship/conservatorship/trusteeship:</b>				
Guardianships .....	N/A	2,148	X	N/A
Total .....	N/A	14,189	X	N/A
Mental health .....	N/A	5,720	X	N/A
<b>Appeal:</b>				
<b>Appeal of trial court case:</b>				
Lower court appeals .....	N/A	1,154	294 <sup>i</sup>	N/A
<b>Appeal of administrative agency case:</b>				
Administrative Law Review .....	N/A	792	515 <sup>i</sup>	N/A
Total .....	N/A	1,946	809 <sup>i</sup>	N/A
Other civil .....	N/A	9,049	5,258 <sup>i</sup>	N/A
Total civil .....	N/A	117,946	88,923	N/A
<b>Criminal<sup>d</sup>:</b>				
<b>Felony<sup>j</sup>:</b>				
Crime against person <sup>j</sup> .....	N/A	5,802	X	N/A
Crime against property <sup>j</sup> .....	N/A	3,898	X	N/A
Liquor/narcotics .....	N/A	1,763	X	N/A
Other criminal .....	N/A	3,280	X	N/A
Total .....	N/A	14,743	X	N/A
<b>Appeal of trial court case:</b>				
De novo appeals from lower courts .....	N/A	3,187	X	N/A
Total criminal .....	N/A	17,930	15,220	N/A
<b>Juvenile:</b>				
<b>Criminal type offense:</b>				
Juvenile offenders .....	N/A	18,650 <sup>l</sup>	15,674	N/A
<b>Non-offense:</b>				
Juvenile dependency .....	N/A	4,322 <sup>l</sup>	2,476	N/A
Total juvenile .....	N/A	22,972	18,150	N/A
Grand total .....	N/A	158,848	122,293	N/A

Civil dispositions <sup>im</sup>	Trial <sup>d</sup>			Criminal dispositions <sup>i</sup>
	Jury	Non-jury	Total	
Dismissed--failure to prosecute..... 9,254				Dismissed or prosecution deferred .....3,568
Default judgment .....24,530	Civil ..... 902	5,756	6,658	Convicted and sentenced ..9,218
Change of venue ..... 622	Criminal .... 1,417	648	2,065	Change of venue ..... 860
Summary judgment ..... 1,736	Juvenile .... --	3,022	3,022	Acquitted ..... 654
Settled .....20,650	Total..... 2,319	9,524	11,843	

Boldface headings indicate the classifications used by the CSIM project.  
 N/A = This case type is handled by the court, but the data are unavailable.  
 X = The data for this case type are known to be included in the total but were not available by category.

<sup>d</sup>Case definition or unit of count:  
 A civil case is counted with the filing of a petition or complaint.  
 The criminal case unit of count is the number of defendants on the information or indictment.  
 A jury trial is counted when the jury is sworn.  
 A non-jury trial is counted when the first witness is sworn.

<sup>i</sup>Data are not complete:  
 The total number of domestic relations cases reported as disposed does not include the number of adoptions cases disposed.  
 The court in Spokane did not report civil cases disposed by type of case. As a result, the number of torts, contracts, domestic relations, and civil appeals disposed are not complete.  
 Total civil and grand total disposed figures are complete.  
 Criminal type of disposition data were not available for eight court locations.  
 Civil type of disposition data do not include adoption, estate, or mental health cases, and do not include data for eight court locations.

(continued on next page)

**J**Explanation of data included in the category:

All original **criminal** cases filed in the Superior Court are **felony cases**. Misdemeanors are heard only on appeal from lower courts.

Crime against person category includes homicide, assault, sex offenses, and robbery.

Crime against property category includes burglary, larceny, and forgery.

**l**Special source or revision in the data:

The number of **juvenile criminal-type offense** and **non-offense** cases filed were provided by the administrative office of the courts during data verification.

**m**Information on disposition type or trial data:

Civil type of disposition figures.

Source: Office of the Administrator for the Courts, 1980 Annual Report of the Caseloads and Operations of the Courts of Washington (Olympia, Washington). Statistics are from the annual report except that totals have been computed where necessary, and additional information was supplied by the administrative office of the courts during data verification.

**WASHINGTON DISTRICT COURT<sup>k</sup>**  
**Court of limited jurisdiction**  
**72 district courts**  
**January 1, 1980 to December 31, 1980**

	Beginning pending	Filed	Disposed	End pending
<b>Civil<sup>d</sup>:</b>				
<b>Law:</b>				
Civil .....	N/A	79,429	N/A	N/A
Small claims .....	N/A	30,422	N/A	N/A
Total civil .....	N/A	109,851	N/A	N/A
<b>Criminal<sup>d</sup>:</b>				
Misdemeanor .....	N/A	83,748	N/A	N/A
Preliminary hearing:				
Felony preliminary.....	N/A	10,324	N/A	N/A
Total criminal .....	N/A	94,072	N/A	N/A
<b>Traffic:</b>				
Total traffic .....	N/A	603,974	N/A	N/A
Grand total .....	N/A	807,897	N/A	N/A

	Trial <sup>d</sup>			Criminal dispositions <sup>m</sup>
	Jury	Non-jury	Total	
Civil .....	X	X	X	Bail forfeitures ..... 15,666
Criminal .....	X	X	X	
Traffic .....	X	X	X	Traffic dispositions <sup>m</sup>
Grand total .....	1,372	91,330	92,702	Bail forfeitures ..... 372,049

Boldface headings indicate the classifications used by the CSIM project.

N/A = This case type is handled by the court, but the data are unavailable.

X = The data for this case type are known to be included in the total but were not available by category.

<sup>d</sup>Case definition or unit of count:

A civil case is counted with the filing of a petition or complaint.

The criminal case unit of count is the number of defendants on the information, indictment, or complaint.

A jury trial is counted when the jury is sworn.

A non-jury trial is counted when the first witness is sworn.

<sup>k</sup>Additional information:

District Court data include Municipal Court cases that are processed by District Courts for municipalities that contract with the District Court for this purpose.

<sup>m</sup>Information on disposition type or trial data:

Criminal and traffic dispositions include figures for bail forfeiture listed under both the court business of the District Courts and of municipalities that contract with the District Courts.

Source: Office of the Administrator for the Courts, 1980 Annual Report of the Caseloads and Operations of the Courts of Washington (Olympia, Washington). Statistics are from the annual report except that totals have been computed where necessary.

WASHINGTON MUNICIPAL AND POLICE COURT<sup>k</sup>  
 Court of limited jurisdiction  
 149 courts  
 January 1, 1980 to December 31, 1980

	Beginning pending	Filed	Disposed	End pending
<b>Civil<sup>k</sup>:</b>				
Civil.....	N/A	3,203	N/A	N/A
Total civil .....	N/A	3,203	N/A	N/A
<b>Criminal<sup>d</sup>:</b>				
<b>Ordinance violation:</b>				
Criminal .....	N/A	57,681	N/A	N/A
Total criminal .....	N/A	57,681	N/A	N/A
<b>Traffic:</b>				
<b>Parking:</b>				
Parking citations .....	N/A	N/A	N/A	N/A
<b>Other traffic violation:</b>				
Traffic .....	N/A	247,189	N/A	N/A
Total traffic .....	N/A	247,189 <sup>i</sup>	N/A	N/A
Grand total .....	N/A	308,073 <sup>i</sup>	N/A	N/A

	Trial <sup>d</sup>			Criminal dispositions <sup>k</sup>	
	Jury	Non-jury	Total		
Criminal .....	X	X	X	Bail forfeitures .....	13,517
Traffic .....	X	X	X	<b>Traffic dispositions<sup>k</sup></b>	
Grand total .....	352	45,161	45,513	Bail forfeitures .....	148,156 <sup>l</sup>

Boldface headings indicate the classifications used by the CSIM project.  
 N/A = This case type is handled by the court, but the data are unavailable.  
 X = The data for this case type are known to be included in the total, but were not available by category.

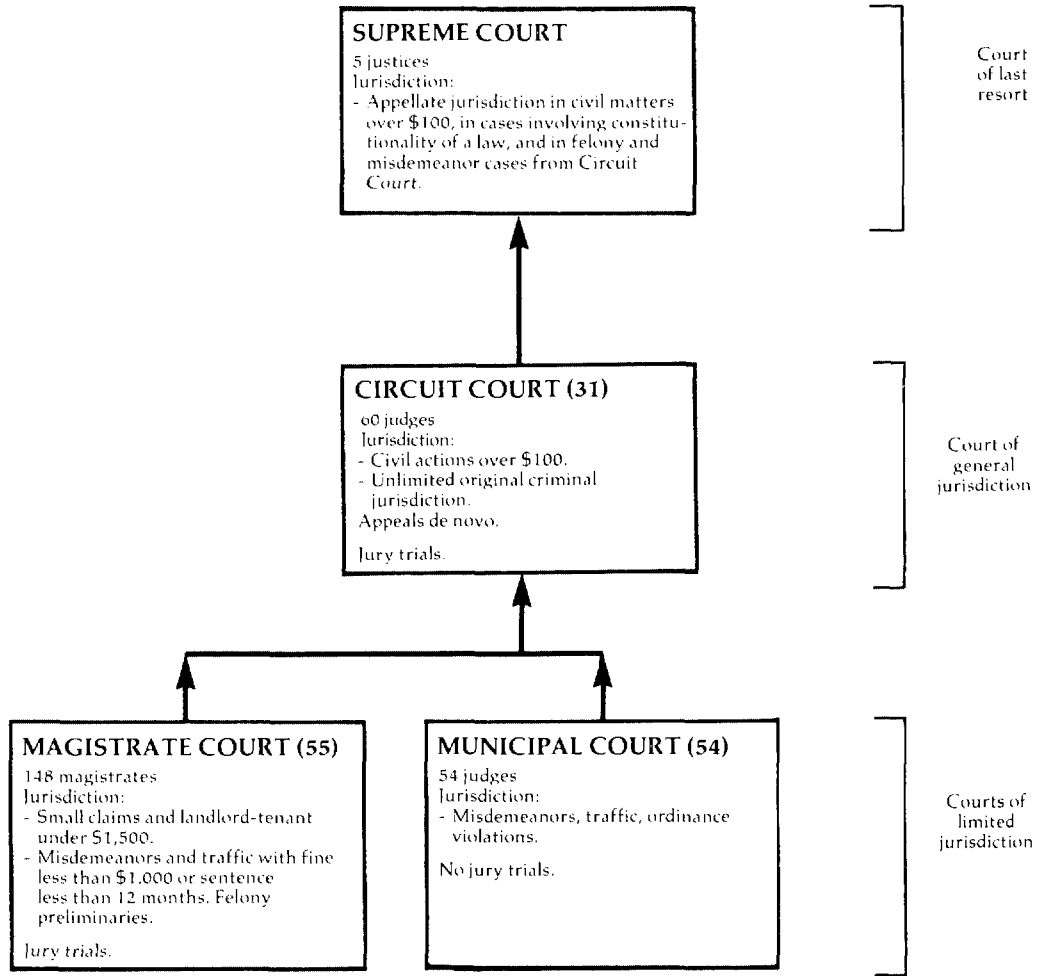
<sup>d</sup>Case definition or unit of count:  
 The criminal case unit of count is the number of defendants on the information, indictment, or complaint.  
 A jury trial is counted when the jury is sworn.  
 A non-jury trial is counted when the first witness is sworn.

<sup>i</sup>Data are not complete:  
 Total traffic and grand total filed figures do not include parking cases.

<sup>k</sup>Additional information:  
 Municipal and Police Court figures do not include those Municipal Court cases (municipal ordinance violations/traffic violations) that are processed by District Courts which contract with municipalities for this purpose.  
 Civil cases are handled by the Seattle Municipal Court only.

Source: Office of the Administrator for the Courts, 1980 Annual Report of the Caseloads and Operations of the Courts of Washington (Olympia, Washington). Statistics are from the annual report except that totals have been computed where necessary.

# WEST VIRGINIA COURT SYSTEM, 1980



↑ Indicates route of appeal.

WEST VIRGINIA SUPREME COURT OF APPEALS  
 Court of last resort  
 5 justices  
 January 1, 1980 to December 31, 1980

	Beginning pending	Filed	Disposed	End pending
<b>Cases:</b>				
Appeals .....	N/A	0 (364) <sup>e</sup>	280	N/A
Total appeals .....	N/A	0 (364) <sup>e</sup>	280	N/A
<b>Other cases<sup>k</sup>:</b>				
<b>Original proceedings:</b>				
Original jurisdiction .....	N/A	786	617 (169) <sup>e</sup>	N/A
<b>Advisory opinion:</b>				
Certified question .....	N/A	9	3 ( 6) <sup>e</sup>	N/A
Total .....	N/A	795	620 (175) <sup>e</sup>	N/A
<b>Requests to appeal:</b>				
Regular writs .....	N/A	X	X	N/A
Certiorari .....	N/A	X	X	N/A
Total .....	N/A	467	245 (222) <sup>e</sup>	N/A
Total other cases .....	N/A	1,262	865 (397) <sup>e</sup>	N/A
<b>Total cases .....</b>	<b>N/A</b>	<b>1,262 (364)<sup>e</sup></b>	<b>1,145 (397)<sup>e</sup></b>	<b>N/A</b>

Disposition of other cases

<u>Manner of disposition (matured cases)</u>		<u>Original jurisdiction</u>	<u>Advisory opinion</u>	<u>Requests to appeal</u>
Written and per curiam opinion .....	214	169	6	222
Orders and per curiam orders .....	66	555	3	212
		0	--	--
		62	0	33

Boldface headings indicate the classifications used by the CSIM project.  
 Blank space = Not enough information is known. The case category may or may not be handled by the court.  
 X = The data for this case type are known to be included in the total, but were not available by category.  
 -- = Not applicable.

<sup>e</sup>Cases not included in the total to avoid double counting:

**Requests to appeal** that have been granted are not counted as disposed until the **appeal** is disposed; a filing is not counted for the resulting **appeal**. These granted **requests to appeal** are the numbers appearing in parentheses.

<sup>k</sup>Additional information:

West Virginia does not have an automatic appeal in either civil or criminal cases. Case accounting provided by the court consists of accounting for petitions for appeal filed and acted upon. Data are not maintained regarding **appeals** as a separate category.

**Original proceedings** are heard on a discretionary basis.

Source: Unpublished data provided by the administrative office of the courts. Statistics are from the unpublished data except that totals have been computed where necessary.



**WEST VIRGINIA CIRCUIT COURT**  
**Court of general jurisdiction**  
**31 circuits, 60 judges**  
**December 1, 1979 to November 30, 1980**

	Beginning pending	Filed	Disposed	End pending
<b>Civil<sup>d</sup>:</b>				
<b>Domestic relations:</b>				
Adoptions .....	322 <sup>l</sup>	1,193	1,166	349 <sup>h</sup>
<b>Mental health:</b>				
Mental hygiene .....	408 <sup>l</sup>	2,495	2,335	568 <sup>h</sup>
<b>Appeal:</b>				
<b>Appeal of administrative agency case:</b>				
Administrative .....	106 <sup>l</sup>	2,400	2,317	189 <sup>h</sup>
<b>Other civil:</b>				
Civil .....	40,710 <sup>l</sup>	34,627	33,542	41,795 <sup>h</sup>
Miscellaneous cases .....	1,482 <sup>l</sup>	4,470	3,335	2,617 <sup>h</sup>
Total .....	42,192 <sup>l</sup>	39,097	36,877	44,412 <sup>h</sup>
Total civil .....	43,028 <sup>l</sup>	45,185	42,695	45,518 <sup>h</sup>
<b>Criminal<sup>d</sup>:</b>				
Total criminal .....	7,025 <sup>l</sup>	7,289	7,540	6,774 <sup>h</sup>
<b>Juvenile:</b>				
Total juvenile .....	3,644 <sup>l</sup>	7,232	7,201	3,675 <sup>h</sup>
<b>Grand total .....</b>	<b>53,697<sup>l</sup></b>	<b>59,706</b>	<b>57,436</b>	<b>55,967<sup>h</sup></b>

Boldface headings indicate the classifications used by the CSIM project.

<sup>d</sup>Case definition or unit of count:

A civil case is counted with the filing of a petition or complaint.

The criminal case unit of count is the number of indictments or warrants issued.

<sup>h</sup>Figure was computed:

End pending figures were calculated from filed, disposed, and beginning pending data.

<sup>l</sup>Special source or revision in the data:

Beginning pending figures were taken from unpublished data provided by the administrative office of the courts for the year 1979.

Source: Unpublished data provided by the administrative office of the courts. Statistics are from the unpublished data except that totals have been computed where necessary.

**WEST VIRGINIA MAGISTRATE COURTS<sup>a</sup>**  
**Court of limited jurisdiction**  
**55 courts, 148 magistrates**  
**December 1, 1979 to November 30, 1980**

	Beginning pending	Filed	Disposed	End pending
<b>Civil<sup>d</sup>:</b>				
Total civil .....	X	53,319	52,311	X
<b>Criminal<sup>d</sup>:</b>				
<b>Misdemeanor<sup>j</sup></b> .....	X	117,491	107,679	X
<b>Preliminary hearing:</b>				
Felony .....	X	12,650	10,468	X
Total criminal .....	X	130,141	118,147	X
<b>Traffic:</b>				
<b>Other traffic violation:</b>				
Traffic and D.N.R. <sup>j</sup> .....	X	129,131	106,864	X
Total traffic .....	X	129,131	106,864	X
<b>Grand total .....</b>	<b>96,580<sup>f</sup></b>	<b>312,591</b>	<b>277,322</b>	<b>131,849</b>

Boldface headings indicate the classifications used by the CSIM project.

X = The data for this case type are known to be included in the total but were not available by category.

<sup>d</sup>Case definition or unit of count:

A civil case is counted with the filing of a petition or a complaint.

The criminal unit of count is the number of warrants issued.

<sup>f</sup>Beginning pending figure for the 1980 court year does not equal the end pending figure for the 1979 court year:

Between 1979 and 1980 the reporting period for this court was changed. As a result, figures reported for the end of the one year and the beginning of the next year do not match since these two periods do not overlap.

<sup>j</sup>Explanation of data included in the category:

Misdemeanor includes worthless check cases.

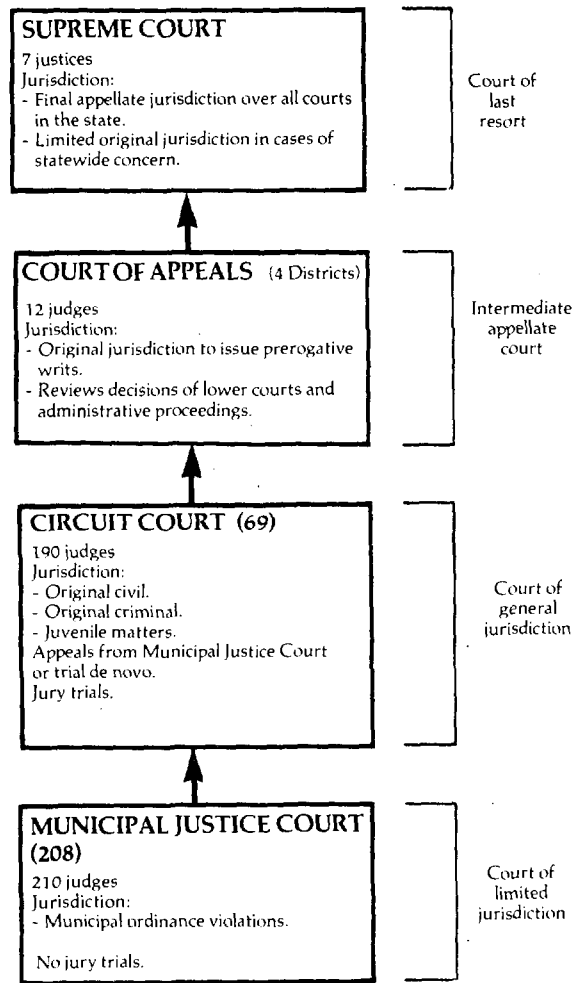
"D.N.R." are cases, primarily traffic violations, occurring in state parks under the jurisdiction of the Department of Natural Resources.

Source: Unpublished data provided by the administrative office of the courts. Statistics are from the unpublished data except that totals have been computed where necessary.

**WEST VIRGINIA MUNICIPAL COURT**  
**Court of limited jurisdiction**  
**54 courts, 54 judges**  
**January 1, 1980 to December 31, 1980**

There were no data available for cases handled in the Municipal Court for 1980.

# WISCONSIN COURT SYSTEM, 1980



↑ indicates route of appeal.

WISCONSIN SUPREME COURT  
 Court of last resort  
 7 justices  
 January 1, 1980 to December 31, 1980

	Beginning pending	Filed	Disposed	End pending
<b>Cases:</b>				
<b>Appeals:</b>				
Total appeals .....	108	579	551	1359
<b>Other cases:</b>				
<b>Original proceedings:</b>				
<b>Original jurisdiction:</b>				
Habeas corpus, mandamus, prohibition, certiorari .....	4	56	38	13
Miscellaneous .....	N/A	27	N/A	N/A
Original actions .....	0	6	6	0
Total .....	4 <sup>i</sup>	89	44 <sup>i</sup>	13 <sup>i</sup>
<b>Disciplinary</b> .....	0	15	15	0
Total .....	4 <sup>i</sup>	104	59 <sup>i</sup>	13 <sup>i</sup>
Total other cases .....	4 <sup>i</sup>	104	59 <sup>i</sup>	13 <sup>i</sup>
<b>Total cases</b> .....	112 <sup>i</sup>	683	610 <sup>i</sup>	148 <sup>i</sup>
<b>Other proceedings:</b>				
<b>Rehearing requests:</b>				
Motion for reconsideration .....	2	41	38	7
<b>Other matters:</b>				
Motions .....	12	66	96	6
Foreign bar admissions, bar exam, and diploma .....	--	N/A	551	--
Total .....	12	66 <sup>i</sup>	647	6
<b>Total other proceedings</b> .....	14	107 <sup>i</sup>	685	13
<u>Manner of disposition</u>				
			<u>Total</u>	
			247	
			505	

Boldface headings indicate the classifications used by the CSIM project.  
 N/A = This case type is handled by the court, but the data are unavailable.  
 -- = Not applicable.

<sup>9</sup>Change in pending does not equal the difference between filings and dispositions:  
 Figures are as given by the administrative office of the court.

<sup>i</sup>Data are not complete:

Total original jurisdiction, original proceedings, total other cases, and total cases disposed and pending do not include miscellaneous cases.

Total other matters and total other proceedings filed do not include foreign bar admissions, bar exam, and diploma cases.

<sup>j</sup>Explanation of data included in the category:

The Supreme Court hears cases described as "review, bypass, and certification." It can review decisions of the Court of Appeals, hear cases on bypass of the Court of Appeals (on litigant's petition) and hear a case on certification from the Court of Appeals. To correspond with data reported from other states in this report, these cases are classified as appeals on this profile.

Source: Figures were supplied by the administrative office of the court during data verification.

WISCONSIN COURT OF APPEALS<sup>a</sup>  
Intermediate appellate court  
4 districts, 12 judges  
January 1, 1980 to December 31, 1980

	Beginning pending	Filed	Disposed	end pending
<b>Cases:</b>				
<b>Appeals<sup>j</sup>:</b>				
Civil .....	819	1,633 <sup>j</sup>	1,574 <sup>j</sup>	893 <sup>j</sup>
Criminal .....	212	432 <sup>j</sup>	442 <sup>j</sup>	213 <sup>j</sup>
Total appeals .....	1,031	2,065 <sup>j</sup>	2,016 <sup>j</sup>	1,106 <sup>j</sup>
<b>Other cases:</b>				
<b>Original proceedings:</b>				
Original jurisdiction .....	14	222	205	28
<b>Requests to appeal:</b>				
Non-final order or judgment .....	0	(j)	(j)	(j)
Total other cases .....	14	222 <sup>i</sup>	205 <sup>i</sup>	28 <sup>j</sup>
<hr/>				
Total cases .....	1,045	2,287	2,221	1,134 <sup>9</sup>
<b>Other proceedings:</b>				
<b>Other matters:</b>				
Motions .....	102	2,629 <sup>h</sup>	2,617	114
Total other proceedings .....	102	2,629 <sup>h</sup>	2,617	114
<hr/>				
<u>Manner of disposition</u>				
	With opinion .....	1,075		
	Without opinion .....	1,145		

9Change in pending does not equal the difference between filings and dispositions:  
The difference is due to the inclusion in the data of reinstatements and corrections for error.

<sup>h</sup>Figure was computed:  
The number of motions filed was calculated from disposed and pending figures supplied by the administrative office of the court.

<sup>i</sup>Data are not complete:  
The number of requests to appeal filed, disposed, and pending at the end of the year could not be separated from the **civil** and **criminal appeals** data. Total other cases filed, disposed, and pending at the end of the year figures do not include **request to appeal** cases.

<sup>j</sup>Explanation of data included in the category:  
Figures for **request to appeal** cases filed, disposed, and end pending are included in the number of **civil** and **criminal appeals** filed, disposed, and pending at the end of the year. There were 263 **requests to appeal** filed and 273 disposed, and 10 pending at the end of the year.

Source: Figures were supplied by the Director of State Courts Office.

WISCONSIN CIRCUIT COURT<sup>b</sup>  
 Court of general jurisdiction  
 69 circuits, 190 judges  
 January 1, 1980 to December 31, 1980

	Beginning pending	Filed	Disposed	End pending
<b>Civil:</b>				
Small claims .....	N/A	68,933 <sup>j</sup>	67,473 <sup>j</sup>	N/A
<b>Domestic relations:</b>				
<b>Marriage dissolution:</b>				
Divorce .....	N/A	25,114	21,866	N/A
Other domestic relations .....	N/A	13,714	9,599	N/A
Total .....	N/A	38,828	31,465	N/A
<b>Estate:</b>				
<b>Probate/wills/intestate:</b>				
Estates .....	N/A	35,405	28,128	N/A
<b>Other estate:</b>				
Other proceedings .....	N/A	6,789	3,551	N/A
Total .....	N/A	42,194	31,679	N/A
Other civil <sup>j</sup> .....	N/A	69,019 <sup>j</sup>	64,108 <sup>j</sup>	N/A
Total civil .....	N/A	218,974	194,725	N/A
<b>Criminal:</b>				
Felony .....	N/A	13,176	13,562	N/A
Misdemeanor .....	N/A	35,633	35,959	N/A
<b>Other criminal:</b>				
Contested forfeitures .....	N/A	17,209	19,502	N/A
Total criminal .....	N/A	66,018	69,023	N/A
<b>Traffic:</b>				
<b>Other traffic violation:</b>				
Other contested traffic .....	N/A	94,448	81,968	N/A
Total traffic .....	N/A	94,448	81,968	N/A
<b>Juvenile:</b>				
Total juvenile .....	N/A	12,894 <sup>i</sup>	12,863 <sup>i</sup>	N/A
<b>Grand total</b> .....	N/A	392,334 <sup>k</sup>	358,579 <sup>i</sup>	N/A

Trial<sup>d</sup>

	Jury	Non-jury	Total
<b>Civil:</b>			
Small claims .....	20	4,757	4,777
Domestic relations .....	58	13,053	13,111
Other civil <sup>j</sup> .....	1,005	3,918	4,923
Total .....	1,083	21,728	22,811
<b>Criminal:</b>			
Felony .....	760	421	1,181
Misdemeanor .....	439	892	1,331
Other criminal .....	95	1,706	1,801
Total .....	1,294	3,019	4,313
Traffic .....	517	6,656	7,173
Juvenile .....	N/A	N/A	N/A
Grand total .....	2,894 <sup>i</sup>	31,403 <sup>i</sup>	34,297 <sup>i</sup>

Boldface headings indicate the classifications used by the CSIM project.  
 N/A = This case type is handled by the court, but the data are unavailable.

<sup>b</sup>Particular court or reporting system information:

Statistics are collected separately by Milwaukee County, which is not a part of the otherwise statewide information system.

<sup>c</sup>Case definition or unit of count:

- A civil case is counted with the filing of a petition or complaint.
- The criminal case unit of count is the number of informations or indictments.
- A juvenile disposition is counted with the disposition of a formal petition.
- A trial is counted when any testimony is taken.

<sup>i</sup>Data are not complete:

- Juvenile data were not available for the first six months of the year for any county except Milwaukee.
- Total trial figures do not include trials conducted for juvenile cases.

<sup>j</sup>Explanation of data included in the category:

- Small claims data are reported for all cases in Milwaukee County, but for contested cases only in the rest of the state.
- Cases included in the "other civil" category are **torts, real property rights, mental health, appeals, extraordinary writs, and other civil cases** for all areas of the state not reported separately on the profile.

Source: Unpublished data supplied by the Director of the State Courts Office.

WISCONSIN MUNICIPAL JUSTICE COURT<sup>i</sup>  
 Court of limited jurisdiction  
 208 courts, 210 justices<sup>c</sup>  
 January 1, 1980 to December 31, 1980

	Beginning pending	Filed	Disposed	End pending
<b>Criminal<sup>d</sup>:</b>				
<b>Ordinance violation:</b>				
Civil ordinance violations .....	<u>N/A</u>	<u>N/A</u>	50,832 <sup>i</sup>	<u>N/A</u>
Total criminal <sup>k</sup> .....	N/A	N/A	50,832 <sup>i</sup>	N/A
<b>Traffic:</b>				
<b>Parking</b> .....	N/A	N/A	164,456 <sup>i</sup>	N/A
<b>Other traffic violation:</b>				
Traffic .....	N/A	N/A	131,859 <sup>i</sup>	N/A
Other .....	N/A	N/A	2,105 <sup>i</sup>	N/A
Total .....	<u>N/A</u>	<u>N/A</u>	<u>133,964<sup>i</sup></u>	<u>N/A</u>
Total traffic .....	N/A	N/A	298,420 <sup>i</sup>	N/A
Grand total .....	N/A	N/A	349,252 <sup>i</sup>	N/A

Boldface headings indicate the classifications used by the CSIM project.  
 N/A = This case type is handled by the court, but the data are unavailable.

<sup>c</sup>Judge information:  
 One hundred and seventy-eight municipal justices reported statistics for 1980. The municipal justice spends an average of 2 1/2 hours on the bench and another 3 hours on related court work each week.

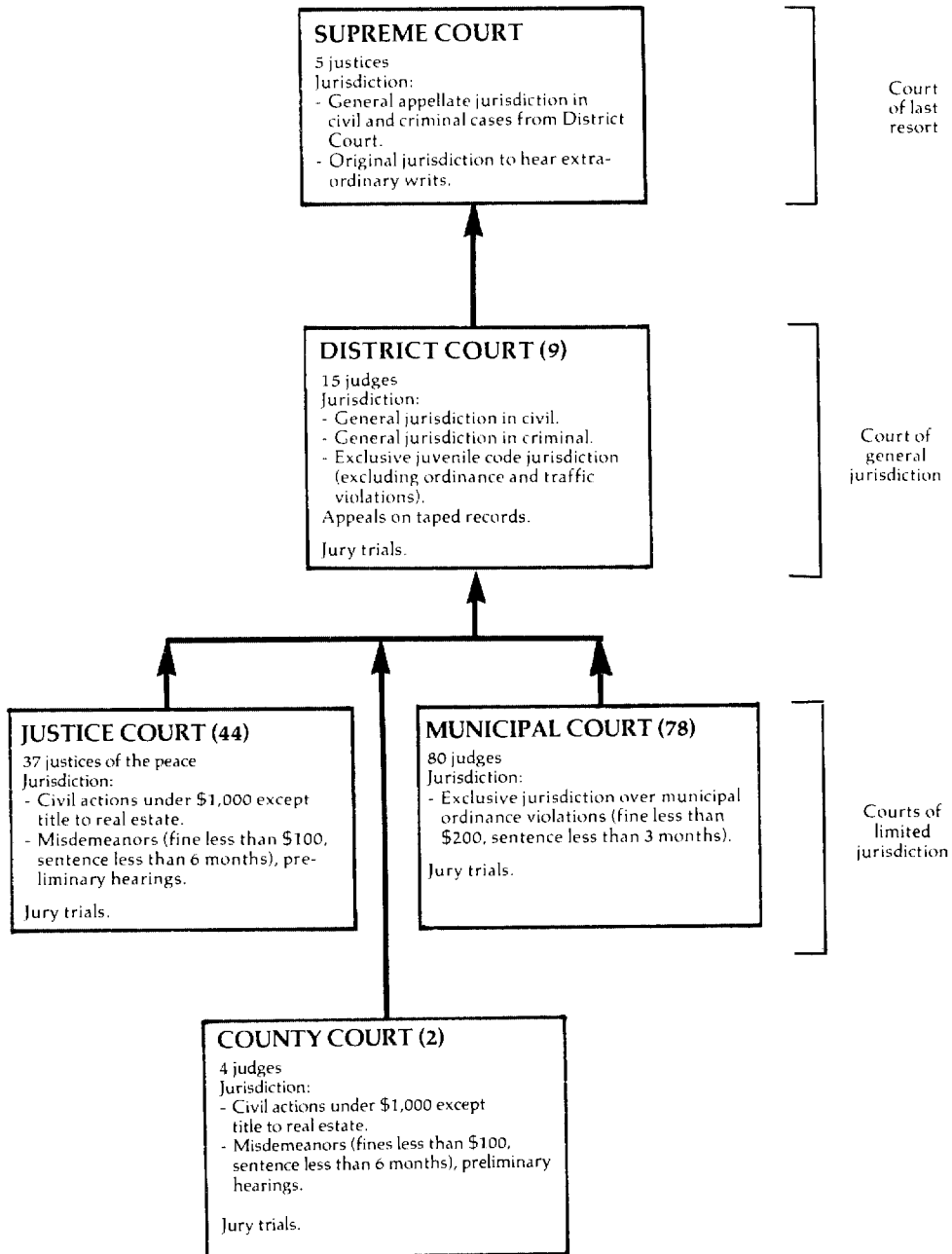
<sup>d</sup>Case definition or unit of court:  
 The criminal case unit of court is the number of complaints.

<sup>i</sup>Data are not complete:  
 Data were reported for 178 of the 208 court locations.

<sup>k</sup>Additional information:  
 In addition to the cases disposed by the court, the court also issued 34,005 warrants.

Source: Data were supplied by the Director of the State Courts Office.

# WYOMING COURT SYSTEM, 1980



↑ Indicates route of appeal.

WYOMING SUPREME COURT  
 Court of last resort  
 5 justices  
 January 1, 1980 to December 31, 1980

	Beginning pending	Filed	Disposed	End pending
<b>Cases:</b>				
<b>Appeals:</b>				
Civil .....	62	135	124	73
Criminal .....	13	48	36	25
Total appeals .....	75	183	160	98
<b>Other cases:</b>				
Original proceedings .....	2	24	23	3
Total other cases .....	2	24	23	3
<b>Total cases .....</b>	<b>77<sup>f</sup></b>	<b>207</b>	<b>183</b>	<b>101</b>

	Manner of disposition				Total	Disposition of cases			
	Appeals			Original proceedings		Appeals			Original proceedings
	Civil	Criminal	Total	proceedings	Total	Civil	Criminal	Total	proceedings
Signed opinion ..	82	23	105	5	110				
Per curiam opinion .....	2	1	3	0	3				
Order .....	0	0	0	13	13				
						<b>By opinion:</b>			
						49	22	71	N/A
						9	0	9	N/A
						24	3	27	N/A
						35	9	44	4
						5	3	8	1

Status of pending caseload (12/31/80)

Not matured .....	26
Matured .....	0
Set for argument .....	29
Under advisement .....	46

Boldface headings indicate the classifications used by the CSIM project.

N/A = This case type is handled by the court but the data are unavailable.

X = The data for this case type are known to be included in the total but were not available by category.

<sup>f</sup>Beginning pending figure for the 1980 court year does not equal the end pending figure for the 1979 court year: Figures are as supplied by the Clerk of the Supreme Court and the Office of the Court Coordinator.

Source: Unpublished data supplied by the clerk of the Supreme Court and the Office of the Court Coordinator.



WYOMING DISTRICT COURT  
 Court of general jurisdiction  
 9 districts, 15 judges  
 January 1, 1980 to December 31, 1980

	Beginning pending <sup>f</sup>	Filed	Disposed <sup>i</sup>	End pending <sup>i</sup>
<b>Civil<sup>d</sup>:</b>				
<b>Estate:</b>				
<b>Probate/wills/intestate:</b>				
Probate .....	N/A	2,139	N/A	N/A
Other civil .....	4,540 <sup>f</sup>	10,902	10,493	4,949
Total civil .....	4,540 <sup>fi</sup>	13,041	10,493 <sup>i</sup>	4,949 <sup>i</sup>
<b>Criminal<sup>d</sup>:</b>				
<b>Felony:</b>				
Criminal .....	698 <sup>f</sup>	1,732	1,666	764
Total criminal .....	698 <sup>f</sup>	1,732	1,666	764
<b>Juvenile:</b>				
Total juvenile .....	N/A	980	N/A	N/A
<b>Grand total .....</b>	<b>5,238<sup>i</sup></b>	<b>15,753</b>	<b>12,159<sup>i</sup></b>	<b>5,713<sup>i</sup></b>

	Trial <sup>d</sup>			Civil dispositions		Criminal dispositions	
	Jury	Non-jury	Total	Default	Other civil	Guilty plea	
Civil .....	64	3,346	3,410	.....	3,477	.....	863
Criminal .....	62	260	322	.....	3,478	.....	416
Total .....	126	3,606	3,732	.....	128	.....	65

Soldface headings indicate the classifications used by the CSIM project.  
 N/A = This case type is handled by the court but the data are unavailable.  
 X = The data for this case type are known to be included in the total but were not available by category.

<sup>d</sup>Case definition or unit of count:  
 A civil case is counted with the filing of a petition or complaint.  
 The criminal case unit of count is the number of informations.  
 The trial definition is not consistent statewide.  
<sup>f</sup>Beginning pending figure for the 1980 court year does not equal the end pending figure for the 1979 court year:  
 Figures are as given in the unpublished data.  
<sup>i</sup>Data are not complete:  
 Total civil pending and disposed figures do not include any estate data.  
 Grand total pending and disposed cases do not include any estate or juvenile data.

Source: Unpublished data supplied by the Office of the Court Coordinator. Statistics are from this unpublished source except that totals have been computed where necessary.

WYOMING COUNTY COURT AND JUSTICE OF THE PEACE COURT  
 Court of limited jurisdiction  
 2 courts, 4 judges; 44 courts, 37 justices of the peace  
 January 1, 1980 to December 31, 1980

There were no data available for cases handled in the County Court and Justice of the Peace Court for 1980.

WYOMING MUNICIPAL COURT<sup>i</sup>  
 Court of limited jurisdiction  
 78 courts, 80 judges  
 January 1, 1980 to December 31, 1980

There were no data available for cases handled in the Municipal Court for 1980.

## **Appendices**

## Appendix A: Technical discussion of estimation procedures

### A. Calculation of Missing and Incomplete Data

Least squares regression was used to estimate the total volume of filings and dispositions in trial and appellate courts for 1980. The procedure followed is similar to the one that was used to estimate the national totals for the 1979 edition of the Annual Report. The same or a reduced number of independent variables in each regression equation were used to predict 1980 filings and dispositions. The coefficients of each regression equation were estimated, using all complete state-level caseload data. Unlike the 1978 Annual Report, Puerto Rico and Guam were included in the estimation procedure.

The criterion used to identify which variables best predicted the caseload figures was the coefficient of determination ( $R^2$ ). This statistic identifies the percent of the variation in the variable being predicted (i.e., the dependent variable), that is explained by variation in the independent variable. The coefficient of determination can have any value between 0% and 100%. The independent variable that produced the highest  $R^2$  for each dependent variable was used in the estimating equation. The equations that were developed to estimate the 1980 national totals are discussed below.

#### Appellate Courts

Courts of last resort:

- (1) Filings =  $-50 + 1.10$  (1980 court of last resort dispositions)
- (2) Dispositions =  $75 + .88$  (1980 actual or estimated court of last resort filings)

The number of missing data points that might inhibit estimates based on this pair of equations was small. Complete filing data were supplied by 46 of the 52 possible states and dispositions were given for 45. Only four states were unable to supply complete data for both filings and dispositions.

In previous years, appellate filings were found to be closely related to population figures. The coefficient of determination between estimates of 1976 population and filings in the court of last

resort in 1976 was 81%; in 1977 it dropped to 54%; but for 1978 it dropped even lower, to 35%. This unacceptably low value continued in 1979, with an  $R^2$  of 56%. In 1980, it dropped further to 53%.

Therefore, as in 1979, we looked for another variable to predict current year appellate filings. Judicial expenditures and numbers of appellate judges also yielded low  $R^2$ s of 43% and 55% respectively.

When courts of last resort were divided into those located in states with intermediate appellate and those without such courts, the less than significant relationships between filings, and population, judicial expenditures and numbers of judges in courts of last resort did not change appreciably. The coefficient of determination increased for those states without intermediate appellate courts, but decreased for those states with such intermediate courts. Therefore, on the average, controlling for the existence of intermediate appellate courts would not enhance the estimating equations.

As was the case in 1979, dispositions in courts of last resort was the best estimator of 1980 filings. This relationship yielded an  $R^2$  of 97%. This relationship is so strong, attempts to introduce multivariate analysis would contribute so little additional explanation that such attempts were abandoned. When 1980 dispositions were unavailable, 1979 actual or estimated dispositions were used. The prediction equation for filings in courts of last resort is given as equation (1) and was used to estimate filing figures for the six states that provided incomplete data. Dispositions were estimated from current year filing figures as outlined in equation (2). For those states with incomplete filing data, the estimated filing figure from equation (1) was used as the independent variable in equation (2). Although these procedures do not outline a theoretically important contribution to explaining filings and dispositions, they are designed to estimate the most accurate number, not necessarily the best causal explanation. The reader must be reminded of that subtle, but important research caveat.

TABLE A:  
Estimates of filings and dispositions in courts of last resort and intermediate appellate courts in 1980, by state.

State	Court(s) of last resort		Intermediate appellate courts	
	Filed	Disposed	Filed	Disposed
Alabama.....			1,455 <sup>a</sup>	1,315 <sup>a</sup>
Massachusetts.....	311			
Minnesota.....	711	701	--	--
Nebraska.....	663	658	--	--
New Jersey.....	1,520			
New York.....	3,545	3,195	10,971 <sup>a</sup>	
North Carolina.....	540	550		
Pennsylvania.....		1,636		8,246 <sup>a</sup>
South Carolina.....		885		
Wisconsin.....		676		

-- = Not applicable. These states do not have an intermediate appellate court.

Note: These were the only courts where estimates of complete data were required. Blank spaces indicate complete data reported by the state.

<sup>a</sup>Data for the two intermediate appellate courts in Alabama, New York, and Pennsylvania were added together before they were analyzed.

TABLE B:

Estimates of filings and dispositions of civil, criminal, traffic, and juvenile cases in trial courts in 1980, by state.

State	Civil		Criminal		Traffic		Juvenile	
	Filed	Disposed	Filed	Disposed	Filed	Disposed	Filed	Disposed
Alabama	247,777	226,250	172,841*	153,732*	--	--	--	--
Alaska	--	--	--	9,750	--	93,580	--	--
Arizona	173,707	168,475	128,891*	115,495*	439,571	420,881	21,511	20,998
Arkansas	146,404	147,179	121,183	110,242	269,411	255,826	--	11,612
Colorado	--	--	135,304*	121,074*	457,491	438,263	--	--
Connecticut	--	154,994	--	--	--	--	--	--
Delaware	--	--	20,738	11,805	69,651	62,058	--	8,087
Georgia	347,254	303,842	309,957	295,239	821,251	791,110	34,802	33,890
Indiana	--	--	311,501	296,753	--	--	--	--
Iowa	--	185,109	158,427	--	--	--	--	5,479
Kansas	--	124,273	125,757	114,724	321,411	306,266	--	28,182
Louisiana	267,622	241,729	235,113	221,892	--	--	--	25,975
Maine	73,029	89,947	--	--	--	--	--	--
Maryland	268,380	242,321	235,825	222,591	--	558,540	--	--
Massachusetts	--	418,430	--	258,545	1,181,011	1,140,078	--	41,735
Michigan	587,035	490,871	374,141*	328,863*	--	--	53,165	51,702
Minnesota	--	--	--	--	--	--	28,089	27,378
Mississippi	161,256	158,764	135,142	123,921	292,771	278,485	20,558	20,073
Missouri	--	--	277,465	263,398	--	--	--	--
Montana	51,667	73,285	56,479*	52,496*	86,051	77,966	--	--
Nebraska	101,153	111,883	78,653	68,562	190,371	179,157	--	5,313
Nevada	52,426	73,876	56,929*	52,888*	--	516,208	12,223	11,988
New Hampshire	60,136	79,890	--	35,470	--	181,143	--	7,416
New Jersey	467,334	397,504	--	--	--	--	--	--
New Mexico	84,089	98,573	62,615	52,845	162,771	152,385	--	--
New York	1,111,531	899,978	685,354*	599,618*	3,883,091	3,761,095	--	--
North Dakota	43,199	66,679	24,183	15,182	58,611	--	--	--
Ohio	--	--	431,854*	379,073*	1,524,451	1,473,214	--	--
Oklahoma	193,109	--	165,080	153,260	--	--	--	--
Oregon	168,335	164,285	141,795	130,441	345,891	330,011	--	11,279
Pennsylvania	--	449,547	--	573,704*	--	4,017,176	--	--
Puerto Rico	--	--	175,891	163,855	--	--	--	--
Rhode Island	61,779	81,172	41,647	32,296	156,691	146,487	--	6,846
South Carolina	199,050	188,243	170,664	158,732	390,691	373,467	23,452	22,880
South Dakota	--	59,928	26,381	17,335	--	--	--	5,395
Tennessee	292,080	260,807	258,100	244,420	693,171	666,873	30,576	29,791
Texas	901,139	735,872	560,516*	491,009*	1,909,571	1,846,781	--	--
Utah	94,264	106,510	72,178	62,217	21,011	14,878	--	25,161
Vermont	--	--	288,988	274,691	--	--	--	--
Washington	--	213,164	--	150,984*	--	820,125	--	--
West Virginia	--	--	101,225	90,683	188,451	177,294	--	--
Wisconsin	--	--	264,872	251,057	749,651	721,658	31,128	30,326
Wyoming	31,696	57,707	13,372	4,597	66,931	59,420	--	1,083

Note: Figures in this table are estimates. California, the District of Columbia, Florida, Guam, Hawaii, Idaho, Illinois, Kentucky, North Carolina and Virginia were excluded from this table because they had complete data for all four of the major categories.

\* = Represents estimates based on a defendant unit of count.

-- = Represents complete reported data.

#### Intermediate Appellate Courts

(3) Filings =  $171 + .98$  (1980 intermediate appellate court dispositions)

(4) Dispositions =  $-155 + 1.01$  (1980 intermediate appellate court actual or estimated filings)

As was the case with the court of last resort, almost all states reported complete data for filings and dispositions in their intermediate appellate courts. The previously described method used to estimate the filing and disposition volume for courts of last resort was used here. Of the 32 states with intermediate appellate courts in 1980, only two did not report complete filing data and two did not report complete disposition data. Population, judicial expenditures and the number of intermediate appellate court judges were not sufficiently powerful explanations to justify inclusion in an estimating equation with  $R^2$ s of 70%, 76% and

63% respectively. Current year dispositions were found to be good predictors of current year filings ( $R^2$  value of 9%) for intermediate appellate courts. The new predictive equation (3) was calculated using data from 30 states. Dispositions were estimated in the same way as they were for the courts of last resort using equation (4), and based upon data from 30 states.

Estimates for those states who failed to provide complete filing or disposition data can be found in Table A.

#### Trial Courts

Data for trial courts were estimated by case category: civil, criminal, traffic, and juvenile. Far fewer states reported complete trial data than appellate data. As a result, the estimates of the national totals of cases filed and disposed in trial courts are less accurate than those given for appellate courts.

Civil:

- (5) Filings =  $1,929 + 63.2$  (1980 total population)  
(6) Dispositions =  $32,984 + .78$  (1980 actual or estimated trial court civil filings)

Equation (5) is based on data from 28 states, while equation (6) is based on data from only 20. The  $R^2$  for equations 5 and 6 were 91% and 97% respectively. Total state expenditures, judicial expenditures and the number of lawyers were also highly correlated with civil filings in the trial courts. The  $R^2$  value for each of these were 90%, 88% and 77% respectively.

The estimates of the volume of civil filings and dispositions in trial courts in all states are given in Table B.

Criminal:

Defendant based equations:

- (7) Filings =  $-26,966 + 37.5$  (1980 total state population)  
(8) Dispositions =  $-3,360 + .87$  (1980 actual or estimated trial court criminal filings)

Non-defendant based equations:

- (9) Filings =  $-14,605 + 59.4$  (1980 total state population)  
(10) Dispositions =  $-8,518 + .98$  (1980 actual or estimated trial court criminal filings)

The approach used to estimate this year's criminal filings is a refinement of techniques used in previous years. This year two sets of equations were developed; one based on those states which use defendants as the unit of count, and a second set of equations based on states which employ a unit of count other than the defendant (e.g., the number of indictments, informations, etc.). Although the samples upon which these two sets of equations are relatively small, failure to make this distinction would render any estimate problematic (especially when the percentage of states that use each of the various units of count are not statistically controlled). Even this technique, however, does not categorize the states by every possible unit count type. Such a technique would be impossible statistically given the small number of states reporting complete data, and the large number unit of count types.

Equation (7) was based on data from 10 states, while equation (8) was based on data from 8 states. The  $R^2$  were 93% and 99% respectively. Equation (9) was based on 8 states, while (10) was based on data from 6 states. The  $R^2$ s were 90% and 99% respectively.

The estimates of criminal filings and dispositions for all states are given in Table B.

Traffic:

- (11) Filings =  $-20,269 + 80$  (1980 number of sworn police personnel)  
(12) Dispositions =  $-5,503 + .97$  (1980 actual or estimated trial court traffic filings)

The procedure used to estimate the number of traffic cases filed and disposed during 1980 approximates that used in 1979. A few states are known to include parking cases as a part of their traffic caseload; most do not. This practice renders their traffic filings so large, when compared to other states, that they become statistical outliers when using regression techniques. In order to prevent those few states that include parking cases from inflating the estimates for states that do not include parking cases in their caseload, states reporting traffic data which include parking cases that were eliminated from the complete data file were California, Hawaii, Illinois, Massachusetts and New Jersey. Equation (11) was estimated with complete traffic filing data (minus parking cases) from 23 states, while equation (12) was estimated with complete dispositions minus parking cases from 20. The  $R^2$  for equations (11) and (12) were 72% and 99% respectively.

The jurisdiction guide now being prepared for the 1981 Annual Report, will for the first time provide reliable information on the extent to which traffic data includes parking violations. When complete, this will facilitate the development of three sets of equations; one based on those that report parking and non-parking together; one based on non-parking data; and one based on parking data (whose estimates would be added to the non-parking estimates).

The estimates of the volume of traffic filings and dispositions in trial courts in all states are given in Table B.

Juvenile:

- (13) Filings =  $8,356 + 4.84$  (1980 total population figures)  
(14) Dispositions =  $132 + .97$  (1980 trial court actual or estimated juvenile filings)

Complete juvenile data were reported by more states than were data for any other category of trial court cases. Filing estimates were based on data from 44 states; disposition estimates were based on data from 31. However, the  $R^2$  value (i.e., 32%) for measuring the adequacy of the estimation equation was lower for juvenile filings than it was for any of the other equations. This is probably a reflection of the different way each state counts juvenile cases and our current inability to distinguish among those counting methods. Although the  $R^2$  was so low that very little confidence can be afforded estimates based on equation (13), it was the highest  $R^2$  available for inclusion in the equation. General expenditures and judicial expenditures yielded  $R^2$ s of 25% and 21% respectively. In addition, since there were no states where actual dispositions were available but filings were not, juvenile dispositions could not be used to estimate juvenile filings. Although the  $R^2$  for equation (14) was very high (i.e., 99%), the estimates resulting from equation (14) were based upon juvenile filings yielded by the poor estimates of equation (13).

B. Calculation of the Estimates of National Totals

For each of the fourteen categories of data represented above by an estimation equation, an estimate of the national total volume was calculated. Actual figures or estimates for all 50 states, the District of Columbia, Guam and

Puerto Rico were added together to estimate the national totals. Finally, the estimates of total filings were added together by level of court to produce estimates of the total number of cases filed in all appellate courts and in all trial courts. Total dispositions for appellate and trial courts were produced in a similar manner.

The estimates of caseload volume for appellate courts is given in Table 1 and for trial courts in Table 13 in Part I of this volume.

The estimates reported in Tables 1 and 13 should be considered as "ballpark" estimates of the actual data.

## Appendix B: Sources of 1980 state court caseload statistics

STATE	COURTS OF LAST RESORT	INTERMEDIATE APPELLATE COURTS	GENERAL JURISDICTION COURTS	LIMITED JURISDICTION COURTS
Alabama .....	Annual Report, 1979-80 (The Administrative Director of the Courts)	Annual Report, 1979-80 (The Administrative Director of the Courts) and unpub- lished data provided by the clerk of the Court of Civil Appeals and the Court of Criminal Appeals	Annual Report, 1979-80 (The Administrative Director of the Courts)	Annual Report, 1979-80 (The Administrative Director of the Courts)
Alaska .....	Alaska Court System, 1980 Annual Report (Administrative Director of the Courts) and memo from clerk to justices of Supreme Court entitled "Annual Statistical Report 1980"	Alaska Court System, 1980 Annual Report (Administrative Director of the Courts) and memo from clerk to justices of Supreme Court entitled "Annual Statistical Report 1980"	Alaska Court System, 1980 Annual Report (Administrative Director of the Courts)	Alaska Court System, 1980 Annual Report (Adminis- trative Director of the Courts)
Arizona .....	The Arizona Courts, 1980 Judicial Report (Arizona Supreme Court)	The Arizona Courts, 1980 Judicial Report (Arizona Supreme Court)	The Arizona Courts, 1980 Judicial Report (Arizona Supreme Court)	The Arizona Courts, 1980 Judicial Report (Arizona Supreme Court) and unpub- lished data provided by the Administrative Director of the Courts
Arkansas ....	Sixteenth Annual Report, 1980 Judicial Statistics (Executive Secretary, Judicial Depart- ment)	Sixteenth Annual Report, 1980 Judicial Statistics (Executive Secretary, Judicial Depart- ment)	Sixteenth Annual Report, 1980 Judicial Statistics (Execu- tive Secretary, Judicial Department)	Sixteenth Annual Report, 1980 Judicial Statistics (Executive Secretary, Judicial Department)
California ..	1981 Annual Report of the Administrative Office of the California Courts (Judicial Council of California)	1981 Annual Report of the Administrative Office of the California Courts (Judicial Council of California)	1981 Annual Report of the Administrative Office of the California Courts (Judicial Council of California)	1981 Annual Report of the Administrative Office of the California Courts (Judicial Council of California) and unpublished data provided by the Administrative Office of the Courts
Colorado ....	Annual Statistical Report of the Colorado Judiciary 1979-80 (Office of the State Court Administrator)	Annual Statistical Report of the Colorado Judiciary 1979-80 (Office of the State Court Administrator)	Annual Statistical Report of the Colorado Judiciary, 1979-80 (Office of the State Court Administrator)	Annual Statistical Report of the Colorado Judiciary, 1979-80 (Office of the State Court Administrator)
Connecticut .	Report of the Judicial Depart- ment, State of Connecticut July 1, 1978 to June 30, 1980 (Chief Justice and Chief Court Administrator, Judicial Depart- ment)	Report of the Judicial Depart- ment, State of Connecticut July 1, 1978 to June 30, 1980 (Chief Justice and Chief Court Administrator, Judicial Depart- ment)	Report of the Judicial Depart- ment, State of Connecticut July 1, 1978 to June 30, 1980 (Chief Justice and Chief Court Administrator, Judicial Depart- ment) and additional informa- tion was supplied by the Office of Chief Court Administrator, Judicial Department	Report of the Judicial Department, State of Connecticut July 1, 1978 to June 30, 1980 (Chief Justice and Chief Court Administra- tor, Judicial Department)
Delaware ....	1980 Annual Report of the Delaware Judiciary (Director, Administrative Office of the Courts)	--	1980 Annual Report of the Delaware Judiciary (Director, Administrative Office of the Courts)	1980 Annual Report of the Delaware Judiciary (Director, Administrative Office of the Courts)
District of Columbia ....	1980 Annual Report (Joint Committee on Judicial Admini- stration in the District of Columbia and Executive Officer)	--	1980 Annual Report (Joint Committee on Judicial Admini- stration in the District of Columbia and Executive Officer)	--
Florida .....	Florida and Program Judicial System Statistical Report 1980 and 1981 (Office of State Courts Administrator) and addi- tional information supplied by the clerk of the court	Florida and Program Activity Judicial System Statistical Report 1980 and 1981 (Office of State Courts Administrator)	Florida and Program Judicial System Statistical Report 1980 and 1981 (Office of State Courts Administrator)	Florida and Program Activity Judicial System Statistical Report 1980 and 1981 (Office of State Courts)
Georgia .....	Seventh Annual Report (Adminis- trative Office of the Courts) and Caseload Analysis at the Supreme Court of Georgia (Coile Estes) (unpublished)	Seventh Annual Report (Administrative Office of the Courts)	Seventh Annual Report (Administrative Office of the Courts)	Seventh Annual Report (Administrative Office of the Courts)
Guam .....	--	--	1980 Annual Report (Superior Court of Guam)	--
Hawaii .....	State of Hawaii: Annual Report 1979-1980 (Administrative Director of the Courts)	State of Hawaii: Annual Report 1979-1980 (Administrative Director of the Courts) and additional data supplied by the clerk of the court.	State of Hawaii: Annual Report 1979-80 (Administrative Director of the Courts)	State of Hawaii: Annual Report 1979-80 (Adminis- trative Director of the Courts)

-- indicates that the state has no court at this level.

STATE	COURTS OF LAST RESORT	INTERMEDIATE APPELLATE COURTS	GENERAL JURISDICTION COURTS	LIMITED JURISDICTION COURTS
Idaho .....	<u>The Idaho Courts 1980 Annual Report and Appendix</u> (Administrative Office of the Courts) and additional information was supplied by the clerk of the court.	--	<u>Idaho Courts 1980 Annual Report</u> (Administrative Office of the Courts)	--
Illinois ....	<u>1980 Annual Report of the Supreme Court of Illinois</u> (Administrative Office of the Illinois Courts)	<u>1980 Annual Report of the Supreme Court of Illinois</u> (Administrative Office of the Illinois Courts)	<u>1980 Annual Report of the Supreme Court of Illinois</u> (Administrative Office of the Illinois Courts)	--
Indiana .....	<u>1980 Indiana Judicial Report</u> (Division of State Court Administration)	<u>1980 Indiana Judicial Report</u> (Division of State Court Administration)	<u>1980 Indiana Judicial Report</u> (Division of State Court Administration)	<u>1980 Indiana Judicial Report</u> (Division of State Court Administration)
Iowa .....	<u>1980 Annual Statistical Report</u> (Court Administrator of the Judicial Department)	<u>1980 Annual Statistical Report</u> (Court Administrator of the Judicial Department) and additional information was supplied by the clerk of the court.	<u>1980 Annual Statistical Report, Iowa Judiciary</u> (Court Administrator of the Judicial Department)	--
Kansas .....	<u>Annual Report on the Courts of Kansas, July 1, 1979 through June 30, 1980</u> (Office of Judicial Administration)	<u>Annual Report on the Courts of Kansas, July 1, 1979 through June 30, 1980</u> (Office of Judicial Administration)	<u>Annual Report on the Courts of Kansas, July 1, 1979 through June 30, 1980</u> (Office of Judicial Administration) and corrections provided by the Administrative Office of the Court.	Not available
Kentucky ....	<u>Annual Report, 1979-80</u> (Administrative Office of the Courts) and additional information was supplied by the clerk of the court.	<u>Annual Report, 1979-80</u> (Administrative Office of the Courts) and additional information was supplied by the clerk of the court.	<u>Annual Report 1979-80</u> (Administrative Office of the Courts)	<u>Annual Report, 1979-80</u> (Administrative Office of the Courts)
Louisiana ...	<u>Judicial Council Annual Report with 1980 Statistics and Related Data</u> (Judicial Administrator)	<u>Judicial Council Annual Report with 1980 Statistics and Related Data</u> (Judicial Administrator) and additional information was supplied by the administrative office.	<u>Judicial Council Annual Report with 1980 Statistics and Related Data</u> (Judicial Administrator) and additional information was supplied by the administrative office.	<u>Judicial Council Annual Report with 1980 Statistics and Related Data</u> (Judicial Administrator) and revisions were made by the state court administrator's office.
Maine .....	<u>Annual Report 1980</u> (Administrative Office of the Courts)	--	<u>Annual Report 1980</u> (Administrative Office of the Courts)	<u>Annual Report 1980</u> (Administrative Office of the Courts)
Maryland ....	<u>Annual Report 1979-80</u> (Administrative Office of the Courts) and corrections were provided by the Clerk of the Court.	<u>Annual Report 1979-80</u> (Administrative Office of the Courts) and additional information was supplied by the Clerk of the Court.	<u>Annual Report 1979-80</u> (Administrative Office of the Courts) and additional information was supplied by the Administrative Office.	<u>Annual Report 1979-80</u> (Administrative Office of the Courts)
Massachusetts	Unpublished data supplied by the Supreme Judicial Court	Unpublished data supplied by the Supreme Judicial Court	<u>Annual Report--The Office of the Chief Administrative Justice of the Trial Court, 1980 and 1982</u> (Chief Administrative Justice)	--
Michigan ....	<u>Annual Report 1979-80</u> (State Court Administrator)	<u>Annual Report 1979-80</u> (State Court Administrator)	<u>Annual Report 1978-79 and Circuit Court Supplement</u> (State Court Administrator)	<u>Annual Report 1978-79</u> (State Court Administrator)
Minnesota ...	Not available	--	Unpublished data supplied by the Office of the State Court Administrator	Unpublished data supplied by the Office of the State Court Administrator
Mississippi .	<u>14th and 15th Annual Statistical Reports 1979, 1980</u> (Executive Assistant, Supreme Court)	--	Not available	Not available
Missouri ....	<u>Judicial Department of Missouri Annual Statistical Report FY1979-1980</u> (Office of the State Courts Administrator) and additional information was provided by the Clerk of the Court.	<u>Judicial Department of Missouri Annual Statistical Report FY1979-1980</u> (Office of the State Courts Administrator)	<u>Judicial Department of Missouri Annual Statistical Report FY1979-1980</u> (Office of the State Courts Administrator)	--
Montana .....	Unpublished data supplied by the State Court Administrator	--	Unpublished data provided by the State Court Administrator	Not available

-- indicates that the state has no court at this level

(continued on next page)



## Appendix B: Sources of 1980 state court caseload statistics (continued)

STATE	COURTS OF LAST RESORT	INTERMEDIATE APPELLATE COURTS	GENERAL JURISDICTION COURTS	LIMITED JURISDICTION COURTS
Nebraska ....	<u>The Courts of Nebraska 1980</u> (Office of the State Court Administrator)	--	<u>The Courts of Nebraska 1980</u> (Office of the State Court Administrator)	<u>The Courts of Nebraska</u> <u>1980</u> (Office of the State Court Administrator) and unpublished data provided by the Office of the State Court Administrator
Nevada .....	Unpublished data provided by the Administrative Office of the Courts	--	Unpublished data provided by the Administrative Office of the Courts	Unpublished data provided by the Administrative Office of the Courts
New Hampshire	<u>Eighteenth Biennial Report</u> <u>of the Judicial Council of the</u> <u>State of New Hampshire</u> (Chairman, Judicial Council)	--	<u>Eighteenth Biennial Report</u> <u>of the Judicial Council of</u> <u>the State of New Hampshire</u> (Chairman, Judicial Council) and additional information was provided by the Office of the Director of Adminis- trative Services	<u>Eighteenth Biennial</u> <u>Report of the Judicial</u> <u>Council of the State of</u> <u>New Hampshire</u> (Chairman, Judicial Council)
New Jersey ..	<u>Annual Report 1979-80</u> (Administrative Director of the Courts)	<u>Annual Report 1979-80</u> (Administrative Director of the Courts)	<u>Annual Report 1979-80</u> (Administrative Director of the Courts)	<u>Annual Report 1979-80 and</u> <u>Proceedings in the</u> <u>Municipal Courts, Sept 1,</u> <u>1979 to Aug. 31, 1980</u> (Administrative Director of the Courts)
New Mexico ..	<u>Annual Report, 1979-1980</u> (Judicial Department of the State of New Mexico)	<u>Annual Report, 1979-1980</u> (Judicial Department of the State of New Mexico)	<u>Annual Report, 1979-1980</u> (Judicial Department of the State of New Mexico)	<u>Annual Report, 1979-1980</u> (Judicial Department of the State of New Mexico)
New York ....	<u>Third Annual Report 1981</u> (Chief Administrator of the Courts)	<u>Third Annual Report 1981</u> (Chief Administrator of the Courts)	<u>Third Annual Report 1981</u> (Chief Administrator of the Courts)	<u>Third Annual Report 1981</u> (Chief Administrator of the Courts)
North Carolina ....	<u>North Carolina Courts 1979-80</u> (Administrative Office of the Courts)	Unpublished data from Clerk of Court of Appeals	<u>North Carolina Courts 1979-80</u> (Administrative Office of the Courts)	<u>North Carolina Courts</u> <u>1979-80</u> (Administrative Office of the Courts)
North Dakota.	Data supplied by the Clerk of the Supreme Court	--	<u>Annual Report, 1980</u> (North Dakota Judicial Council)	<u>Annual Report, 1979, 1980</u> (North Dakota Judicial Council) and additions and corrections were supplied by the adminis- trative office of the court
Ohio .....	<u>Ohio Courts Summary 1980</u> (Office of the Administrative Director)	<u>Ohio Courts Summary 1980</u> (Office of the Administrative Director)	<u>Ohio Courts Summary 1980</u> (Office of the Administrative Director)	<u>Ohio Courts Summary 1980</u> (Office of the Adminis- trative Director)
Oklahoma ....	<u>Report on the Judiciary 1980</u> (Administrative Director of the Courts)	<u>Report on the Judiciary 1980</u> (Administrative Director of the Courts)	<u>Report on the Judiciary 1980</u> (Administrative Director of the Courts)	<u>Report on the Judiciary</u> <u>1980</u> (Administrative Director of the Courts)
Oregon .....	<u>28th Annual Report Relating to</u> <u>Judicial Administration in the</u> <u>Courts of Oregon, 1981</u> (Office of the State Court Administrator)	<u>28th Annual Report Relating</u> <u>to Judicial Administration in</u> <u>the Courts of Oregon, 1981</u> (Office of the State Court Administrator)	<u>Statistical Report Relating</u> <u>to the Circuit Courts and</u> <u>District Courts of the State</u> <u>of Oregon, 1980</u> (Office of the State Court Administrator)	<u>Statistical Report Relating</u> <u>to the Circuit Courts and</u> <u>District Courts of the State</u> <u>of Oregon, 1980</u> (Office of the State Court Administrator)
Pennsylvania.	<u>1980 Annual Report</u> (Administrative Office of the Pennsylvania Courts)	<u>1980 Annual Report</u> (Administrative Office of the Pennsylvania Courts)	<u>1980 Annual Report</u> (Administrative Office of the Pennsylvania Courts)	<u>1980 Annual Report</u> (Administrative Office of the Pennsylvania Courts)
Puerto Rico..	<u>Annual Report 1979-80 and</u> <u>Annual Statistics 1979-1980</u> (Office of Court Administration)	--	<u>Annual Report 1979-80 and</u> <u>Annual Statistics 1979-1980</u> (Office of Court Administra- tion)	<u>Annual Report 1979-80 and</u> <u>Annual Statistics 1979-</u> <u>1980</u> (Office of Court Administration)

-- indicates that the state has no court at this level

STATE	COURTS OF LAST RESORT	INTERMEDIATE APPELLATE COURTS	GENERAL JURISDICTION COURTS	LIMITED JURISDICTION COURTS
Rhode Island.	Unpublished data provided by the Administrative Office of the Courts	--	Unpublished data provided by the Administrative Office of the Courts	Not available
South Carolina ....	Annual Report 1980 (Judicial Department of South Carolina)	--	Annual Report, 1980 (The Judicial Department of South Carolina)	Annual Report, 1980 (The Judicial Department of South Carolina)
South Dakota.	Benchmark: Biennial Report of the South Dakota Unified Judicial System FY 1978 and 1979 (State Court Administrator's Office)	--	Benchmark: A Biennial Report of the South Dakota Unified Judicial System, FY1978 and 1979 (State Court Administrator's Office) and additional information was supplied by the Administrative Office of the Court	--
Tennessee ...	1980 Annual Report (Executive Secretary, Supreme Court of Tennessee)	1980 Annual Report (Executive Secretary, Supreme Court of Tennessee)	1980 Annual Report (Executive Secretary, Supreme Court of Tennessee)	1980 Annual Report (Executive Secretary, Supreme Court of Tennessee)
Texas .....	52nd Annual Report 1980 (Texas Judicial Council)	52nd Annual Report 1980 (Texas Judicial Council)	52nd Annual Report 1980 (Texas Judicial Council)	52nd Annual Report 1980 (Texas Judicial Council)
Utah .....	Annual Report, Utah Courts July 1, 1980 to June 30, 1981 (Utah Judicial Council)	--	Annual Report, Utah Courts July 1, 1979-June 30, 1980 (Utah Judicial Council) and additional information was supplied by the Administrative Office of the Court.	Annual Report, Utah Courts July 1, 1979-June 30, 1980 (Utah Judicial Council) and Juvenile Court for the State of Utah, Annual Report, 1980 (Administrative Office of Juvenile Court)
Vermont .....	Judicial Statistics for Year Ending June 30, 1980 (Office of the Court Administrator)	--	Judicial Statistics for Year Ending June 30, 1980 (Office of the Court Administrator)	Judicial Statistics for Year Ending June 30, 1980 (Office of the Court Administrator)
Virginia ....	State of the Judiciary Report 1979, 1980 (Office of the Executive Secretary, Supreme Court)	--	State of the Judiciary Report 1980 (Office of the Executive Secretary, Supreme Court)	State of the Judiciary Report 1980 (Office of the Executive Secretary, Supreme Court)
Washington ..	23rd Annual Report 1979 (Office of the Administrator for the Courts) and 1980 Annual Report of the Case-Loads and Operations of the Courts of Washington	23rd Annual Report 1979, 1980 (Office of the Administrator for the Courts)	23rd Annual Report 1979 and 1980 Annual Report of the Case-Loads and Operations of the Courts of Washington (Office of the Administrator of the Courts) and additional information was supplied by the Administrative Office of the Courts.	23rd Annual Report 1979 (Office of the Administrator for the Courts)
West Virginia ....	Unpublished data provided by Administrative Office of the Courts	--	Unpublished data provided by the Administrative Office of the Courts	Unpublished data provided by the Administrative Office of the Courts
Wisconsin ...	Figures were supplied by the Administrative Office of the Court	Unpublished data provided by the Director of the State Courts Office	Unpublished data provided by the Director of the State Courts Office	Unpublished data provided by the Director of the State Courts Office
Wyoming .....	Unpublished data provided by the Court Coordinator and the Clerk of the Supreme Court	--	Unpublished data supplied by the Office of the Court Coordinator	Not available

-- indicates that the state has no court at this level.

## Other publications from the Court Statistics and Information Management Project.

Available from the National Center for State Courts:

### State Court Caseload Statistics: Annual Report 1976

Caseload information from all appellate and general jurisdiction courts and 118 of the 183 limited jurisdiction courts is presented in state court caseload profiles and compiled in summary tables. 1980, 413 pages, 36 oz., paperback, \$12.50. Available from Publications Coordinator, National Center for State Courts, 300 Newport Avenue, Williamsburg, VA 23185

### State Court Caseload Statistics: Annual Report 1977

Caseload information from all appellate and general jurisdiction courts, and from all limited jurisdiction courts which reported data for 1977 is presented in this report. 1982, 461 pages, 37 oz., paperback, \$12.50, plus shipping.

### State Court Caseload Statistics: Annual Report 1978

Caseload information from all appellate and general jurisdiction courts and from 118 of the 183 limited jurisdiction courts is presented in this report. 1983, 473 pages, 46 oz., paperback, \$12.50, plus shipping.

### State Court Caseload Statistics: Annual Report 1979

Available caseload information from all appellate and trial courts are presented in this report. 1984, 496 pages, 48 oz., paperback, \$12.50, plus shipping.

### Court Case Management Information Systems Manual

This manual reviews local and statewide case management information requirements and presents sets of model data elements, data collection forms and case management output reports for each level of court. 1983, 342 pages, 29 oz., paperback, \$15.00, plus shipping.

### The Business of State Trial Courts

Defining courts business as cases filed, serious cases, and contested cases, this monograph tests six myths about courts, their work and decisions. 1983, 158 pages, 14 oz., paperback, \$10.00, plus shipping.

The following two publications may be ordered from the Court Statistics and Information Management Project, 300 Newport Avenue, Williamsburg, VA 23185:

### State Court Model Annual Report

Suggested formats to be used in preparing state court annual reports. Discusses topics to be considered for inclusion in court reports. 1980, 88 pages. Single copies available free of charge.

### Implementing the Model Annual Report

Outlines the steps necessary for developing a new statistical information reporting system or modifying an existing one. Contains forms for diagnosing minimal data needs. 1982, 141 pages. A limited number of single copies are available free of charge.

Available from the National Criminal Justice Reference Service, Box 6000, Rockville, MD 20850:

### State Court Model Statistical Dictionary

Contains definitions of terms used to classify and count court caseload. Gives the court statistical usage for each term. 129 pages. Also ask for the 1984 Supplement, 81 pages. Single copies available free of charge.

### State Court Organization, 1980

A reference for information on court management and administration in the 50 states and 5 territories. Contains individual state profiles and summary tables on topics including court organization and jurisdiction; judicial compensation, qualifications, and selection; juries; and the functions of the administrative office of the courts. 537 pages. Single copies available free of charge.

NATIONAL CENTER FOR STATE COURTS  
Court Statistics and Information Management Project

USER EVALUATION  
State Court Caseload Statistics: Annual Report, 1980

Dear Reader:

The Court Statistics and Information Management Project is interested in your comments and suggestions about this report. We have provided this form for whatever opinions you wish to express about it. Please cut out both of these pages, staple them together, and mail to the preprinted address.

Thank you for your help.

1. For what purpose did you use this report?

2. For that purpose, the report-  Met most of my needs  
 Met some of my needs  Met none of my needs

3. How will this report be useful to you?

Data source  Other (please specify) \_\_\_\_\_  
 Teaching material \_\_\_\_\_  
 Reference for article or report  Will not be useful to me  
 General information (please explain) \_\_\_\_\_  
 Criminal justice program planning \_\_\_\_\_  
\_\_\_\_\_

4. Which parts of the report, if any, were difficult to understand or use?  
How could they be improved?

5. Can you point out specific parts of the text or table notes that are not clear or terms that need to be defined?

6. Are there ways this report could be improved that you have not mentioned?

7. Please suggest other topics you would like to see addressed in future reports using state court caseload data.

8. In what capacity did you use this report?

- Researcher                       Educator                       Student
- Criminal justice agency employee
- Government other than criminal justice - Specify \_\_\_\_\_
- Other - Specify \_\_\_\_\_
- \_\_\_\_\_



Please  
Affix  
Postage

Court Statistics and Information Management Project  
National Center for State Courts  
300 Newport Avenue  
Williamsburg, VA 23185

---

(fold here)

---

(fold here)

(Optional)

Name \_\_\_\_\_ Telephone (    ) - \_\_\_\_\_

Number and street \_\_\_\_\_

City \_\_\_\_\_ State \_\_\_\_\_ Zip \_\_\_\_\_