

FORMS •CAMP 2022•



User Testing Court Forms

Alison D. Spanner

Kathryn Hensley

Lillie Schneyer

Access to Justice, Administrative Office of the Illinois Courts

August 2022

FORMS •CAMP 2022•



Today's Session

1. What is user (or usability) testing
2. Why it's a must
3. How to user test
4. Using what you learn
5. Let's demo



1

What is user (or usability) testing

User Testing

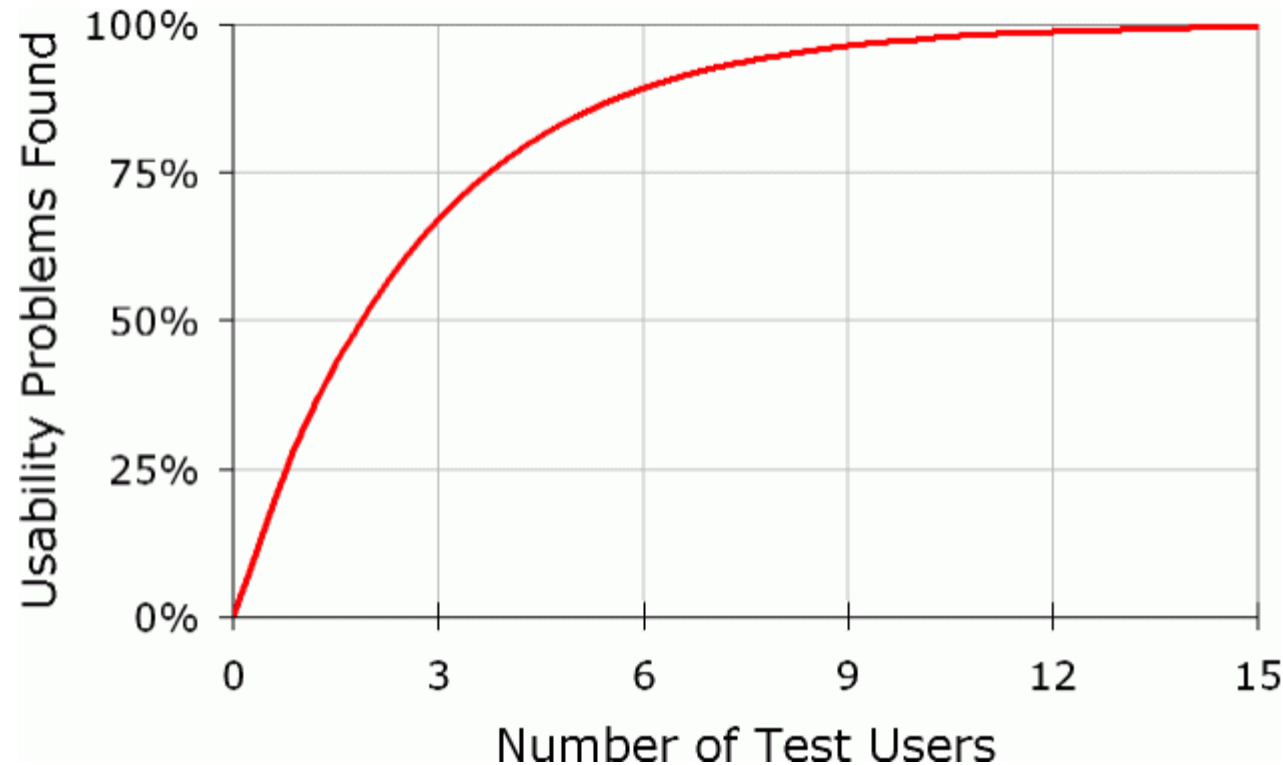
Testing the usability of the form.

It is the process of providing your end user with the form and asking them to complete it.

Tests different factors like:

- Satisfaction
- Credibility
- Errors
- Pain Points
- Task Time


You only need 5 users—84% capture rate



Who is the end user?

Ask yourself, what are the characteristics of the target audience?

Court User



But can we narrow that down?

Are they a person who has

Trouble reading



No legal background



Trouble writing



Familiarity with technology

A disability

Limited-English Proficient

Don't test to the 10%

Are they a person who has

Trouble reading

Trouble writing

A disability

No legal background ✓

Familiarity with technology

Limited-English Proficient



2

Why it's a must

Why?

Who is drafting the form?

Drafter

Do they have:

A law degree



Experience w/court culture



Legal experience



Familiarity with technology




An understanding of
the process



Strong language skills



Assumptions Galore




Drafter is a
judge who
hears divorces

Court user with
no legal
background

User Testing Creates a Vital Feedback Loop

Drafter is a
judge who
hears divorces

Court User with
no legal
background






3

How to user test

What are
you testing?



What are you testing?

The ability to fill out the form correctly?

A use of a particular term or design choice over another?


Does the user know what to do next with the form?

How long does the form take?

How confident does the form make the user feel?

What terms did the user not understand?

Method



1. Prep Scenario and Form Set

Section 1 of 2

User Testing: Notice of Election

Form description

Email *

Valid email

This form is collecting emails. [Change settings](#)

You are Tracy Tenant. You moved out of your apartment, but your landlord did not return your security deposit. You left the apartment in good condition and want your security deposit back. The apartment was located at 66555 S. United Parkway, Chicago, IL 60699, which is in Cook County, IL. You asked your landlord to return your money, but your landlord refused to give it to you. You filed a lawsuit in small claims court and asked for the return of the security deposit, \$850.00. In the trial court, the landlord filed a motion to dismiss saying your complaint was legally defective and too late. The judge granted the landlord's motion and dismissed your case with prejudice. You filed an appeal of the judge's ruling to the First District Appellate Court. Unfortunately, the Appellate Court affirmed the trial court and your complaint was still dismissed. Next, you filed a Petition for Leave to Appeal to the Illinois Supreme Court. The Illinois Supreme Court allowed your appeal on December 1, 2021, and will decide if you get your security deposit back.

Your former landlord's name and address:
Larry Landlord; 1234 E. Washington Blvd, Suite 29, Chicago, IL 60699

HOW TO FILE A NOTICE OF ELECTION

What is a Notice of Election?

If the Supreme Court allows a *Petition for Leave to Appeal*, you must use the *Notice of Election* to tell the Supreme Court and your opponent whether you will: (1) file a *Brief* or (2) rely only on your *Petition for Leave to Appeal* (if you are the appellant). If you are the appellee, and you filed an *Answer to Petition for Leave to Appeal*, you must also use the *Notice of Election* to say whether you will file a *Brief* or rely only on your *Answer*.

Who can use the Notice of Election form?

When the Supreme Court allows a *Petition for Leave to Appeal*, the appellant must file a *Notice of Election*. If the appellee filed an *Answer to Petition for Leave to Appeal*, the appellee must also file a *Notice of Election*.

When do I file the Notice of Election form?

- The appellant must file a *Notice of Election* within 14 days after the Supreme Court allows their *Petition for Leave to Appeal*.
- If the appellant chooses to file a *Brief*, the appellee must file a *Notice of Election* within 14 days after the appellant's *Brief* is due.
- If the appellant will rely only on their *Petition for Leave to Appeal*, the appellee must file a *Notice of Election* within 14 days after the due date for the appellant's *Notice of Election*.
- NOTE: If the appeal involves parental responsibility or parenting time (custody or visitation) or relocation of a child, the *Notice of Election* forms must be filed within 7 days instead of 14 days of the due dates listed above.

Where can I find the forms I need?

- You can find the forms you need at: <http://www.illinoiscourts.gov/Forms/approved/>.
- You can also ask the Supreme Court Clerk for a copy.

What costs will I need to pay to file my Notice of Election?

None.

How do I fill out the Notice of Election form?

Case Name

- Check the top box if the appeal involves parental responsibility or parenting time (custody/visitation rights) or relocation of a child.
- Enter the Supreme Court case number.
- Provide the name of the appellate court case. If the case was given a name beginning with "In re" (e.g., "In re Marriage of Jones"), enter that name. Then,

- identify which party is the appellant in the Supreme Court by checking the appropriate boxes below the party's name. The appellant is the party who started the appeal in the Supreme Court. Next, identify which party is the appellee by checking the appropriate box under the party's name. The appellee is the party responding to the appeal.
- Enter the district of the appellate court that decided the first appeal, and enter the appellate court case number.
- Enter the trial court county, case number, and judge's name.
- Add your:
 - Name;
 - Address;
 - Phone number; and
 - Email. NOTE: insert agree to receive court documents by email.

Notice of Election

- Check the box to show appellant or the appellee.
- If you are the appellant whether you will file a *Brief* or rely only on your *Petition for Leave to Appeal* arguments in the appeal. If you will file a *Brief*, enter that name. Otherwise, enter the names of the parties as they looked in the appellate court documents. Below each party's name, check either **Appellant** (if the party filed the appeal in the Supreme Court) or **Appellee** (if the party is responding to the appeal).
- Sign the form and provide your number. You may also sign the form and provide your email address on frequently.

Table of Contents to the R

- NOTE: Fill out this section AND you will file a *Notice of Election* (you will file a *Notice of Election* AND you will file a *Notice of Election*).
- Add a Table of Contents to do this, attach the Table of Contents, then list what is in the documents filed in each document.

ISC-13006.1

Find Illinois Supreme Court approved forms at: illinoiscourts.gov/Forms/approved/
Page 1 of 3

Instructions Check the top box if your case involves parental responsibility or parenting time (custody/visitation rights) or relocation of a child. Enter the Supreme Court case number. If the case name in the appellate court begins with "In re" (for example, "In re Marriage of Jones"), enter that name. Otherwise, enter the names of the parties as they looked in the appellate court documents. Below each party's name, check either Appellant (if the party filed the appeal in the Supreme Court) or Appellee (if the party is responding to the appeal). To the far right, enter the number of the appellate district, appellate court case number, trial court county, trial court case number, and trial judge's name.	<input type="checkbox"/> THIS APPEAL INVOLVES A MATTER SUBJECT TO EXPEDITED DISPOSITION UNDER RULE 311(a). Case No.: _____	
	IN THE SUPREME COURT OF ILLINOIS	
	In re _____ Plaintiff/Petitioner (Full Name of Party) <input type="checkbox"/> Appellant <input type="checkbox"/> Appellee v. Defendant/Respondent (Full Name of Party) <input type="checkbox"/> Appellant <input type="checkbox"/> Appellee	Appeal from the Appellate Court, _____ District No. _____ Appeal from the Circuit Court of _____ County Trial Court Case No.: _____ Honorable _____ Judge, Presiding

Enter your:
1) Name; 2) Address; 3) Phone number; and 4) Email. NOTE: enter your email address only if you agree to receive court documents by email.

NOTICE OF ELECTION

Your Information

Name: _____
First Middle Last

Address: _____
Street, Apt # City State ZIP

Phone: _____ Email: _____

Testing Two Versions of the Same Form

A/B Testing



2. Draft Survey

1) When will you file your Notice of Election?

Short answer text
.....

2) Where will you file your Notice of Election?

Short answer text
.....

3) If your only written argument will be your Petition for Leave to Appeal, what else will you need to file with your Notice of Election?

Short answer text
.....

4) If you will file an additional Brief, do you need to file anything else with your Notice of Election?

Short answer text
.....

How easy/hard or clear/confusing was knowing what the form was for?

- Very Easy
- Fairly Easy
- Kind of Hard
- Very Hard

How easy was it to understand and complete the form?

- Very Easy
- Fairly Easy
- Kind of Hard
- Very Hard


Did the instructions on the left side of the forms make sense to you?

- Yes
- No

3. Decide Mode

Moderated

In person



Zoom

Unmoderated

Betatesting.com

UsabilityHub.com



Ustesting.com

Userlytics.com

3. Find participants

End User

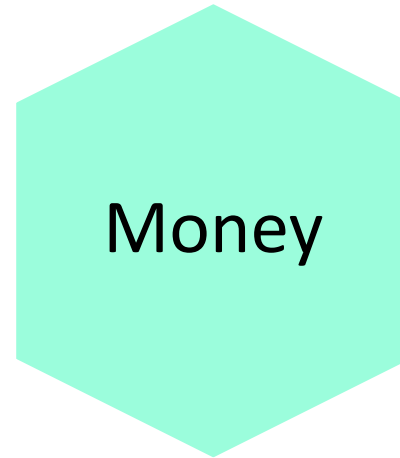
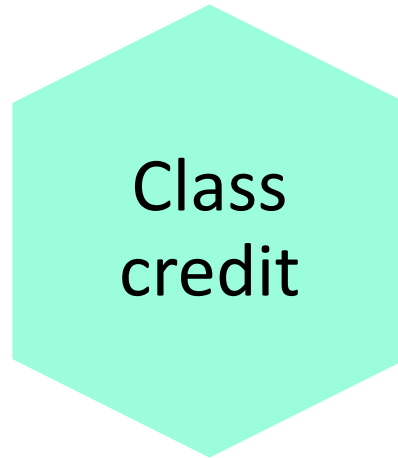
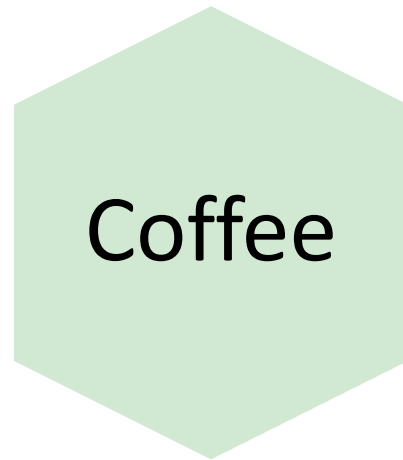


4. The actual doing—set expectations

1. Introduce yourself
2. Give the larger context of the forms
3. Time allotted for the testing
4. Explain how they will give feedback
 1. On the form itself
 2. Survey
 3. Discussion
5. Ask them to be as realistic as possible
 1. We want you to make mistakes...

5. Respect their time:

Reimburse





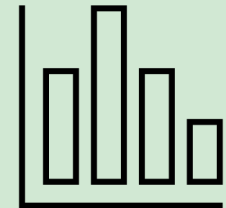
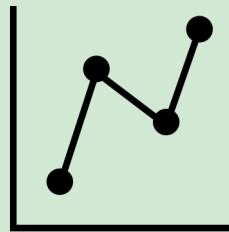
4

Using what you learn

Give me that
data

- Satisfaction
- Credibility
- Errors

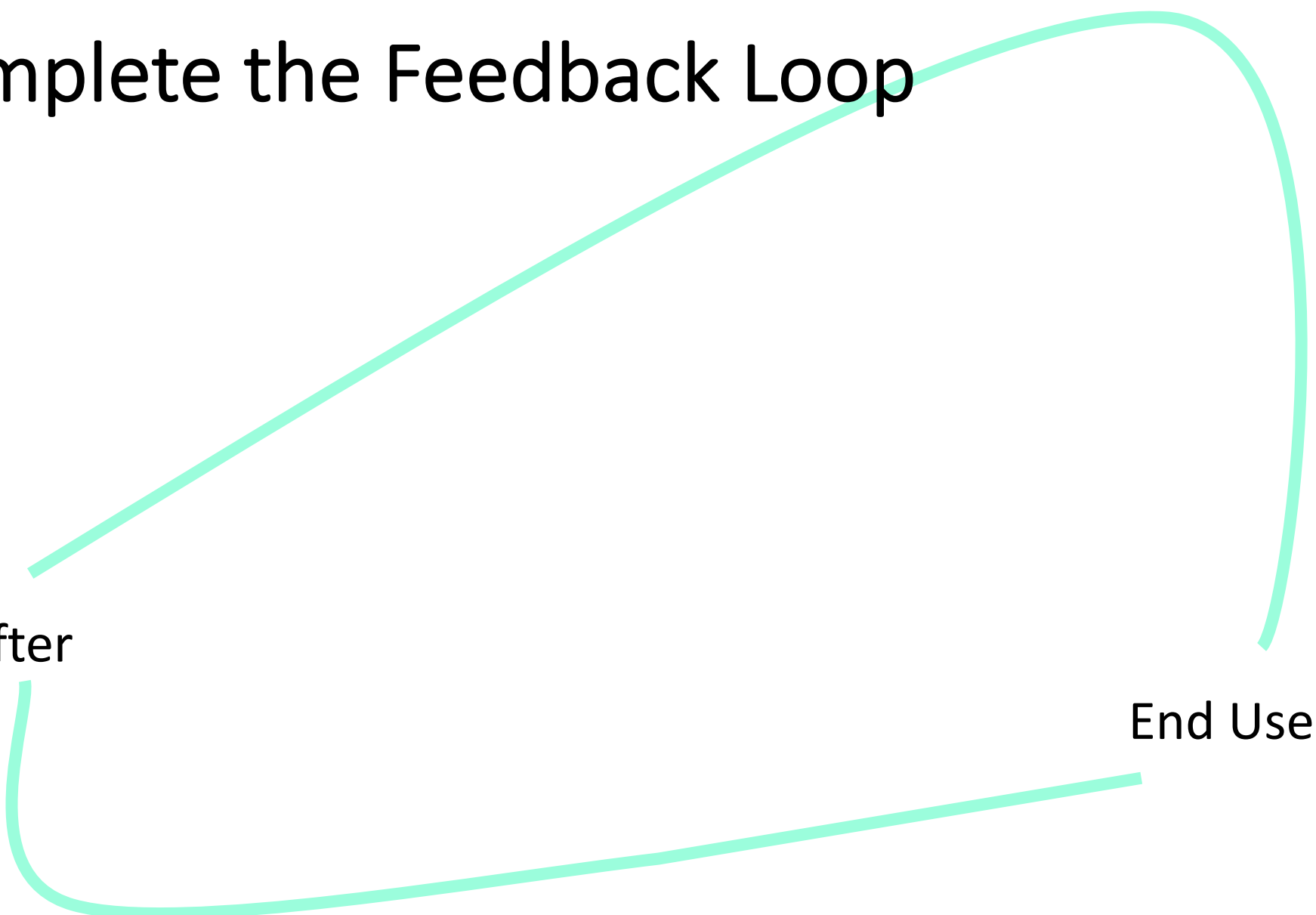
- Pain Points
- Task Time



Complete the Feedback Loop

Drafter

End User





4

Let's Demo

Set expectations

1. Introduce yourself
2. Give the larger context of the forms
3. Time allotted for the testing
4. Explain how they will give feedback
 1. On the form itself
 2. Survey
 3. Discussion
5. Ask them to be as realistic as possible

The Product

HOW TO FILE A NOTICE OF ELECTION

What is a Notice of Election?

If the Supreme Court allows a *Petition for Leave to Appeal*, you must use the *Notice of Election* to tell the Supreme Court and your opponent whether you will: (1) file a *Brief* or (2) rely only on your *Petition for Leave to Appeal*. If you are the appellant, you must file a *Notice of Election* to say whether you will file a *Brief* or rely only on your *Answer*.

When to file a Notice of Election form?
The Supreme Court allows a *Petition for Leave to Appeal* to be filed only if you first file a *Notice of Election*. If you are the appellant, you must also file a *Notice of Election*.

When to file a Notice of Election form?
You must file a *Notice of Election* within 14 days after the Supreme Court allows their *Petition for Leave to Appeal*.

When to file a Brief, the appellee must file a Notice of Election within 14 days after the Supreme Court allows their *Petition for Leave to Appeal*.

When to file a Notice of Election form?
If the appeal involves parental responsibility (custody or visitation) or relocation of a child, you must file a *Notice of Election* within 14 days after the Supreme Court allows their *Petition for Leave to Appeal*.

When to file a Notice of Election form?
If the appeal involves parental responsibility (custody or visitation) or relocation of a child, you must file a *Notice of Election* within 14 days after the Supreme Court allows their *Petition for Leave to Appeal*.

When to file a Notice of Election form?
If the appeal involves parental responsibility (custody or visitation) or relocation of a child, you must file a *Notice of Election* within 14 days after the Supreme Court allows their *Petition for Leave to Appeal*.

When to file a Notice of Election form?
If the appeal involves parental responsibility (custody or visitation) or relocation of a child, you must file a *Notice of Election* within 14 days after the Supreme Court allows their *Petition for Leave to Appeal*.

When to file a Notice of Election form?
If the appeal involves parental responsibility (custody or visitation) or relocation of a child, you must file a *Notice of Election* within 14 days after the Supreme Court allows their *Petition for Leave to Appeal*.

When to file a Notice of Election form?
If the appeal involves parental responsibility (custody or visitation) or relocation of a child, you must file a *Notice of Election* within 14 days after the Supreme Court allows their *Petition for Leave to Appeal*.

When to file a Notice of Election form?
If the appeal involves parental responsibility (custody or visitation) or relocation of a child, you must file a *Notice of Election* within 14 days after the Supreme Court allows their *Petition for Leave to Appeal*.

When to file a Notice of Election form?
If the appeal involves parental responsibility (custody or visitation) or relocation of a child, you must file a *Notice of Election* within 14 days after the Supreme Court allows their *Petition for Leave to Appeal*.

When to file a Notice of Election form?
If the appeal involves parental responsibility (custody or visitation) or relocation of a child, you must file a *Notice of Election* within 14 days after the Supreme Court allows their *Petition for Leave to Appeal*.

- o identify which party is the appellant in the Supreme Court by checking the appropriate boxes below the party's name. The appellant is the party who started the appeal in the Supreme Court. Next, identify which party is the appellee by checking the appropriate box under the party's name. The appellee is the party responding to the appeal.
- o Enter the district of the appellate court that decided the first appeal, and enter the appellate court case number.
- o Enter the trial court county, case number, and judge's name.
- o Add your:
 - 1) Name;
 - 2) Address;
 - 3) Phone number; and
 - 4) Email. NOTE: insert your email address only if you agree to receive court documents by email.

- Notice of Election**
- o Check the box to show whether you are the appellant or the appellee in the Supreme Court.
 - o If you are the appellant, check the box to show whether you will file a *Brief* or will rely on your *Petition for Leave to Appeal* to make your arguments in the appeal. If you will rely on your *Petition for Leave to Appeal*, check the box to show whether you request oral argument.
 - o If you are the appellee, check the box to show whether you will file a *Brief* or rely on your *Answer to Petition for Leave to Appeal* to make your arguments in the appeal. If you will rely on your *Answer to Petition for Leave to Appeal*, check the box to show whether you request oral argument.
 - o Sign the form and provide your address and phone number. You may also enter your email address, but, if you do, the court may use it to send you important documents. Therefore, you should enter your email address only if you check your email frequently.

- Table of Contents to the Record on Appeal**
- o NOTE: Fill out this section only if you are the appellant AND you will rely only on your *Petition for Leave to Appeal* (you won't file a *Brief*).
 - o Add a Table of Contents to the Record on Appeal. To do this, attach the table of contents prepared by the trial court clerk that is at the front of the common law record. If the trial court clerk did not prepare a table of contents, then:
 1. List what is in the common law record (all the documents filed in the trial court). Write the title of each document in the common law record,

Section 1 of 2

User Testing: Notice of Election

Form description

Email *

Valid email

This form is collecting emails. [Change settings](#)

You are Tracy Tenant. You moved out of your apartment, but your landlord did not return your security deposit. You left the apartment in good condition and want your security deposit back. The apartment was located at 66555 S. United Parkway, Chicago, IL 60699, which is in Cook County, IL. You asked your landlord to return your money, but your landlord refused to give it to you. You filed a lawsuit in small claims court and asked for the return of the security deposit, \$850.00. In the trial court, the landlord filed a motion to dismiss saying your complaint was legally defective and too late. The judge granted the landlord's motion and dismissed your case with prejudice. You filed an appeal of the judge's ruling to the First District Appellate Court. Unfortunately, the Appellate Court affirmed the trial court and your complaint was still dismissed. Next, you filed a *Petition for Leave to Appeal* to the Illinois Supreme Court. The Illinois Supreme Court allowed your appeal on December 1, 2021, and will decide if you get your security deposit back.

Your former landlord's name and address:
Larry Landlord; 1234 E. Washington Blvd, Suite 29, Chicago, IL 60699

- o Enter the Supreme Court case number.
- o Provide the name of the appellate court case. If the case was given a name beginning with "In re" (e.g., "In re Marriage of Jones"), enter that name. Then,

<p>Instructions ▼</p> <p>Check the top box if your case involves parental responsibility or parenting time (custody/visitation rights) or relocation of a child.</p> <p>Enter the Supreme Court case number.</p> <p>If the case name in the appellate court began with "In re" (for example, "In re Marriage of Jones"), enter that name. Otherwise, enter the names of the parties as they looked in the appellate court documents. Below each party's name, check either Appellant (if the party filed the appeal in the Supreme Court) or Appellee (if the party is responding to the appeal).</p> <p>To the far right, enter the number of the appellate district, appellate court case number, trial court county, trial court case number, and trial judge's name.</p>	<p><input type="checkbox"/> THIS APPEAL INVOLVES A MATTER SUBJECT TO EXPEDITED DISPOSITION UNDER RULE 311(a).</p> <p>Case No.: _____</p> <p>IN THE SUPREME COURT OF ILLINOIS</p> <p>In re _____</p> <p>_____ Plaintiff/Petitioner (Full Name of Party)</p> <p><input type="checkbox"/> Appellant <input type="checkbox"/> Appellee</p> <p>v.</p> <p>_____ Defendant/Respondent (Full Name of Party)</p> <p><input type="checkbox"/> Appellant <input type="checkbox"/> Appellee</p>	<p>Appeal from the Appellate Court, _____ District No. _____</p> <p>Appeal from the Circuit Court of _____ County</p> <p>Trial Court Case No.: _____</p> <p>Honorable _____ Judge, Presiding</p>
---	--	--

Enter your:

1) Name; 2) Address; 3) Phone number; and 4) Email. NOTE: enter your email address only if you agree to receive court documents by email.

NOTICE OF ELECTION

Your Information

Name: _____
First Middle Last

Address: _____
Street, Apt # City State ZIP

Phone: _____ Email: _____



Contact us!

atjil.org

aspanner@illinoiscourts.gov

khensley@illinoiscourts.gov

lschneyer@illinoiscourts.gov