

National Center for State Courts



3 4185 00003634 2

# State Court Caseload Statistics, 1996

*Supplement to Examining the Work of State Courts, 1996*

State Court Structures

Jurisdiction and Reporting Practices

State Court Caseloads

Court Statistics Project Methodology

NCSC  
KF  
180  
C74  
1996  
c.4

# State Court Caseload Statistics, 1996

## Supplement to Examining the Work of State Courts, 1996

Compiled by Carol R. Flango, Margaret J. Fonner, and Karen Gillions Way

### Court Statistics Project Staff

*Brian J. Ostrom*  
Director

*Fred Cheesman*  
Research Associate

*Carol R. Flango*  
Research Associate

*Ann M. Jones*  
Research Associate

*Neal B. Kauder*  
Consultant, Visual Research

*Robert C. LaFountain*  
Research Analyst

*Karen Gillions Way*  
Research Analyst

*Margaret J. Fonner*  
Sr. Administrative Secretary

A joint project of the Conference of State Court Administrators,  
the State Justice Institute, the Bureau of Justice Statistics,  
and the National Center for State Courts' Court Statistics Project.

rec'd 1-12-98

Library  
National Center for State Courts  
300 Newport Ave.  
Williamsburg, VA 23187-8798

Copyright 1997  
National Center for State Courts  
ISBN 0-89656-185-2  
NCSC Publication Number R-206

Suggested Citation:  
Court Statistics Project, *State Court Caseload Statistics, 1996*  
(National Center for State Courts 1997)

This report was developed under Grant SJI-91-07X-O-B-007-P97-1 from the State Justice Institute and the Bureau of Justice Statistics. Points of view are those of the authors and do not necessarily represent the official position or policies of the State Justice Institute or the Bureau of Justice Statistics.

## Conference of State Court Administrators Court Statistics Committee

**J. Denis Moran**, Chairman (1983 to present), Director of State Courts, Wisconsin  
**John A. Clarke** (1988 to present), Executive Officer/Clerk, Los Angeles Superior Court  
**Hugh M. Collins** (1982 to present), Judicial Administrator, Louisiana  
**Howard W. Conyers** (1990 to present), Administrative Director of the Courts, Oklahoma  
**Robert L. Doss, Jr.** (1990 to present), Administrative Director of the Courts, Georgia  
**Marc Galanter** (1986 to present), Evjue-Bascom Professor of Law, University of Wisconsin  
**Daniel J. Hall** (1990 to present), Director of Planning and Analysis, Office of the State Court Administrator, Colorado  
**Judge Aaron Ment** (1991 to present), Chief Court Administrator, Connecticut  
**William J. O'Brien** (1994 to present), State Court Administrator, Iowa  
**John T. Olivier** (1991 to present), Clerk, Supreme Court of Louisiana  
**Howard P. Schwartz** (1992 to present), Judicial Administrator, Kansas  
**Robert Wessels** (1995 to present), Court Manager, County Criminal Courts at Law, Houston, Texas

## National Center for State Courts Board of Directors

**Warren E. Burger**, *Honorary Chairman* (1971-1995), Chief Justice of the United States  
**Chief Justice Thomas R. Phillips**, Chairperson, Supreme Court of Texas  
**Chief Justice David A. Brock**, Chairperson-Elect, Supreme Court of New Hampshire  
**Nancy M. Sobolevitch**, Vice-Chairperson, Court Administrator, Supreme Court of Pennsylvania  
**Justice Carl O. Bradford**, Maine Superior Court  
**Chief Judge Kevin S. Burke**, Hennepin County District Court, Minnesota  
**Hugh M. Collins**, Judicial Administrator, Supreme Court of Louisiana  
**Howard W. Conyers**, Administrative Director, Supreme Court of Oklahoma  
**Justice William Cousins**, Illinois Appellate Court  
**Associate Justice Christine Meaders Durham**, Utah Supreme Court  
**Judge Aubrey Ford, Jr.**, District Court of Macon County, Alabama  
**William H. Gates**, Attorney at Law, Preston, Gates & Ellis, Seattle, Washington  
**Sheila Gonzalez**, Ventura Superior Municipal Courts, California  
**Gordon M. Griller**, Court Administrator, Maricopa County Superior Court, Arizona  
**Judge Marion Guess, Jr.**, Probate Court of DeKalb County, Georgia  
**William P. Hobby**, LBJ School for Public Affairs, Houston, Texas  
**Judge William G. Kelly**, District Court, Michigan  
**Chief Justice Arthur A. McGiverin**, Supreme Court of Iowa  
**Judge Thelma Wyatt Cummings Moore**, Superior Court of Fulton County, Georgia  
**William G. Paul, Sr.**, Director, Crowe & Dunlevy, Oklahoma City, Oklahoma  
**Chief Justice Randall T. Shepard**, Supreme Court of Indiana  
**John Siegenthaler**, Vanderbilt University, Nashville, Tennessee  
**William C. Vickrey**, State Court Administrator, Supreme Court of California  
**Roger K. Warren**, President, National Center for State Courts  
**Robert Wessels**, Court Manager, County Criminal Courts at Law, Houston, Texas

# Acknowledgments

---

The members of the Court Statistics Project gratefully acknowledge assistance and guidance from throughout the state court community. Our main debt of gratitude is to the state court administrators, the appellate court clerks, and their staffs who have provided the bulk of the information included in *Examining the Work of State Courts, 1996* and *State Court Caseload Statistics, 1996*. They have been consistently patient and helpful in answering written and telephone inquiries for more data or for explanations of the data provided. We owe a special debt of gratitude to the staff members of the administrative offices of the courts and of the appellate courts who serve as contact persons between their offices and the Court Statistics Project.

The content and design of all products produced by the CSP benefit greatly from the guidance of the 12 members of the Conference of State Court Administrators' Court Statistics Committee. The committee members have given generously of their time, talent, and experience, and their participation has been invaluable to Project staff.

The Court Statistics Project is funded through the generous support of the State Justice Institute and the Bureau of Justice Statistics. It should be noted that the points of view stated in *Examining the Work of State Courts* and *State Court Caseload Statistics, 1996* are those of the authors and do not necessarily represent the policies of either agency. However, the authors wish to acknowledge the guidance and constructive advice provided by Janice Munsterman, the project monitor at the State Justice Institute.

The publications of the Court Statistics Project benefit greatly from the careful editing of Dawn Spinozza.

Responsibility for the information and the analysis reported in this document rests fully with the Court Statistics Project staff. The more general responsibility for the development of the CSP products and promoting improvements to court statistics is shared with the National Center for State Courts management, working under the policy direction of the COSCA Court Statistics Committee.

# Preface

---

The Court Statistics Project makes information available in three distinct formats that we believe best serve the needs of the Project's constituents. *State Court Caseload Statistics, 1996*, is designed to provide specific information about particular court systems. This volume offers all interested parties high quality, baseline information on state court structure, jurisdiction, reporting practices, and caseload volume and trends. The information assembled in this product will be especially helpful to people interested in doing their own cross-state comparisons or in examining the implications of caseload volume on the work and resource needs of specific state courts. For those wishing to brush up on the uses of this data, the *Introduction* provides an overview of applications, ingredients, and interpretation of state court caseload statistics. This information is also available through the Inter-University Consortium or to anyone who requests a copy from the Court Statistics Project.

A second publication, *Examining the Work of State Courts, 1996*, provides a readable overview, with easy to understand graphics and tables, of current state court activity and trends. The goal of this work is to provide a comprehensive yet nontechnical presentation of the demands currently being placed on state courts and how caseloads are evolving over time. Judges, policymakers, and practitioners will find this document useful for a range of planning and research needs, as well as for gaining a greater appreciation for the business of state courts.

Finally, *State Court Organization, 1993*, which is also available from the National Center for State Courts, provides an exhaustive compilation of information on state court structure and operations. This volume, the third in the series, complements, and extends the information on court jurisdiction and reporting practices provided here. A detailed table of contents for *State Court Organization, 1993* is reprinted at the back of this volume.

# Introduction

---

## Using State Court Caseload Statistics

This introduction provides an overview to the uses, ingredients, and interpretation of state court caseload statistics. This examination is offered at a time of significant improvements to the quality of court statistics in general and to the comparability of those statistics across the states in particular. To help realize the potential of caseload statistics, three main questions are considered: Why are caseload statistics useful? What are their ingredients? How can they address practical problems?

This is not a “technical” document. Although it is assumed that the reader has an interest in what courts are doing, there is no expectation of statistical expertise. Moreover, virtually all courts and states currently possess the information required to use caseload statistics. A count of the number of cases filed and disposed by month, quarter, or year is all that is needed to get started. Part of the message, however, is that with a small additional investment in effort, the potential exists to appreciably enhance a court’s capacity to identify and solve emerging problems and to present the case for the court system’s achievements and resource needs authoritatively.

## Why Are Caseload Statistics Useful?

Argued in abstract, caseload statistics are important because they are analogous to the financial information business firms use to organize their operations. Because a court case is the one common unit of measurement available to all court managers, caseload statistics are the single best way to describe what courts are doing currently and to predict what they will do.

The pragmatic justification for caseload statistics is more compelling. Few would argue that the state courts are currently funded at a generous level. State budget offices routinely cast a cold eye on requests for additional judgeships, court support staff, or court facilities. Because the executive and legislative branches of the government are sophisticated producers and consumers of statistics, comparable expertise is needed by the judicial branch. Skillfully deployed caseload statistics provide powerful evidence for justifying claims to needed resources.

Occasionally, information on the combined caseload of all the state courts becomes imperative. State courts as a whole are disadvantaged in debates over where to draw the jurisdictional boundaries between the federal and state court systems. Current controversies include diversity-of-citizenship in civil matters and drug cases, which the recent *Report of the Federal Courts Study Committee* proposed be transferred out of the federal courts and into the state courts.<sup>2</sup> What would be the impact of such proposals? Only comprehensive state court caseload statistics can answer this question.

In response to perceived difficulties in using caseload statistics, it must be noted that they are simply counts of court activity. They are not inherently complex or obscure. The day-to-day activities of most court systems can generate the basic information that translates into caseload statistics. No extraordinary effort is required.

*The secret language of statistics, so appealing in a fact-minded culture, is employed to sensationalize, confuse, and oversimplify. Statistical methods and statistical terms are necessary in reporting the mass data of social and economic trends, business conditions, “opinion” polls, the census. But without writers who use the words with honesty and understanding and readers who know what they mean, the results can be . . . nonsense.<sup>1</sup>*

<sup>1</sup> Darrell Huff, *How to Lie with Statistics*. New York: W. W. Horton, 1954, p.8.

<sup>2</sup> Judicial Council of the United States, Federal Courts Study Committee. *Report of the Federal Courts Study Committee: April 2, 1990*. Philadelphia: Federal Courts Study Committee, 1990.

Like other statistics, however, caseload statistics are susceptible to twists and turns that can mislead or distort. Those twists and turns become particularly troublesome when comparisons are made across courts in any one state or among states. Yet, valid comparisons are potentially powerful tools for managing a court system, for determining and justifying the need for additional resources, and for planning.

Frequent reference is made throughout this report to a model approach for collecting and using caseload information.<sup>3</sup> The Conference of State Court Administrators and the National Center for State Courts jointly developed that approach over the last 18 years. The key to the approach is comparison: comparison among states and comparison over time. The COSCA/NCSC approach makes comparison possible, although at times it highlights some aspects that remain problematic when building a comprehensive statistical profile of the work of state appellate and trial courts nationally.

### **What Are the Ingredients of Caseload Statistics?**

Five types of information are required for efficient caseload statistics: (1) counts of pending, filed, and disposed cases; (2) the method by which the count is taken (i.e., the unit of count that constitutes a case and the point at which the count is taken); (3) the composition of the counting categories (the specific types of cases that are included); (4) court structure and jurisdiction to decide cases; and (5) statistical adjustments that enhance the comparability and usefulness of case counts.

**Counts** are taken of the number of cases that are pending at the start of a reporting period, the number of cases filed during the period, the number of cases disposed during the period, and the number of cases left pending at the end of the period. Counts of caseloads are typically organized according to the major types of cases (civil, criminal, juvenile, traffic/other ordinance violations). However, there is still only limited uniformity among the states in the degree of detail or the specific case categories used despite the direction offered by the *State Court Model Statistical Dictionary*.

**Methods** for taking counts vary. The greatest variation occurs in what, precisely, a court counts as a case. Some courts actually count the number of a particular kind of document, such as an indictment in a criminal case. There is also variation in the point in the litigation process when the count is taken. For example, some appellate courts count cases when the notice of appeal is filed, others when the trial court record is filed, and still others when both the trial record and briefs are filed with the court.

**Composition** refers to the construction of caseload reporting categories that contain similar types of cases for which counts are taken of pending, filed, or disposed cases. Once a standard is defined for the types of cases that belong in a category, it becomes possible to compare court caseloads. The standard adopted by the Court Statistics Project is defined in the *State Court Model Statistical Dictionary*.

<sup>3</sup> The current status of that approach is elaborated in the *State Court Model Statistical Dictionary* (1989 edition).



---

A count can be complete, meaning that it includes all of the types of cases in the definition; incomplete in that it omits some case types that should be included; overinclusive in that it includes some case types that should not be included; or both incomplete and overinclusive. For instance, the model approach treats an accusation of driving while intoxicated (DWI/DUI) as part of a court's criminal caseload. If a state includes such offenses with traffic cases rather than criminal cases, the criminal caseload statistics will be incomplete, and the traffic caseload statistics will be overinclusive.

**Court structure and jurisdiction to decide cases** indicate whether a count includes all of the relevant cases for a given locality or state. Two or more courts in a jurisdiction may share the authority to decide a particular type of case. Thus, in many states, both a court of general jurisdiction and a court of limited jurisdiction may hear misdemeanor cases. Similarly, complaints in torts or contracts below a set maximum dollar amount can often be filed in either court.

In some courts, jurisdiction is restricted to specific proceedings. An example is a preliminary hearing in a lower court to determine whether a defendant should be bound over for trial in the court of general jurisdiction.

Information on court structure and jurisdiction is therefore essential to the use of any state's caseload statistics. Each state has established various levels and types of courts. The lack of uniformity in court structure and jurisdiction even extends to the names given to the courts of various levels. The supreme court in most states is the court of last resort, the appellate court with final jurisdiction over all appeals within the state. In New York, however, the title supreme court denotes the main general jurisdiction trial court. A knowledge of court structure and jurisdiction is necessary before one can determine whether like is being compared to like.

**Adjustments** help make counts of cases more interpretable. Case filings per 100,000 population provide a standard measure of caseload levels that adjusts for differences in population among the states. The number of case dispositions as a percentage of case filings in a given time period offers a clearance rate, a summary measure of whether a court or state is keeping up with its incoming caseload. The number of case filings or case dispositions per judge is a useful expression of the workload confronting a court.

Such simple adjustments transform counts of cases into comparable measures of court activity. It is also possible to make adjustments to counts of cases to estimate the impact of missing information or to make allowances for differences in methods of count used by state courts. Other calculations reveal important aspects of court activity. For example, the percentage of petitions granted by an appellate court indicates how many cases will be heard on the merits, which require briefing and oral arguments or other steps that create substantial demands on court time and resources.

## How Should Caseload Statistics Be Used to Solve Problems?

Caseload statistics can form a response to certain types of problems that courts face. One set of problems relates to the volume of cases that a court must hear and to the composition of that caseload. Drug cases offer an example. Have drug filings risen more rapidly than other types of criminal cases? Are drug cases more likely to be disposed at trial than other felonies? Do they take longer to resolve in the trial court? How common is it for drug cases to be appealed? How does the trend in drug filings in one section of the country compare with trends in other regions?

A related set of problems revolves around the adequacy of court resources. How many cases are typically handled by a judge in the state courts? As caseloads continue to rise, have judicial resources kept pace? Is the provision of judicial support staff in one state adequate when compared to the staff in another state with comparable filings or dispositions per judge?

A third set of problems relates to the pace of litigation. Are more new cases being filed annually than the court is disposing during the year, thus increasing the size of the pending caseload? How long do cases take to be resolved in the trial court? In the appellate court? What proportion of cases is disposed of within the court's or ABA's time standards?

The model approach developed by COSCA and the NCSC answers such questions. Virtually all states, as well as many individual trial courts, publish their caseload statistics in annual reports. Yet the diverse methods that states employ to collect information on caseloads restrict the usefulness of the resulting information. It may seem as if courts in one state use the mark, others the yen, and still others the dollar. This approach looks at how caseload information can be organized nationally to address problems facing state court systems and individual courts.

## Comparability

The caseload statistics from each state are collated into a coherent, comprehensive summary of all state court activity and published annually by the Court Statistics Project. The report contains tables, charts, and figures that are often lengthy and crowded with symbols and explanatory matter. This does not negate the underlying simplicity or usefulness of caseload statistics as counts of court activity.

The available statistics reflect the varied responses individual trial courts and states have made to such practical problems as what constitutes a case, whether to count a reopened case as a new filing, and whether a preliminary hearing binding a defendant over to a court of general jurisdiction is a case or merely an event equivalent to a motion.

Comparability is a more substantial issue than completeness. Seven reporting categories are used by the Court Statistics Project. Appellate caseloads are divided into mandatory and discretionary cases. Trial court caseloads are divided into criminal, nondomestic civil, domestic, juvenile, and traffic/other

---

ordinance violation cases. Abbreviated definitions of these categories are:

## **APPELLATE COURT**

*mandatory case:* appeals of right that the court must hear and decide on the merits

*discretionary case:* petitions requesting court review that, if granted, will result in the case being heard and decided on its merits

## **TRIAL COURT**

*nondomestic civil case:* requests for an enforcement or protection of a right or the redress or prevention of a wrong (specific types of cases include tort, contract, real property rights, small claims, mental health, estate, and civil appeals)

*domestic relations:* a major classification of civil cases that includes cases involving family actions such as divorce, custody, paternity, adoption, interstate support, and domestic violence

*criminal case:* charges of a state law violation

*juvenile petition:* cases processed through the special procedures that a state established to handle matters relating to individuals defined as juvenile

*traffic/other ordinance violation:* charges that a traffic ordinance or city, town, or village ordinance was violated

These categories represent the lowest common denominator: what one can reasonably expect most states to provide.

The advent of automated information systems means that states increasingly collect more detailed information, distinguishing tort cases from other civil filings and personal injury cases from other tort filings. Similarly, some states distinguish between various types of felonies and misdemeanors within their criminal caseloads, including the separation of drug cases from others.

Another aspect of comparability is whether the caseload count from a particular court includes all the relevant cases for a given locality or state. In some states, one court may have complete jurisdiction over a particular type of case, while in others the jurisdiction is shared between two or more courts. For example, to get a complete count of discretionary filings at the appellate level, one may only have to check the count in the COLR (states without an intermediate appellate court (IAC) or states where the IAC has only mandatory jurisdiction) or it may be necessary to examine both the COLR and the IAC (states that allocate discretionary jurisdiction to both the COLR and IAC). Therefore, when making comparisons with state court caseload statistics, it is essential to have an awareness of the variation in court structure and jurisdiction.

The court structure charts summarize in a one-page diagram the key features of each state's court organization. The format meets two objectives: (1) it is comprehen-

sive, indicating all court systems in the state and their interrelationship; and (2) it describes the jurisdiction of the court systems using a comparable set of terminology and symbols. The court structure charts employ the common terminology developed by the NCSC Court Statistics Project for reporting court statistics.

The charts identify all the state courts in operation during the year and describe each court system's geographic and subject matter jurisdiction. The charts also provide basic descriptive information, such as the number of authorized judicial posts and whether funding is primarily local or state. Routes of appeal are indicated by lines, with an arrow showing which court receives the appeal or petition.

## Conclusion

Caseload statistics are less complex and more practical than often imagined. By following relatively simple steps, courts, state court administrative offices, trial court administrative offices, trial court administrators, and others can more effectively use the statistics that they currently produce. A useful point of reference when considering an upgrade to the quality and quantity of information currently being collected is the *State Court Model Statistical Dictionary*.

The flexibility and power of automated record systems means that the information compiled nationally to describe state court caseloads is becoming more comparable year by year. Caseload data available for the 1990s will be significantly more comparable across the states than what has been published in the past. Differences among states in the criminal and juvenile unit of count will continue to make comparisons tentative for those cases. Still, those differences do not affect comparisons of clearance rates or of trends.

What can be done to realize the potential that caseload statistics offer for planning and policymaking? There are three priorities. First, reliable statistics on the size of the active pending caseload are needed. Unless courts routinely review their records to identify inactive cases, an accurate picture of their backlogs is not possible. Second, information on the number of cases that reach key stages in the adjudication process would be an important addition. How many "trial notes of issue" are filed in civil cases? In what proportion of civil cases is no answer ever filed by the defendant? Third, revisions to court record systems should consider the feasibility of including information on the workload burden being imposed on the court through pretrial conferences, hearings, and trial settings.

Accurate and comprehensive statistics are ultimately important because they form part of the currency when public policy is debated and decided in a "fact-minded culture." Those organizations and interests that master the statistics that describe their work and output are at an advantage in the competition for scarce public resources. The Court Statistics Project offers the state court community a resource for both examining itself and representing its case to the larger commonwealth.

# Contents

---

v	<b>Acknowledgments</b>
vii	<b>Preface</b>
ix	<b>Introduction</b>
ix	Using State Court Caseload Statistics
ix	Why Are Caseload Statistics Useful?
x	What Are the Ingredients of Caseload Statistics?
xii	How Should Caseload Statistics Be Used to Solve Problems?
xii	Comparability
xiv	Conclusion
1	<b>State Court Structure Charts</b>
3	Understanding the Court Structure Charts
3	Appellate Courts
4	Trial Courts
5	Symbols and Abbreviations
61	<b>Jurisdiction and State Court Reporting Practices</b>
63	Figure A: Reporting Periods for All State Courts, 1996
65	Figure B: Methods of Counting Cases in State Appellate Courts, 1996
72	Figure C: Dollar Amount Jurisdiction for Original Tort, Contract, Real Property Rights and Small Claims Filings in State Trial Courts, 1996
78	Figure D: Criminal Case Unit of Count Used by State Trial Courts, 1996
84	Figure E: Juvenile Unit of Count Used in State Trial Courts, 1996
89	Figure F: State Trial Courts with Incidental Appellate Jurisdiction, 1996
95	Figure G: Number of Authorized Judges/Justices in State Courts, 1996
97	Figure H: Method of Counting Civil Cases in State Trial Courts, 1996
103	<b>State Court Caseload Tables</b>
105	Table 1: Reported National Caseload for State Appellate Courts, 1996. Mandatory jurisdiction cases and discretionary jurisdiction petitions in courts of last resort and intermediate appellate courts.
106	Table 2: Reported Total Caseload for All State Appellate Courts, 1996. Total mandatory cases, total discretionary petitions, and total discretionary petitions granted that are filed and disposed. The number of filed-per-judge figures for both the sum of mandatory cases and discretionary petitions, and the sum of mandatory cases and discretionary petitions granted. Court type and the point at which cases are counted.
117	Table 3: Selected Caseload and Processing Measures for Mandatory Cases in State Appellate Courts, 1996. Court type. Filed and disposed cases. Disposed as a percent of filed. Number of judges. Filed per judge. Filed per 100,00 total population.
123	Table 4: Selected Caseload and Processing Measures for Discretionary Petitions in State Appellate Courts, 1996. Court type. Filed and disposed cases. Disposed as a percent of filed. Number of judges. Filed per judge. Filed per 100,000 total population.

128	Table 5:	Selected Caseload and Processing Measures for Discretionary Petitions Granted in State Appellate Courts, 1996. Court type. Filed, filed granted, and granted disposed cases. Granted as a percent of filed. Disposed as a percent of granted. Number of judges. Filed granted per judge.
133	Table 6:	Opinions Reported by State Appellate Courts, 1996. Opinion unit of count. Composition of opinion count. Signed opinions. Number of justices/judges. Number of lawyer support personnel.
137	Table 7:	Reported National Civil and Criminal Caseloads for State Trial Courts, 1996. Civil and criminal cases in general jurisdiction and limited jurisdiction courts.
139	Table 8:	Reported Grand Total State Trial Court Caseload, 1996. Jurisdiction, parking, criminal unit of count, and support/custody codes. Case filings and dispositions. Dispositions as a percentage of filings. Filings per 100,000 total population.
148	Table 9:	Reported Total State Trial Court Civil Caseload, 1996. Jurisdiction, support/custody codes. Case filings and dispositions. Dispositions as a percentage of filings. Filings per 100,000 total population.
156	Table 10:	Reported Total State Trial Court Criminal Caseload, 1996. Jurisdiction, criminal unit of count, and point of filing codes. Case filings and dispositions. Dispositions as a percentage of filings. Filings per 100,000 adult population.
164	Table 11:	Reported Total State Trial Court Traffic/Other Violation Caseload, 1996. Jurisdiction, parking codes. Case filings and dispositions. Dispositions as a percentage of filings. Filings per 100,000 total population.
171	Table 12:	Reported Total State Trial Court Juvenile Caseload, 1996. Jurisdiction, point of filing codes. Case filings and dispositions. Dispositions as a percentage of filings. Filings per 100,000 juvenile population.
176	Table 13:	Mandatory Caseload in State Appellate Courts, 1987-1996. Case filings and dispositions, 1987-1996.
186	Table 14:	Discretionary Petitions in State Appellate Courts, 1987-1996. Case filings and dispositions, 1987-1996.
194	Table 15:	Felony Caseload in State Trial Courts of General Jurisdiction, 1987-1996. Case filings, 1987-1996.
198	Table 16:	Tort Caseload in State Trial Courts of General Jurisdiction, 1987-1996. Case filings, 1987-1996.

---

201	<b>Appendix 1. Methodology</b>
203	Court Statistics Project: Goals and Organization
203	Evolution of the Court Statistics Project
204	Sources of Data
205	Data Collection Procedures
206	Ongoing Data Collection
207	Periodic Data Collection
208	Completeness
208	Comparability
209	Footnotes
210	Variations in Reporting Periods
210	Final Note
211	<b>Appendix 2. Sources of 1996 State Court Caseload Statistics</b>
217	<b>Appendix 3. Prototypes of State Appellate Court and Trial Court Statistical Spreadsheets</b>
229	<b>Appendix 4. State Populations</b>
231	Resident Population, 1996
233	Total State Population for Trend Tables, 1987-1996

# **S**ate Court Structure Charts



# Understanding the Court Structure Charts

---

The court structure charts summarize in a one-page diagram the key features of each state's court organization. The format meets two objectives: (1) it is comprehensive, indicating all court systems in the state and their interrelationships, and (2) it describes the jurisdiction of the court systems, using a standard set of terminology and symbols. The court structure charts employ the common terminology developed by the National Center for State Court's Court Statistics Project for reporting caseload statistics.

The first chart is a prototype. It represents a state court organization in which there is one of each of the four court system levels recognized by the Court Statistics Project: courts of last resort, intermediate appellate courts, general jurisdiction trial courts, and limited jurisdiction trial courts. Routes of appeal from one court to another are indicated by lines, with an arrow showing which court receives the appeal or petition.

The charts also provide basic descriptive information, such as the number of authorized justices, judges, and magistrates (or other judicial officers). Each court system's subject matter jurisdiction is indicated using the Court Statistics Project case types. Information is also provided on the use of districts, circuits, or divisions in organizing the courts within the system and the number of courts.

The case types, which define a court system's subject matter jurisdiction, require the most explanation.

## Appellate Courts

The rectangle representing each appellate court contains information on the number of authorized justices; the number of geographic divisions, if any; whether court decisions are made en banc, in panels, or both; and the Court Statistics Project case types that are heard by the court. The case types are shown separately for mandatory and discretionary cases. The case types themselves are defined in other Court Statistics Project publications, especially *1984 State Appellate Court Jurisdiction Guide for Statistical Reporting* and *State Court Model Statistical Dictionary: 1989 Edition*.

An appellate court can have both mandatory and discretionary jurisdiction over the same Court Statistics Project case type. This arises, in part, because the Court Statistics Project case types are defined broadly to be applicable to every state's courts. There are, for example, only two appellate Court Statistics Project case types for criminal appeals: capital and noncapital. A court may have mandatory jurisdiction over felony cases, but discretionary jurisdiction over misdemeanors. The list of case types would include "criminal" for both mandatory and discretionary

jurisdiction. The duplication of a case type under both headings can also occur if appeals from one lower court for that case type are mandatory, while appeals from another lower court are discretionary. Also, statutory provisions or court rules in some states automatically convert a mandatory appeal into a discretionary petition - for example, when an appeal is not filed within a specified time limit. A more comprehensive description of each appellate court's subject matter jurisdiction can be found in the *1984 State Appellate Court Jurisdiction Guide for Statistical Reporting*.

## **Trial Courts**

The rectangle representing each trial court also lists the applicable Court Statistics Project case types. These include civil, criminal, traffic/other violation, and juvenile. Where a case type is simply listed, it means that the court system shares jurisdiction over it with other courts. The presence of exclusive jurisdiction is always explicitly stated.

The absence of a case type from a list means that the court does not have that subject matter jurisdiction. The dollar amount jurisdiction is shown where there is an upper or a lower limit to the cases that can be filed in a court. A dollar limit is not listed if a court does not have a minimum or maximum dollar amount jurisdiction for general civil cases. In criminal cases, jurisdiction is distinguished between "felony," where the court can try a felony case to verdict and sentencing, and "preliminary hearings," which applies to those limited jurisdiction courts that can conduct preliminary hearings that bind a defendant over for trial in a higher court.

Trial courts can have what is termed incidental appellate jurisdiction. The presence of such jurisdiction over the decisions of other courts is noted in the list of case types as either "civil appeals," "criminal appeals," or "administrative agency appeals." A trial court that hears appeals directly from an administrative agency has an "A" in the upper right corner of the rectangle.

For each trial court, the chart states the authorized number of judges and whether the court can impanel a jury. The rectangle representing the court also indicates the number of districts, divisions, or circuits into which the court system is divided. These subdivisions are stated using the court system's own terminology. The descriptions, therefore, are not standardized across states or court systems.

Some trial courts are totally funded from local sources and others receive some form of state funds. Locally funded court systems are drawn with broken lines. A solid line indicates some or all of the funding is derived from state funds.

---

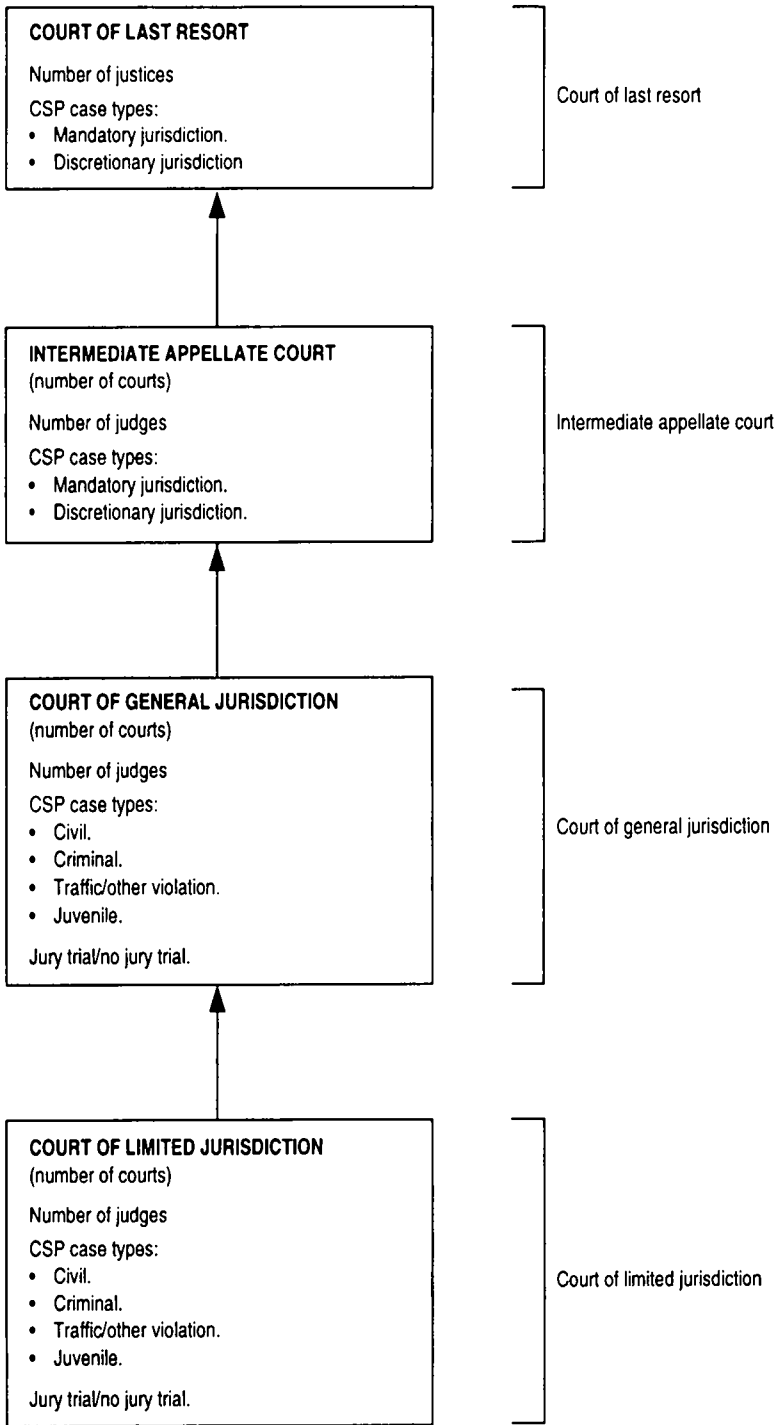
## Symbols and Abbreviations

An “A” in the upper right corner of a rectangle, representing either an appellate or a trial court, indicates that the court receives appeals directly from the decision of an administrative agency. Where “administrative agency appeals” is listed as a case type, it indicates that the court hears appeals from decisions of another court on an administrative agency’s actions. It is possible for a court to have both an “A” designation and to have “administrative agency appeals” listed as a case type. Such a court hears appeals directly from an administrative agency (“A”) and has appellate jurisdiction over the decision of a lower court that has already reviewed the decision of the administrative agency.

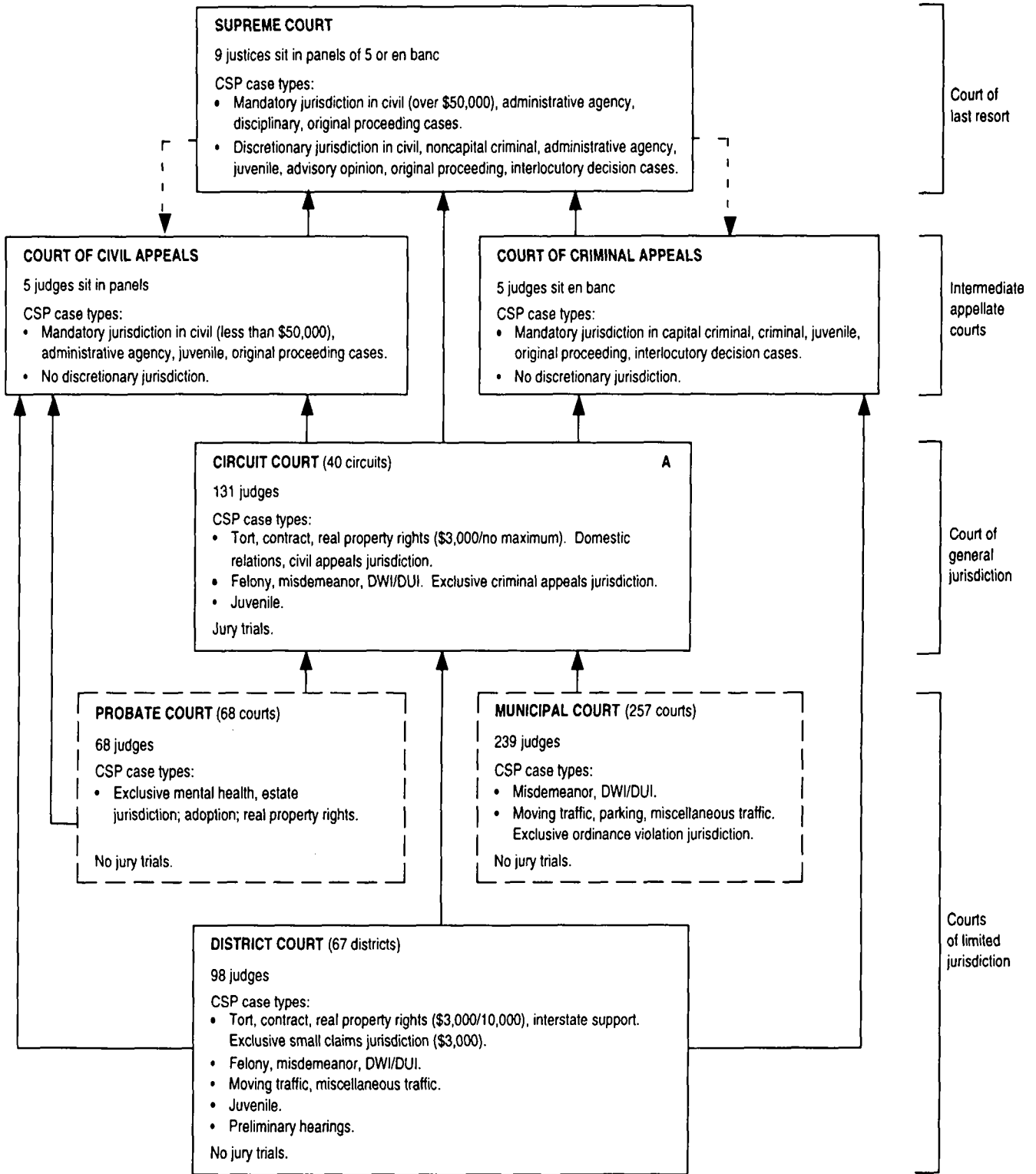
The number of justices or judges is sometimes stated as “FTE.” This represents “full-time equivalent” authorized judicial positions. “DWI/DUI” stands for “driving while intoxicated/driving under the influence.” The “SC” abbreviation stands for “small claims.” The dollar amount jurisdiction for civil cases is indicated in parentheses with a dollar sign. Where the small claims dollar amount jurisdiction is different, it is noted.

The court structure charts are convenient summaries. They do not substitute for the detailed descriptive material contained in the 47 tables of *State Court Organization, 1993*. Moreover, they are based on the Court Statistics Project’s terminology and categories. This means that a state may have established courts that are not included in these charts. Some states have courts of special jurisdiction to receive complaints on matters that are more typically directed to administrative boards and agencies. Since these courts adjudicate matters that do not fall within the Court Statistics Project case types, they are not included in the charts. The existence of such courts, however, is recognized in a footnote to the state’s court structure chart.

**STATE COURT STRUCTURE PROTOTYPE, 1996**

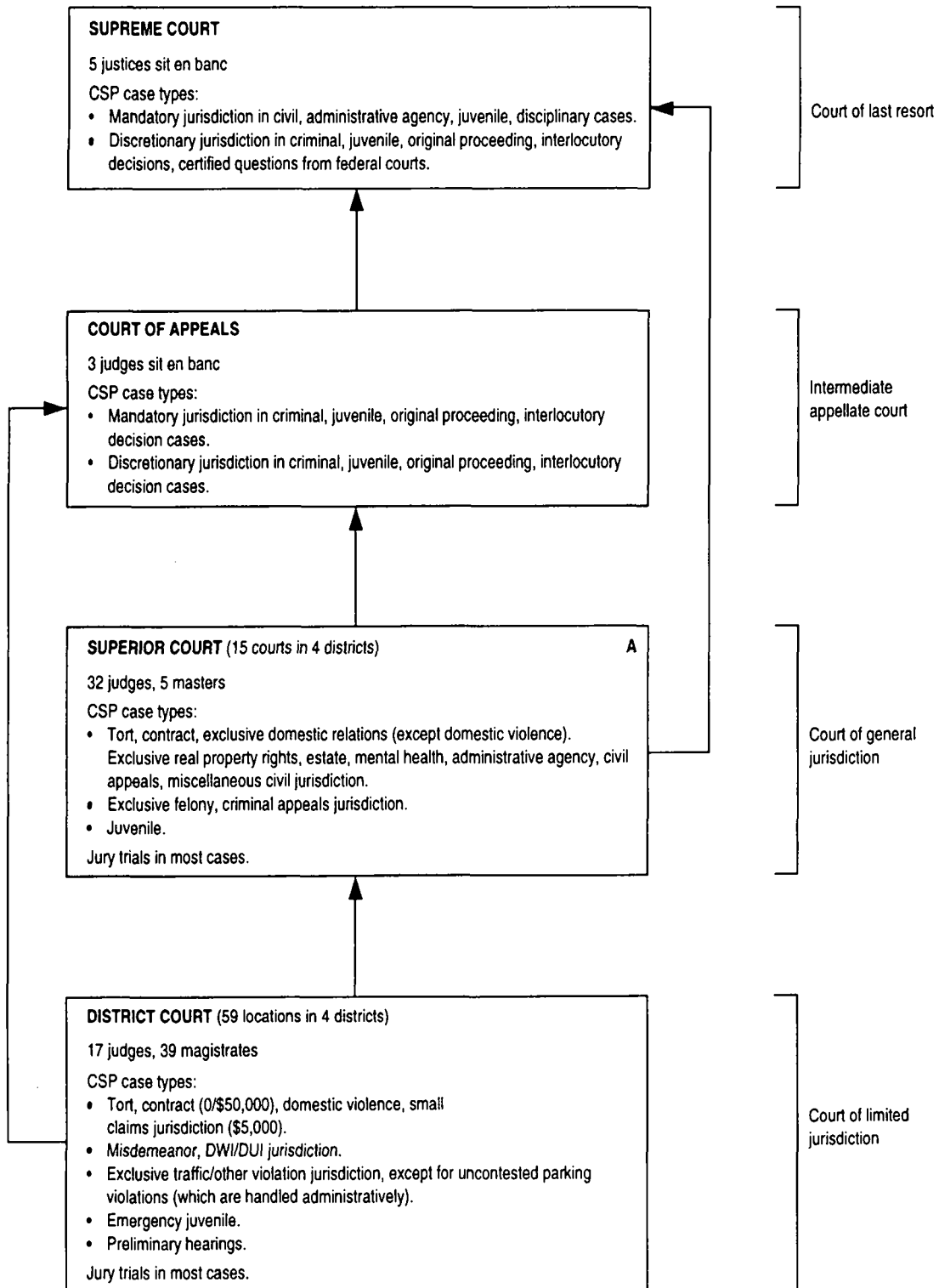


# ALABAMA COURT STRUCTURE, 1996

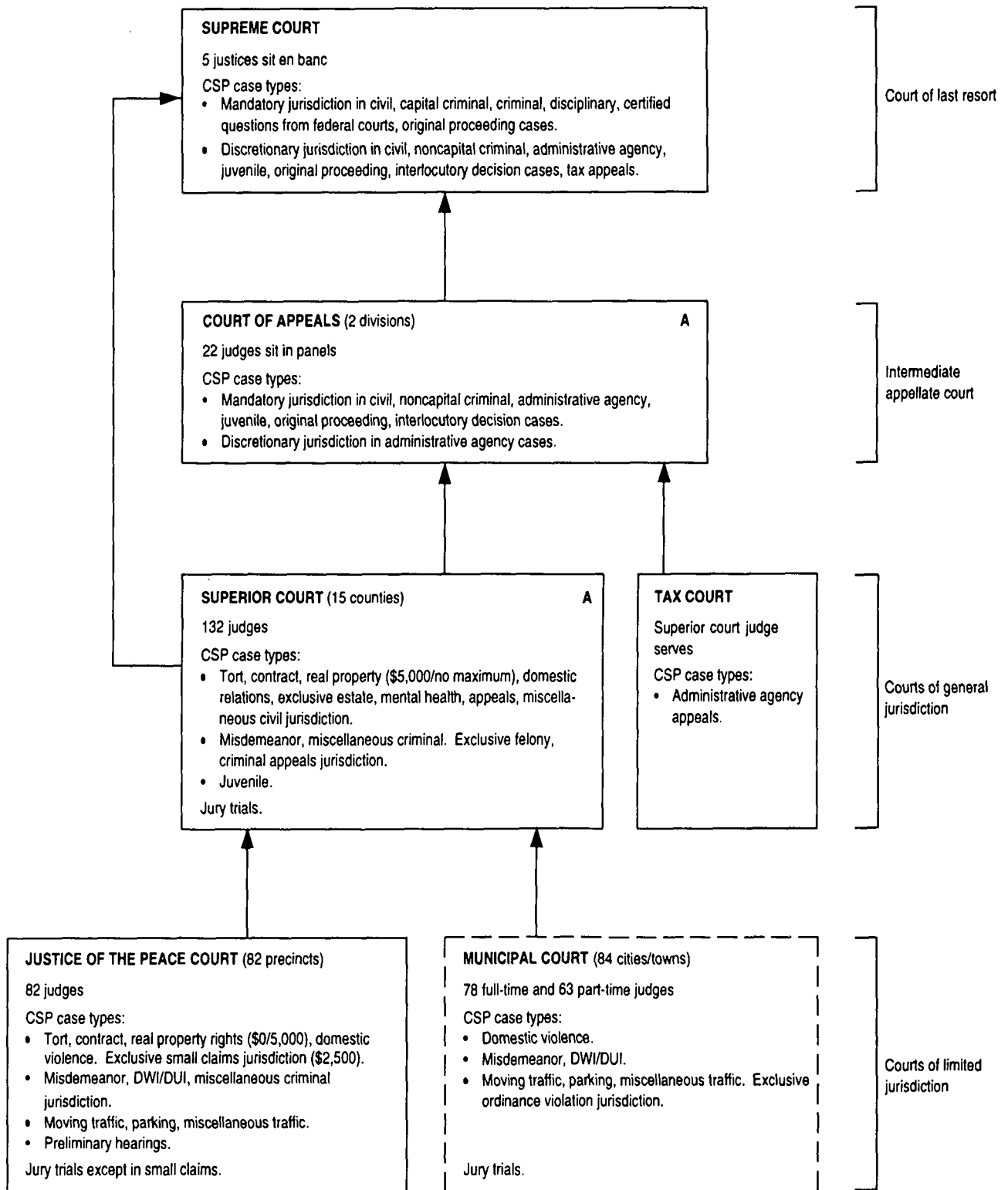


- - - Indicates assignment of cases.

## ALASKA COURT STRUCTURE, 1996



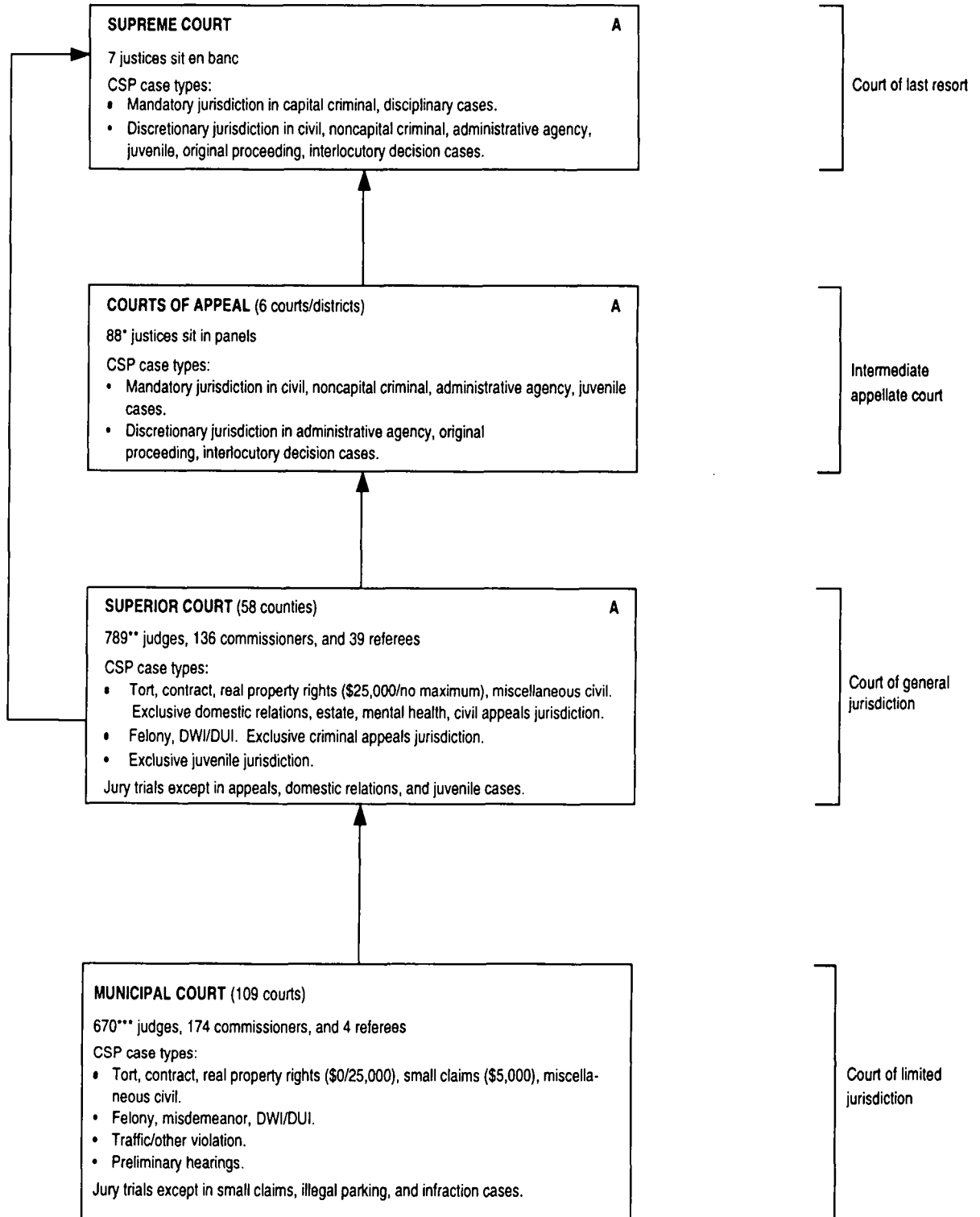
## ARIZONA COURT STRUCTURE, 1996







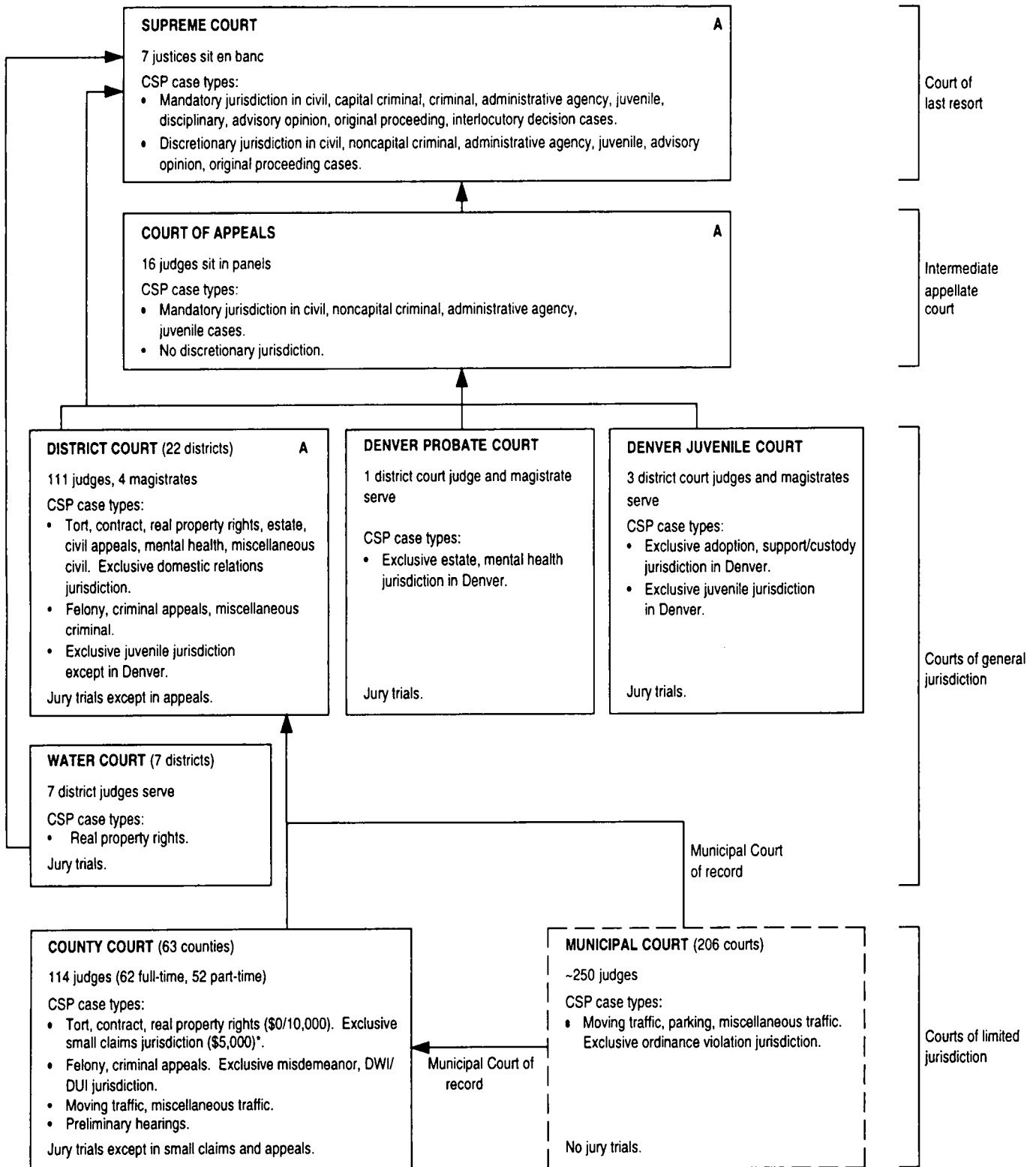
## CALIFORNIA COURT STRUCTURE, 1996



Note: California Justice Courts were consolidated with Municipal Courts effective January 1, 1995. Counties with one Justice Court renamed the court Municipal Court, while those with several courts consolidated.

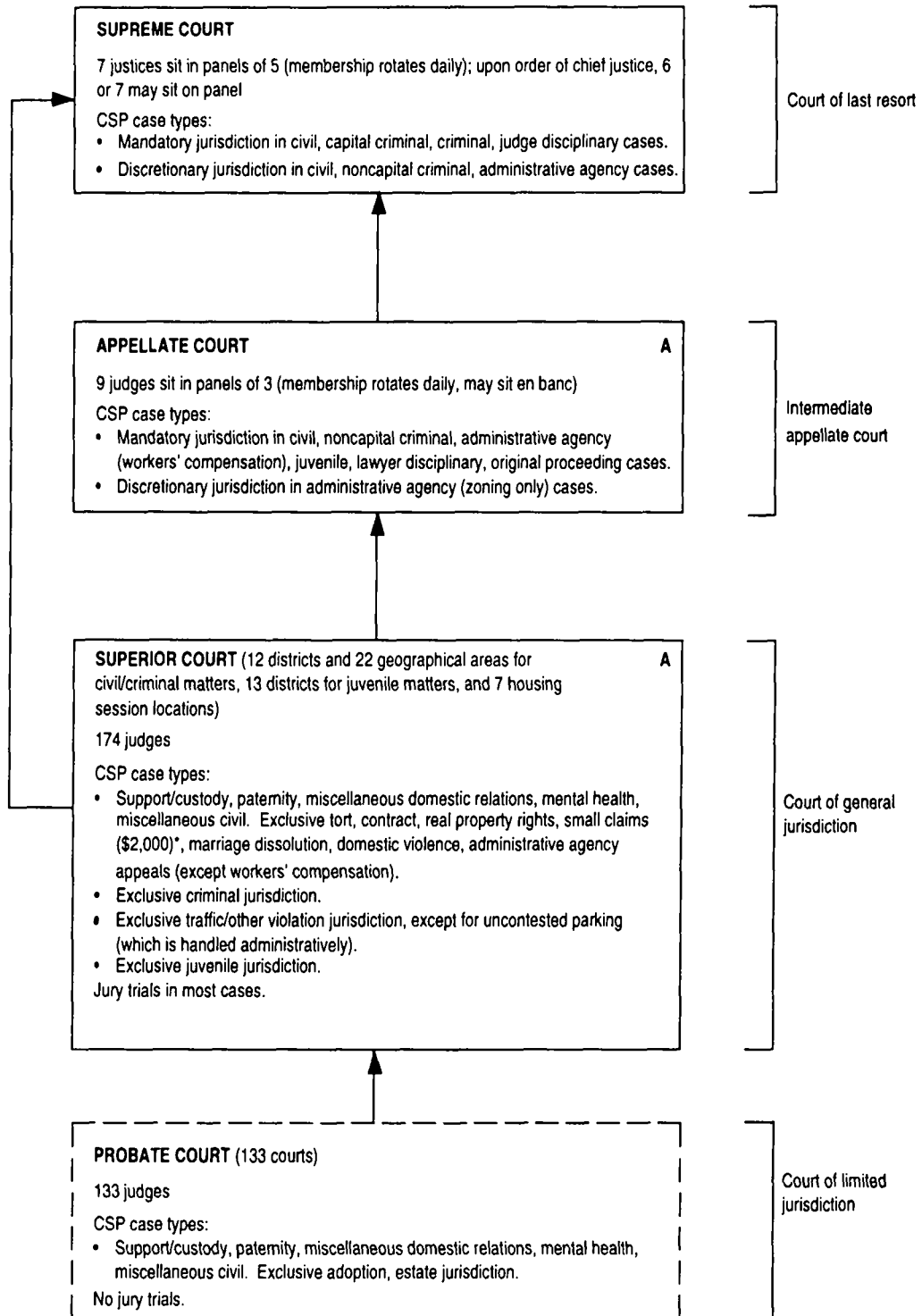
- \* Increases to 93 on January 1, 1997.
- \*\* Increases to 804 on January 1, 1997.
- \*\*\* Increases to 676 on January 1, 1997.

## COLORADO COURT STRUCTURE, 1996



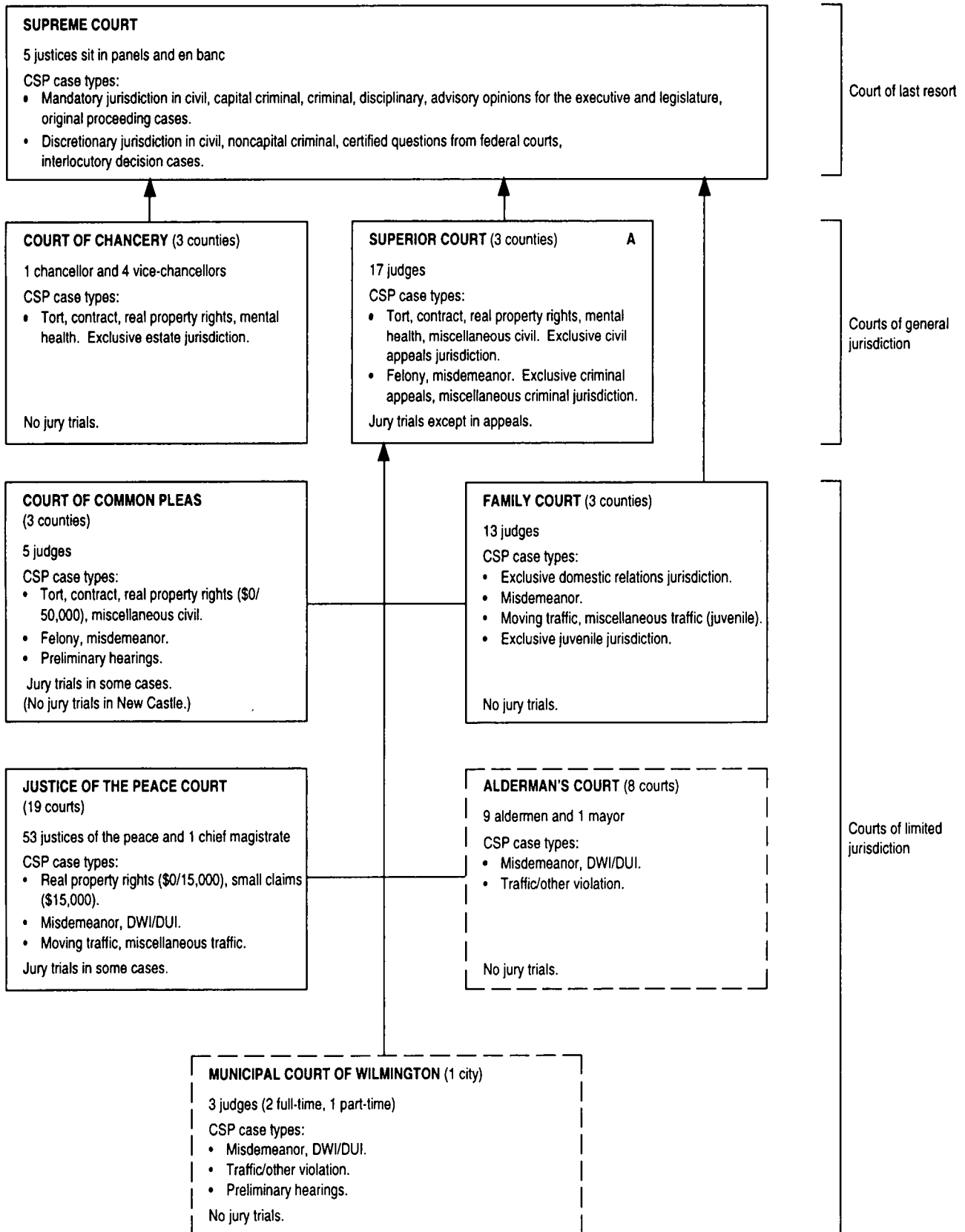
\* Increased to \$5,000 (from \$3,500) effective January 1, 1996.

## CONNECTICUT COURT STRUCTURE, 1996

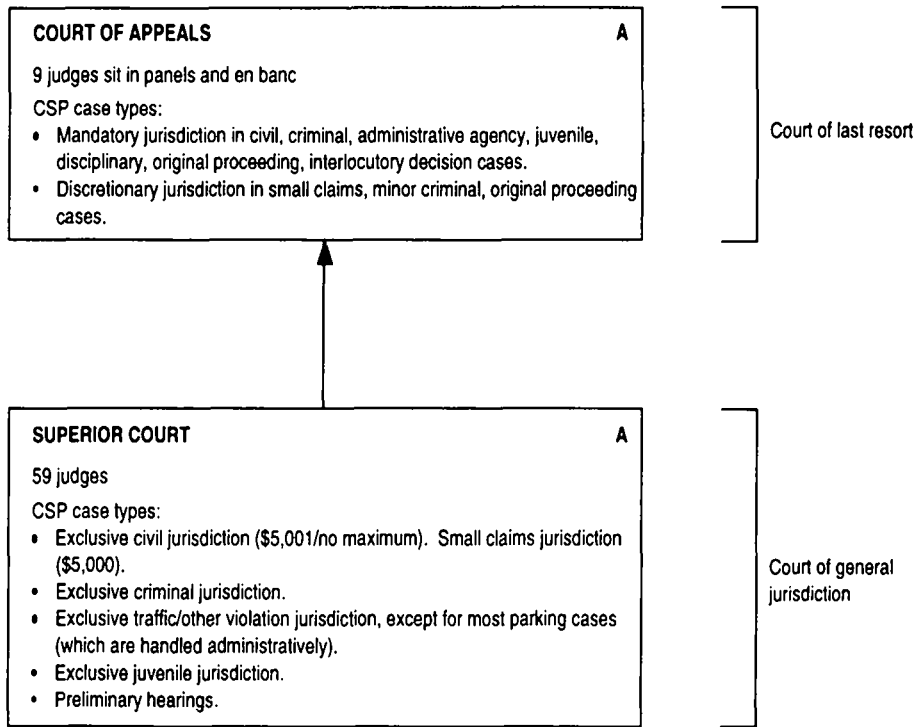


\* Increased to \$2,500 effective October 1, 1995.

## DELAWARE COURT STRUCTURE, 1996

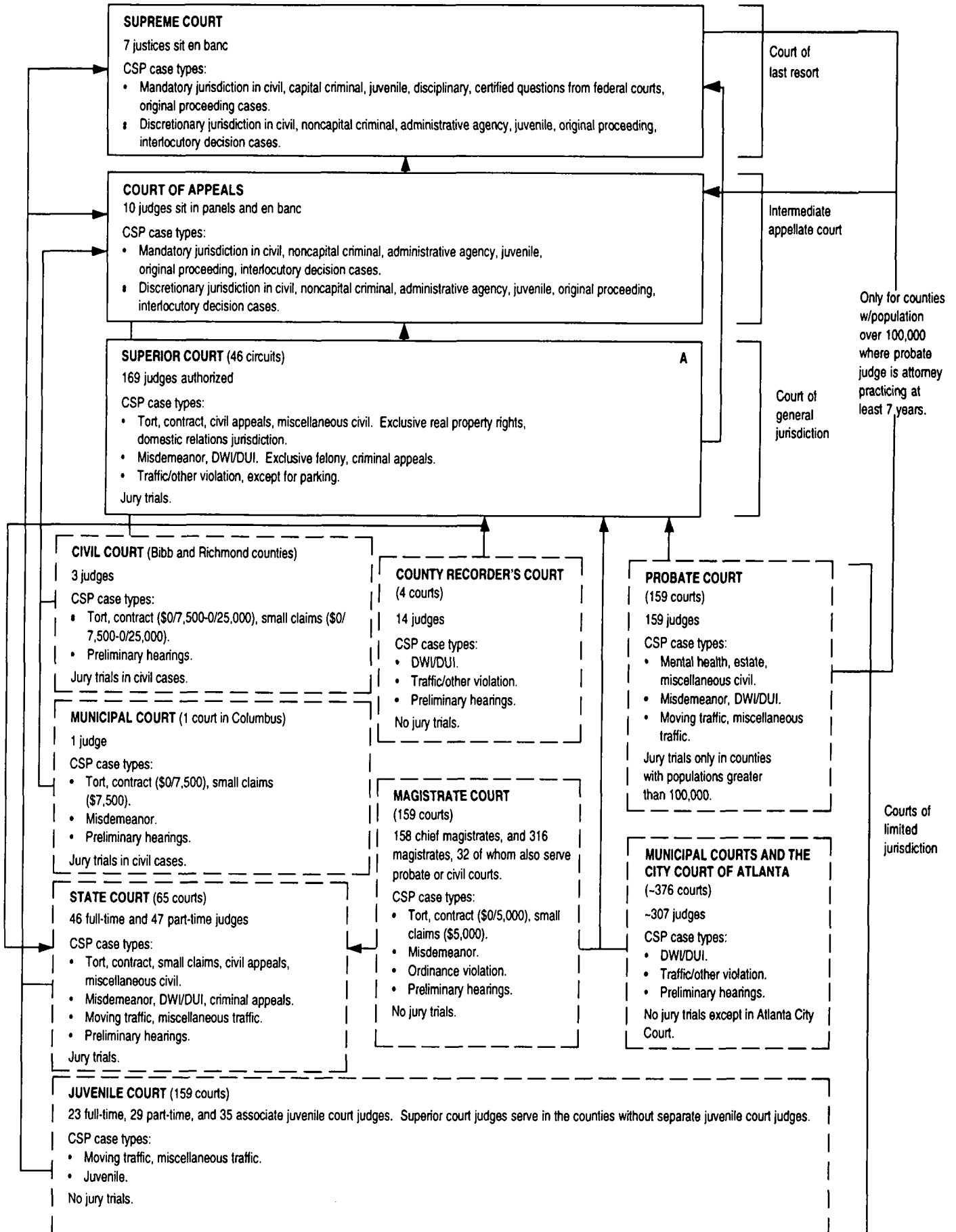


# DISTRICT OF COLUMBIA COURT STRUCTURE, 1996

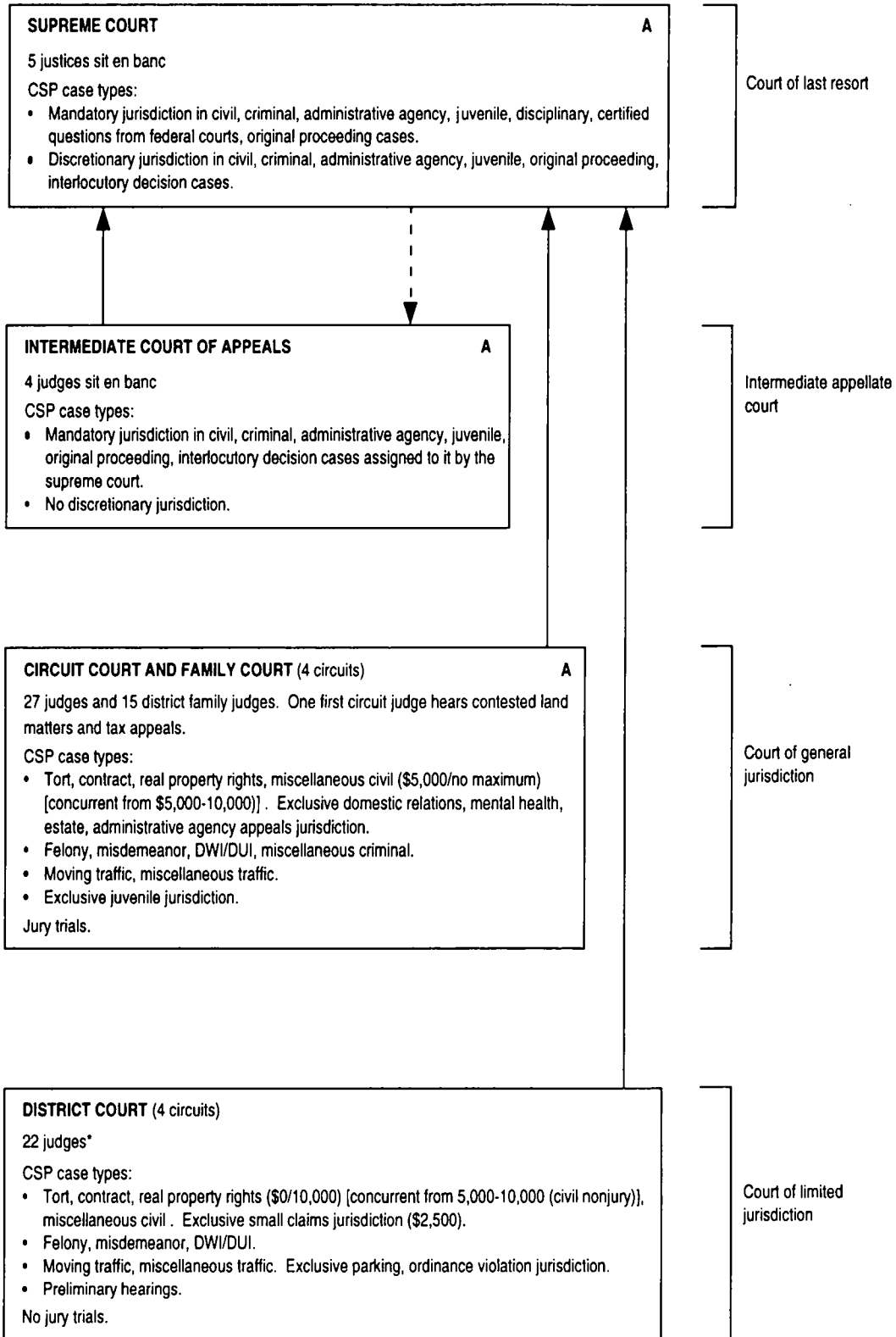




# GEORGIA COURT STRUCTURE, 1996



## HAWAII COURT STRUCTURE, 1996

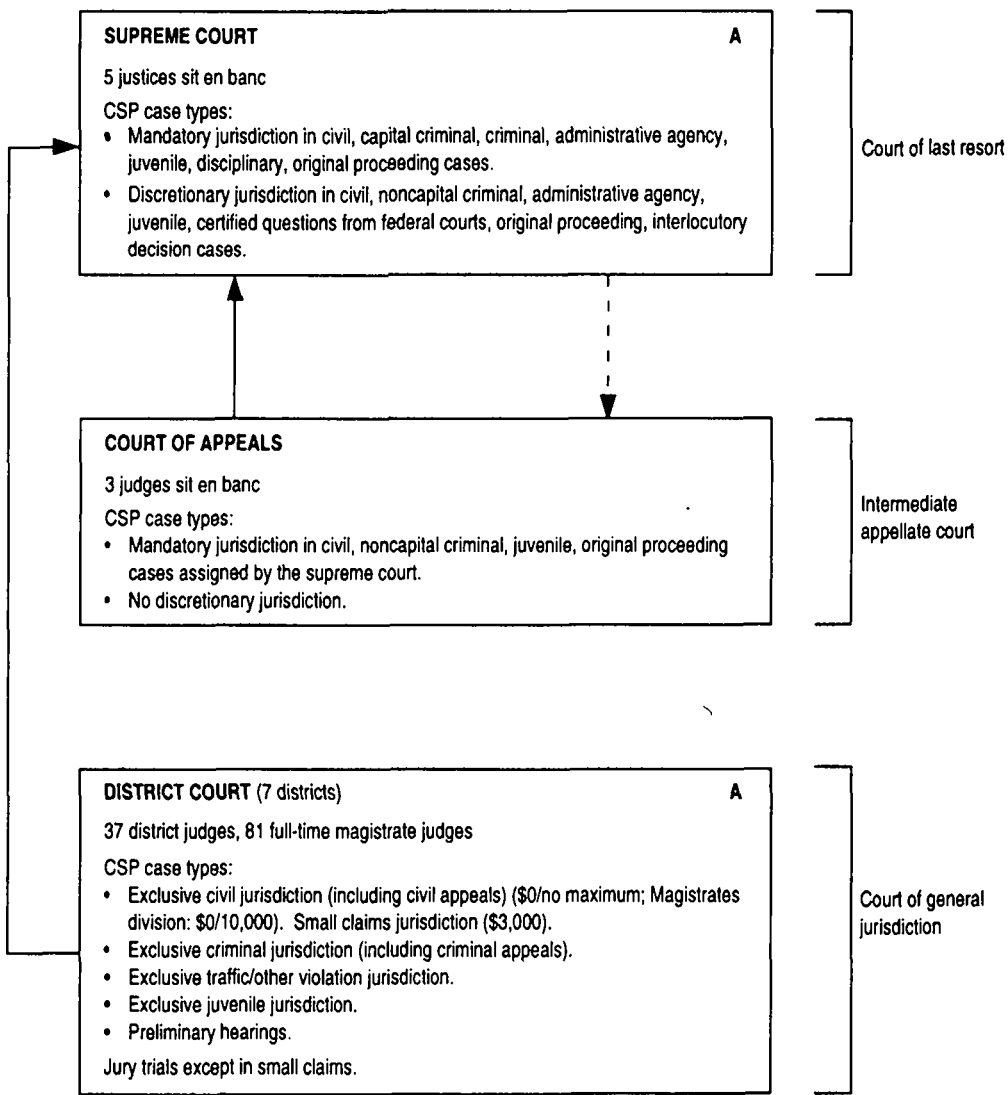


— — Indicates assignment of cases.

\* Excludes per diem judges.

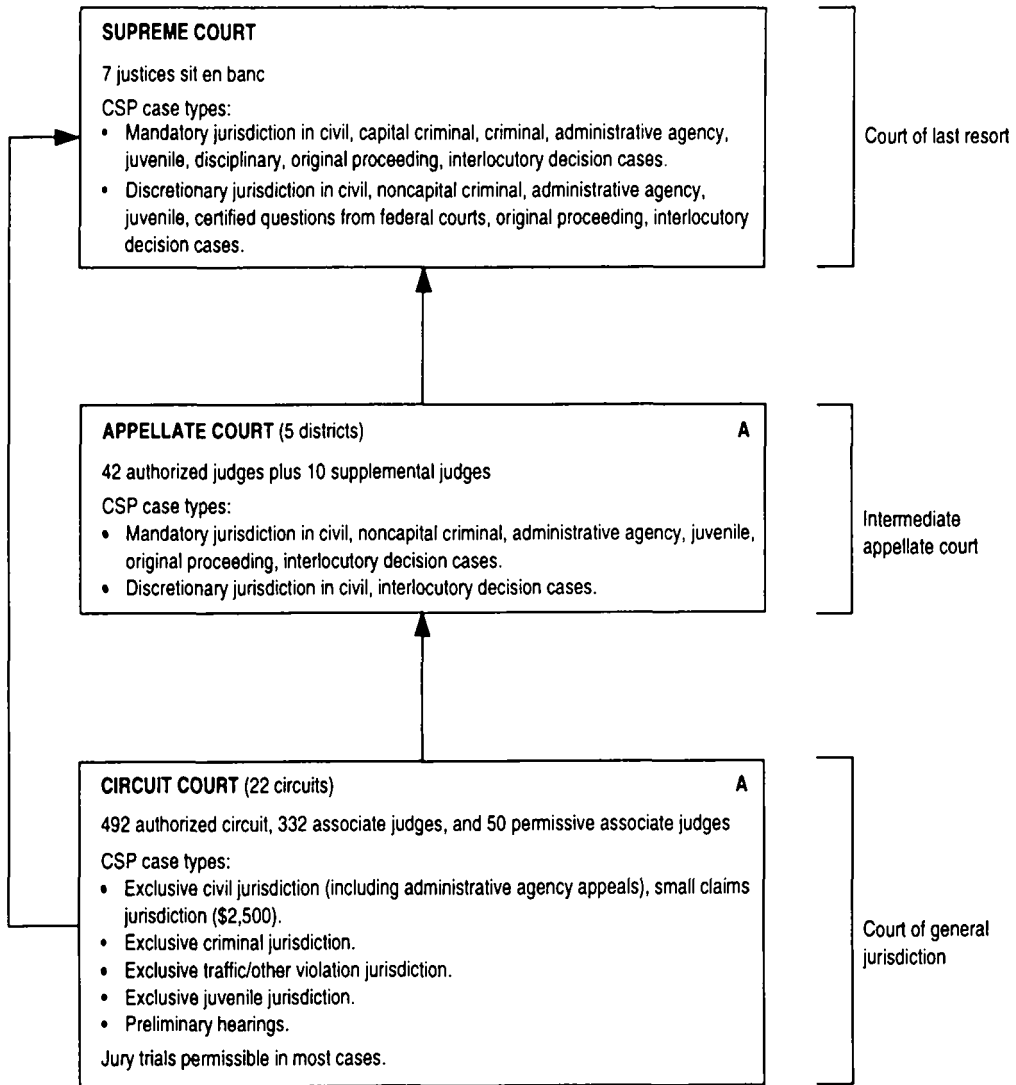


## IDAHO COURT STRUCTURE, 1996

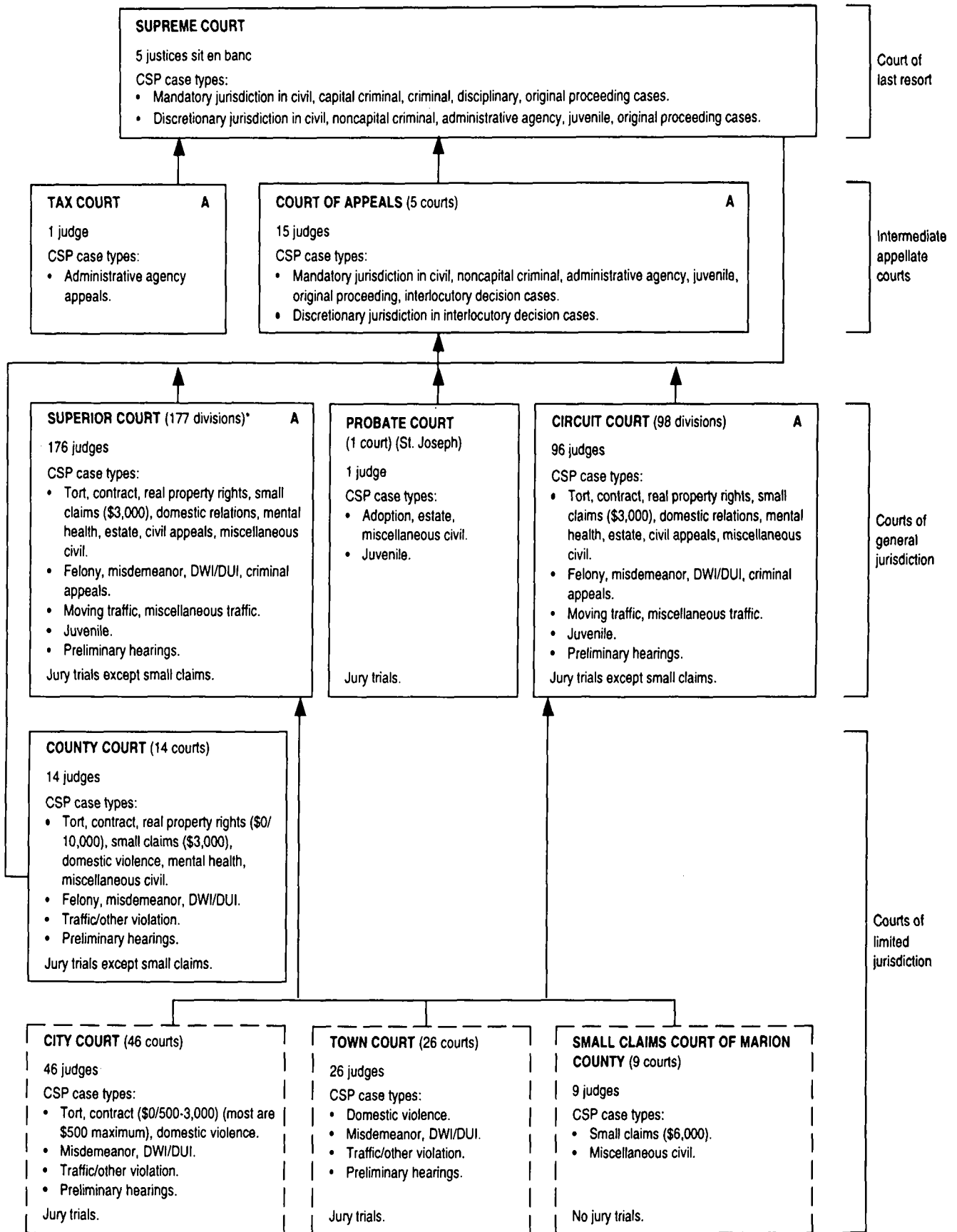


-- Indicates assignment of cases.

## ILLINOIS COURT STRUCTURE, 1996

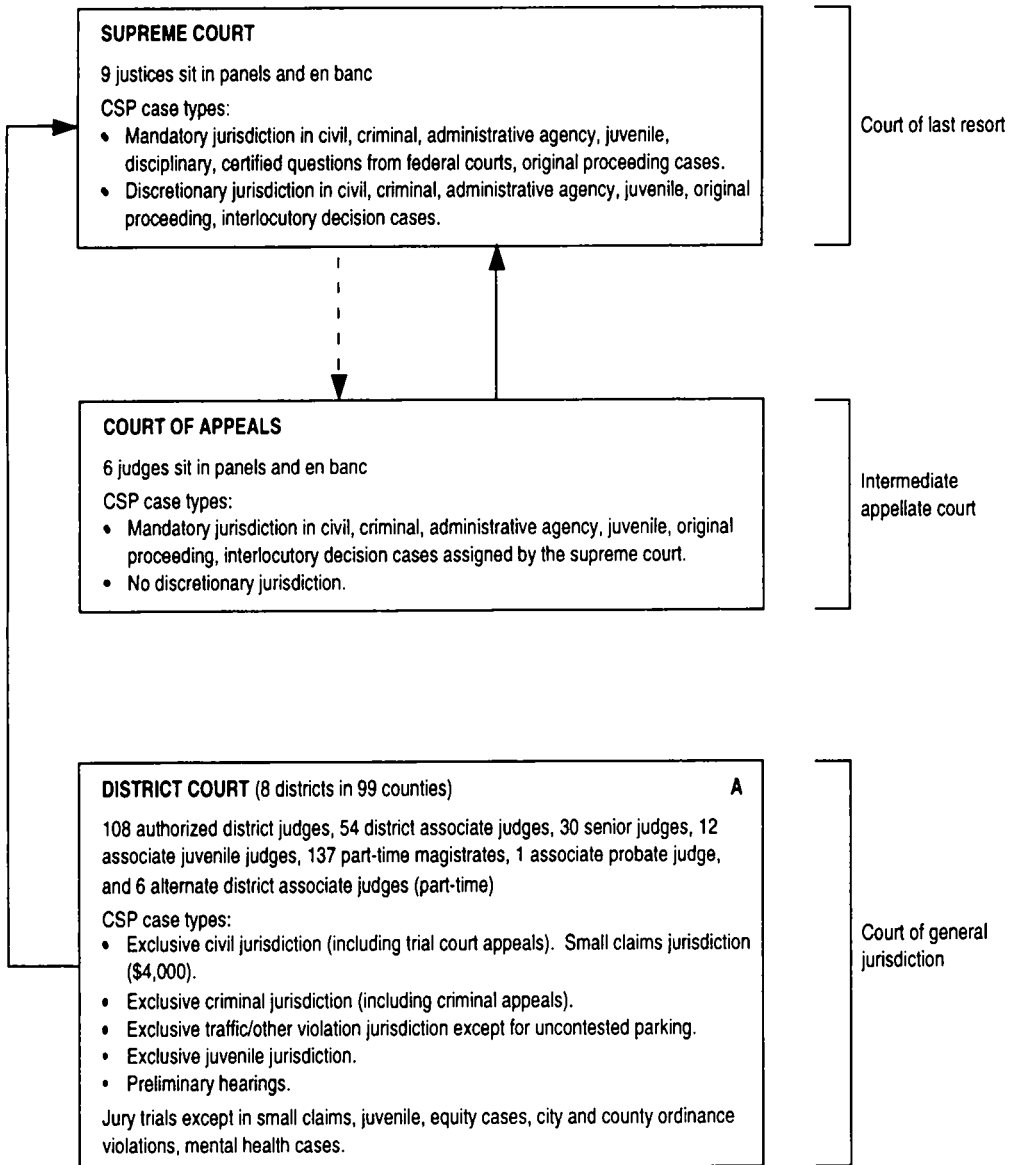


## INDIANA COURT STRUCTURE, 1996



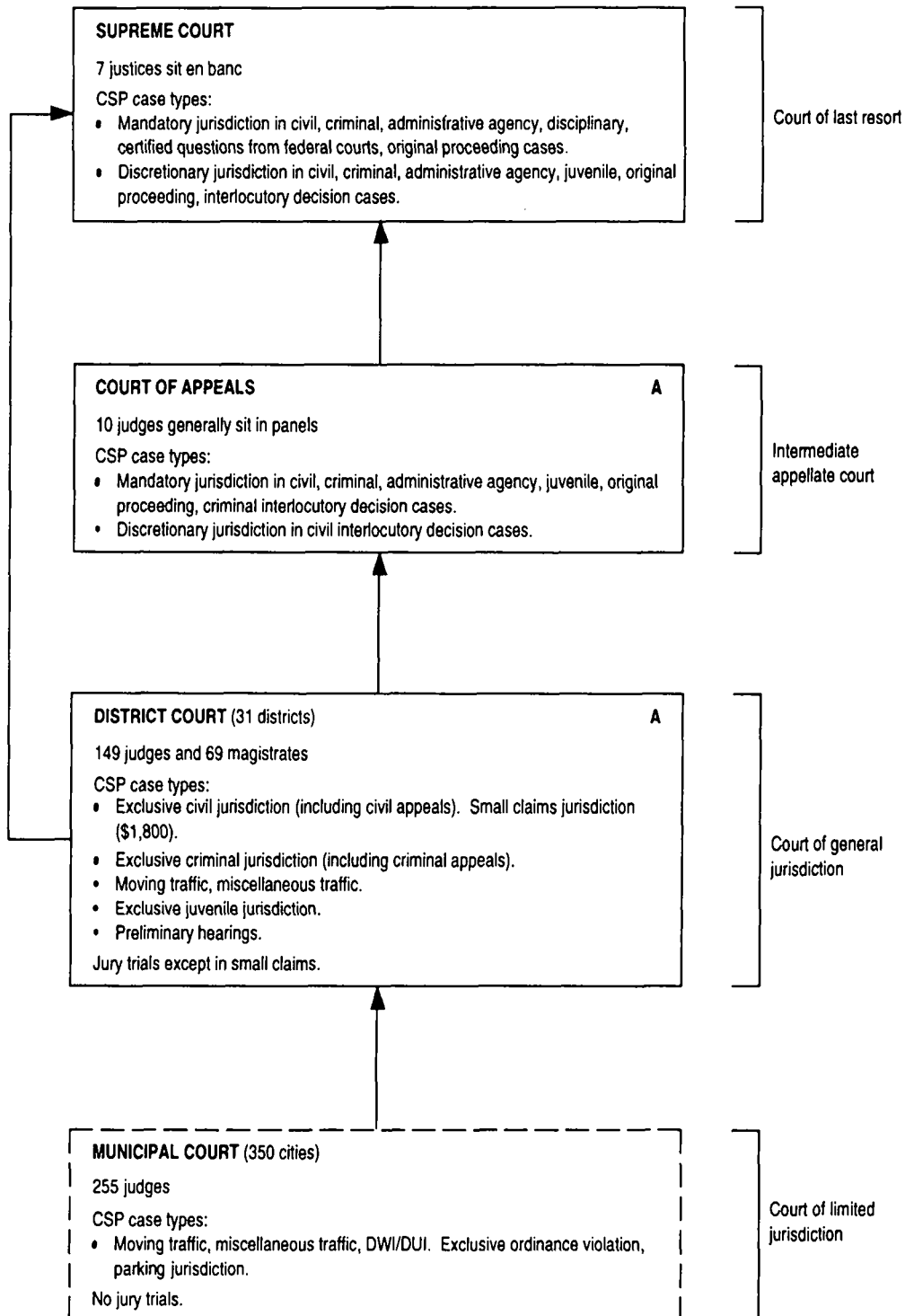
\* Effective January 1, 1996, all Municipal Courts became Superior Courts.

## IOWA COURT STRUCTURE, 1996

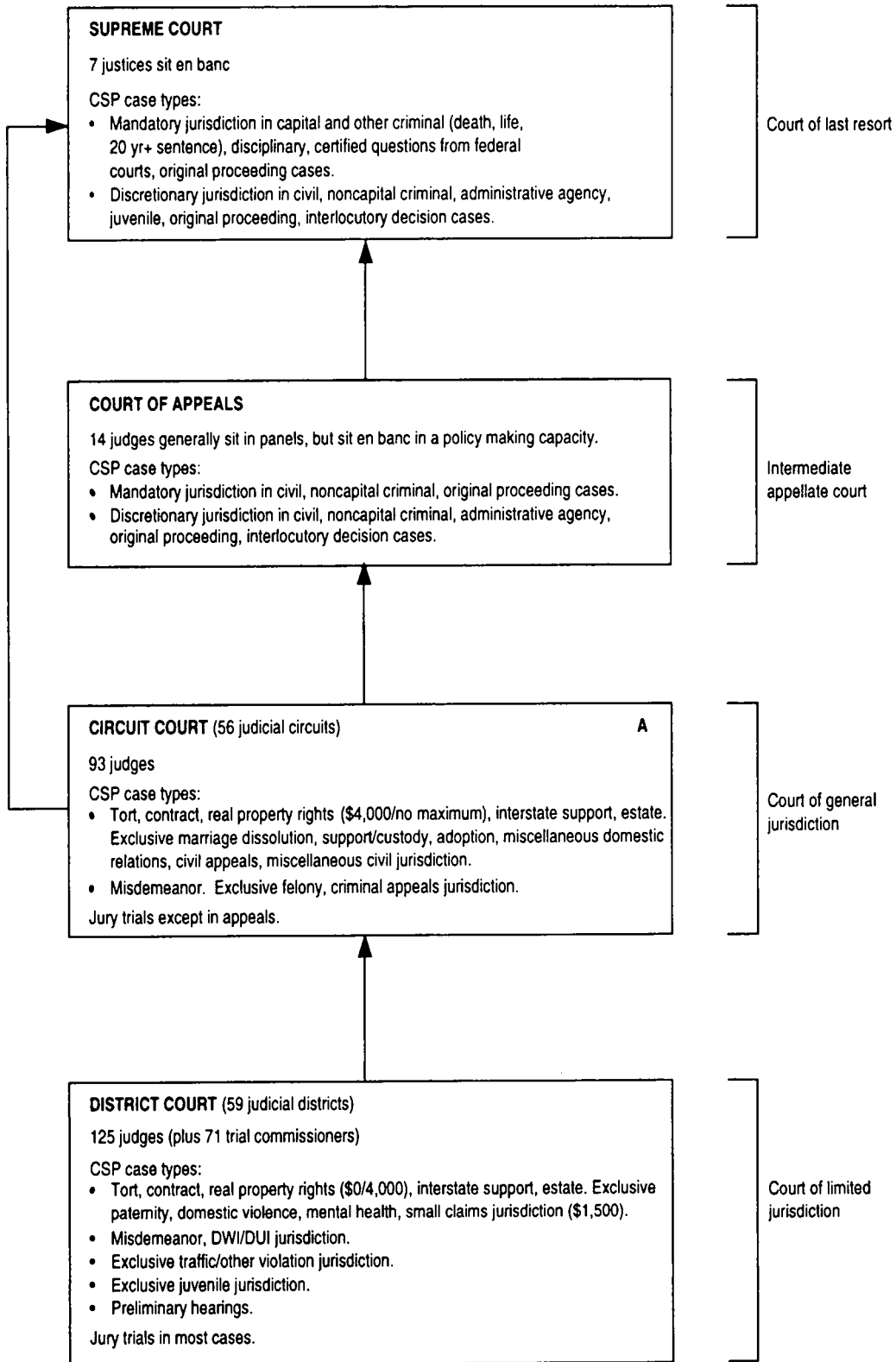


-- Indicates assignment of cases.

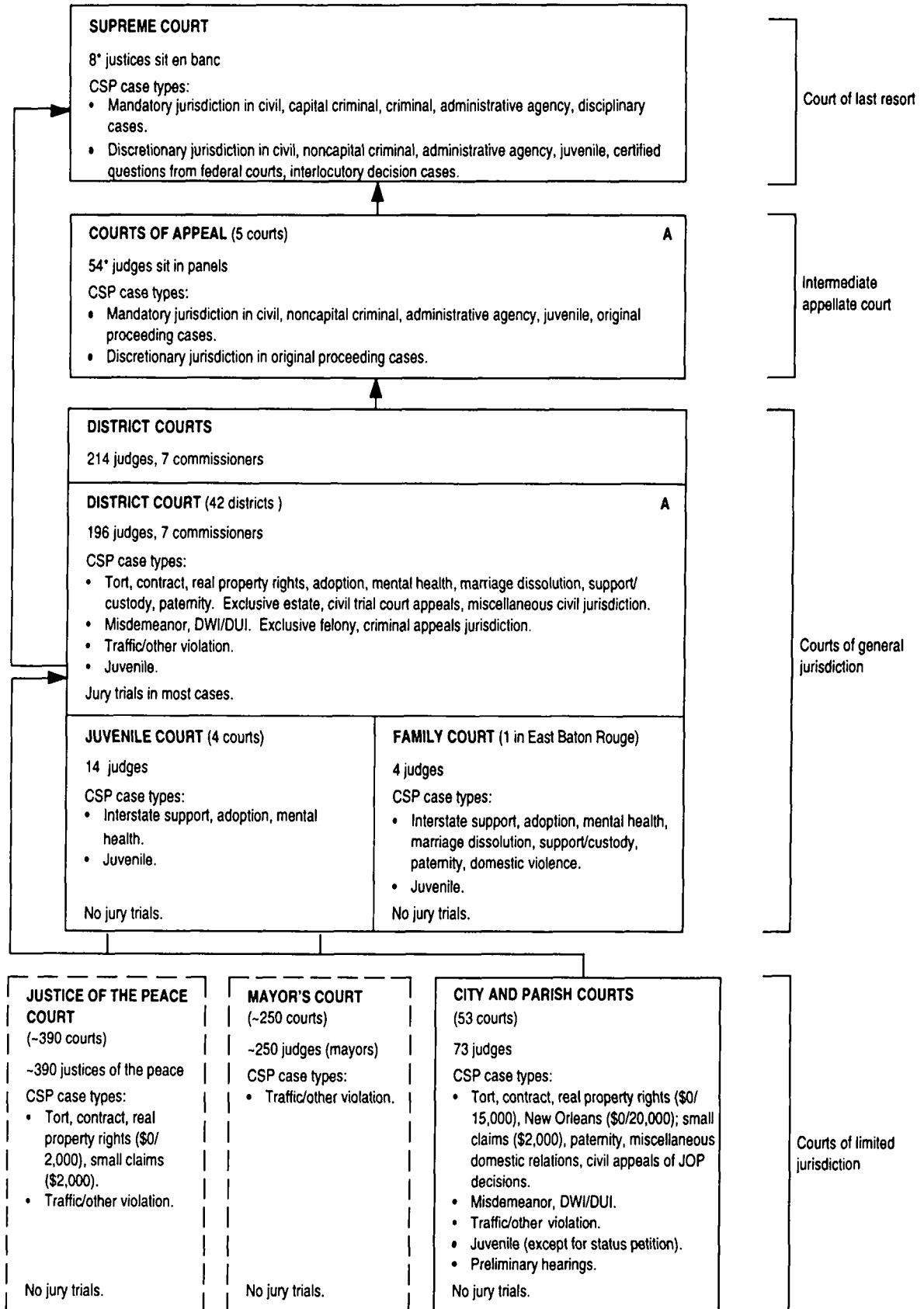
## KANSAS COURT STRUCTURE, 1996



## KENTUCKY COURT STRUCTURE, 1996

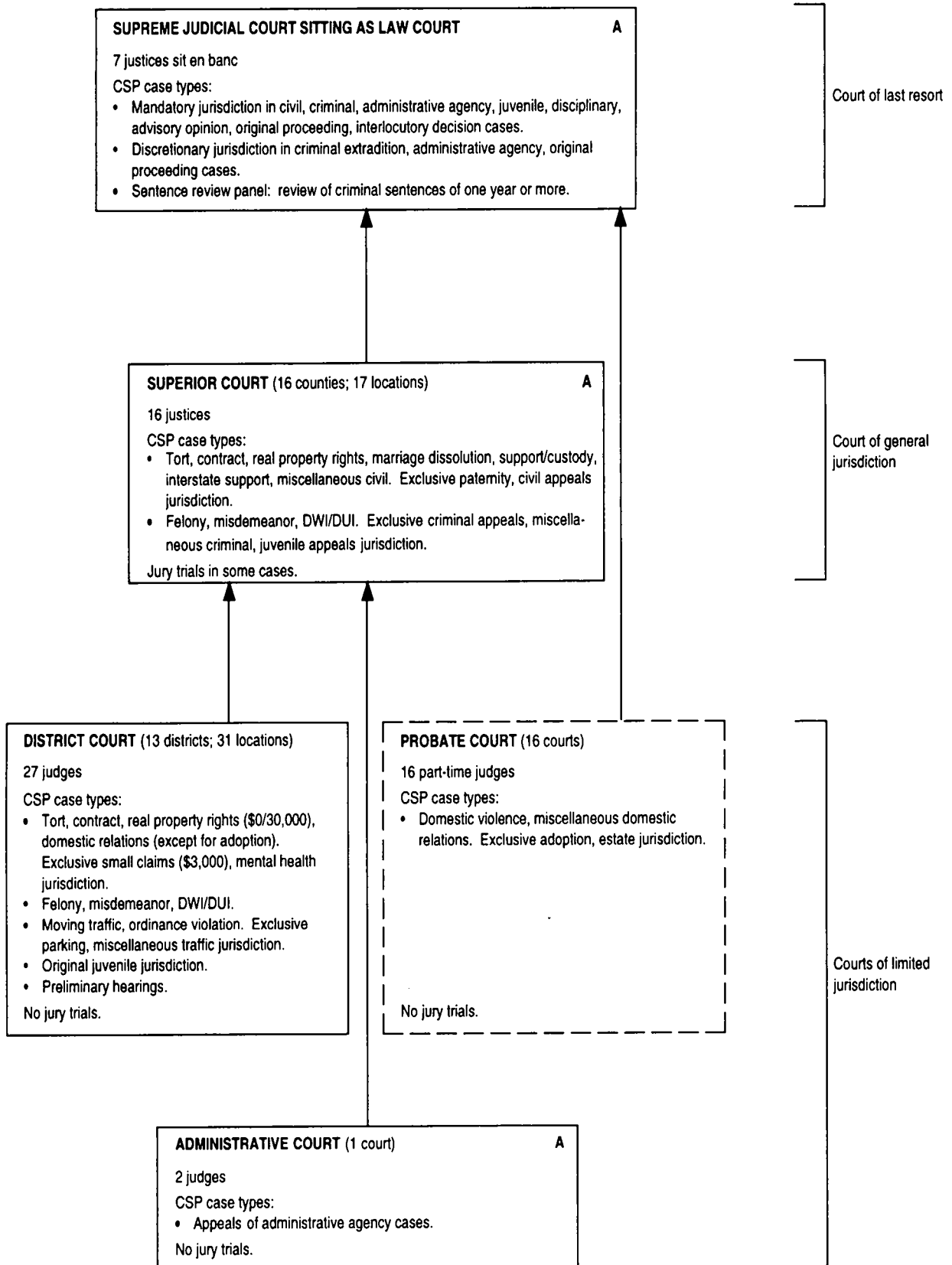


## LOUISIANA COURT STRUCTURE, 1996



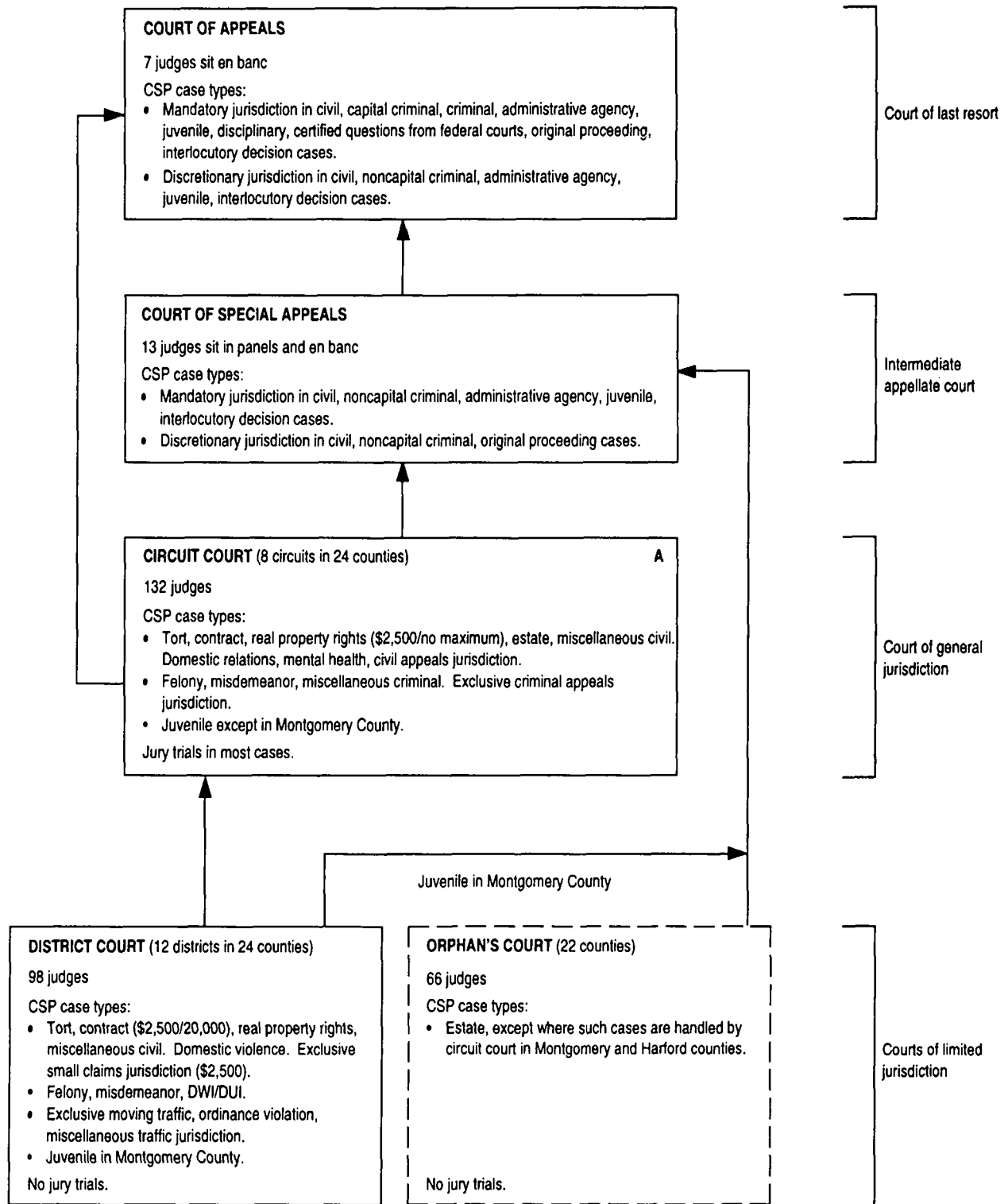
\* Supreme court has 7 elected justices and 1 justice assigned from the courts of appeal. The assigned judge would bring the number of courts of appeal judges to 55. (This assignment is by state statute.)

# MAINE COURT STRUCTURE, 1996

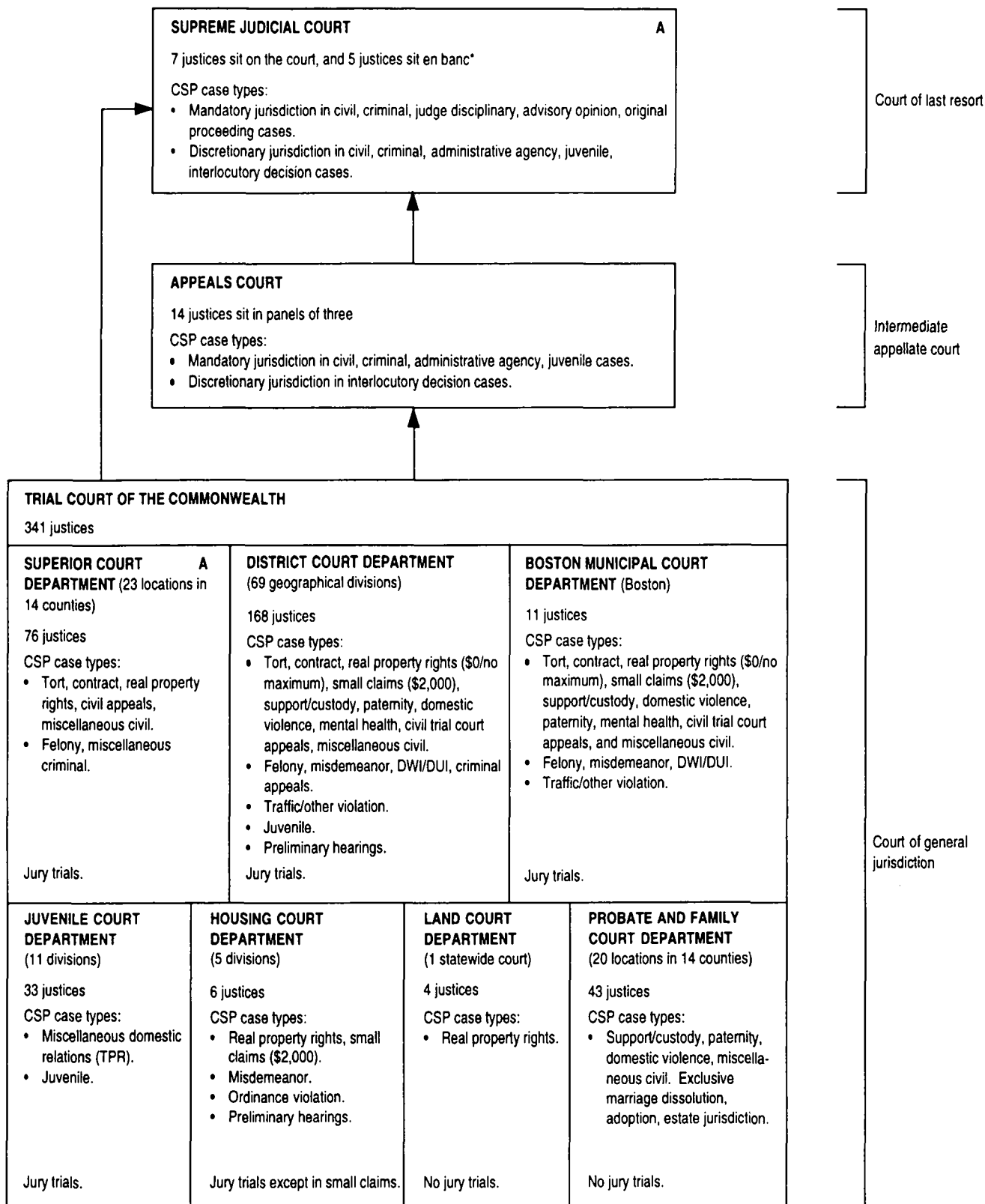




## MARYLAND COURT STRUCTURE, 1996

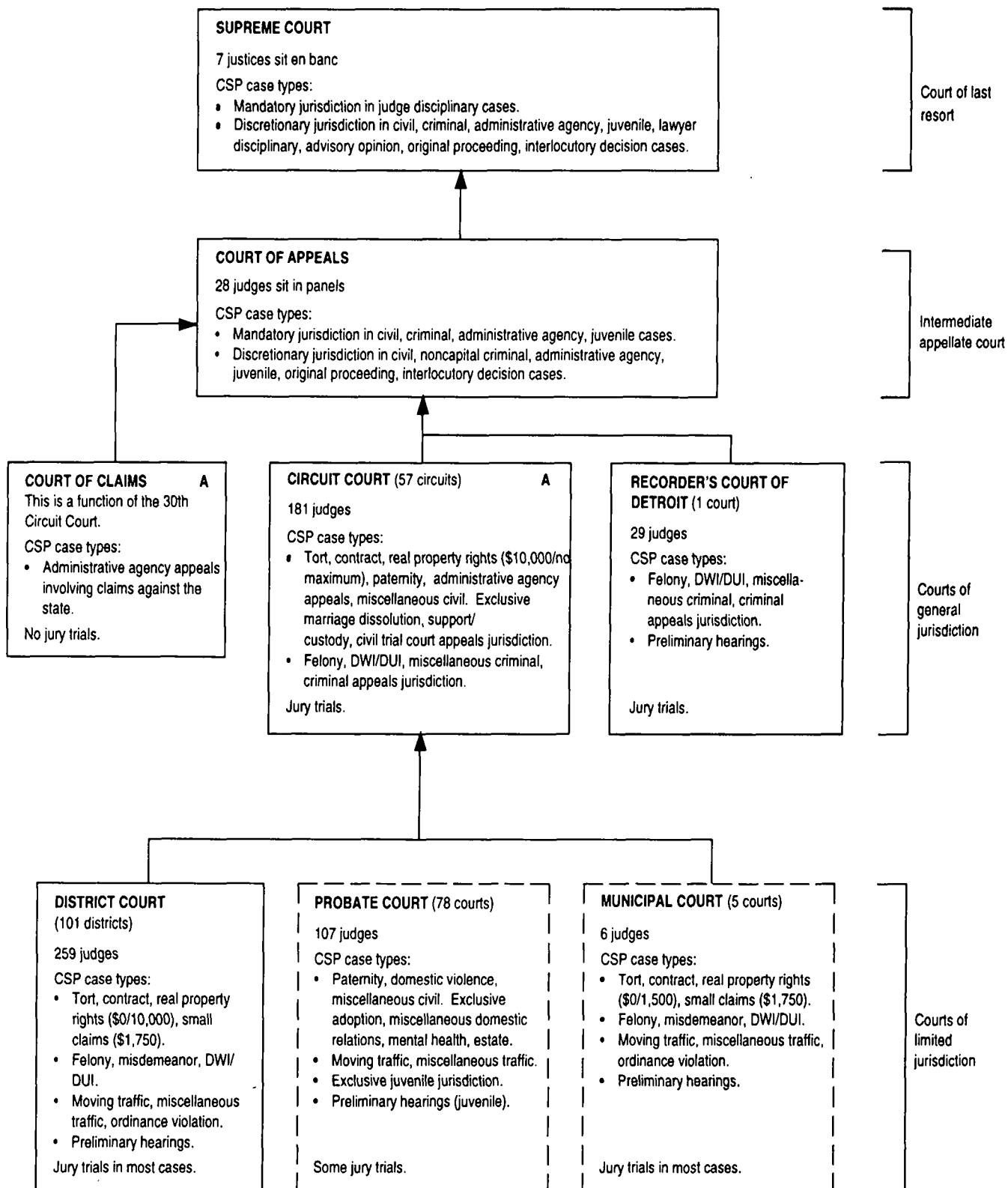


## MASSACHUSETTS COURT STRUCTURE, 1996

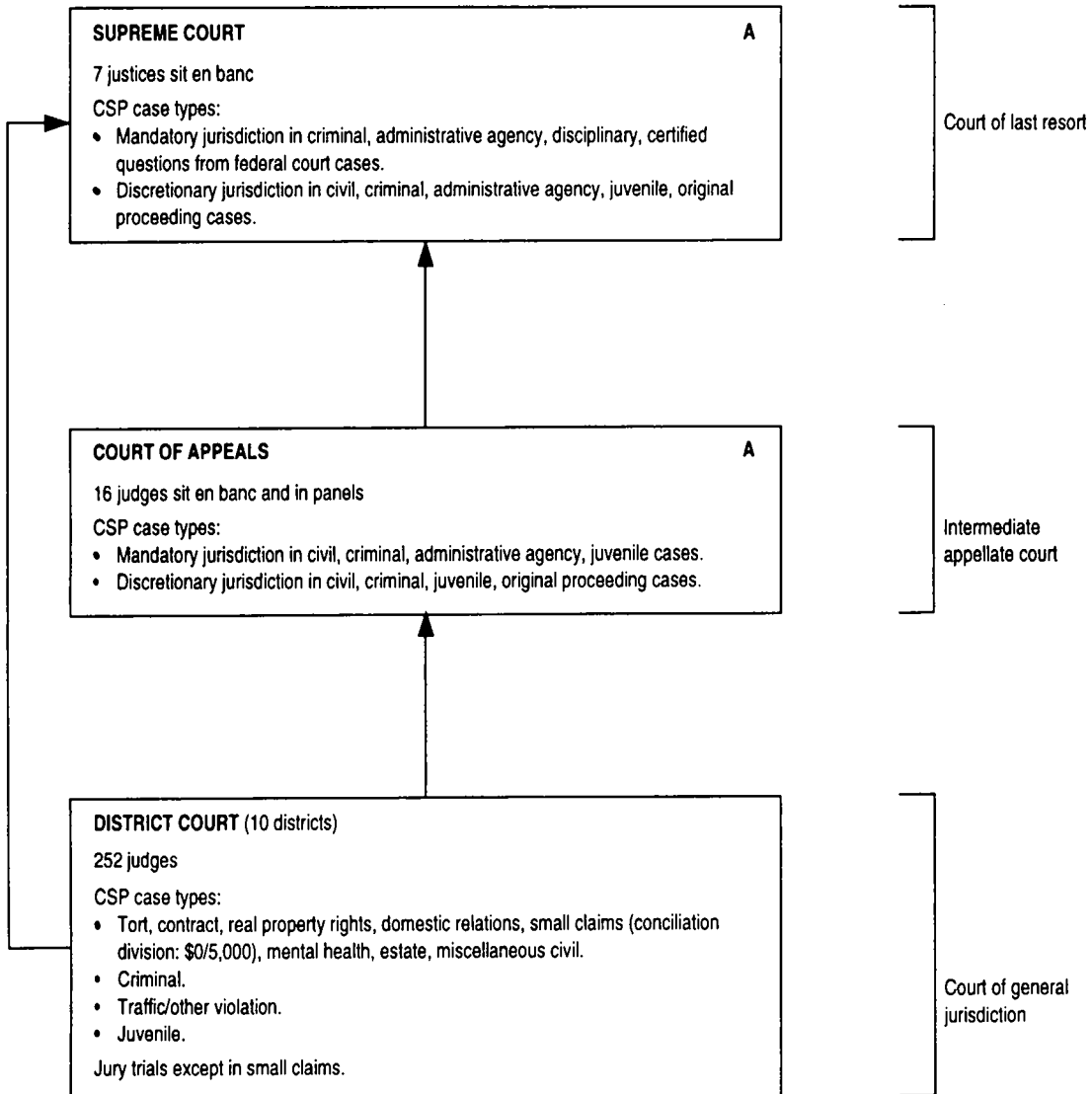


\* The justices also sit individually in the "single justice" side of the court, on a rotating basis.

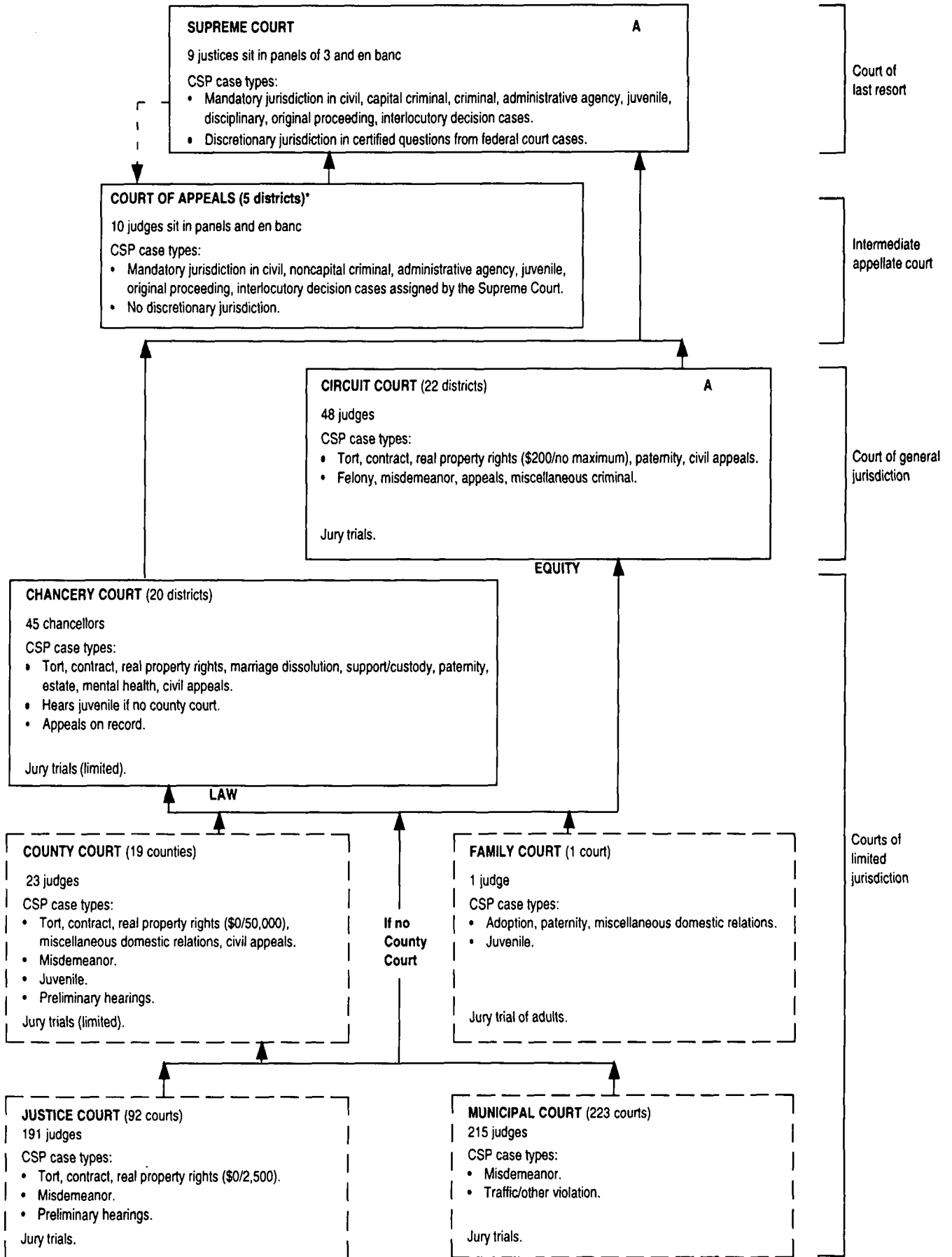
## MICHIGAN COURT STRUCTURE, 1996



# MINNESOTA COURT STRUCTURE, 1996



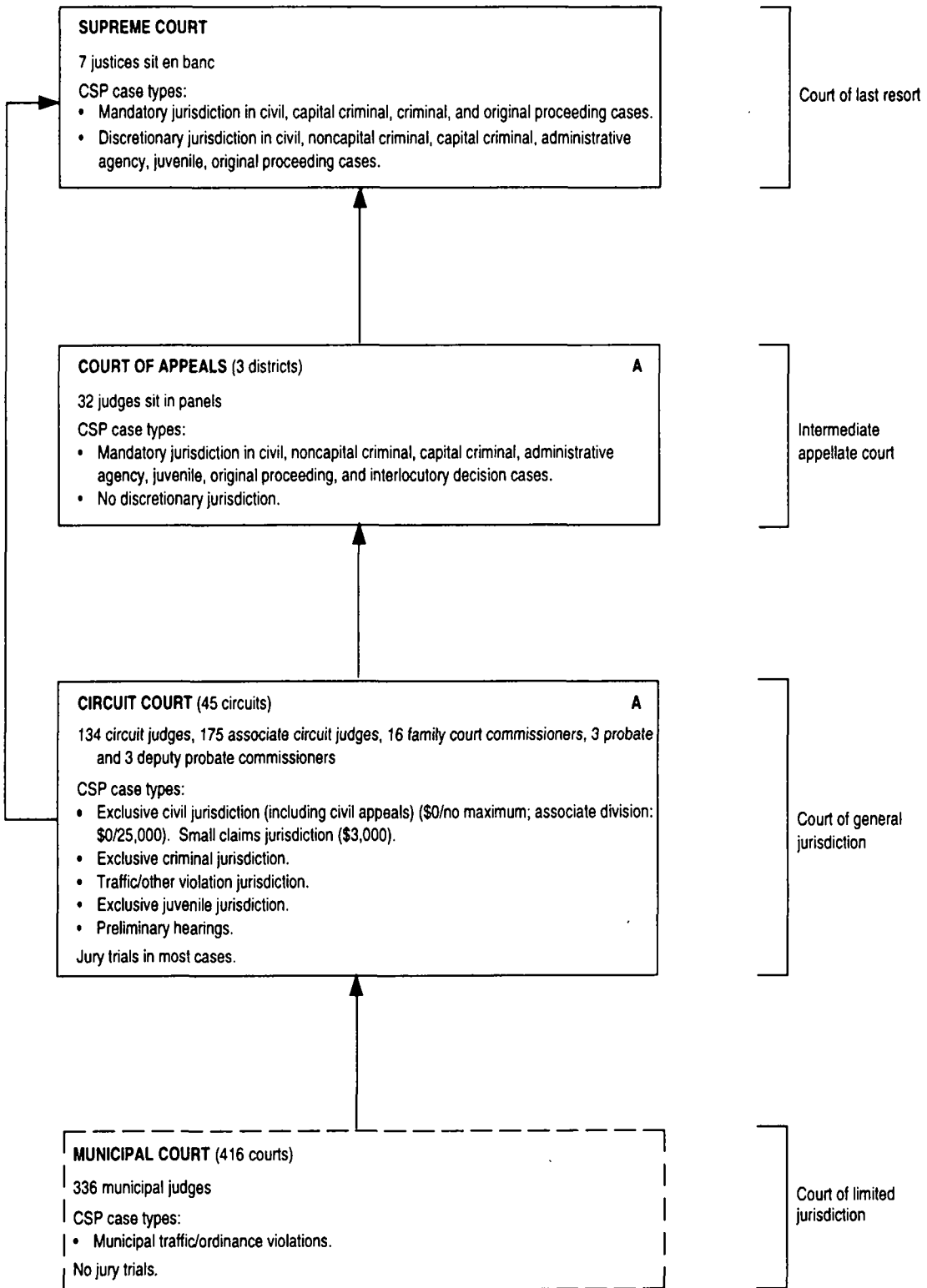
## MISSISSIPPI COURT STRUCTURE, 1996



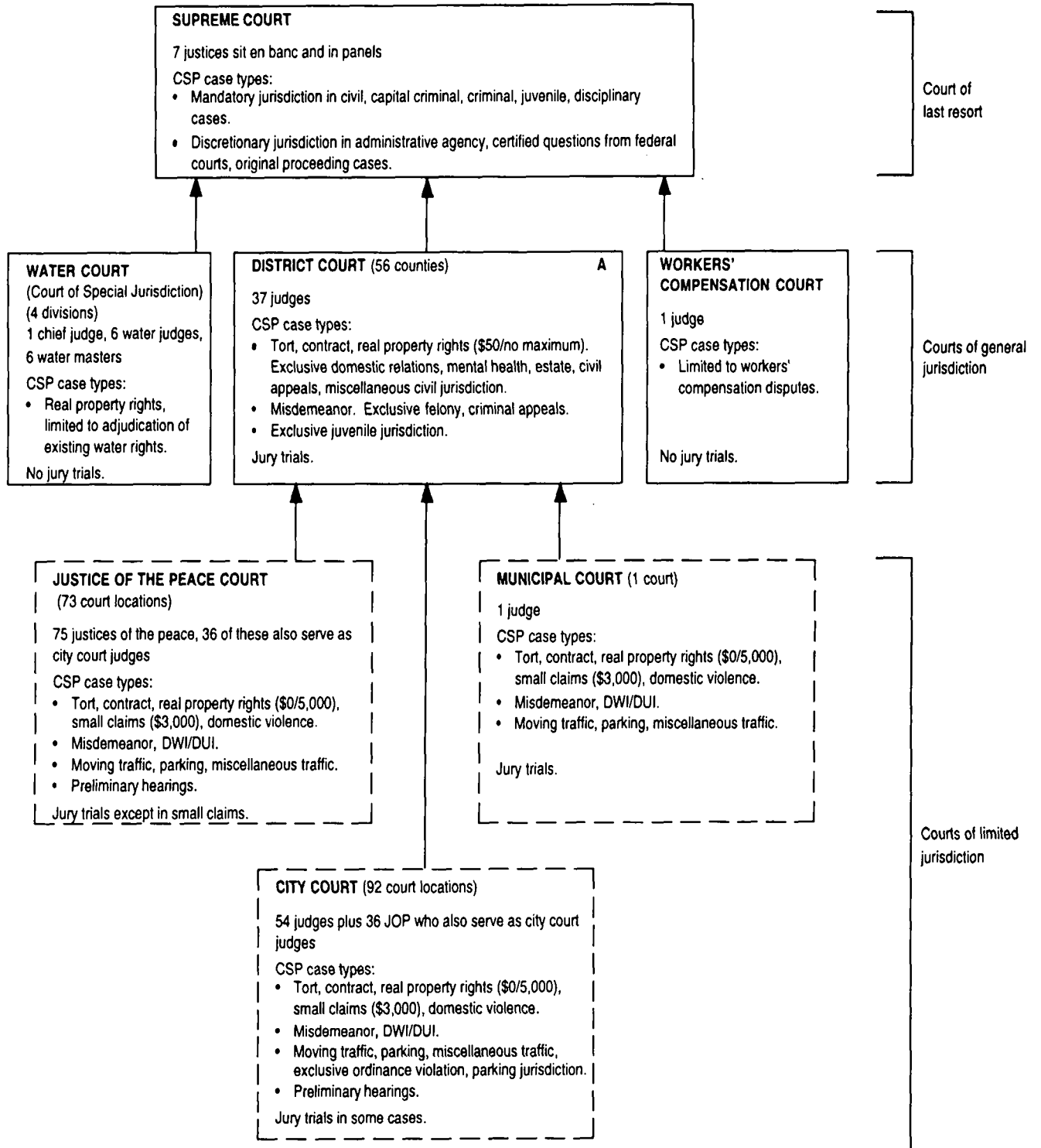
- - - Indicates assignment of cases.

\* The Court of Appeals became operational in January of 1995.

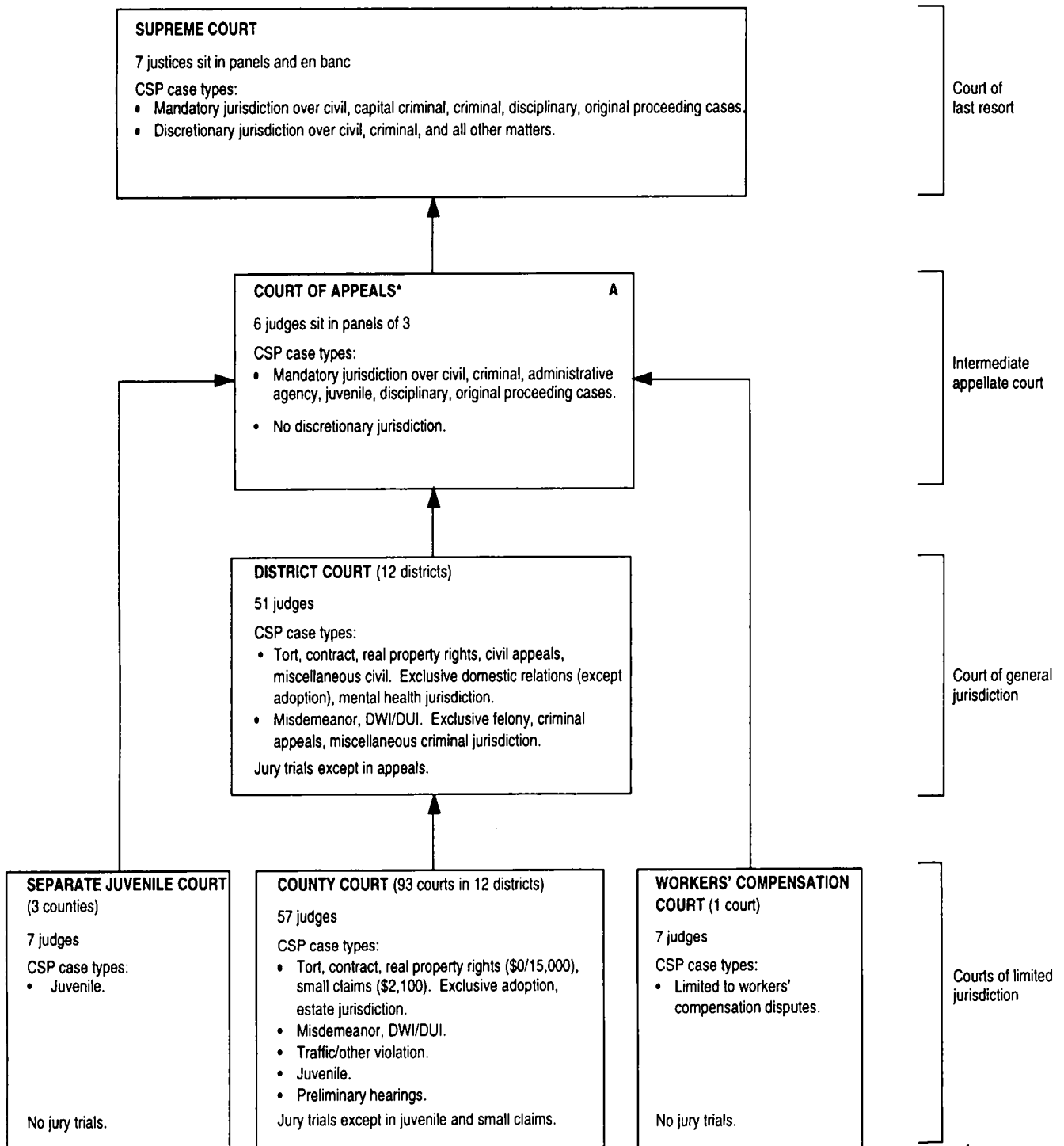
## MISSOURI COURT STRUCTURE, 1996



## MONTANA COURT STRUCTURE, 1996



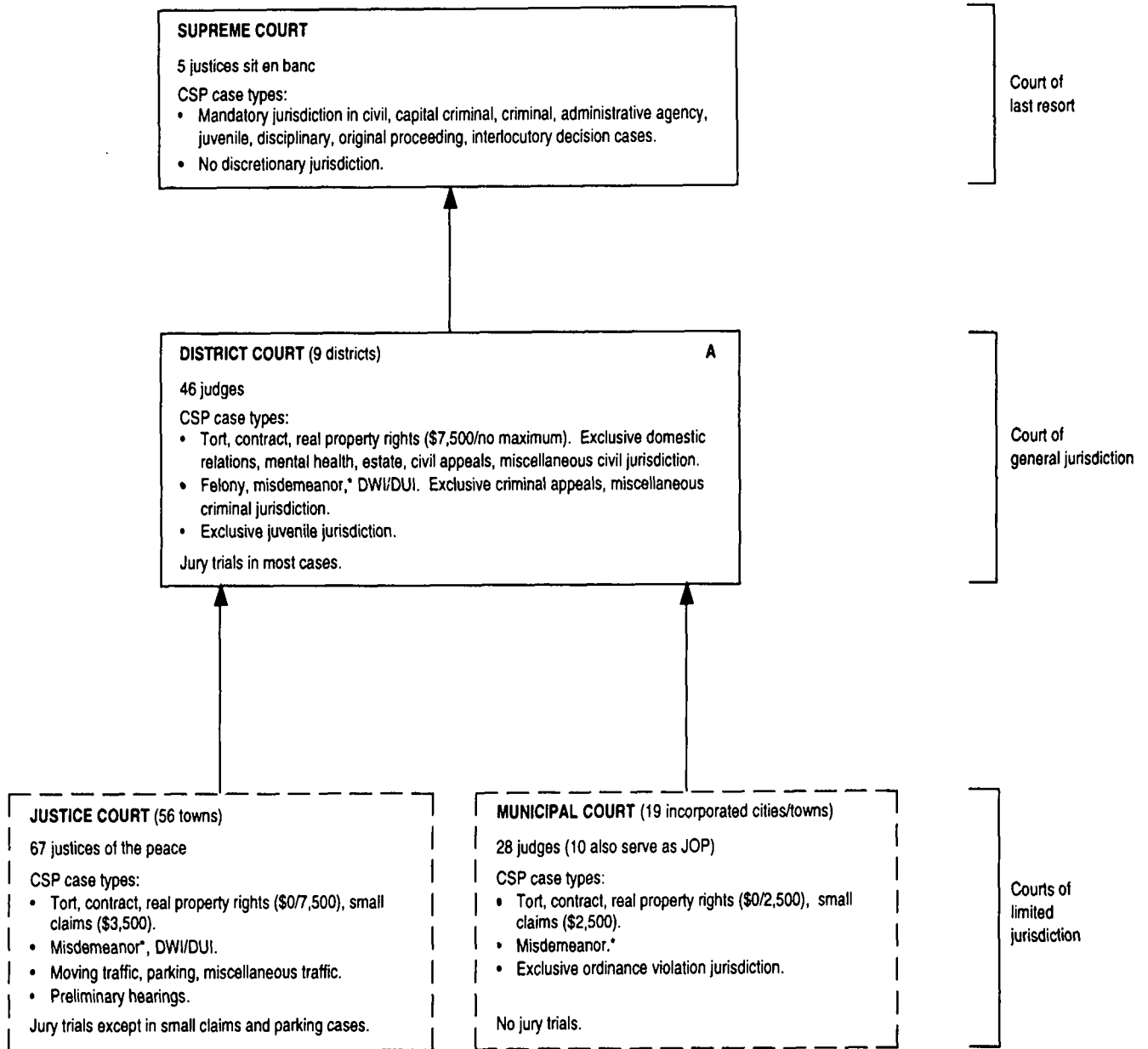
## NEBRASKA COURT STRUCTURE, 1996



\* The Nebraska Court of Appeals was established September 6, 1991.

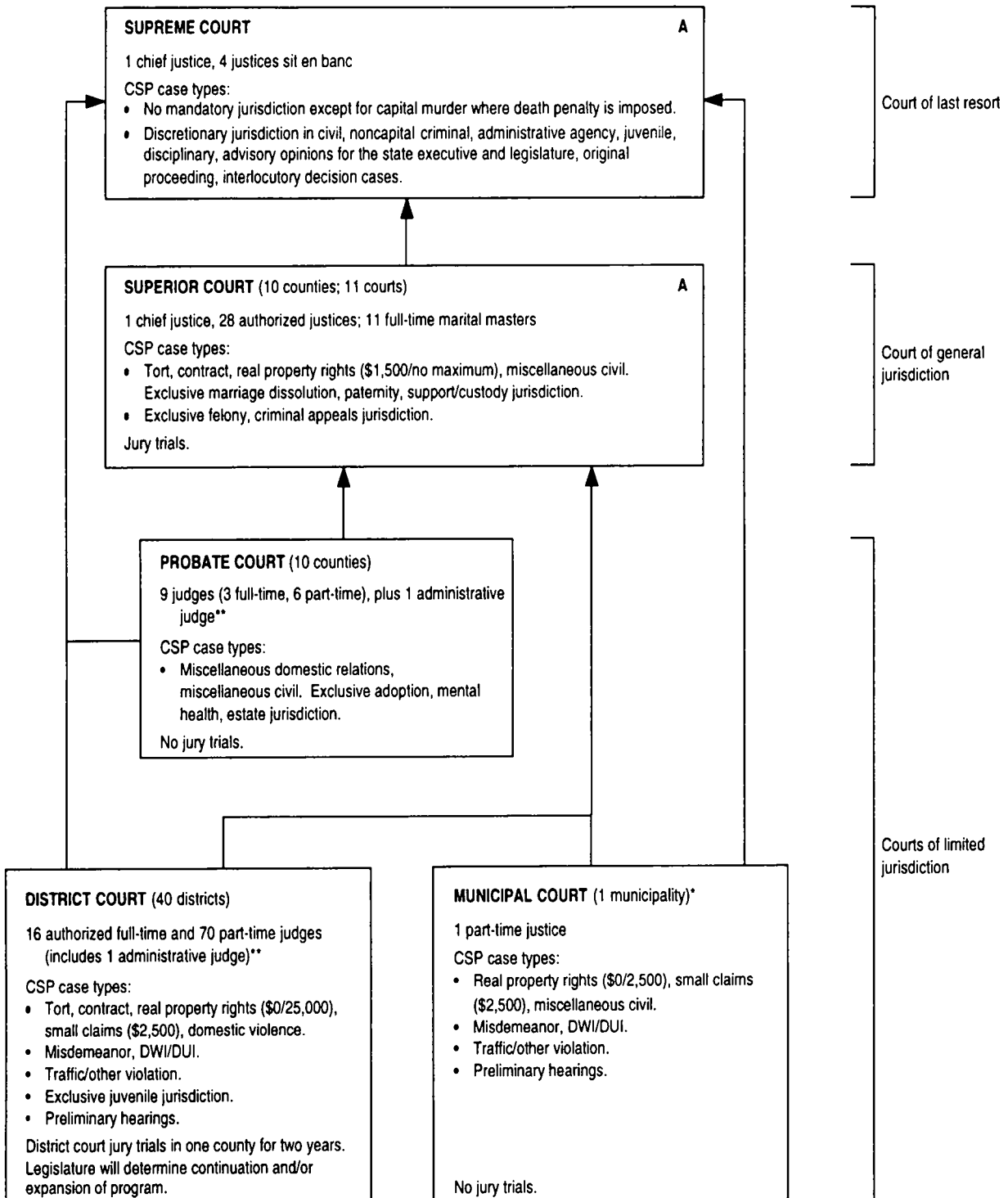


## NEVADA COURT STRUCTURE, 1996



\* District Court hears gross misdemeanor cases; Justice & Municipal Courts hear misdemeanors with fines under \$1,000 and/or sentence of less than six months.

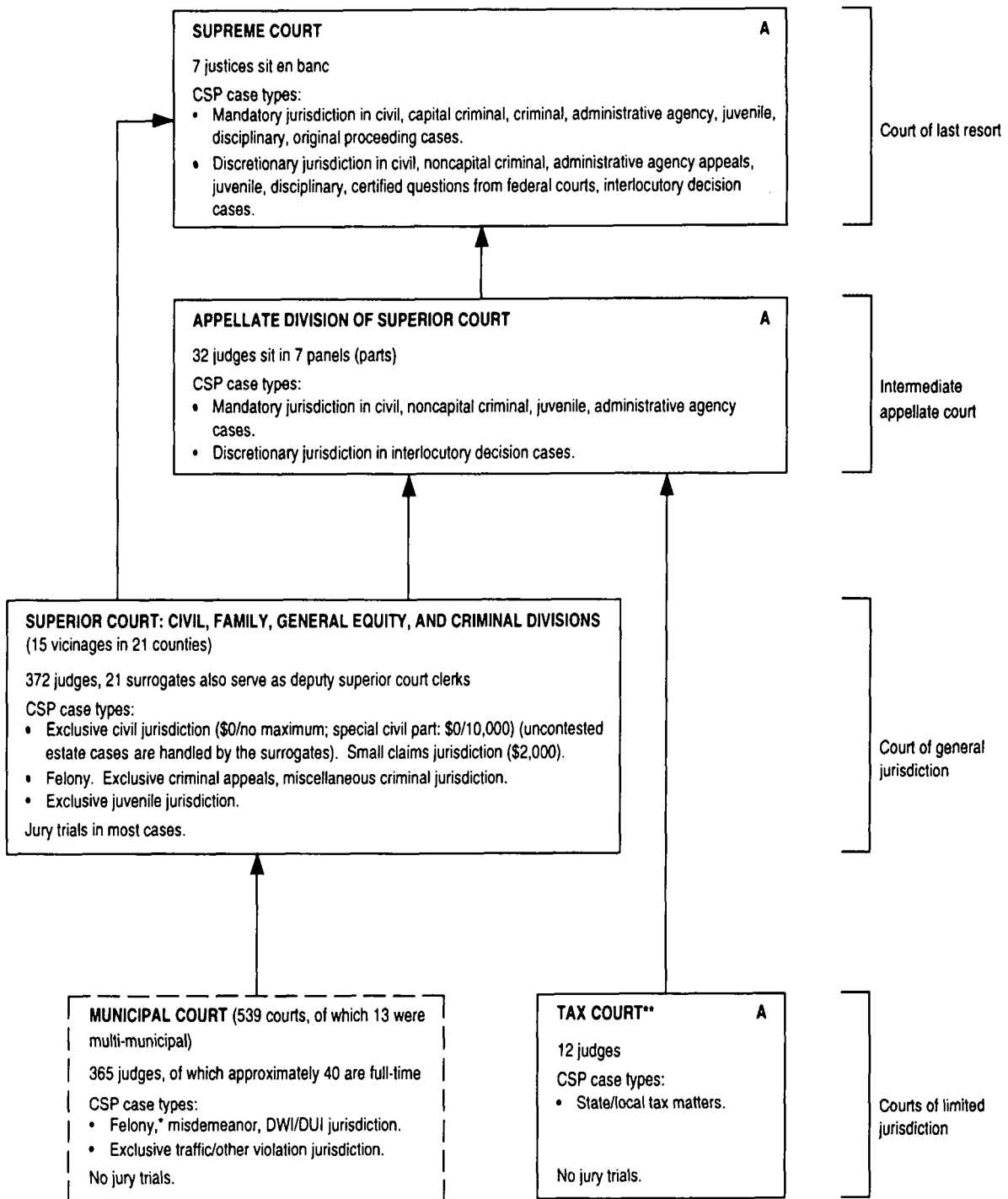
## NEW HAMPSHIRE COURT STRUCTURE, 1996



\* The municipal court is being phased out (by statute) upon retirement and/or resignation of sitting justices.

\*\* Administrative judges also sit on the bench.

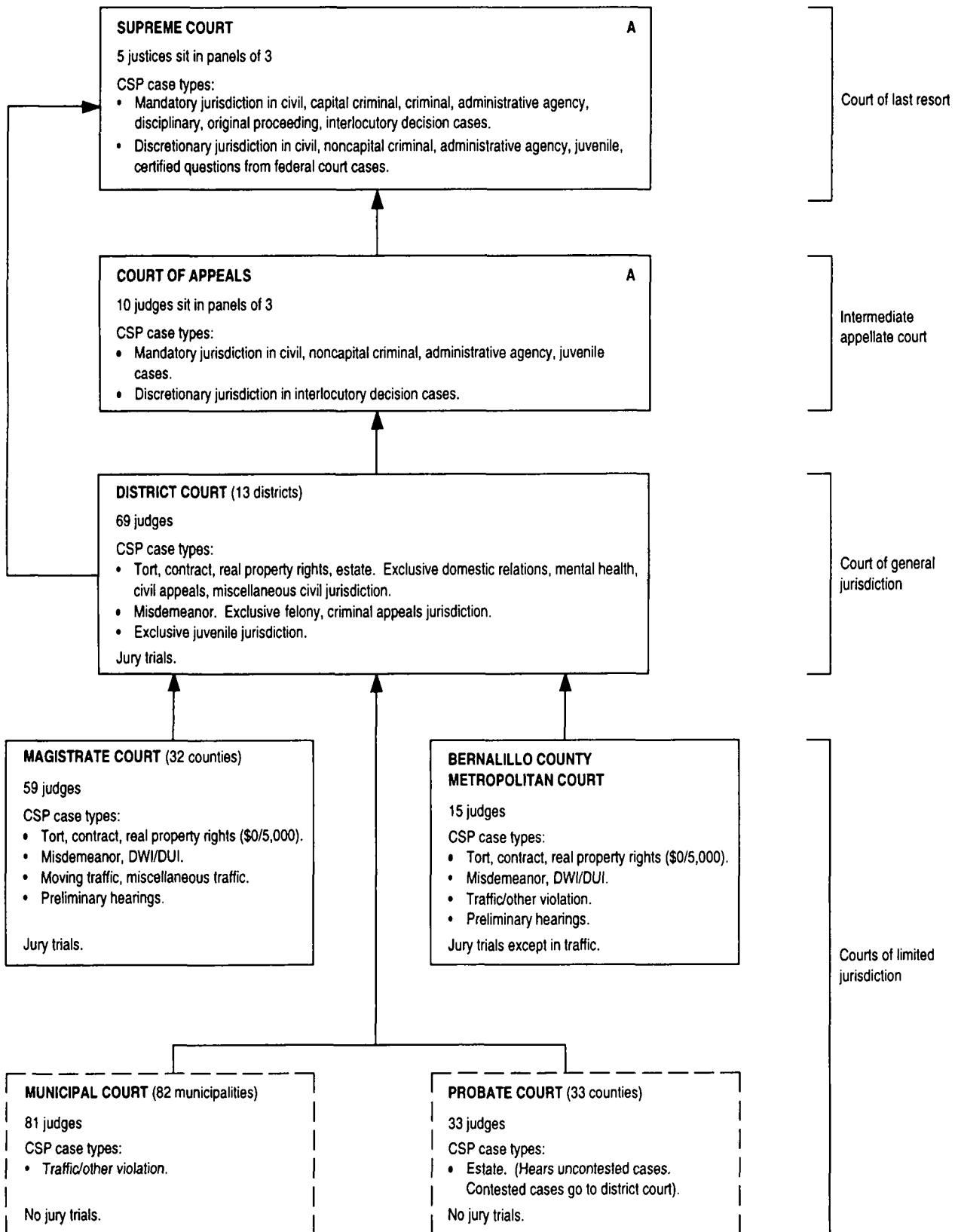
## NEW JERSEY COURT STRUCTURE, 1996



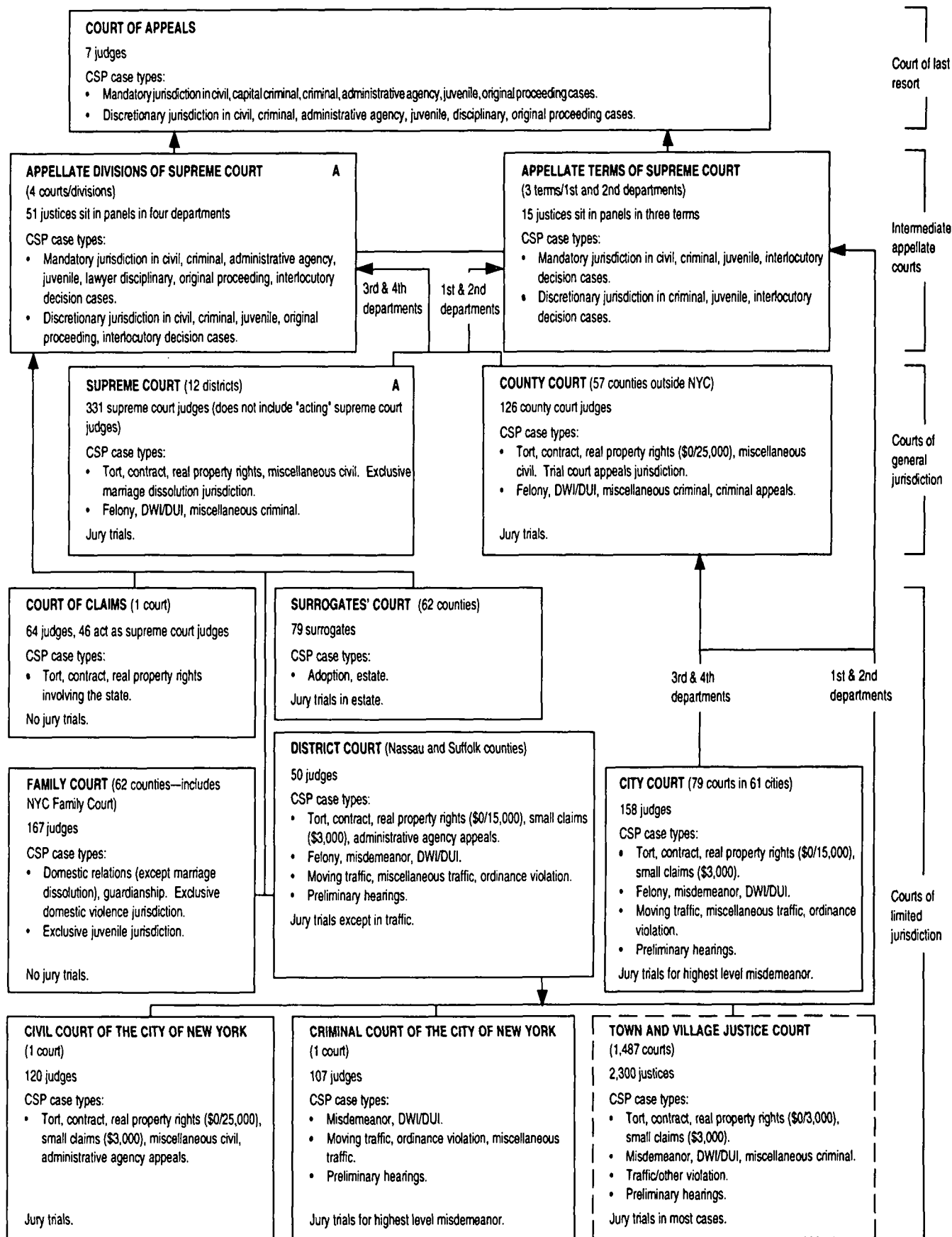
\* Felony cases are handled on first appearance in the Municipal Courts and then are transferred to the county Prosecutor's office for handling at the Superior Court level.

\*\* Tax court is considered a limited jurisdiction court because of its specialized subject matter. Nevertheless, it receives appeals from administrative bodies and its cases are appealed to the intermediate appellate court. Tax court judges have the same general qualifications and terms of service as superior court judges and can be cross assigned.

## NEW MEXICO COURT STRUCTURE, 1996

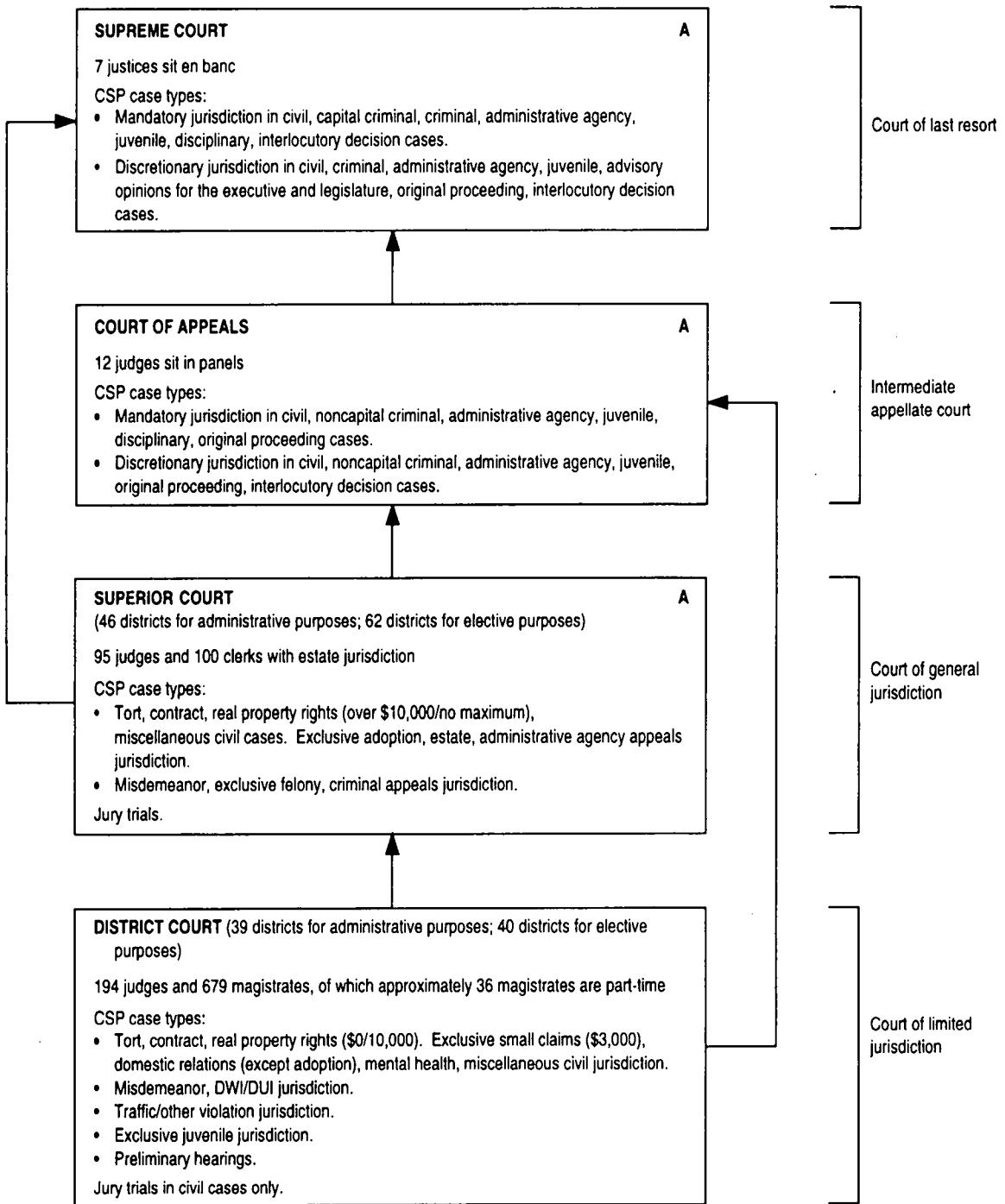


## NEW YORK COURT STRUCTURE, 1996\*

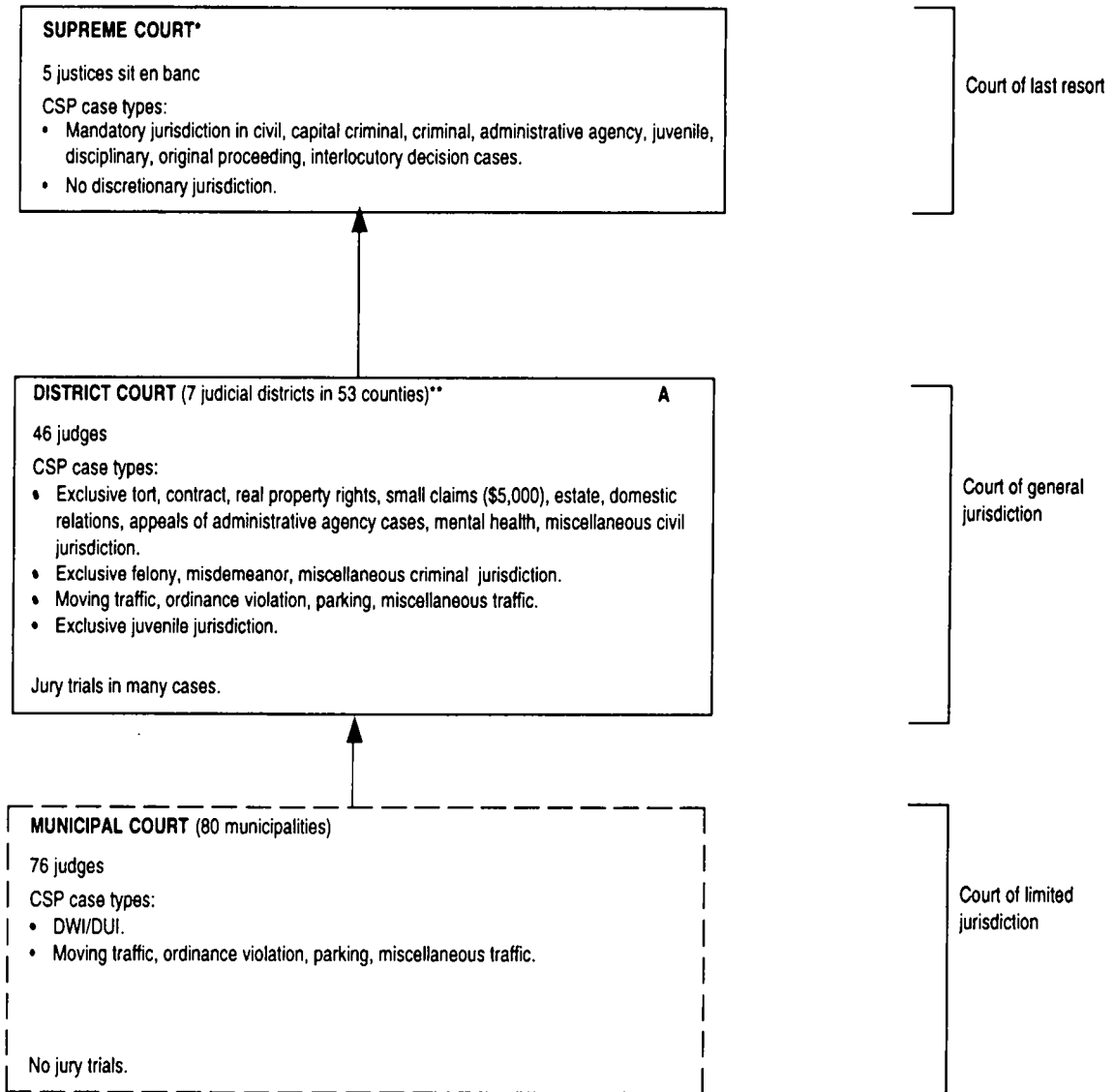


\* Unless otherwise noted, numbers reflect statutory authorization. Many judges sit in more than one court so the number of judgeships indicated in this chart does not reflect the actual number of judges in the system.

## NORTH CAROLINA COURT STRUCTURE, 1996



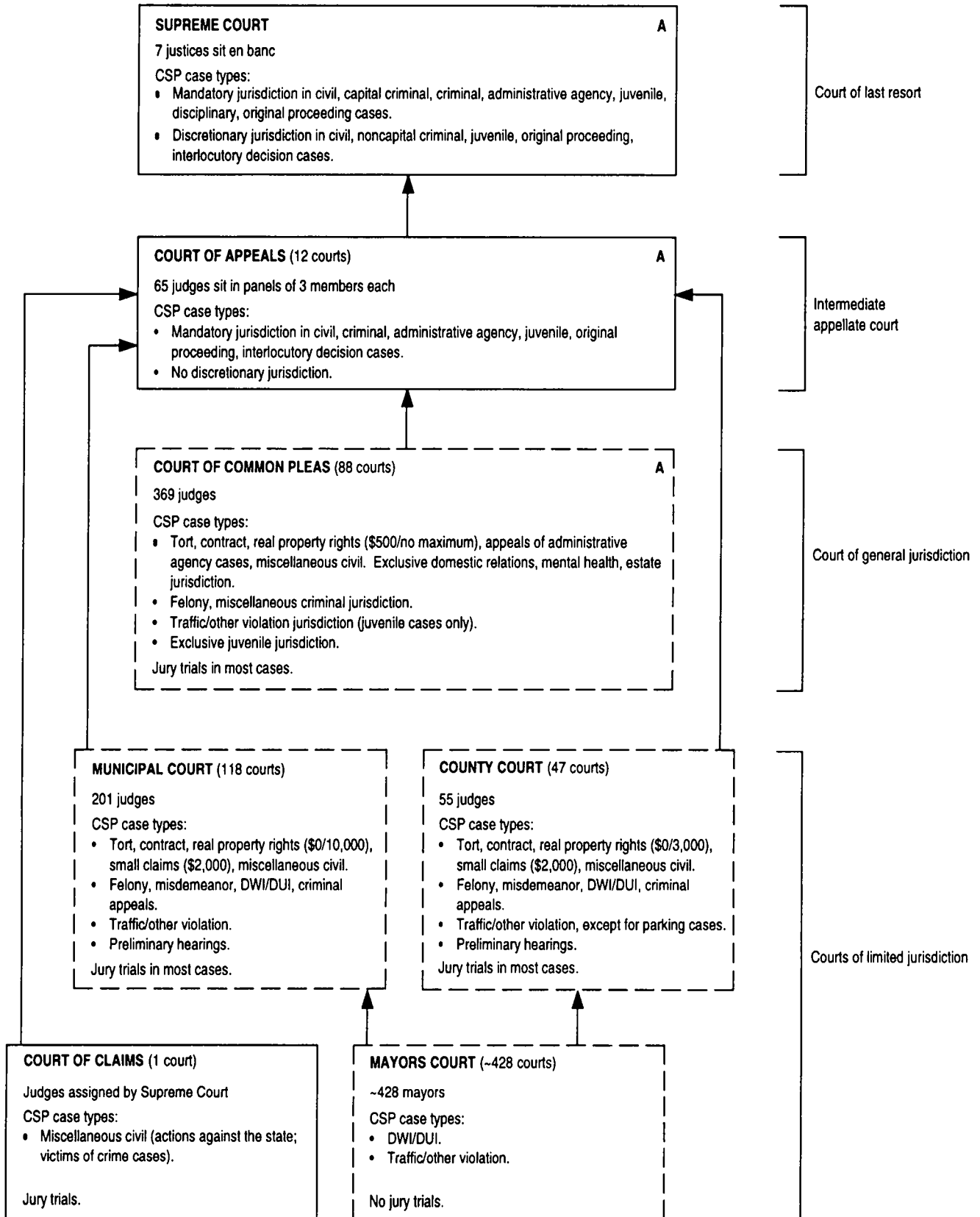
## NORTH DAKOTA COURT STRUCTURE, 1996



\* A temporary court of appeals was established July 1, 1987 to exercise appellate and original jurisdiction as delegated by the supreme court. This court does not sit, has no assigned judges, and has heard no appeals. It is currently unfunded.

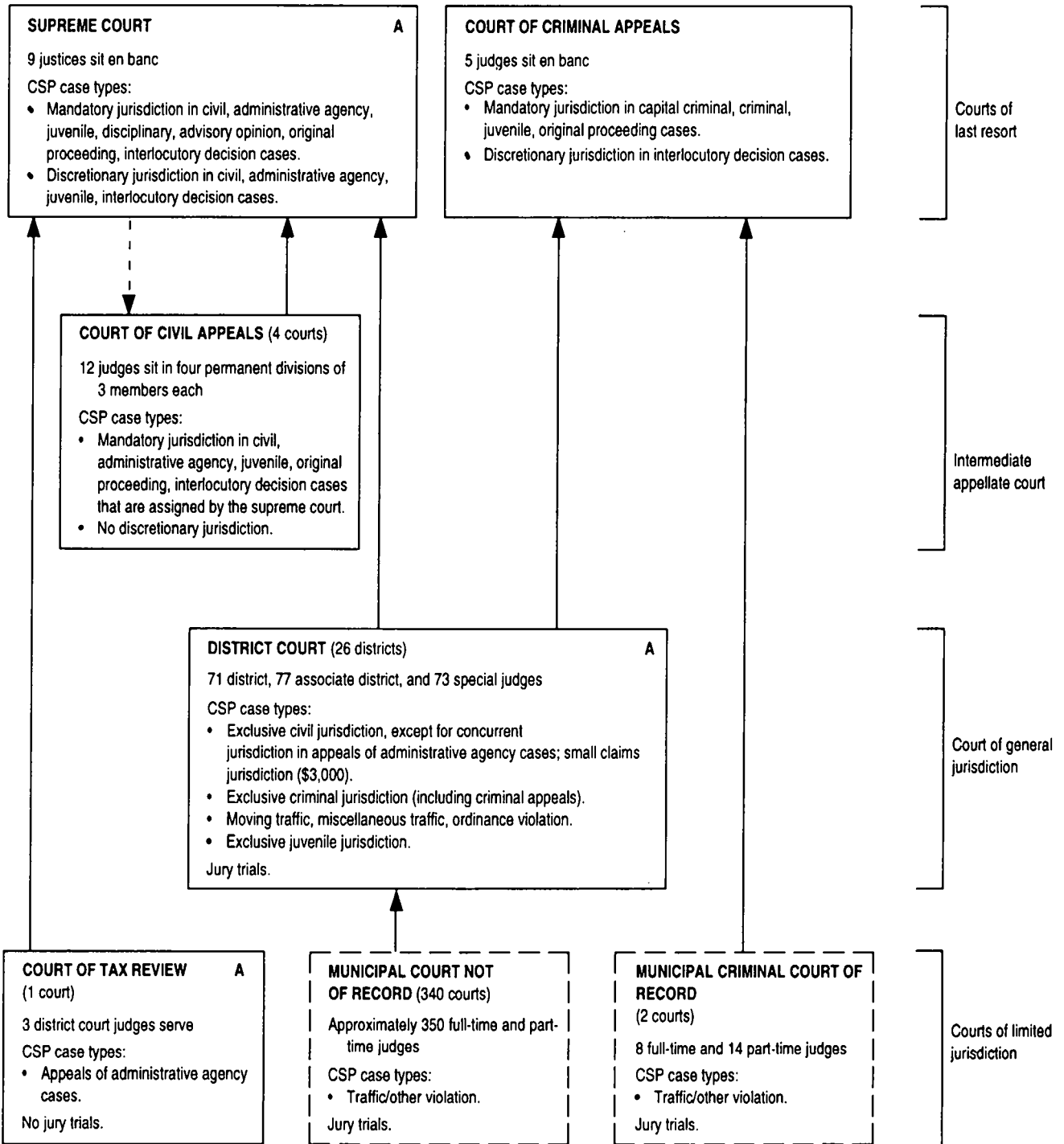
\*\* County Courts were abolished January 1, 1995 with the workload and positions absorbed into the District Court structure.

# OHIO COURT STRUCTURE, 1996





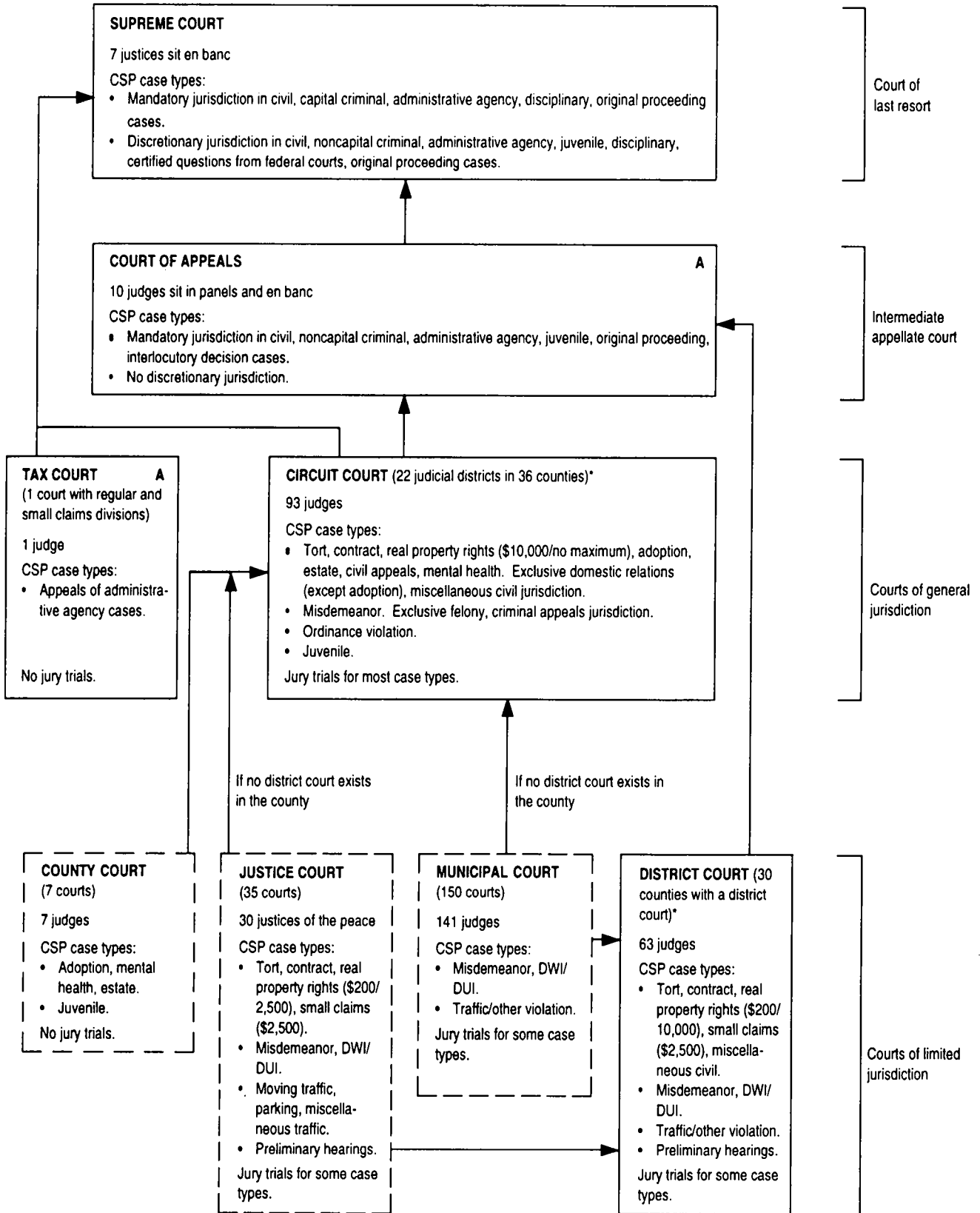
## OKLAHOMA COURT STRUCTURE, 1996



— — Indicates assignment of cases.

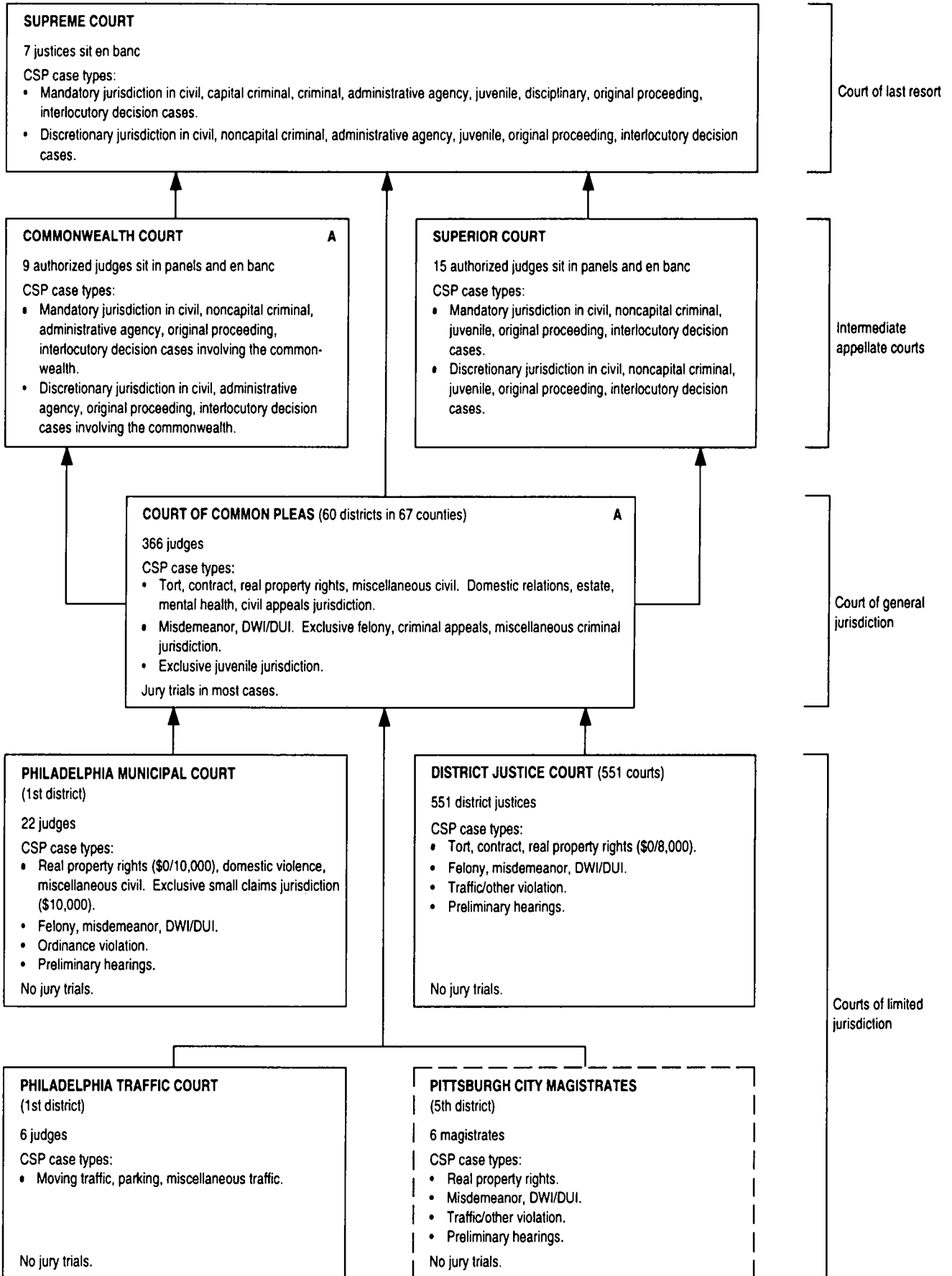
Oklahoma has a workers' compensation court, which hears complaints that are handled exclusively by administrative agencies in other states.

# OREGON COURT STRUCTURE, 1996

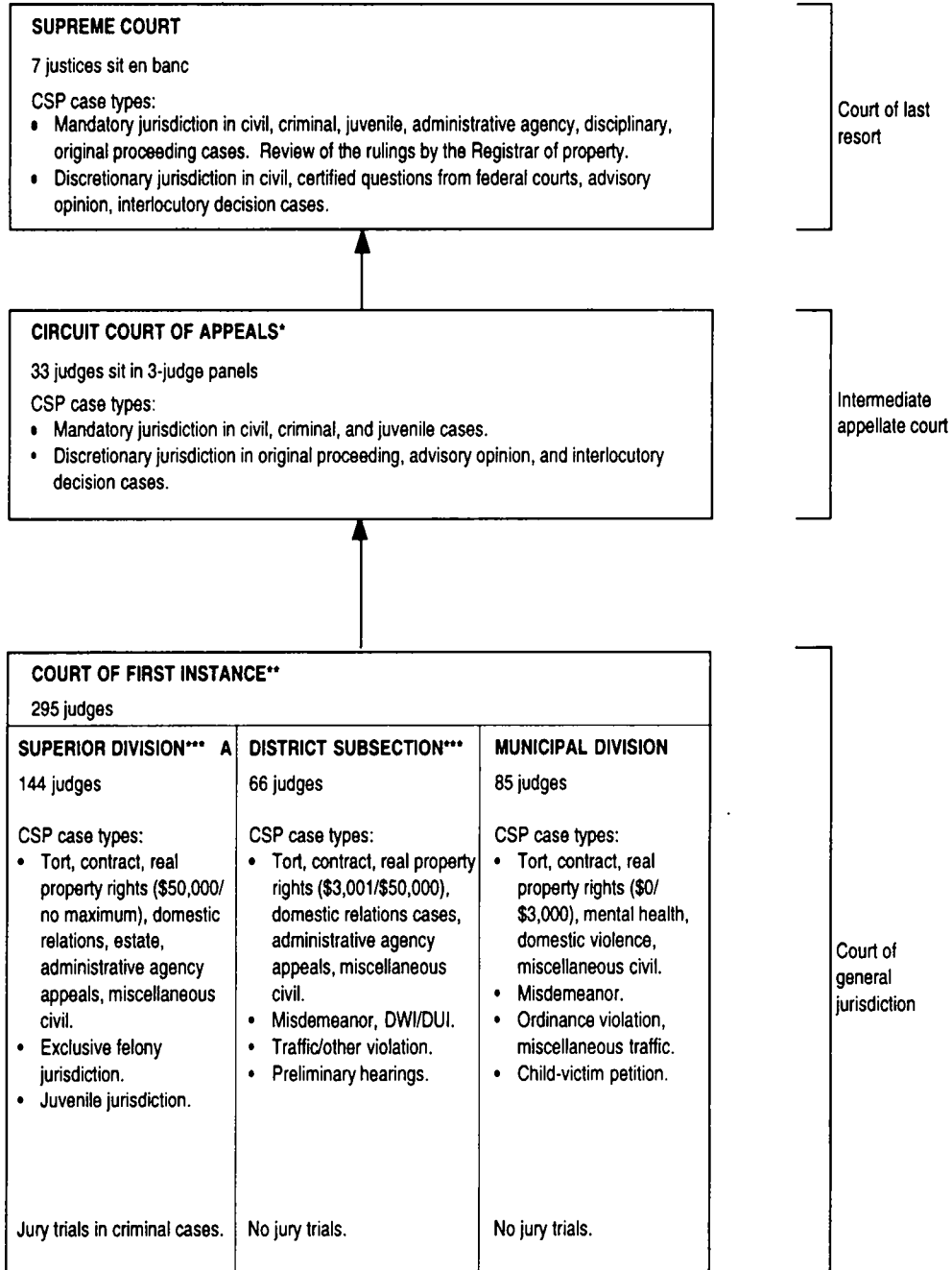


\* District Court jurisdiction resides in the Circuit Court for those six counties that do not have a District Court.

# PENNSYLVANIA COURT STRUCTURE, 1996



**PUERTO RICO COURT STRUCTURE, 1996**

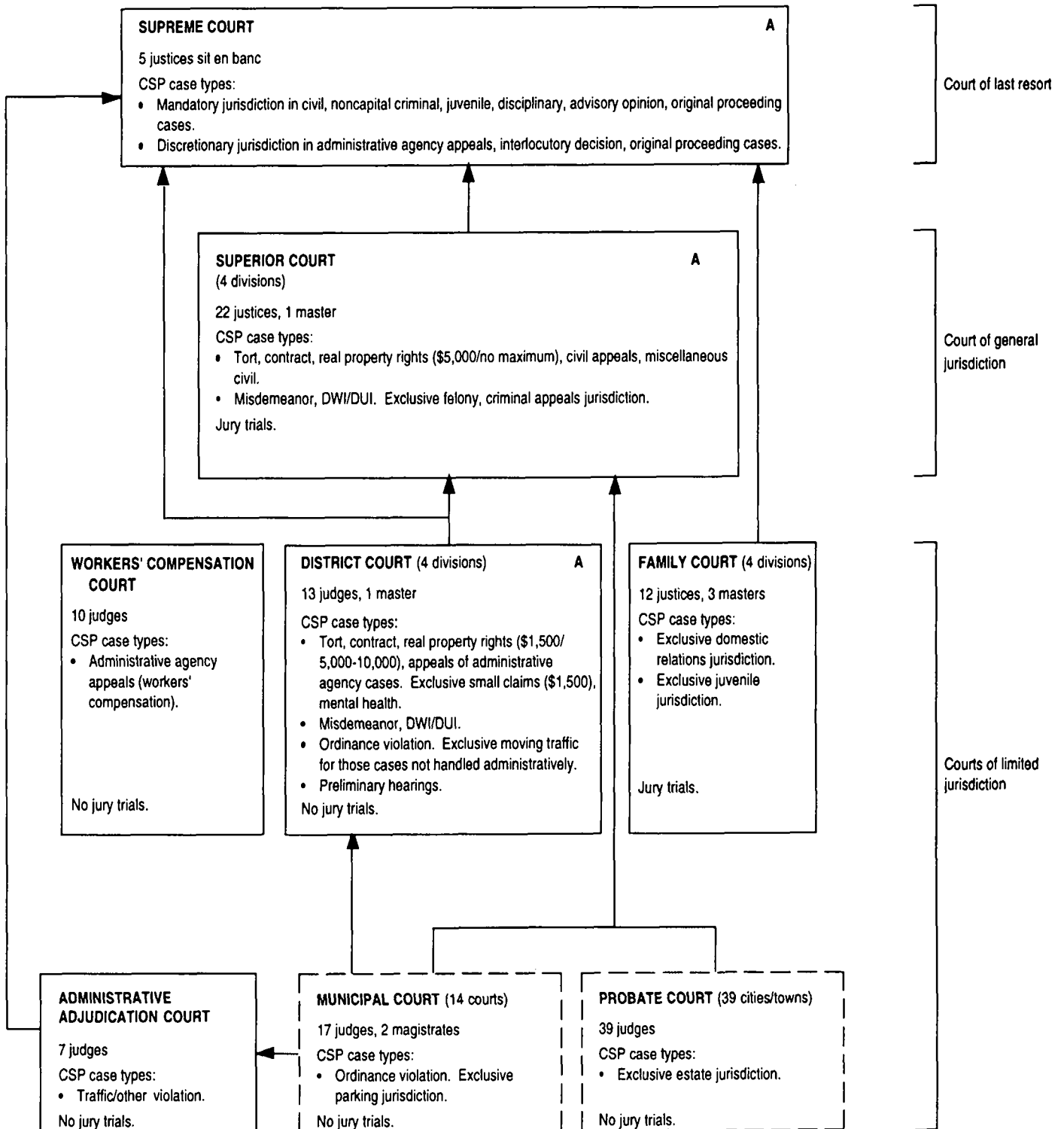


\* Created July 28, 1994; operational January 1, 1995.

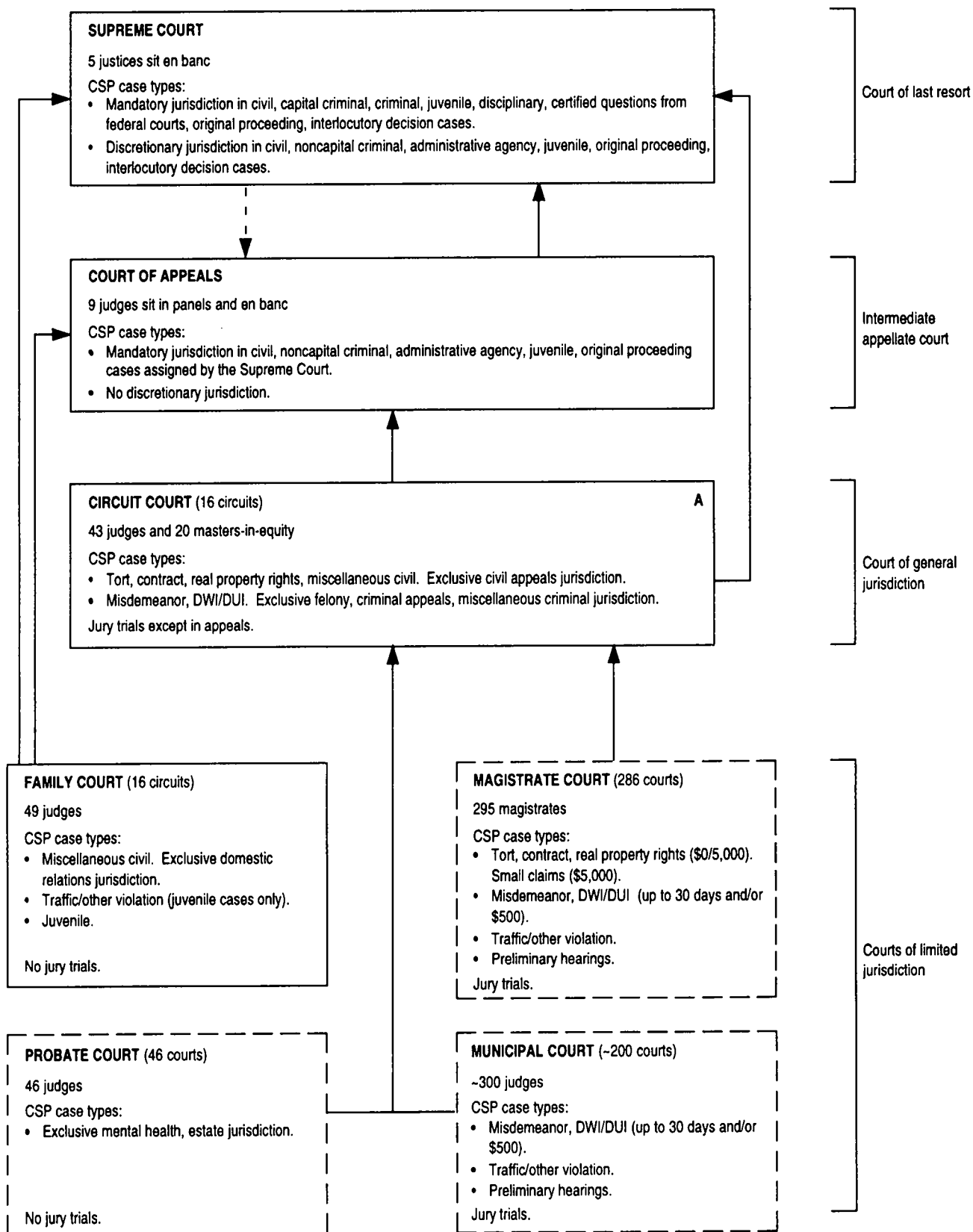
\*\* Created in 1994; operational in 1995.

\*\*\* The Judicial Reform Act of 1994 establishes the eventual abolition of the District Subsection. The Superior Division has concurrent jurisdiction with the District Subsection during the process of its abolition.

## RHODE ISLAND COURT STRUCTURE, 1996

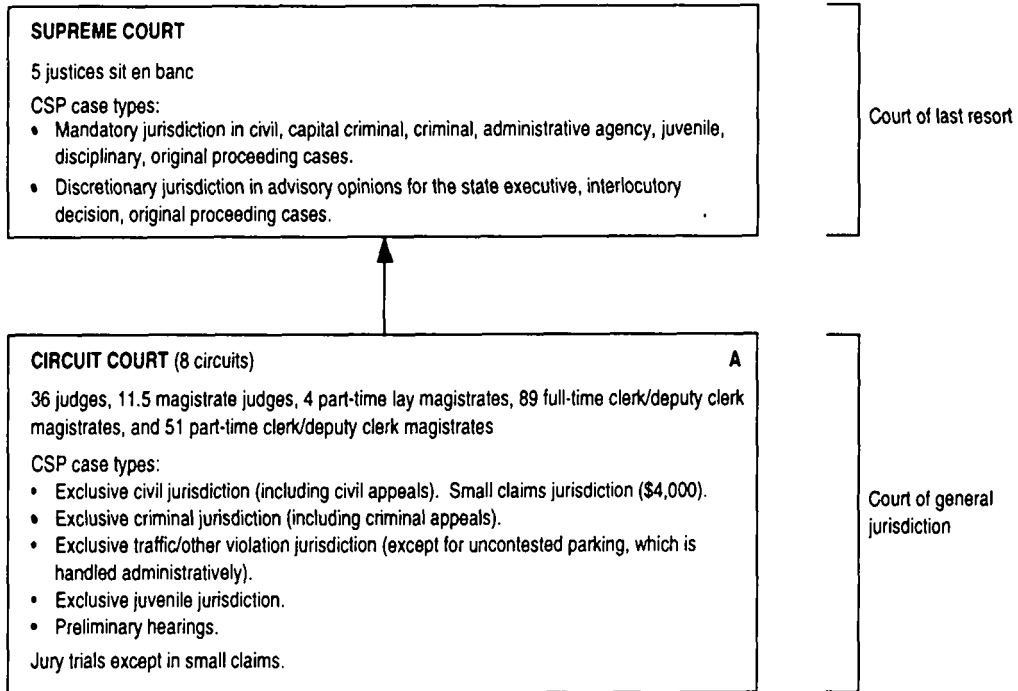


## SOUTH CAROLINA COURT STRUCTURE, 1996

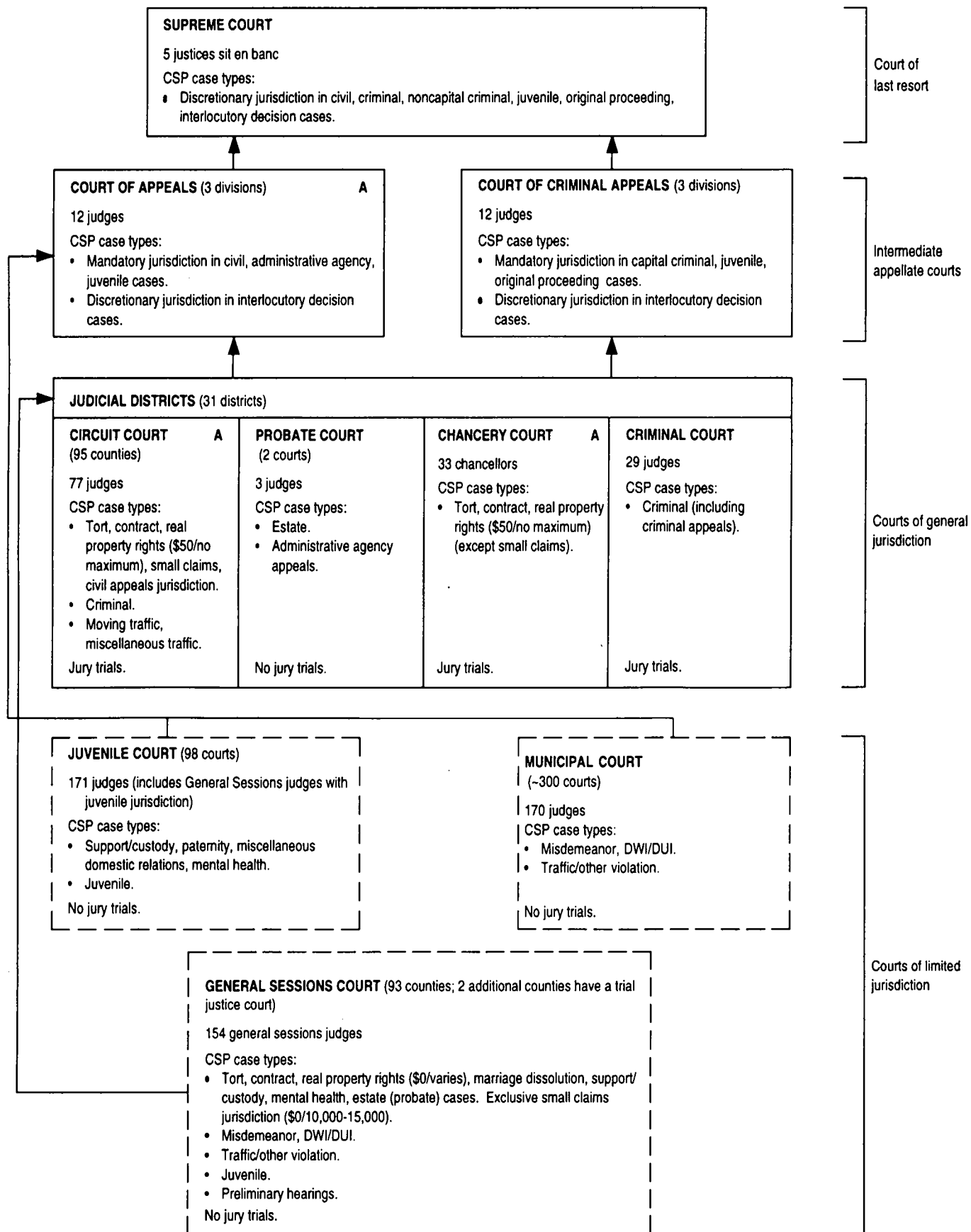


- - Indicates assignment of cases.

## SOUTH DAKOTA COURT STRUCTURE, 1996

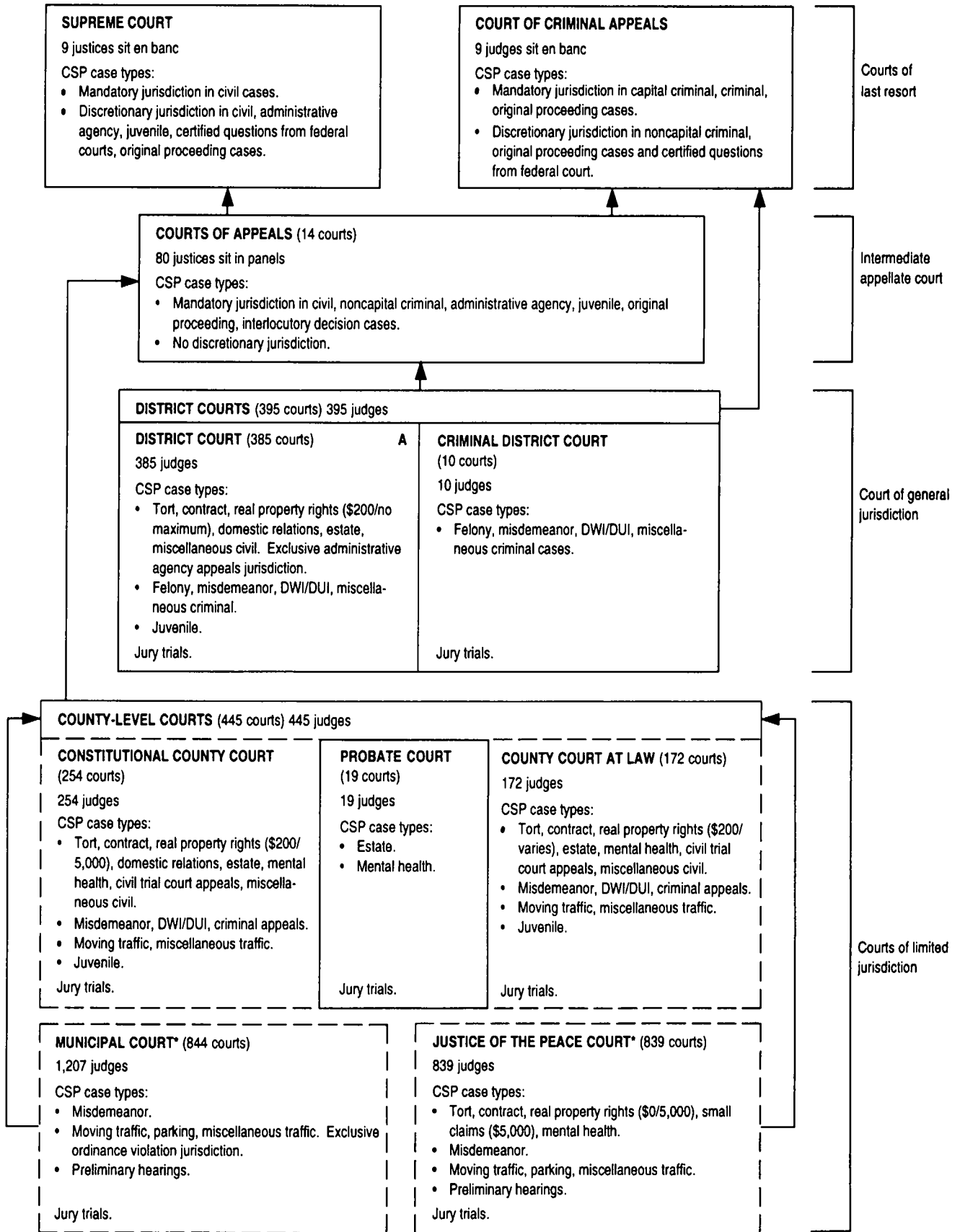


## TENNESSEE COURT STRUCTURE, 1996

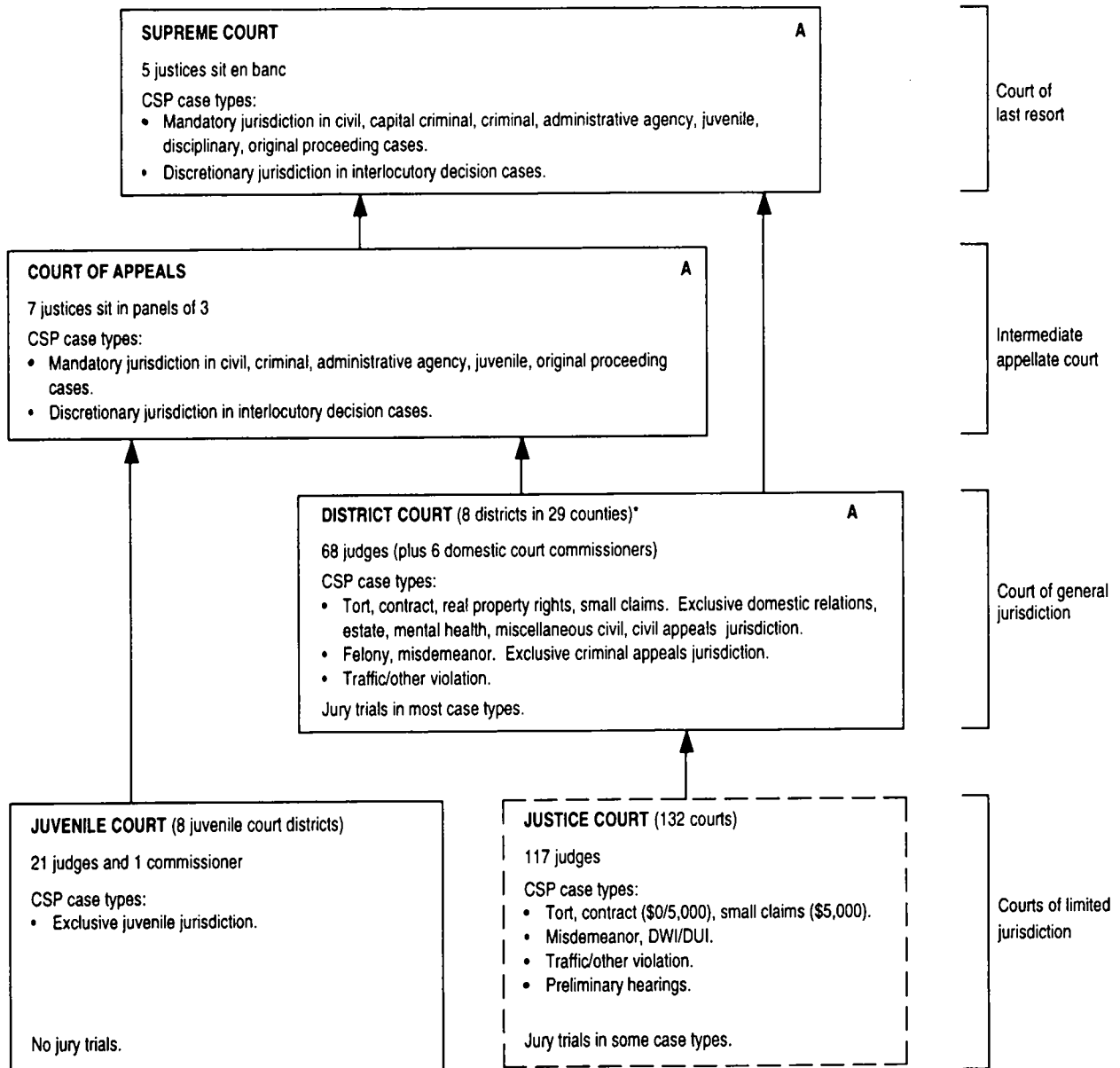




## TEXAS COURT STRUCTURE, 1996

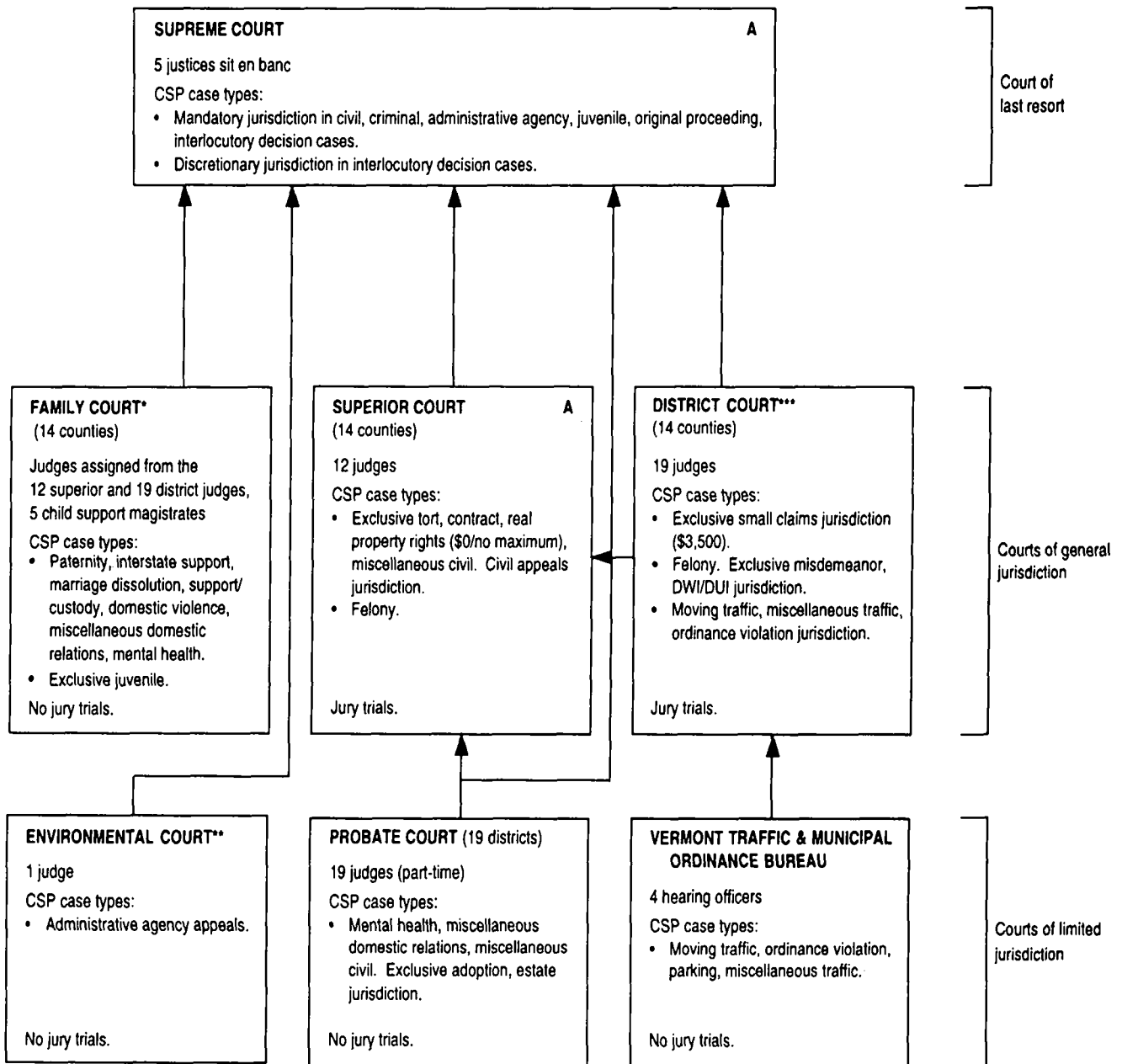


## UTAH COURT STRUCTURE, 1996



\* As of July 1, 1996 the District Court completed its merger with the Circuit Court.

## VERMONT COURT STRUCTURE, 1996

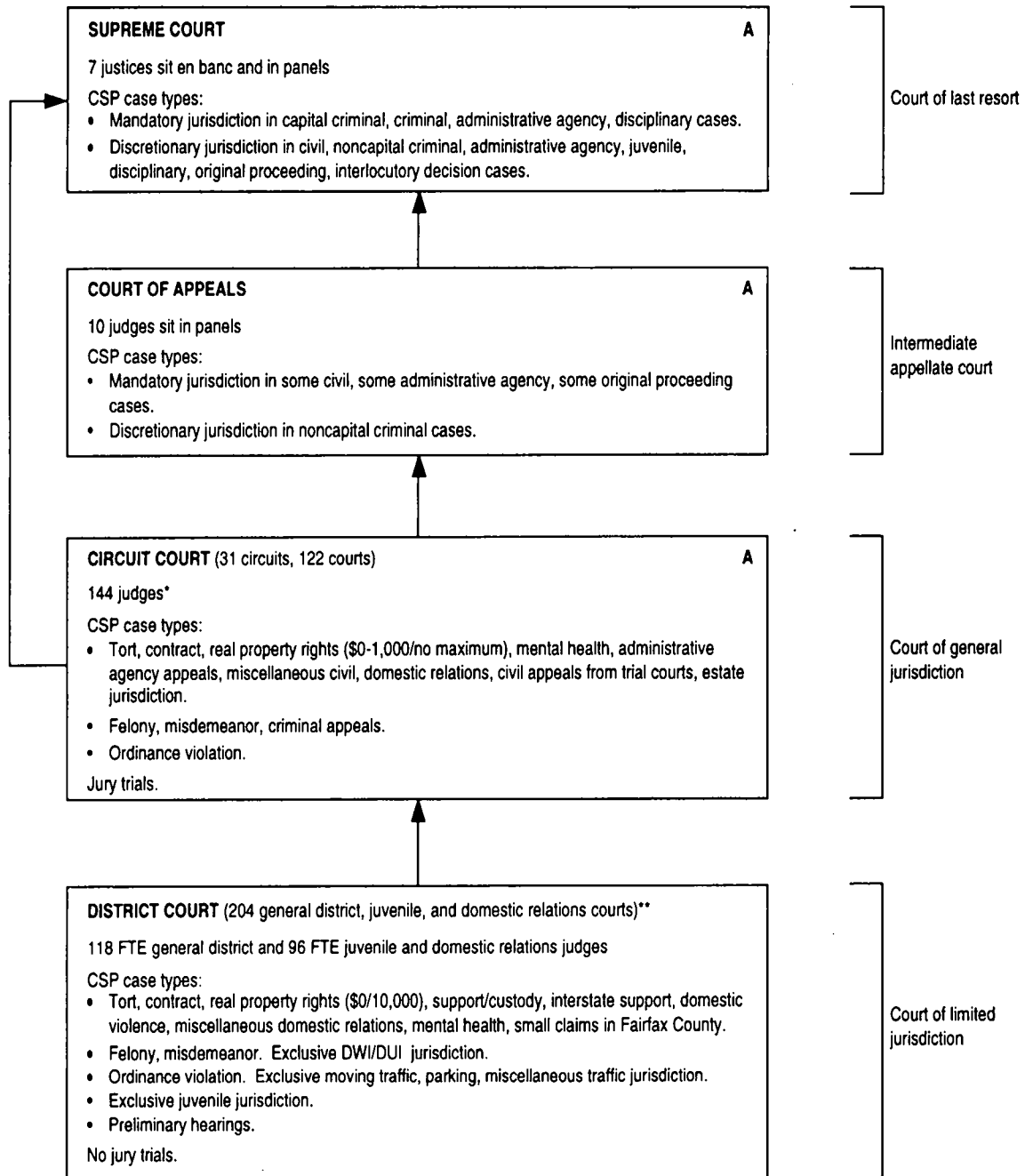


\* Vermont established a family court in 1990.

\*\* Vermont established an environmental court in 1990.

\*\*\* The district court, although created as a court of limited jurisdiction, has steadily increased its scope to include almost all criminal matters. In 1983, the district court was granted jurisdiction over all criminal cases, and has become the court of general jurisdiction for most criminal matters. A small number of appeals go to the superior court. Effective July 1, 1990, most traffic offenses became civil violations and were placed in the jurisdiction of the Vermont Traffic and Municipal Ordinance Bureau.

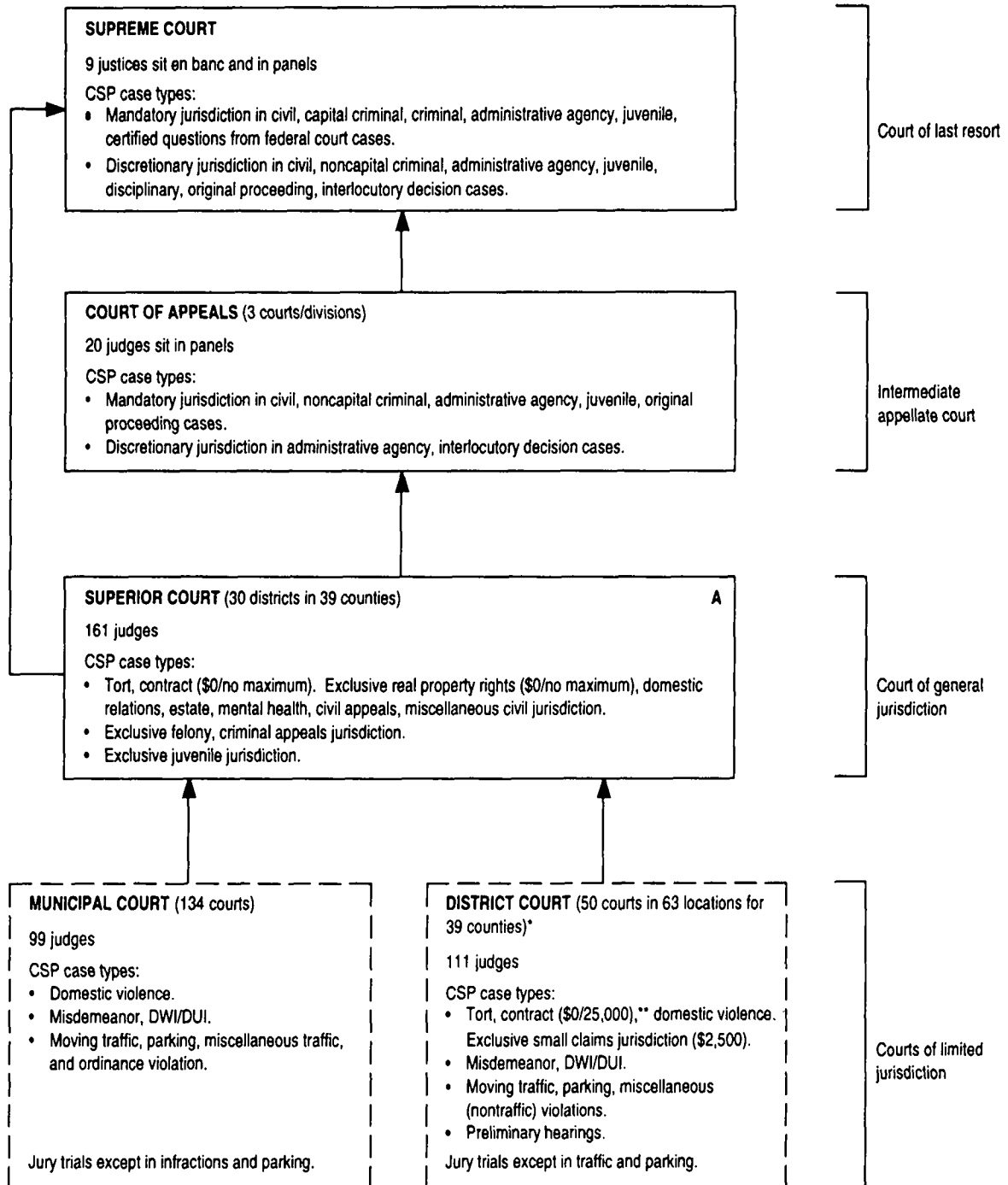
## VIRGINIA COURT STRUCTURE, 1996



\* Increased to 144 (from 143) effective July 1, 1996.

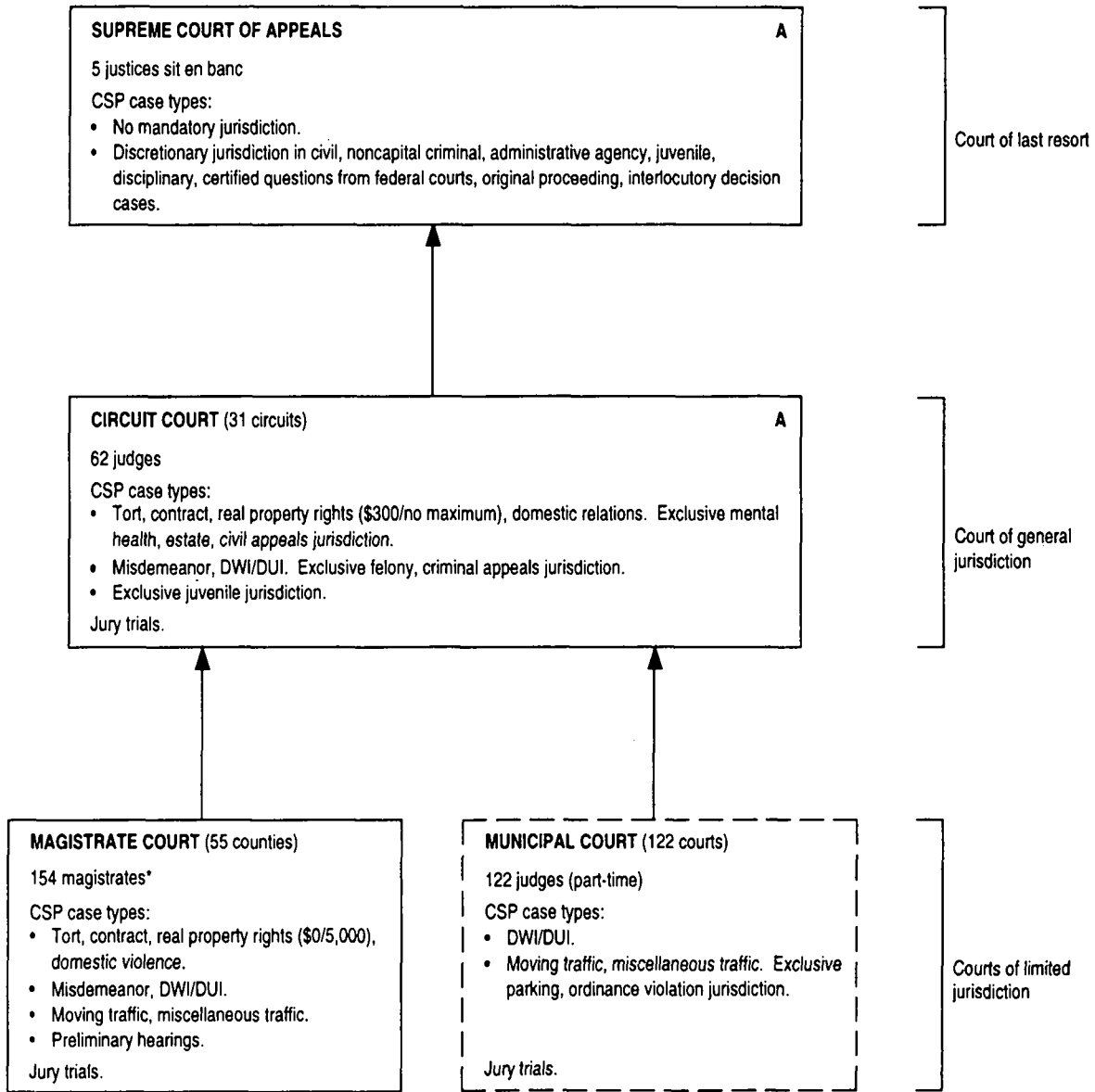
\*\* The district court is referred to as the juvenile and domestic relations court when hearing juvenile and domestic relations cases, and as the general district court for the balance of the cases.

## WASHINGTON COURT STRUCTURE, 1996



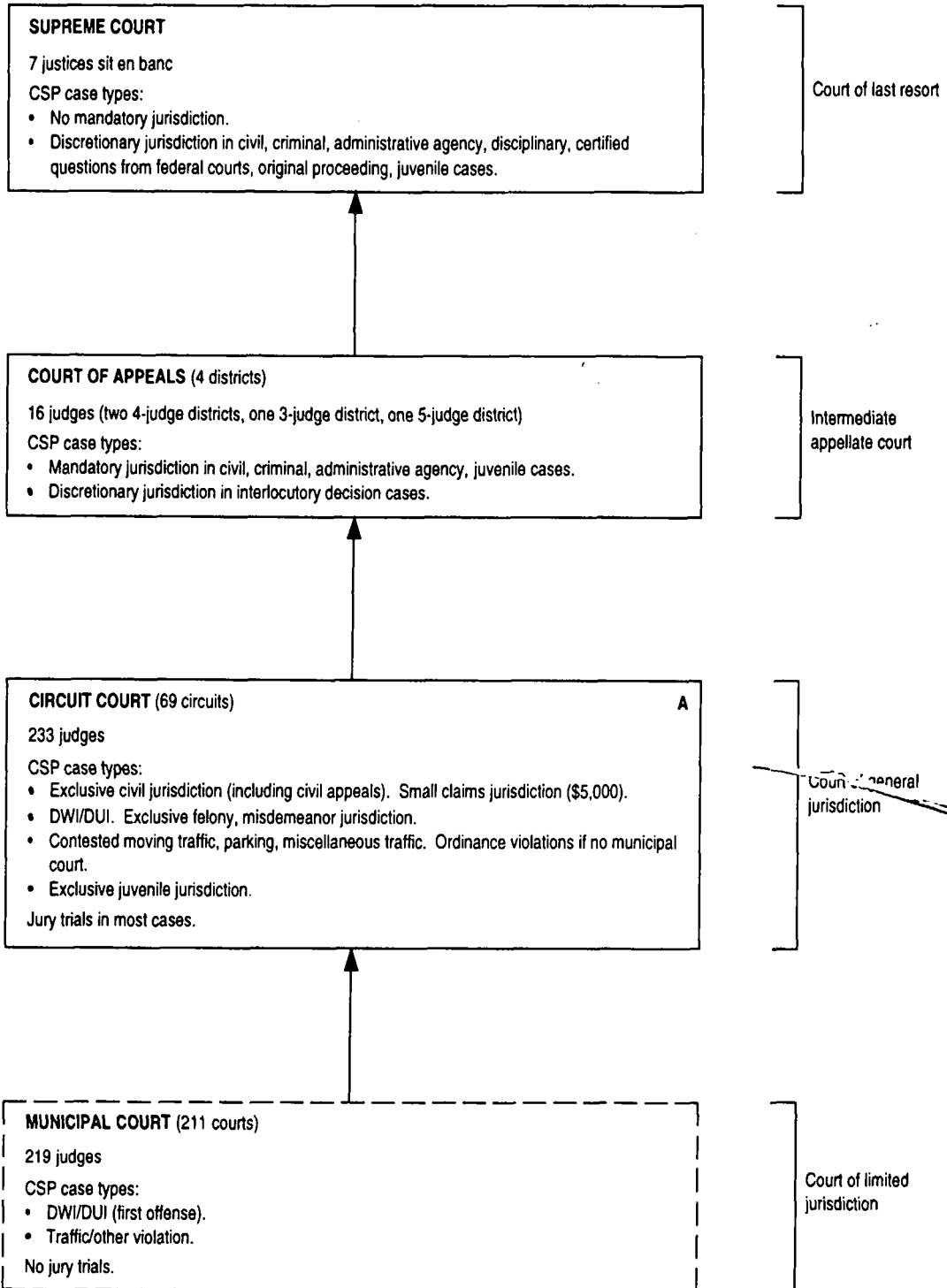
\* District court provides services to municipalities that do not have a municipal court.  
 \*\* Jurisdiction increases to \$35,000 effective July 27, 1997.

## WEST VIRGINIA COURT STRUCTURE, 1996

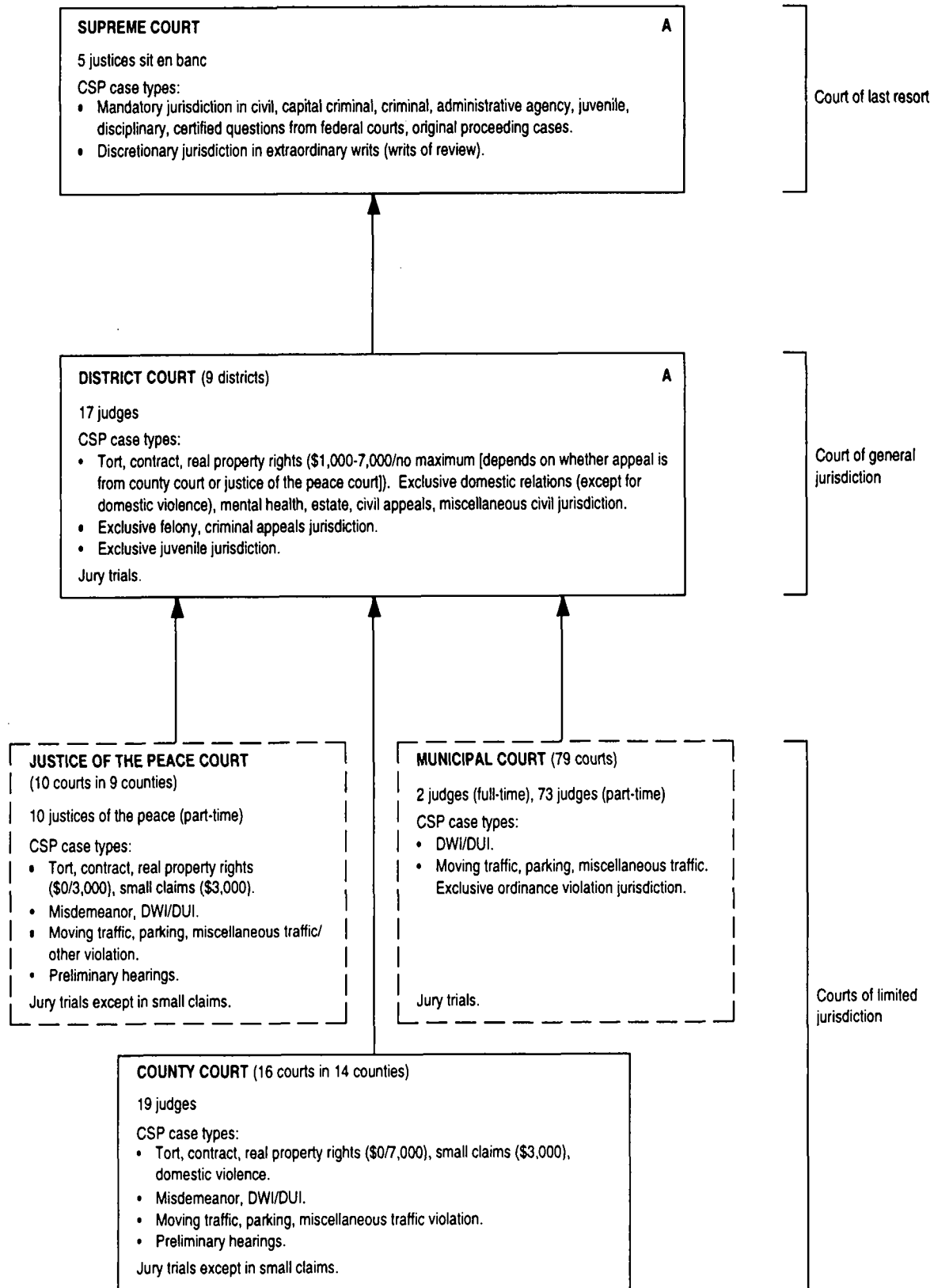


\* Increases to 156 on January 1, 1997.

## WISCONSIN COURT STRUCTURE, 1996



## WYOMING COURT STRUCTURE, 1996





# **J**urisdiction and State Court Reporting Practices

**FIGURE A: Reporting Periods for All State Courts, 1996**

State	Reporting periods			
	January 1, 1996 to December 31, 1996	July 1, 1995 to June 30, 1996	September 1, 1995 to August 31, 1996	October 1, 1995 to September 30, 1996
Alabama				X
Alaska		X		
Arizona		X		
Arkansas		X		
California		X		
Colorado		X		
Connecticut	X Probate Court	X		
Delaware		X		
District of Columbia	X			
Florida	X			
Georgia	X All trial courts Court of Appeals		X Supreme Court (Aug. 1, 1995- July 31, 1996)	
Hawaii		X		
Idaho	X			
Illinois	X			
Indiana	X			
Iowa	X			
Kansas		X		
Kentucky		X		
Louisiana	X			
Maine		X		
Maryland		X		
Massachusetts		X	X Supreme Judicial Court	
Michigan	X			
Minnesota	X			
Mississippi	X (will be reporting on FY basis beginning FY 1997)			
Missouri		X		
Montana	X			
Nebraska	X Supreme Court Court of Appeals District Court County Court Separate Juvenile	X Workers' Compensation Court		

(continued on next page)

FIGURE A: Reporting Periods for All State Courts, 1996 (continued)

State	Reporting periods			
	January 1, 1996 to December 31, 1996	July 1, 1995 to June 30, 1996	September 1, 1995 to August 31, 1996	October 1, 1995 to September 30, 1996
Nevada	X		X	
	District Court		Supreme Court	
New Hampshire	X			
New Jersey		X		
New Mexico		X		
New York	X			
North Carolina		X		
North Dakota	X			
Ohio	X			
Oklahoma		X		
Oregon	X			
Pennsylvania	X			
Puerto Rico	X	X		
	All appellate courts	Trial court		
Rhode Island	X			
South Carolina	X			
South Dakota		X		
Tennessee	X	X		
	Juvenile Court			
	Probate Court			
Texas			X	
Utah	X	X		
	All appellate courts	All trial courts		
Vermont		X		
Virginia	X			
Washington	X			
West Virginia	X			
Wisconsin	X			
Wyoming	X			

Note: Unless otherwise indicated, an "X" means that all of the trial and appellate courts in that state report data for the time period indicated by the column.

Source: State administrative offices of the courts.

**FIGURE B: Methods of Counting Cases in State Appellate Courts, 1996**

State/Court name:	Court type	Case counted at:				Case filed with:		Does the court count reinstated/reopened cases in its count of new filings?		
		Filing of				Trial court	Appellate court	No	Rarely	Yes, or frequently as new case
		Notice of appeal	The trial record	Record plus briefs	Other point					
<b>ALABAMA:</b>										
Supreme Court	COLR	X	O	O	O	X	O	X	O	O
Court of Civil Appeals	IAC	X	O	O	O	X	O	X	O	O
Court of Criminal Appeals	IAC	X	O	O	O	X	O	X	O	O
<b>ALASKA:</b>										
Supreme Court	COLR	X	O	O	O	X	O	IDENTIFIED SEPARATELY		
Court of Appeals	IAC	X	O	O	O	X	O	IDENTIFIED SEPARATELY		
<b>ARIZONA:</b>										
Supreme Court	COLR	X-CR	O	O	X*	O	O	IDENTIFIED SEPARATELY		
Court of Appeals	IAC	X-CR *	X*	X*	X	O (except industrial cases & civil petition for special action)	X (only industrial cases & civil petition for special action)	IDENTIFIED SEPARATELY		
<b>ARKANSAS:</b>										
Supreme Court	COLR	O	X	O	O	X	O	O	X	O
Court of Appeals	IAC	O	X	O	O	X	O	O	X	O
<b>CALIFORNIA:</b>										
Supreme Court	COLR	X*	X	O	O	X (death penalty only)	COLR (if petition for review of IAC)	X	O	O
Courts of Appeal	IAC	X	X	O	O	X	O	X	O	O
<b>COLORADO:</b>										
Supreme Court	COLR	X	O	O	O	O	X	IDENTIFIED SEPARATELY		
Court of Appeals	IAC	X	O	O	O	O	X	IDENTIFIED SEPARATELY		
<b>CONNECTICUT:</b>										
Supreme Court	COLR	X	O	O	O	X	O	X (if motion to open)	O	O
Appellate Court	IAC	X	O	O	O	X	O	X (if motion to open or if remand by COLR)	O	O
<b>DELAWARE:</b>										
Supreme Court	COLR	X	O	O	O	O	X	X	O	O
<b>DISTRICT OF COLUMBIA:</b>										
Court of Appeals	COLR	X	O	O	O	X	O	IDENTIFIED SEPARATELY		

(continued on next page)

FIGURE B: Methods of Counting Cases in State Appellate Courts, 1996 (continued)

State/Court name:	Court type	Case counted at:				Case filed with:		Does the court count reinstated/reopened cases in its count of new filings?		
		Filing of				Trial court	Appellate court	No	Rarely	Yes, or frequently as new case
		Notice of appeal	The trial record	Record plus briefs	Other point					
<b>FLORIDA:</b>										
Supreme Court	COLR	X	O	O	O	X	IAC	X	O	O
District Courts of Appeal	IAC	X	O	O	O	X	(ADM. AGY. and Workers' Comp.)	X	O	O
<b>GEORGIA:</b>										
Supreme Court	COLR	O	X	O	X	O	X (notice of appeal)	O	O	X (if new appeal)
Court of Appeals	IAC	O	X	O	O	X	X	X	O	O
<b>HAWAII:</b>										
Supreme Court	COLR	O	X	O	O	X	X (original proceedings)	O	O	X
Intermediate Court of Appeals	IAC	O	O	O	X (when assigned by COLR)	O	O	O	O	X
<b>IDAHO:</b>										
Supreme Court	COLR	X	O	O	X (appeal from trial court)	X (COLR if appeal from IAC)	X	O	X	O
Court of Appeals	IAC	O	O	O	X (when assigned by COLR)	O	O	O	X	O
<b>ILLINOIS:</b>										
Supreme Court	COLR	X	O	O	O	O	X	X	O	O
Appellate Court	IAC	X	O	O	O	X	O	X	O	O
<b>INDIANA:</b>										
Supreme Court	COLR	O	O	O	X (any first filing, notice, record, brief, or motion)	X (only death penalty and/or sentence over 10 years)	X (if petition for transfer from IAC)	O	O	X
Court of Appeals	IAC	O	O	O	X (any first filing)	X (praecipe)	O	O	O	X
Tax Court	IAC	O	O	O	X	O	O	O	O	X

(continued on next page)

FIGURE B: Methods of Counting Cases in State Appellate Courts, 1996 (continued)

State/Court name:	Court type	Case counted at:				Case filed with:		Does the court count reinstated/reopened cases in its count of new filings?		
		Filing of				Trial court	Appellate court	No	Rarely	Yes, or frequently as new case
		Notice of appeal	The trial record	Record plus briefs	Other point					
<b>IOWA:</b>										
Supreme Court	COLR	X	O	O	O	X (if appeal from trial court)	X (COLR if appeal from IAC)	X	O	O
Court of Appeals	IAC	O	O	O	TRANSFER (if appeal from trial court)	X	O	X	O	O
<b>KANSAS:</b>										
Supreme Court	COLR	O	O	O	X*	X	O	O	O	X
Court of Appeals	IAC	O	O	O	X*	X	O	O	O	X
<b>KENTUCKY:</b>										
Supreme Court	COLR	X	O	O	O	X (COLR if review is sought from IAC)	X	X	O	O
Court of Appeals	IAC	X	O	O	O	X	O	X	O	O
<b>LOUISIANA:</b>										
Supreme Court	COLR	O	X	O	O	O	X	X	O	O
Court of Appeals	IAC	O	X	O	O	O	X	X	O	O
<b>MAINE:</b>										
Supreme Judicial Court Sitting as Law Court	COLR	X	O	O	O	X	O	X (if remanded)	O	X (if new appeal)
<b>MARYLAND:</b>										
Court of Appeals	COLR	O	X	O	O	X (if direct appeal)	X (IAC if appeal from IAC)	O	O	X
Court of Special Appeals	IAC	O	X	O	O	X	O	O	O	X
<b>MASSACHUSETTS:</b>										
Supreme Judicial Court	COLR	O	X	O	O	X	O	X	O	O
Appeals Court	IAC	O	X	O	O	X	O	O	X (if originally dismissed as premature)	O

(continued on next page)

FIGURE B: Methods of Counting Cases in State Appellate Courts, 1996 (continued)

State/Court name:	Court type	Case counted at:				Case filed with:		Does the court count reinstated/reopened cases in its count of new filings?		
		Filing of				Trial court	Appellate court	No	Rarely	Yes, or frequently as new case
		Notice of appeal	The trial record	Record plus briefs	Other point					
<b>MICHIGAN:</b>										
Supreme Court	COLR	X	O	O	O	O	X	X	O	X
								(if remanded w/jurisdiction retained)	X	(if new appeal)
Court of Appeals	IAC	X	O	O	O	O	X	O	O	X
<b>MINNESOTA:</b>										
Supreme Court	COLR	X	O	O	O	O	X	X	O	O
Court of Appeals	IAC	X	O	O	O	O	X	X	O	O
<b>MISSISSIPPI:</b>										
Supreme Court	COLR	X	O	O	O	X	O	IDENTIFIED SEPARATELY		
Court of Appeals	IAC	O	O	O	X	O	O	IDENTIFIED SEPARATELY		
					(when assigned by COLR)					
<b>MISSOURI:</b>										
Supreme Court	COLR	X	O	O	O	X	O	X	O	O
Court of Appeals	IAC	X	O	O	O	X	O	X	O	O
<b>MONTANA:</b>										
Supreme Court	COLR	X	O	O	O	X	O	X	O	O
		(notice plus any other filing: fee, record, motion)								
<b>NEBRASKA:</b>										
Supreme Court	COLR	X	O	O	O	X	O	X	O	O
Court of Appeals	IAC	X	O	O	O	X	O	X	O	O
<b>NEVADA:</b>										
Supreme Court	COLR	O	X	O	O	O	X	IDENTIFIED SEPARATELY		
<b>NEW HAMPSHIRE:</b>										
Supreme Court	COLR	X	O	O	O	O	X	X	O	X
								(if remanded & jurisdiction retained)		
<b>NEW JERSEY:</b>										
Supreme Court	COLR	X	O	O	O	O	X	IDENTIFIED SEPARATELY		
Appellate Division of Superior Court	IAC	X	O	O	O	O	X	IDENTIFIED SEPARATELY		

(continued on next page)

FIGURE B: Methods of Counting Cases in State Appellate Courts, 1996 (continued)

State/Court name:	Court type	Case counted at:				Case filed with:		Does the court count reinstated/reopened cases in its count of new filings?		
		Filing of				Trial court	Appellate court	No	Rarely	Yes, or frequently as new case
		Notice of appeal	The trial record	Record plus briefs	Other point					
<b>NEW MEXICO:</b>										
Supreme Court	COLR	0	0	0	X (within 30 days of notice)	X	0	X	0	0
Court of Appeals	IAC	0	0	0	X (within 30 days of notice)	X	0	IDENTIFIED SEPARATELY		
<b>NEW YORK:</b>										
Court of Appeals	COLR	X	0	0	0	X	0	0	0	X
Appellate Divisions of Supreme Court	IAC	0	X	0	0	X	0	X (if remitted for specific issues)	0	X (if remanded for new trial)
Appellate Terms of Supreme Court	IAC	0	X	0	0	X	0	X	0	0
<b>NORTH CAROLINA:</b>										
Supreme Court	COLR	0	X	0	0	X (if direct appeal)	X (COLR if appeal from IAC)	X (if petition to rehear)	X	0
Court of Appeals	IAC	0	X	0	0	X	0	X (if reconsidering dismissal)	X	0
<b>NORTH DAKOTA:</b>										
Supreme Court	COLR	X	0	0	0	X	0	0	0	X
<b>OHIO:</b>										
Supreme Court	COLR	X	0	0	0	0	IAC	X	0	0
Court of Appeals	IAC	X	0	0	0	X*	0	X	0	0
<b>OKLAHOMA:</b>										
Supreme Court	COLR	X*	0	0	0	X	0	X*	0	X*
Court of Criminal Appeals	COLR	0 (notice plus transcript)	X	0	0	X	0	X*	0	X*
Court of Civil Appeals	IAC	0	0	0	TRANSFER	0	COLR	X*	0	X*
<b>OREGON:</b>										
Supreme Court	COLR	X	0	0	0	0	X	IDENTIFIED SEPARATELY		
Court of Appeals	IAC	X	0	0	0	0	X	IDENTIFIED SEPARATELY		

(continued on next page)



FIGURE B: Methods of Counting Cases in State Appellate Courts, 1996 (continued)

State/Court name:	Court type	Case counted at:				Case filed with:		Does the court count reinstated/reopened cases in its count of new filings?		
		Filing of				Trial court	Appellate court	No	Rarely	Yes, or frequently as new case
		Notice of appeal	The trial record	Record plus briefs	Other point					
<b>PENNSYLVANIA:</b>										
Supreme Court	COLR	X (direct appeal only)	O	O	X (discretionary certiorari granted)	X*	X*	X (if re-instituted to enforce order)	X (if new appeal)	O
Superior Court	IAC	X	O	O	O	X	O	X	O	O
Commonwealth Court	IAC	X	O	O	O	X	X	O (ADM. AGY.)	O	X
<b>PUERTO RICO:</b>										
Supreme Court	COLR	X	O	O	O	X	X	IDENTIFIED SEPARATELY		
Circuit Court of Appeals	IAC	X	O	O	O	X	X	IDENTIFIED SEPARATELY		
<b>RHODE ISLAND:</b>										
Supreme Court	COLR	O	X	O	O	O	X	O	O	X
<b>SOUTH CAROLINA:</b>										
Supreme Court	COLR	O	X	O	O	X	X	X	O	O
Court of Appeals	IAC	O	O	O	TRANSFER	O	O	X	O	O
<b>SOUTH DAKOTA:</b>										
Supreme Court	COLR	X	O	O	O	X	O	X	O	O
<b>TENNESSEE:</b>										
Supreme Court	COLR	X	O	O	O	O	X	IDENTIFIED SEPARATELY		
Court of Appeals	IAC	X	O	O	O	O	X	IDENTIFIED SEPARATELY		
Court of Criminal Appeals	IAC	X	O	O	O	O	X	IDENTIFIED SEPARATELY		
<b>TEXAS:</b>										
Supreme Court	COLR	X	O	O	O	O	X	IDENTIFIED SEPARATELY		
Court of Criminal Appeals	COLR	O	O	O	X (any first filing)	X	X	IDENTIFIED SEPARATELY		
Court of Appeals	IAC	X (Civil only)	O	O	O	X	O	IDENTIFIED SEPARATELY		
<b>UTAH:</b>										
Supreme Court	COLR	X	O	O	O	O	X (ADM. AGY.)	O	O	O
Court of Appeals	IAC	X	O	O	O	X	X	O	X	O

(continued on next page)

FIGURE B: Methods of Counting Cases in State Appellate Courts, 1996 (continued)

State/Court name:	Court type	Case counted at:				Case filed with:		Does the court count reinstated/reopened cases in its count of new filings?		
		Filing of				Trial court	Appellate court	No	Rarely	Yes, or frequently as new case
		Notice of appeal	The trial record	Record plus briefs	Other point					
<b>VERMONT:</b>										
Supreme Court	COLR	X	O	O	O	X	O	X (if dismissed & reinstated)	O	X (if after final decision or if statistical period has ended)
<b>VIRGINIA:</b>										
Supreme Court	COLR	X	O	O	O	O	X	X	O	O
Court of Appeals	IAC	X	O	O	O	X	O	X	O	O
<b>WASHINGTON:</b>										
Supreme Court	COLR	X	O	O	O	X	O	X	O	O
Court of Appeals	IAC	X	O	O	O	X	O	X	O	O
<b>WEST VIRGINIA:</b>										
Supreme Court of Appeals	COLR	X	O	O	O	X	O	X (counted as new filings as of 8/86)	O	O
<b>WISCONSIN:</b>										
Supreme Court	COLR	O	O	O	X (when accepted by court)	O	X	O	O	X
Court of Appeals	IAC	X	O	O	O	X	O	O	O	X
<b>WYOMING:</b>										
Supreme Court	COLR	O	X	O	O	O	X	X	O	O

ADM. AGY. = Administrative agency cases only.  
 CR = Criminal cases only.  
 CV = Civil cases only.  
 DP = Death penalty cases only.  
 COLR = Court of last resort.  
 IAC = Intermediate appellate court.  
 X = Yes  
 O = No

**FOOTNOTES\***

Arizona-Supreme Court: Civil cases are counted when the fee is paid within 30 days after trial record is filed.

Arizona-Court of Appeals: Civil cases are counted when the fee is paid within 30 days after trial record is filed. Juvenile/industrial/habeas corpus cases are counted at receipt of notice or at receipt of the trial record.

California-Supreme Court: Cases are counted at the notice of appeal for discretionary review cases from the IAC.

Kansas: Cases are counted at the docketing, which occurs 21 days after a notice of appeal is filed in the trial court.

Ohio-Court of Appeals: The clerk of the trial court is also the clerk of the Court of Appeals.

Oklahoma: The notice of appeal refers to the petition in error. The courts do not count reinstated cases as new filings, but do count any subsequent appeal of an earlier decided case as a new filing.

Pennsylvania-Supreme Court: Mandatory cases are filed with the trial court, and discretionary cases are filed with the appellate court.

Source: State administrative offices of the courts.

**FIGURE C: Dollar Amount Jurisdiction for Original Tort, Contract, Real Property Rights, and Small Claims Filings in State Trial Courts, 1996**

State/Court name:	Jurisdiction	Unlimited dollar amount torts, contracts, real property	Limited dollar amount torts, contracts, real property	Small claims			
		Minimum/maximum	Minimum/maximum	Maximum dollar amount	Jury trials	Summary procedures	Lawyers permitted
<b>ALABAMA:</b>							
Circuit Court	G	\$3,000/No maximum	-	-	-	-	-
District Court	L	-	\$3,000/\$10,000	\$3,000	No	Yes	Optional
<b>ALASKA:</b>							
Superior Court	G	0/No maximum	-	-	-	-	-
District Court	L	-	0/\$50,000	\$5,000	No	Yes	Yes
<b>ARIZONA:</b>							
Superior Court	G	\$5,000/No maximum	-	-	-	-	-
Justice of the Peace Court	L	-	0/\$5,000	\$2,500	No	Yes	No
<b>ARKANSAS:</b>							
Circuit Court	G	\$100/No maximum	-	-	-	-	-
Court of Common Pleas	L	-	\$500/\$1,000 (contract only)	-	-	-	-
Municipal Court	L	-	0/\$3,000 (contract and real property)	\$3,000	No	Yes	No
City Court, Police Court	L	-	0/\$300 (contract and real property)	-	-	-	-
Justice of the Peace	L	-	-	\$300	No	Yes	No
<b>CALIFORNIA:</b>							
Superior Court	G	\$25,000/No maximum	-	-	-	-	-
Municipal Court	L	-	0/\$25,000	\$5,000	No	Yes	No
<b>COLORADO:</b>							
District Court	G	0/No maximum	-	-	-	-	-
Water Court	G	0/No maximum	-	-	-	-	-
County Court	L	-	0/\$10,000	\$5,000	No	Yes	No
<b>CONNECTICUT:</b>							
Superior Court	G	0/No maximum	-	\$2,000	No	Yes	Yes
<b>DELAWARE:</b>							
Court of Chancery	G	0/No maximum	-	-	-	-	-
Superior Court	G	0/No maximum	-	-	-	-	-
Court of Common Pleas	L	-	0/\$50,000	-	-	-	-
Justice of the Peace Court	L	-	0/\$15,000	\$15,000	No	Yes	Yes
<b>DISTRICT OF COLUMBIA:</b>							
Superior Court	G	\$5,001/No maximum (No minimum for real property)	-	\$5,000	Yes	Yes	Yes
<b>FLORIDA:</b>							
Circuit Court	G	\$15,001/No maximum	-	-	-	-	-
County Court	L	-	\$2,501/\$15,000*	\$2,500*	Yes	Yes	Yes

(continued on next page)

FIGURE C: Dollar Amount Jurisdiction for Original Tort, Contract, Real Property Rights, and Small Claims Filings in State Trial Courts, 1996  
(continued)

State/Court name:	Jurisdiction	Unlimited dollar amount	Limited dollar amount	Small claims			
		torts, contracts, real property	torts, contracts, real property	Maximum dollar amount	Jury trials	Summary procedures	Lawyers permitted
		Minimum/maximum	Minimum/maximum				
<b>GEORGIA:</b>							
Superior Court	G	0/No maximum	-	No max	Yes	No	Yes
State Court	L	0/No maximum (No real property)	-	No max	Yes	No	Yes
Civil Court (Bibb & Richmond counties only)	L	-	0/\$7,500 - 0/\$25,000 (Bibb) - (Richmond)	\$25,000	Yes	Yes	Yes
Magistrate Court	L	-	0/\$5,000 (No real property)	\$5,000	No	Yes	Yes
Municipal Court (Columbus)	L	-	0/\$7,500	\$7,500	Yes	Yes	Yes
<b>HAWAII:</b>							
Circuit Court	G	\$5,000/No maximum	-	-	-	-	-
District Court	L	-	0/\$10,000 (No maximum in summary possession or ejectment)	\$2,500 (Except in residential security de- posit cases)	No	Yes	Yes
<b>IDAHO:</b>							
District Court: (Magistrates Division)	G	0/No maximum	-	-	-	-	-
	L	-	0/\$10,000	\$3,000	No	Yes	No
<b>ILLINOIS:</b>							
Circuit Court	G	0/No maximum	-	\$2,500	Yes	Yes	Yes
<b>INDIANA:</b>							
Superior Court and Circuit Court	G	0/No maximum	-	\$3,000	No	Yes	Yes
County Court	L	-	0/\$10,000	\$3,000	No	Yes	Yes
Small Claims Court of Marion County	L	-	-	\$6,000	No	Yes	Yes
City Court	L	-	0/\$500- \$3,000 (No real property)	-	-	-	-
<b>IOWA:</b>							
District Court	G	0/No maximum	-	\$4,000	No	Yes	Yes
<b>KANSAS:</b>							
District Court	G	0/No maximum	-	\$1,800	No	Yes	No
<b>KENTUCKY:</b>							
Circuit Court	G	\$4,000/No maximum	-	-	-	-	-
District Court	L	-	0/\$4,000	\$1,500	No	Yes	Yes
<b>LOUISIANA:</b>							
District Court	G	0/No maximum	-	-	-	-	-
City Court, Parish Court (New Orleans City Court)	L	-	0/\$15,000	\$2,000	No	Yes	Yes
	L	-	0/\$20,000	\$2,000	No	Yes	Yes
Justice of the Peace Court	L	-	0/\$2,000	\$2,000	No	Yes	Yes

(continued on next page)

FIGURE C: Dollar Amount Jurisdiction for Original Tort, Contract, Real Property Rights, and Small Claims Filings in State Trial Courts, 1996  
(continued)

State/Court name:	Jurisdiction	Unlimited dollar amount	Limited dollar amount	Small claims			
		torts, contracts, real property	torts, contracts, real property	Maximum dollar amount	Jury trials	Summary procedures	Lawyers permitted
		Minimum/maximum	Minimum/maximum				
<b>MAINE:</b>							
Superior Court	G	0/No maximum	-	-	-	-	-
District Court	L	-	0/\$30,000	\$3,000	No	Yes	Yes
<b>MARYLAND:</b>							
Circuit Court	G	\$2,500/No maximum	-	-	-	-	-
District Court	L	0/No maximum (only real property)	\$2,500/\$20,000 (only tort, contract)	\$2,500	No	Yes	Yes
<b>MASSACHUSETTS:</b>							
Trial Court of the Commonwealth:							
Superior Court Dept.	G	0/No maximum	-	-	-	-	-
Housing Court Dept.	G	0/No maximum	-	\$2,000	No	No	Yes
District Court Dept.	G	0/No maximum	-	\$2,000	Yes	Yes	Yes
Boston Municipal Court Dept.	G	0/No maximum	-	\$2,000	Yes	Yes	Yes
<b>MICHIGAN:</b>							
Circuit Court	G	\$10,000/No maximum	-	-	-	-	-
District Court	L	-	0/\$10,000	\$1,750	No	Yes	No
Municipal Court	L	-	0/\$1,500				
<b>MINNESOTA:</b>							
District Court	G	0/No maximum	-	\$5,000	No	Yes	Yes
<b>MISSISSIPPI:</b>							
Circuit Court	G	\$200/No maximum					
County Court	L		0/\$50,000	-	-	-	-
Justice Court	L		0/\$2,500	-	-	-	-
<b>MISSOURI:</b>							
Circuit Court	G	0/No maximum	-	-	-	-	-
(Associate Division)	L	-	0/\$25,000	\$3,000	No	Yes	Yes
<b>MONTANA:</b>							
District Court	G	\$50/No maximum	-	-	-	-	-
Justice of the Peace Court	L	-	0/\$5,000	\$3,000	No	Yes	No
Municipal Court	L	-	0/\$5,000	\$3,000	No	Yes	No
City Court	L	-	0/\$5,000	\$3,000	No	Yes	No
<b>NEBRASKA:</b>							
District Court	G	0/No maximum	-	-	-	-	-
County Court	L	-	0/\$15,000	\$2,100	No	Yes	No
<b>NEVADA:</b>							
District Court	G	\$7,500/No maximum	-	-	-	-	-
Justice Court	L	-	0/\$7,500	\$3,500	No	Yes	Yes
Municipal Court	L	-	0/\$2,500	\$2,500	-	-	-
<b>NEW HAMPSHIRE:</b>							
Superior Court	G	\$1,500/No maximum	-	-	-	-	-
District Court	L	-	0/\$25,000	\$2,500	No	Yes	Yes
Municipal Court	L	-	0/\$2,500 (only landlord-tenant, and small claims)	\$2,500	No	Yes	Yes

(continued on next page)

FIGURE C: Dollar Amount Jurisdiction for Original Tort, Contract, Real Property Rights, and Small Claims Filings in State Trial Courts, 1996  
(continued)

State/Court name:	Jurisdiction	Unlimited dollar amount torts, contracts, real property	Limited dollar amount torts, contracts, real property	Small claims			
		Minimum/maximum	Minimum/maximum	Maximum dollar amount	Jury trials	Summary procedures	Lawyers permitted
<b>NEW JERSEY:</b>							
Superior Court (Law Division and Chancery Division)	G	0/No maximum	-	-	-	-	-
(Law Division, Special Civil Part)	L	-	0/\$10,000	\$2,000	No	Yes	Yes
<b>NEW MEXICO:</b>							
District Court	G	0/No maximum	-	-	-	-	-
Magistrate Court	L	-	0/\$5,000	-	-	-	-
Metropolitan Court of Bernalillo County	L	-	0/\$5,000	-	-	-	-
<b>NEW YORK:</b>							
Supreme Court	G	0/No maximum	-	-	-	-	-
County Court	G	-	0/\$25,000	-	-	-	-
Civil Court of the City of New York	L	-	0/\$25,000	\$3,000	-	Yes	Yes
City Court	L	-	0/\$15,000	\$3,000	-	Yes	Yes
District Court	L	-	0/\$15,000	\$3,000	-	Yes	Yes
Court of Claims	L	0/No maximum	-	-	-	-	-
Town Court and Village Justice Court	L	-	0/\$3,000	\$3,000	-	Yes	Yes
<b>NORTH CAROLINA:</b>							
Superior Court	G	\$10,000/No maximum	-	-	-	-	-
District Court	L	-	0/\$10,000	\$3,000	No	Yes	Yes
<b>NORTH DAKOTA:</b>							
District Court	G	0/No maximum	-	\$5,000	No	Yes	Varies
<b>OHIO:</b>							
Court of Common Pleas	G	\$500/No maximum	-	-	-	-	-
County Court	L	-	0/\$3,000	\$2,000	No	Yes	Yes
Municipal Court	L	-	0/\$10,000	\$2,000	No	Yes	Yes
<b>OKLAHOMA:</b>							
District Court	G	0/No maximum	-	\$3,000	Yes	Yes	Yes
<b>OREGON:</b>							
Circuit Court	G	\$10,000/No maximum	-	-	-	-	-
District Court	L	-	\$200/\$10,000	\$2,500	No	Yes	No
Justice Court	L	-	\$200/\$2,500	\$2,500	No	Yes	No
<b>PENNSYLVANIA:</b>							
Court of Common Pleas	G	0/No maximum	-	-	-	-	-
District Justice Court	L	-	0/\$8,000	-	-	-	-
Philadelphia Municipal Court	L	-	0/\$10,000 (only real property)	\$10,000	No	Yes	Yes
Pittsburgh City Magistrates Court	L	-	0/No maximum (only real property)	-	-	-	-

(continued on next page)

FIGURE C: Dollar Amount Jurisdiction for Original Tort, Contract, Real Property Rights, and Small Claims Filings in State Trial Courts, 1996  
(continued)

State/Court name:	Jurisdiction	Unlimited dollar amount torts, contracts, real property	Limited dollar amount torts, contracts, real property	Small claims			
		Minimum/maximum	Minimum/maximum	Maximum dollar amount	Jury trials	Summary procedures	Lawyers permitted
<b>PUERTO RICO:</b>							
Court of First Instance	G	-	-	-	-	-	-
Superior Division		\$50,001/No maximum	-	-	-	-	-
District Subsection		\$3,001/\$50,000	-	-	-	-	-
Municipal Division		0/\$3,000	-	-	-	-	-
<b>RHODE ISLAND:</b>							
Superior Court	G	\$5,000/No maximum	-	-	-	-	-
District Court	L	-	\$1,500/\$5,000- \$10,000	\$1,500	No	Yes	Yes
<b>SOUTH CAROLINA:</b>							
Circuit Court	G	0/No maximum	-	-	-	-	-
Magistrate Court	L	-	0/\$5,000 (No max. in landlord-tenant)	\$5,000	Yes	Yes	Yes
<b>SOUTH DAKOTA:</b>							
Circuit Court	G	0/No maximum	-	\$4,000	No	Yes	Yes
<b>TENNESSEE:</b>							
Circuit Court, Chancery Court	G	\$50/No maximum	-	-	-	-	-
General Sessions Court	L	0/No maximum (Forcible entry, detainer, and in actions to recover personal property)	0/\$10,000 (All civil actions in counties with population under 700,000); 0/\$15,000 (All civil actions in counties with popula- tion over 700,000)	\$10,000- 15,000	No	Yes	Yes
<b>TEXAS:</b>							
District Court	G	\$200/No maximum	-	-	-	-	-
County Court at Law, Consti- tutional County Court	L	-	\$200/varies	-	-	-	-
Justice of the Peace Court	L	-	0/\$5,000	\$5,000	Yes	Yes	Yes
<b>UTAH:</b>							
District Court	G	0/No maximum	-	-	-	-	-
Justice Court	L	-	0/\$5,000	\$5,000	No	Yes	Yes
<b>VERMONT:</b>							
Superior Court	G	0/No maximum	-	-	-	-	-
District Court	G	-	-	\$3,500	Yes	Yes	Yes
<b>VIRGINIA:</b>							
Circuit Court	G	0-\$1,000/No maximum 0/No maximum (real property)	-	-	-	-	-
District Court	L	-	0/\$10,000	-	-	-	-
<b>WASHINGTON:</b>							
Superior Court	G	0/No maximum	-	-	-	-	-
District Court	L	-	0/\$25,000*	\$2,500	No	Yes	No
<b>WEST VIRGINIA:</b>							
Circuit Court	G	\$300/No maximum	-	-	-	-	-
Magistrate Court	L	-	0/\$5,000	-	-	-	-

(continued on next page)

FIGURE C: Dollar Amount Jurisdiction for Original Tort, Contract, Real Property Rights, and Small Claims Filings in State Trial Courts, 1996  
(continued)

State/Court name:	Jurisdiction	Unlimited dollar amount torts, contracts, real property	Limited dollar amount torts, contracts, real property	Small claims			
		Minimum/maximum	Minimum/maximum	Maximum dollar amount	Jury trials	Summary procedures	Lawyers permitted
<b>WISCONSIN:</b>							
Circuit Court	G	0/No maximum	-	\$5,000	Yes	Yes	Yes
<b>WYOMING:</b>							
District Court	G	\$1,000-\$7,000/No maximum	-	-	-	-	-
County Court	L	-	0/\$7,000	\$3,000	No	Yes	Yes
Justice of the Peace Court	L	-	0/\$3,000	\$3,000	No	Yes	Yes

**JURISDICTION CODES:**

- G = General jurisdiction court.
- L = Limited jurisdiction court.
- = Information not available.

**FOOTNOTES\***

Florida-County Court: Tort, contract, real property limits change to \$5,001/\$15,000 and small claims jurisdiction increases to \$5,000 effective January 1, 1997.

Washington-District Court: Maximum dollar amount jurisdiction for tort, contract, and real property will increase to \$35,000 effective July 27, 1997.

Source: State administrative offices of the courts.



**FIGURE D: Criminal Case Unit of Count Used by State Trial Courts, 1996**

State/Court name:	Jurisdiction	Point of counting a criminal case	Number of defendants		Contents of charging document			
			One	One or more	Single charge	Single incident (set # of charges per case)	Single incident (unlimited # of charges)	One or more incidents
<b>ALABAMA:</b>								
Circuit Court	G	Information/Indictment	X				X	
District Court	L	Complaint	X				X	
Municipal Court	L	Complaint	X		X			
<b>ALASKA:</b>								
Superior Court	G	Indictment	X		multiple charges		X	
District Court	L	Complaint	X		multiple counts		X	
<b>ARIZONA:</b>								
Superior Court	G	Information/indictment	X					X
Justice of the Peace Court	L	Complaint				Varies with jurisdiction*		
Municipal Court	L	Complaint				Varies with jurisdiction*		
<b>ARKANSAS:</b>								
Circuit Court	G	Information/indictment	X					X
Municipal Court	L	Complaint	X		X			
City Court, Police Court	L	Complaint	X		X			
<b>CALIFORNIA:</b>								
Superior Court	G	Information/indictment	X				X	
Municipal Court	L	Complaint	X				X	
<b>COLORADO:</b>								
District Court	G	Complaint	X					X
County Court	L	Complaint/summons	X					X
<b>CONNECTICUT:</b>								
Superior Court	G	Information	X				(varies among local police departments)	
<b>DELAWARE:</b>								
Superior Court	G	Information/indictment	X				X	
Family Court	L	Petition	X				X	
Justice of the Peace Court	L	Complaint	X		X			
Court of Common Pleas	L	Complaint	X				X	
Municipal Court of Wilmington	L	Complaint	X		X			
Alderman's Court	L	Complaint	X		X			
<b>DISTRICT OF COLUMBIA:</b>								
Superior Court	G	Complaint/information/indictment	X				X	
<b>FLORIDA:</b>								
Circuit Court	G	Information/indictment	X				(prosecutor decides)	
County Court	L	Complaint	X				X	

(continued on next page)

FIGURE D: Criminal Case Unit of Count Used by State Trial Courts, 1996 (continued)

State/Court name:	Jurisdiction	Point of counting a criminal case	Number of defendants		Contents of charging document			
			One	One or more	Single charge	Single incident (set # of charges per case)	Single incident (unlimited # of charges)	One or more incidents
<b>GEORGIA:</b>								
Superior Court	G	Indictment/accusation		X			X	
State Court	L	Accusation/citation		X			X	
Magistrate Court	L	Accusation/citation	X				X	
Probate Court	L	Accusation/citation	X				X	
Municipal Court	L	No data reported						
Civil Court	L	No data reported						
County Recorder's Court	L	No data reported						
Municipal Courts and the City Court of Atlanta	L	No data reported						
<b>HAWAII:</b>								
Circuit Court	G	Complaint/indictment	X				X	(most serious charge)
District Court	L	First appearance/information	X		X			
<b>IDAHO:</b>								
District Court	G	Information		X				X
(Magistrates Division)	L	Complaint		X				X
<b>ILLINOIS:</b>								
Circuit Court	G	Complaint/information/indictment		X			X	
<b>INDIANA:</b>								
Superior Court and Circuit Court	G	Information/indictment	X				X	(may not be consistent)
County Court	L	Information/complaint	X				X	(may not be consistent)
City Court and Town Court	L	Information/complaint	X				X	(may not be consistent)
<b>IOWA:</b>								
District Court	G	Information/indictment	X				X	
<b>KANSAS:</b>								
District Court	G	First appearance	X				X	
<b>KENTUCKY:</b>								
Circuit Court	G	Information/indictment	X				X	
District Court	L	Complaint/citation	X				X	
<b>LOUISIANA:</b>								
District Court	G	Information/indictment	Varies				Varies	
City and Parish Court	L	Information/complaint	X		X			
<b>MAINE:</b>								
Superior Court	G	Information/indictment	X				X	
District Court	L	Information/complaint	X		X			

(continued on next page)

FIGURE D: Criminal Case Unit of Count Used by State Trial Courts, 1996 (continued)

State/Court name:	Jurisdiction	Point of counting a criminal case	Number of defendants		Contents of charging document			
			One	One or more	Single charge	Single incident (set # of charges per case)	Single incident (unlimited # of charges)	One or more incidents
<b>MARYLAND:</b>								
Circuit Court	G	Information/indictment	X					X
District Court	L	Citation/information	X					X
<b>MASSACHUSETTS:</b>								
Trial Court of the Commonwealth:								
Superior Court Dept.	G	Information/indictment	X					X
Housing Court Dept.	L	Complaint	X					X
District Court Dept.	L	Complaint	X					X
Boston Municipal Ct.	L	Complaint	X					X
<b>MICHIGAN:</b>								
Circuit Court	G	Information	X			Varies, depending on prosecutor		
District Court	L	Complaint	X			Varies, depending on prosecutor		
Municipal Court	L	Complaint	X			Varies, depending on prosecutor		
<b>MINNESOTA:</b>								
District Court	G	First appearance	X					X
<b>MISSISSIPPI:</b>								
Circuit Court	G	Indictment	X					X
County Court	L	Affidavit/accusation	X					X
Justice Court	L	Affidavit/accusation	X					X
<b>MISSOURI:</b>								
Circuit Court	G	Information/indictment		X				X
(Associate Division)	L	Complaint/Information		X				X
<b>MONTANA:</b>								
District Court	G	Information/indictment		X				X
Justice of Peace Court	L	Complaint	X					X
Municipal Court	L	Complaint	X					X
City Court	L	Complaint	X					X
<b>NEBRASKA:</b>								
District Court	G	Information/indictment	X					X
County Court	L	Information/complaint	X					X
								(not consistently observed statewide)
<b>NEVADA:</b>								
District Court	G	Information/indictment	Varies			Varies, depending on prosecutor		
Justice Court	L	Complaint	Varies			Varies, depending on prosecutor		
Municipal Court	L	Complaint	Varies			Varies, depending on prosecutor		
<b>NEW HAMPSHIRE:</b>								
Superior Court	G	Information/indictment	X			X		
District Court	L	Complaint	X			X		
Municipal Court	L	Complaint	X			X		
<b>NEW JERSEY:</b>								
Superior Court (Law Division)	G	Accusation/indictment	X					X
Municipal Court	L	Complaint	X					X

(continued on next page)

FIGURE D: Criminal Case Unit of Count Used by State Trial Courts, 1996 (continued)

State/Court name:	Jurisdiction	Point of counting a criminal case	Number of defendants		Contents of charging document		
			One	One or more	Single charge	Single incident (set # of charges per case)	Single incident (unlimited # of charges)
<b>NEW MEXICO:</b>							
District Court	G	Indictment/information	X				X
Magistrate Court	L	Complaint	X				X
Bernalillo County Metropolitan Court	L	Complaint	X				X
<b>NEW YORK:</b>							
Supreme Court	G	Defendant/indictment		X		Varies depending on prosecutor	
County Court	G	Defendant/indictment		X		Varies depending on prosecutor	
Criminal Court of the City of New York	L	Defendant/docket		X		Varies depending on prosecutor	
District Court and City Court	L	Defendant/docket		X		Varies depending on prosecutor	
Town Court and Village Justice Court	L	N/A				Varies depending on prosecutor	
<b>NORTH CAROLINA:</b>							
Superior Court	G	Transfer (from District Court) Indictment (when case originates in Superior Court)	X			Varies depending on prosecutor	
District Court	L	Warrant/summons (includes citations, Magistrates order, misdemeanor statement of charges)	X			Varies depending on prosecutor	
<b>NORTH DAKOTA:</b>							
District Court	G	Information/indictment	X				X (may vary)
Municipal Court	L	Complaint	X				X
<b>OHIO:</b>							
Court of Common Pleas	G	Arraignment	X				X
County Court	L	Warrant/summons	X				X
Municipal Court	L	Warrant/summons	X				X
Mayor's Court	L	No data reported					
<b>OKLAHOMA:</b>							
District Court	G	Information/indictment		X			X
<b>OREGON:</b>							
Circuit Court	G	Complaint/indictment		X		(number of charges not consistent statewide)	
District Court	L	Complaint/indictment		X		(number of charges not consistent statewide)	
Justice Court	L	Complaint		X		(number of charges not consistent statewide)	
Municipal Court	L	Complaint		X	X		
<b>PENNSYLVANIA:</b>							
Court of Common Pleas	G	Information/docket transcript	X				X
District Justice Court	L	Complaint	X				X
Philadelphia Municipal Court	L	Complaint	X				X
Pittsburgh City Magistrates Ct.	L	Complaint	X				X
<b>PUERTO RICO:</b>							
Court of First Instance	G	Accusation	X		X		

(continued on next page)

FIGURE D: Criminal Case Unit of Count Used by State Trial Courts, 1996 (continued)

State/Court name:	Jurisdiction	Point of counting a criminal case	Number of defendants		Contents of charging document			
			One	One or more	Single charge	Single incident (set # of charges per case)	Single incident (unlimited # of charges)	One or more incidents
<b>RHODE ISLAND:</b>								
Superior Court	G	Information/indictment	X					X
District Court	L	Complaint	X					X
<b>SOUTH CAROLINA:</b>								
Circuit Court	G	Warrant/summons	X		X			
Magistrate Court	L	Warrant/summons	X		X			
Municipal Court	L	Warrant/summons	X		X			
<b>SOUTH DAKOTA:</b>								
Circuit Court	G	Complaint	X					X
<b>TENNESSEE:</b>								
Circuit Court and Criminal Court	G	Information/indictment	X		X			
General Sessions Court	L	No data reported						
Municipal Court	L	No data reported						
<b>TEXAS:</b>								
District Court and Criminal District Court	G	Information/indictment	X					X
County-level Courts	L	Complaint/information	X					X
Municipal Court	L	Complaint	X		X			
Justice of the Peace Court	L	Complaint	X		X			
<b>UTAH:</b>								
District Court	G	Information		X				
Justice Court	L	Citation	X					X
<b>VERMONT:</b>								
District Court	G	Arraignment	X					X
<b>VIRGINIA:</b>								
Circuit Court	G	Information/indictment	X		X			
District Court	L	Warrant/summons	X		X			
<b>WASHINGTON:</b>								
Superior Court	G	(Original) Information	X					X
District Court	L	Complaint/citation	X				X (2 max)	
Municipal Court	L	Complaint/citation	X				X (2 max)	
<b>WEST VIRGINIA:</b>								
Circuit Court	G	Information/indictment	X					X
Magistrate Court	L	Complaint			X			X
Municipal Court	L	Complaint	X		X			
<b>WISCONSIN:</b>								
Circuit Court	G	Initial appearance	X					X
Municipal Court	L	Citation*	X		X			

(continued on next page)

FIGURE D: Criminal Case Unit of Count Used by State Trial Courts, 1996 (continued)

State/Court name:	Jurisdiction	Point of counting a criminal case	Number of defendants		Contents of charging document			
			One	One or more	Single charge	Single incident (set # of charges per case)	Single incident (unlimited # of charges)	One or more incidents
<b>WYOMING:</b>								
District Court	G	Information/indictment		X				X
County Court	L	Citation/information		X				X
Justice of the Peace Court	L	Citation/information		X				X
Municipal Court	L	Citation/information	X			X		

**JURISDICTION CODES:**

G = General jurisdiction court.  
L = Limited jurisdiction court.

**FOOTNOTES\***

Arizona-Varies in limited jurisdiction courts. Prosecutor can file long form. Long form can involve one or more defendants and/or charges. Misdemeanors can also be included on citations.  
Wisconsin-Municipal Court-The court has exclusively civil jurisdiction, but its caseload includes first offense DWI/DUI cases. The *State Court Model Statistical Dictionary* treats all DWI/DUI cases as a subcategory of criminal cases.

Source: State administrative offices of the courts.

**FIGURE E: Juvenile Unit of Count Used in State Trial Courts, 1996**

State/Court name:	Jurisdiction	Filings are counted		Disposition counted		Age at which juvenile jurisdiction transfers to adult courts
		At intake or referral	At filing of petition or complaint	At adjudication of petition	At disposition of juvenile	
<b>ALABAMA:</b>						
Circuit Court	G		X	X		18
District Court	L		X	X		18
<b>ALASKA:</b>						
Superior Court	G		X	X		18
<b>ARIZONA:</b>						
Superior Court	G		X	X		18
<b>ARKANSAS:</b>						
Chancery Court	G		X		X	18*
<b>CALIFORNIA:</b>						
Superior Court	G		X	X		18
<b>COLORADO:</b>						
District Court (includes Denver Juvenile Court)	G		X		X	18
<b>CONNECTICUT:</b>						
Superior Court	G	X			X	16
<b>DELAWARE:</b>						
Family Court	L (special)		X	X		18
<b>DISTRICT OF COLUMBIA:</b>						
Superior Court	G	X			X	18*
<b>FLORIDA:</b>						
Circuit Court	G		X	X		18
<b>GEORGIA:</b>						
Juvenile Court	L (special)		X		X	17*
<b>HAWAII:</b>						
Circuit Court	G (Family Court Division)	X		X		16
<b>IDAHO:</b>						
District Court	G		X	X		18
<b>ILLINOIS:</b>						
Circuit Court	G		X		X	17 (15 for first-degree murder, aggravated criminal sexual assault, armed robbery, robbery with a firearm, and unlawful use of weapons on school grounds)

(continued on next page)

FIGURE E: Juvenile Unit of Count Used in State Trial Courts, 1996 (continued)

State/Court name:	Jurisdiction	Filings are counted		Disposition counted		Age at which juvenile jurisdiction transfers to adult courts
		At intake or referral	At filing of petition or complaint	At adjudication of petition	At disposition of juvenile	
<b>INDIANA:</b>						
Superior Court and Circuit Court	G		X	X		18
Probate Court	L		X	X		18
<b>IOWA:</b>						
District Court	G		X	Disposition data are not collected		18
<b>KANSAS:</b>						
District Court	G		X		X	18 14 (for traffic violation) 16 (for fish and game or charged with felony with two prior juvenile adjudications, which would be considered a felony)
<b>KENTUCKY:</b>						
District Court	L		X	X		18
<b>LOUISIANA:</b>						
District Court	G		X	X		17
Family Court and Juvenile Court	G		X	X		17 (15 for first- and second-degree murder, manslaughter, and aggravated rape)
City Court	L		X	X		16 (for armed robbery, aggravated burglary, and aggravated kidnapping)
<b>MAINE:</b>						
District Court	L		X		X	18
<b>MARYLAND:</b>						
Circuit Court	G		X		X	18
District Court	L		X		X	18
<b>MASSACHUSETTS:</b>						
Trial Court of the Commonwealth:	G					
District Court Dept.			X	X		17
Juvenile Court Dept.			X	X		17
<b>MICHIGAN:</b>						
Probate Court	L		X		X	17
<b>MINNESOTA:</b>						
District Court	G		X	X		18

(continued on next page)



FIGURE E: Juvenile Unit of Count Used in State Trial Courts, 1996 (continued)

State/Court name:	Jurisdiction	Filings are counted		Disposition counted		Age at which juvenile jurisdiction transfers to adult courts
		At intake or referral	At filing of petition or complaint	At adjudication of petition	At disposition of juvenile	
<b>MISSISSIPPI:</b>						
County Court	L		X	X		
Family Court	L		X	X		
<b>MISSOURI:</b>						
Circuit Court	G		X	X		17
<b>MONTANA:</b>						
District Court	G		X		X	18
<b>NEBRASKA:</b>						
Separate Juvenile Court	L		X		X	18
County Court	L		X		X	18
<b>NEVADA:</b>						
District Court	G		Varies by district		Varies by district	18*
<b>NEW HAMPSHIRE:</b>						
District Court	L		X		X	18 16 (for traffic violation) 15 (for some felony charges)
<b>NEW JERSEY:*</b>						
Superior Court	G	X		X		18 complaint
<b>NEW MEXICO:</b>						
District Court	G		X	X		18
<b>NEW YORK:</b>						
Family Court	L		X		X	16 (except for specified felonies, 13, 14, 15)
<b>NORTH CAROLINA:</b>						
District Court	L		X (first filing only)	X		16 (13-, 14- and 15-year-olds may be transferred (after the court finds probable cause) only as follows: if the offense is first degree murder, the court must transfer jurisdiction; for other felony-level offenses, the court may exercise discretion to transfer jurisdiction.)
<b>NORTH DAKOTA:</b>						
District Court	G		X		X	18
<b>OHIO:</b>						
Court of Common Pleas	G		X (warrant)		X	18

(continued on next page)

FIGURE E: Juvenile Unit of Count Used in State Trial Courts, 1996 (continued)

State/Court name:	Jurisdiction	Filings are counted		Disposition counted		Age at which juvenile jurisdiction transfers to adult courts
		At intake or referral	At filing of petition or complaint	At adjudication of petition	At disposition of juvenile	
OKLAHOMA: District Court	G		X (case number)	X		18
OREGON: Circuit Court	G		X	Dispositions are not counted		18
County Court	L		X			18
PENNSYLVANIA: Court of Common Pleas	G	X (delinquency)	X (dependency)	X		18
PUERTO RICO: Court of First Instance	G		X		X	18
RHODE ISLAND: Family Court	L		X	X		18
SOUTH CAROLINA: Family Court	L		X	X		17
SOUTH DAKOTA: Circuit Court	G	X		X		18
TENNESSEE: General Sessions Court	L		(Data are reported with Juvenile Court data)			
Juvenile Court	L	X			X	18
TEXAS: District Court	G		X		X	17
County Court at Law, Constitutional County Court, Probate Court	L		X		X	17
UTAH: Juvenile Court	L		X		X	18
VERMONT: Family Court	G		X		X	16*
VIRGINIA: District Court	L		X		X	18
WASHINGTON: Superior Court	G		X	X		18
WEST VIRGINIA: Circuit Court	G		X		X	18
WISCONSIN: Circuit Court	G		X	X		17
WYOMING: District Court	G		X	X		19

(continued on next page)

FIGURE E: Juvenile Unit of Count Used in State Trial Courts, 1996 (continued)

---

**JURISDICTION CODES:**

G = General jurisdiction court.  
L = Limited jurisdiction court.

**FOOTNOTES\***

Arkansas-At 14, if certain offenses are committed or other factors are involved (e.g., if offense is a felony if committed by an adult and juvenile has been adjudicated delinquent three times within the last two years for acts that would have been felonies if committed by an adult.

District of Columbia-Depending on the severity of the offense a juvenile between the ages of 16-18 can be charged as an adult.

Georgia-Age 18 for deprived juveniles.

New Jersey-All signed juvenile delinquency complaints are filed with the court and are docketed upon receipt (and therefore counted). Once complaints have been docketed they are screened by Court Intake Services and decisions are made as to how complaints will be processed (e.g., diversion, court hearings, etc.).

Nevada-Unless certified at a younger age because of felony charged.

Vermont-At 10, if certain offenses are committed or other factors are involved.

Source: State administrative offices of the courts.

**FIGURE F: State Trial Courts with Incidental Appellate Jurisdiction, 1996**

State/Court name:	Jurisdiction	Administrative Agency Appeals	Trial Court Appeals		Type of Appeal	Source of Trial Court Appeal
			Civil	Criminal		
ALABAMA: Circuit Court	G	X	X	X	de novo	District, Probate, Municipal Courts
ALASKA: Superior Court	G	X	O	O	de novo	
		X	X	X	on the record	District Court
ARIZONA: Superior Court	G	X	X	X	de novo (if no record)	Justice of the Peace, Municipal Court
ARKANSAS: Circuit Court	G	O	X	X	de novo	Court of Common Pleas, County, Municipal, City, and Police Courts, and Justice of the Peace
CALIFORNIA: Superior Court	G	X	X	X	de novo on the record	Municipal Court
COLORADO: District Court	G	X	X	O	on the record	County and Municipal Court of Record
County Court	L	O	X	X	de novo not of record	Municipal Court
CONNECTICUT: Superior Court	G	X	X	O	de novo or on the record	Probate Court
DELAWARE: Superior Court	G	O	X (arbitration)	X	de novo	Municipal Court of Wilmington, Alderman's, Justice of Peace Courts
		O	O	X	on the record	Family Court
		O	X (arbitration)	O		Superior Court
		O	X	X		Court of Common Pleas
DISTRICT OF COLUMBIA: Superior Court	G	X	O	O	on the record	Office of Employee Appeals, Administrative Traffic Agency
FLORIDA: Circuit Court	G	O	X	O	de novo on the record	County Court
		O	O	X	on the record	County Court

(continued on next page)

FIGURE F: State Trial Courts with Incidental Appellate Jurisdiction, 1996 (continued)

State/Court name:	Jurisdiction	Administrative Agency Appeals	Trial Court Appeals		Type of Appeal	Source of Trial Court Appeal
			Civil	Criminal		
<b>GEORGIA:</b>						
Superior Court	G	X	X	O	de novo or on the record	Probate Court, Magistrate Court
		O	O	X	de novo, on the record, or certiorari	Probate Court, Municipal Court, Magistrate Court, County Recorder's Court
State Court	L	O	X	O	certiorari on the record	Magistrate Court
		O	O	X		County Recorder's Court
<b>HAWAII:</b>						
Circuit Court	G	X	O	O	de novo	
<b>IDAHO:</b>						
District Court	G	X (small claims only)	X	X	de novo	Magistrates Division
		O	X	O	on the record	Magistrates Division
<b>ILLINOIS:</b>						
Circuit Court	G	X	O	O	on the record	
<b>INDIANA:</b>						
Superior Court and Circuit Court	G	X	X	X	de novo	City and Town Courts
<b>IOWA:</b>						
District Court	G	X	O	O	de novo	
		O	X	X	on the record	Magistrates Division
<b>KANSAS:</b>						
District Court	G	X	X	X	criminal on the record civil on the record	Criminal (from Municipal Court) Civil (from limited jurisdiction judge)
<b>KENTUCKY:</b>						
Circuit Court	G	X	X	X	on the record	District Court
<b>LOUISIANA:</b>						
District Court	G	X	X	X	on the record de novo	City and Parish Justice of the Peace, Mayor's Courts
<b>MAINE:</b>						
Superior Court	G	X	X	X	on the record	District Court, Administrative Court
<b>MARYLAND:</b>						
Circuit Court	G	X	X	X	de novo, on the record	District Court

(continued on next page)

FIGURE F: State Trial Courts with Incidental Appellate Jurisdiction, 1996 (continued)

State/Court name:	Jurisdiction	Administrative Agency Appeals	Trial Court Appeals		Type of Appeal	Source of Trial Court Appeal
			Civil	Criminal		
<b>MASSACHUSETTS:</b>						
Superior Court Department	G	X	X	O	de novo, on the record	Other departments
District Court Department and Boston Municipal Court	G	X	X	X	de novo, first instance	Other departments
<b>MICHIGAN:</b>						
Circuit Court	G	X	X	X	de novo on the record	Municipal Court District, Municipal, and Probate Courts
<b>MINNESOTA:</b>						
District Court	G	O	X		de novo	Conciliation Division
<b>MISSISSIPPI:</b>						
Circuit Court	G	X O O	X O X	X X X	on the record de novo de novo	County Court Municipal Courts Justice Courts
Chancery Court	L	X	X	X	on the record	Commission
<b>MISSOURI:</b>						
Circuit Court	G	X X	O X	O O	on the record de novo	Municipal Court, Associate Divisions
<b>MONTANA:</b>						
District Court	G	X O	X O	O X	de novo and on the record de novo	Justice of Peace, Municipal, City Courts, and State Boards
<b>NEBRASKA:</b>						
District Court	G	X O	O X	O X	de novo on the record on the record	County Court
<b>NEVADA:</b>						
District Court	G	X O O	X O O	X X X	on the record de novo on the record	Justice Court Municipal Court If Municipal Court is designated court of record
<b>NEW HAMPSHIRE:</b>						
Superior Court	G	X	O	X	de novo	District, Municipal, Probate Courts
<b>NEW JERSEY:</b>						
Superior Court	G	O	O	X	de novo on the record	Municipal Court
<b>NEW MEXICO:</b>						
District Court	G	X	X	X	de novo	Magistrate, Probate, Municipal, Bernalillo County Metropolitan Courts

(continued on next page)

FIGURE F: State Trial Courts with Incidental Appellate Jurisdiction, 1996 (continued)

State/Court name:	Jurisdiction	Administrative Agency Appeals	Trial Court Appeals		Type of Appeal	Source of Trial Court Appeal
			Civil	Criminal		
<b>NEW YORK:</b> County Court	G	O	X	X	on the record	City, Town and Village Justice Courts
<b>NORTH CAROLINA:</b> Superior Court	G	X X	O O	X O	de novo de novo on the record	District Court
District Court	L	X O	O X	O X	on the record de novo	Magistrates
<b>NORTH DAKOTA:</b> District Court	G	X	O	O	Varies	Municipal Court
<b>OHIO:</b> Court of Common Pleas	G	X	O	O	de novo and on the record	Mayor's Court Mayor's Court
County Court	L	O	O	X	de novo	
Municipal Court	L	O	O	X	de novo	
Court of Claims	L	X	O	O	de novo	
<b>OKLAHOMA:</b> District Court	G	X	O	X	de novo on the record	Municipal Court
Court of Tax Review	L	X	O	O	de novo on the record	Not of Record
<b>OREGON:</b> Circuit Court	G	X	X	X	on the record	County Court, Municipal Court (in counties with no District Court), Justice Court (in counties with no District Court)
Tax Court	G	X	O	O	on the record	
<b>PENNSYLVANIA:</b> Court of Common Pleas	G	X	X	O	on the record	Philadelphia Municipal Court, District Justice, Philadelphia Traffic, Pittsburgh City
Magistrates Court	L	O	O	X	de novo	
<b>PUERTO RICO:</b> Court of First Instance	G	X	X	X	on the record	District and Municipal Subsections
<b>RHODE ISLAND:</b> Superior Court	G	X O	O X	O X	on the record de novo	District, Municipal, Probate Courts
District Court	L	X	O	O	on the record	
<b>SOUTH CAROLINA:</b> Circuit Court	G	X	X	X	de novo on the record	Magistrate, Probate, Municipal Courts

(continued on next page)

FIGURE F: State Trial Courts with Incidental Appellate Jurisdiction, 1996 (continued)

State/Court name:	Jurisdiction	Administrative Agency Appeals	Trial Court Appeals		Type of Appeal	Source of Trial Court Appeal
			Civil	Criminal		
SOUTH DAKOTA: Circuit Court	G	X O	O X	O X	de novo and on the record de novo	Magistrates Division
TENNESSEE: Circuit, Criminal and Chancery Courts	G	X	X	X	de novo	General Sessions, Municipal, and Juvenile Courts
TEXAS: District Court	G	X	O	O	de novo  de novo on the record	Municipal Court not of record, Justice of the Peace Courts Municipal Courts of record
County-level Courts	L	O	X	X	de novo  de novo on the record	Municipal Court not of record, Justice of the Peace Courts Municipal Courts of record
UTAH: District Court	G	X	X	X	de novo	Justice Courts
VERMONT: Superior Court	G	X	X	O	de novo or on the record	Probate Court, Small Claims from District Court
District Court	G	O	X	O	de novo or on the record	Probate Court, Traffic Complaint Bureau
VIRGINIA: Circuit Court	G	X O	O X	O X	on the record de novo	District Court
WASHINGTON: Superior Court	G	X	X	X	de novo and de novo on the record	District, Municipal Courts
WEST VIRGINIA: Circuit Court	G	X O	O X X	O X X	on the record de novo on the record	Municipal Court Magistrate Court (jury trials and preliminary hearings) (Magistrate Court)
WISCONSIN: Circuit Court	G	X	X	X (first offense DWI/DUI only)	de novo	Municipal Court
WYOMING: District Court	G	X	X	X	de novo on the record	Justice of the Peace, Municipal, County Courts

(continued on next page)



FIGURE F: State Trial Courts with Incidental Appellate Jurisdiction, 1996 (continued)

---

**JURISDICTION CODES:**

- G = General jurisdiction court.
- L = Limited jurisdiction court.
- = Information not available.
- X = Yes
- O = No

**Definitions of types of appeal:**

**certiorari:** An appellate court case category in which a petition is presented to an appellate court asking the court to review the judgment of a trial court or administrative agency, or the decision of an intermediate appellate court.

**first instance:** If dissatisfied with the de novo verdict of the judge, defendant can go before the jury.

**de novo:** An appeal from one trial court to another trial court that results in a totally new set of proceedings and a new trial court judgment.

**de novo on the record:** An appeal from one trial court to another trial court that is based on the record and results in a new trial court judgment.

**on the record:** An appeal from one trial court to another trial court in which procedural challenges to the original trial proceedings are claimed, and an evaluation of those challenges are made—there is not a new trial court judgment on the case.

Source: State administrative offices of the courts.

**FIGURE G: Number of Authorized Judges/Justices in State Courts, 1996**

State:	Court(s) of last resort	Intermediate appellate court(s)	General jurisdiction court(s)	Limited jurisdiction court(s)
ALABAMA	9	10	131	405
ALASKA	5	3	37 (includes 5 masters)	56 (includes 39 magistrates)
ARIZONA	5	22	132	223 (includes 82 justices of the peace, 63 part-time judges)
ARKANSAS	7	9	104	320 (includes 55 justices of the peace)
CALIFORNIA	7	88 *	964 (includes 136 commissioners and 39 referees)	848 (includes 174 commissioners and 4 referees)
COLORADO	7	16	115 (includes 4 magistrates)	364 (includes 52 part-time judges)
CONNECTICUT	7	9	174	133
DELAWARE	5	-	22 (includes 1 chancellor and 4 vice-chancellors)	85 (includes 53 justices of the peace, 1 chief magistrate, 9 aldermen, 1 part-time judge, 1 mayor)
DISTRICT OF COLUMBIA	9	-	59	-
FLORIDA	7	61	455	256
GEORGIA	7	10	169	1,138 (includes 76 part-time judges, 158 chief magistrates, 316 magistrates, and 35 associate juvenile court judges)
HAWAII	5	4	42 (includes 15 family court judges)	22 (excludes per diem judges)
IDAHO	5	3	118 (includes 81 full-time magistrate judges)	-
ILLINOIS	7	52 (includes 10 supplemental judges)	874 (includes 332 associate judges and 50 permissive associate judges)	-
INDIANA	5	16 (includes 1 tax court judge)	273	95
IOWA	9	6	348 (includes 137 part-time magistrates, 12 associate juvenile judges, 1 associate probate judge, and 6 part-time alternate district associate judges)	-
KANSAS	7	10	218 (includes 69 district magistrates)	255
KENTUCKY	7	14	93	196 (includes 71 trial commissioners)
LOUISIANA	8 (includes one assigned from courts of appeal)	54	221 (includes 7 commissioners)	713 (includes 390 justices of the peace, 250 mayors)
MAINE	7	-	16	45 (includes 16 part-time judges)
MARYLAND	7	13	132	164
MASSACHUSETTS	7	14	341	-
MICHIGAN	7	28	210	372
MINNESOTA	7	16	252 *	- *
MISSISSIPPI	9	10	48	475 (includes 191 justices of the peace and 45 chancellors)
MISSOURI	7	32	331 (includes 22 commissioners)	336
MONTANA	7	-	51 (includes 6 water masters)	130 (includes 36 justices of the peace that also serve on the city court)
NEBRASKA	7	6 *	51	71
NEVADA	5	-	46	95 (includes 67 justices of the peace)

(continued on next page)

FIGURE G: Number of Authorized Judges/Justices in State Courts, 1996 (continued)

State:	Court(s) of last resort	Intermediate appellate court(s)	General jurisdiction court(s)	Limited jurisdiction court(s)
NEW HAMPSHIRE	5	-	40 (includes 11 full-time marital masters)	97 (includes 77 part-time judges)
NEW JERSEY	7	32	393 (includes 21 surrogates)	377 (includes 325 part-time judges)
NEW MEXICO	5	10	69	188
NEW YORK	7	66	457	3,045 (includes 79 surrogates, 2,300 justices of the peace)
NORTH CAROLINA	7	12	195 (includes 100 clerks who hear uncontested probate)	873 (includes 679 magistrates of which approximately 36 are part-time)
NORTH DAKOTA	5	-	46	76
OHIO	7	65	369	684 (includes 428 mayors)
OKLAHOMA	14	12	221 (includes 73 special judges)	372 (includes part-time judges)
OREGON	7	10	94	241 (includes 30 justices of the peace)
PENNSYLVANIA	7	24	366	585 (includes 551 district justices and 6 magistrates)
PUERTO RICO	7	33	295	-
RHODE ISLAND	5	-	23 (includes 1 master)	104 (includes 4 masters, 2 magistrates)
SOUTH CAROLINA	5	9	63 (includes 20 masters-in-equity)	690 (includes 295 magistrates)
SOUTH DAKOTA	5	-	192 (includes 4 part-time lay magistrates, 11.5 magistrate judges, 89 full-time clerk magistrates, and 51 part-time clerk magistrates)	-
TENNESSEE	5	24	142 (includes 33 chancellors)	495
TEXAS	18	80	395	2,491 (includes 839 justices of the peace)
UTAH	5	7	74 (includes 6 domestic court commissioners)	139 (includes 117 justices of the peace and one commissioner)
VERMONT	5	-	36 (includes 5 child support magistrates)	24 (includes 19 part-time judges and 4 hearing officers)
VIRGINIA	7	10	144	214 (includes 96 FTE juvenile and domestic relations judges)
WASHINGTON	9	20	161	210
WEST VIRGINIA	5	-	62	276 (includes 154 magistrates and 122 part-time judges)
WISCONSIN	7	16	233	219
WYOMING	5	-	17	104 (includes 10 part-time justices of the peace and 73 part-time judges)
<b>Total</b>	<b>357</b>	<b>936</b>	<b>10,114</b>	<b>18,301</b>

- = The state does not have a court at the indicated level.

NOTE: This table identifies, in parentheses, all individuals who hear cases but are not titled judges/justices. Some states may have given the title "judge" to officials who are called magistrates, justices of the peace, etc., in other states.

**FOOTNOTES\***

California—Courts of Appeal judges increase to 93 effective January 1, 1997.

Minnesota—General jurisdiction and limited jurisdiction courts were consolidated in 1987.

Nebraska—The Nebraska Court of Appeals was established September 6, 1991.

North Dakota—A temporary court of appeals was established July 1, 1987 to exercise appellate and original jurisdiction as delegated by the supreme court. This court does not sit, has no assigned judges, has heard no appeals, and is currently unfunded.

Source: State administrative offices of the courts.

**FIGURE H: Method of Counting Civil Cases in State Trial Courts, 1996**

State/Court name:	Jurisdiction	Are reopened cases counted as new filings, or identified separately as reopened cases?	Qualifications or Conditions	Are enforcement/ collection proceedings counted? If yes, are they counted separately from new case filings?	Are temporary injunctions counted? If yes, are they counted separately from new case filings?
<b>ALABAMA:</b>					
Circuit Court	G	New filings		No	No
District Court	L	New filings		No	No
<b>ALASKA:</b>					
Superior Court	G	Reopened		No	No
District Court	L	Reopened		No	No
<b>ARIZONA:</b>					
Superior Court	G	New filings		No	No
Justice of the Peace Court	L	New filings		No	No
<b>ARKANSAS:</b>					
Circuit Court	G	Reopened		No	No
Chancery and Probate Court	G	Reopened		No	No
<b>CALIFORNIA:</b>					
Superior Court	G	Reopened	Retried cases	No	No
Municipal Court	L	Reopened	Retried cases	No	NA
<b>COLORADO:</b>					
District Court	G	Reopened	Post activities	No	No
Water Court	G	Reopened	Post activities	No	No
County Court	L	Reopened	Post activities	No	No
Municipal Court	L	NA		NA	NA
<b>CONNECTICUT:</b>					
Superior Court	G	New filings		No	No If heard separately (rarely occurs)
<b>DELAWARE:</b>					
Court of Chancery	G	Reopened		No	No
Superior Court	G	New filings reopened	If remanded Case rehearing	No	Yes/No
Justice of the Peace Court	L	New filings		No	Yes/No
Family Court	L	New filings are heard separately Reopened if rehearing of total case	If part of original proceeding	No	No
Court of Common Pleas	L	New filings reopened	If remanded rehearing	No	No
<b>DISTRICT OF COLUMBIA:</b>					
Superior Court	G	Reopened		Yes/No	Yes/No
<b>FLORIDA:</b>					
County Court	L	Reopened		Yes/No	Yes/No
Circuit Court	G	Reopened		Yes/No	Yes/No

(continued on next page)

FIGURE H: Method of Counting Civil Cases in State Trial Courts, 1996 (continued)

State/Court name:	Jurisdiction	Are reopened cases counted as new filings, or identified separately as reopened cases?	Qualifications or Conditions	Are enforcement/collection proceedings counted? If yes, are they counted separately from new case filings?	Are temporary injunctions counted? If yes, are they counted separately from new case filings?
<b>GEORGIA:</b>					
Superior Court	G	New filings		Yes	No
Civil Court	L	NC		NC	NC
State Court	L	New filings		Yes	No
Probate Court	L	New filings		NC	NC
Magistrate Court	L	New filings		Yes	No
Municipal Court	L	NC		NC	NC
<b>HAWAII:</b>					
Circuit Court	G	New filings		Yes/Yes Special proceedings	Yes/Yes Circuit Court: Special proceedings
Family Court	G	New filings			Yes/No
District Court	L	New filings		No	Yes/No (included as new case filing)
<b>IDAHO:</b>					
District Court	G	Reopened		Yes/No	No
<b>ILLINOIS:</b>					
Circuit Court	G	Reopened		No	No
<b>INDIANA:</b>					
Superior Court	G	Reopened	Redocketed	No	No
Circuit Court	G	Reopened	Redocketed	No	No
County Court	L	Reopened	Redocketed	No	No
City Court	L	NA	NA	NA	N/Applicable
Small Claims Court of Marion County	L	NA	NA	NA	NA
<b>IOWA:</b>					
District Court	G	New filings		Yes/Yes	No
<b>KANSAS:</b>					
District Court	G	Reopened		No	Yes/No
<b>KENTUCKY:</b>					
Circuit Court	G	Reopened		No	Yes/Yes
District Court	L	Reopened		No	Yes/Yes
<b>LOUISIANA:</b>					
District Court	G	New filings		Yes/No	Yes/No
Juvenile Court	G	New filings		Yes/No	No
Family Court	G	New filings		No	No
City & Parish Courts	L	New filings		Yes/Yes	No
<b>MAINE:</b>					
Superior Court	G	New filings		No	Yes/No
District Court	L	NC		No	No
Probate Court	L	NC		No	No

(continued on next page)

FIGURE H: Method of Counting Civil Cases in State Trial Courts, 1996 (continued)

State/Court name:	Jurisdiction	Are reopened cases counted as new filings, or identified separately as reopened cases?	Qualifications or Conditions	Are enforcement/collection proceedings counted? If yes, are they counted separately from new case filings?	Are temporary injunctions counted? If yes, are they counted separately from new case filings?
<b>MARYLAND:</b>					
Circuit Court	G	Reopened, but included with new filings		No	NA
District Court	L	NA		NA	Yes/No
<b>MASSACHUSETTS:</b>					
Trial Court of the Commonwealth:					
Superior Court Dept.	G	NC		NA	Yes/No
District Court Dept.	G	NC		Yes/Yes	NA
Boston Municipal Court Dept.	G	NC		Yes/Yes	NA
Housing Court Dept.	G	NC		Yes/Yes	NA
Land Court Dept.	G	NC		N/Applicable	NA
<b>MICHIGAN:</b>					
Court of Claims	G	Reopened		No	No
Circuit Court	G	Reopened		No	No
District Court	L	New filings		NA	NA
Municipal Court	L	New filings		NA	NA
<b>MINNESOTA:</b>					
District Court	G	Identified separately	No	No	
<b>MISSISSIPPI:</b>					
Circuit Court	G	Reopened		Yes	Yes/No
Chancery Court	L	Reopened		Yes	Yes/No
County Court	L	Varies from court to court		Varies	Yes/No
Family Court	L	Varies from court to court		Varies	Varies
Justice Court	L	Varies from court to court		Varies	Varies
<b>MISSOURI:</b>					
Circuit Court	G	New filings		Yes/No	Yes/No
<b>MONTANA:</b>					
District Court	G	New filings		Yes/Yes	Yes/No
Justice of the Peace Court	L	NA		NA	NA
Municipal Court	L	NA		NA	NA
City Court	L	NA		NA	NA
<b>NEBRASKA:</b>					
District Court	G	Reopened		No	No
County Court	L	Reopened		No	No
<b>NEVADA:</b>					
District Court	G	Reopened	May not be reopened but refers back to original case	Varies/Varies	Varies
<b>NEW HAMPSHIRE:</b>					
Superior Court	G	Reopened		No	No
District Court	L	NC		No	No
Municipal Court	L	NC		No	No

(continued on next page)

FIGURE H: Method of Counting Civil Cases in State Trial Courts, 1996 (continued)

State/Court name:	Jurisdiction	Are reopened cases counted as new filings, or identified separately as reopened cases?	Qualifications or Conditions	Are enforcement/collection proceedings counted? If yes, are they counted separately from new case filings?	Are temporary injunctions counted? If yes, are they counted separately from new case filings?
<b>NEW JERSEY:</b>					
Superior Court: Family	G	Reopened		Yes/Yes	Yes/No (except for domestic violence)
Civil, General Equity, and Criminal Divisions	G	Reopened		No	No
<b>NEW MEXICO:</b>					
District Court	G	Reopened		Yes/Yes	No
Magistrate Court	L	Reopened		No	No
Metropolitan Court of Bernalillo County	L	Reopened		No	No
<b>NEW YORK:</b>					
Supreme Court	G	Reopened		Yes/No	Yes/No
County Court	L	NC		No	No
Court of Claims	L	NC		No	No
Family Court	L	Reopened		Yes/No	No
District Court	L	NC		No	No
City Court	L	NC		No	No
Civil Court of the City of New York	L	NC		No	No
Town & Village Justice Court	L	NC		No	No
<b>NORTH CAROLINA:</b>					
Superior Court	G	NC		No	No
District Court	L	NC		Yes/No	No
<b>NORTH DAKOTA:</b>					
District Court	G	New filings		Yes/Yes (only counted if a hearing was held)	Yes/Yes
<b>OHIO:</b>					
Court of Common Pleas	G	Reopened		Yes/No (are counted separately in domestic relations cases)	Yes/No
Municipal Court	L	Reopened		Yes	Yes
County Court	L	Reopened		Yes	Yes
Court of Claims	L	NA		NA	NA
<b>OKLAHOMA:</b>					
District Court	G	Reopened		No	No
<b>OREGON:</b>					
Circuit Court	G	Reopened, not counted		Yes/No	Yes/No
Justice Court	L	NA		NA	NA
Municipal Court	L	NA		NA	NA
District Court	L	Reopened, not counted		NA	NA
<b>PENNSYLVANIA:</b>					
Court of Common Pleas	G	Reopened		No	No
District Justice Court	L	New filings		NA	NA
<b>PUERTO RICO:</b>					
Court of First Instance	G	New filings		Yes/No	No

(continued on next page)

FIGURE H: Method of Counting Civil Cases in State Trial Courts, 1996 (continued)

State/Court name:	Jurisdiction	Are reopened cases counted as new filings, or identified separately as reopened cases?	Qualifications or Conditions	Are enforcement/ collection proceedings counted? If yes, are they counted separately from new case filings?	Are temporary injunctions counted? If yes, are they counted separately from new case filings?
<b>RHODE ISLAND:</b>					
Superior Court	G	Reopened		No	Yes/No
District Court	L	Reopened		No	Yes/Yes
Family Court	L	Reopened		No	Yes/Yes
Probate Court	L	NA		NA	NA
<b>SOUTH CAROLINA:</b>					
Circuit Court	G	New filings		No	No (Permanent
Family Court	L	New filings		No	No injunctions
Magistrate Court	L	New filings		No	No are counted
Probate Court	L	New filings		No	No as a new filing)
<b>SOUTH DAKOTA:</b>					
Circuit Court	G	NC		No	Yes/No
<b>TENNESSEE:</b>					
Circuit Court	G	Reopened	(varies based on local practice)		(varies based on local practice)
Chancery Court	G	Reopened	(varies based on local practice)		(varies based on local practice)
General Sessions Court	L	Reopened	(varies based on local practice)		(varies based on local practice)
<b>TEXAS:</b>					
District Court	G	Reopened		No	No
Constitutional County Court	L	Reopened		No	No
County Court at Law	L	Reopened		No	No
Justice Court	L	New filings		No	No
<b>UTAH:</b>					
District Court	G	NC		No	Yes/No
Justice Court	L	NC		No	Yes/No
<b>VERMONT:</b>					
Superior Court	G	Reopened		No	Yes/No
District Court	G	Reopened		No	Yes/No
Family Court	G	Reopened		No	Yes/No
Probate Court	L	Reopened		No	N/Applicable
<b>VIRGINIA:</b>					
Circuit Court	G	Reopened	Reinstated cases		
District Court	L	New filings		Yes/No	No
<b>WASHINGTON:</b>					
Superior Court	G	Reopened		No	Yes/No
Municipal Court	L	New filings		NA	NA
District Court	L	New filings		No	NA
<b>WEST VIRGINIA:</b>					
Circuit Court	G	NC		No	Yes/No
Magistrate Court	L	NC		No	N/Applicable

(continued on next page)



FIGURE H: Method of Counting Civil Cases in State Trial Courts, 1996 (continued)

State/Court name:	Jurisdiction	Are reopened cases counted as new filings, or identified separately as reopened cases?	Qualifications or Conditions	Are enforcement/ collection proceedings counted? If yes, are they counted separately from new case filings?	Are temporary injunctions counted? If yes, are they counted separately from new case filings?
<b>WISCONSIN:</b>					
Circuit Court	G	New filings	Identified with R (reopened) suffix, but included in total count	No	Yes/Yes
<b>WYOMING:</b>					
District Court	G	Reopened		No	No
Justice of the Peace Court	L	Reopened		No	NA
County Court	L	Reopened		No	NA

**JURISDICTION CODES:**

G = General Jurisdiction Court

L = Limited Jurisdiction Court

NA = Information is not available

NC = Information is not collected/counted

N/Applicable = Civil case types heard by this court are not applicable to this figure.

Source: State administrative offices of the courts.

# **S**ate Court Caseload Tables

## *1995 State Court Caseload Tables*

- 105      TABLE 1:      Reported National Caseload for State Appellate Courts, 1996.  
Mandatory jurisdiction cases and discretionary jurisdiction petitions  
in courts of last resort and intermediate appellate courts.
- 106      TABLE 2:      Reported Total Caseload for All State Appellate Courts, 1996.  
Total mandatory cases, total discretionary petitions, and total discretionary petitions  
granted that are filed and disposed. The number of and filed-per-judge figures for both  
the sum of mandatory cases and discretionary petitions, and the sum of mandatory cases  
and discretionary petitions granted. Court type and the point at which cases are counted.
- 117      TABLE 3:      Selected Caseload and Processing Measures for Mandatory Cases in State  
Appellate Courts, 1996. Court type. Filed and disposed cases. Disposed as a percent  
of filed. Number of judges. Filed per judge. Filed per 100,000 total population.
- 123      TABLE 4:      Selected Caseload and Processing Measures for Discretionary Petitions in State Appellate  
Courts, 1996. Court type. Filed and disposed cases. Disposed as a percent of filed.  
Number of judges. Filed per judge. Filed per 100,000 total population.
- 128      TABLE 5:      Selected Caseload and Processing Measures for Discretionary Petitions Granted in State  
Appellate Courts, 1996. Court type. Filed, filed granted, and granted disposed cases.  
Granted as a percent of filed. Disposed as a percent of granted. Number of judges.  
Filed granted per judge.
- 133      TABLE 6:      Opinions Reported by State Appellate Courts, 1996.  
Opinion unit of count. Composition of opinion count. Signed opinions.  
Number of justices/judges. Number of lawyer support personnel.
- 137      TABLE 7:      Reported National Civil and Criminal Caseloads for State Trial Courts, 1996.  
Civil and criminal cases in general jurisdiction and limited jurisdiction courts.
- 139      TABLE 8:      Reported Grand Total State Trial Court Caseload, 1996.  
Jurisdiction, parking, criminal unit of count, and support/custody codes.  
Case filings and dispositions. Dispositions as a percentage of filings.  
Filings per 100,000 total population.
- 148      TABLE 9:      Reported Total State Trial Court Civil Caseload, 1996.  
Jurisdiction, support/custody codes. Case filings and dispositions. Dispositions as  
a percentage of filings. Filings per 100,000 total population.
- 156      TABLE 10:      Reported Total State Trial Court Criminal Caseload, 1996.  
Jurisdiction, criminal unit of count, and point of filing codes. Case filings  
and dispositions. Dispositions as a percentage of filings. Filings per  
100,000 adult population.
- 164      TABLE 11:      Reported Total State Trial Court Traffic/Other Violation Caseload, 1996.  
Jurisdiction, parking codes. Case filings and dispositions. Dispositions as a  
percentage of filings. Filings per 100,000 total population.
- 171      TABLE 12:      Reported Total State Trial Court Juvenile Caseload, 1996.  
Jurisdiction, point of filing codes. Case filings and dispositions. Dispositions  
as a percentage of filings. Filings per 100,000 juvenile population.
- 176      TABLE 13:      Mandatory Caseload in State Appellate Courts, 1987-1996.  
Case filings and dispositions, 1987-1996.
- 186      TABLE 14:      Discretionary Petitions in State Appellate Courts, 1987-1996.  
Case filings and dispositions, 1987-1996.
- 194      TABLE 15:      Felony Caseload in State Trial Courts of General Jurisdiction, 1987-1996.  
Case filings, 1987-1996.
- 198      TABLE 16:      Tort Caseload in State Trial Courts of General Jurisdiction, 1987-1996.  
Case filings, 1987-1996.

**TABLE 1: Reported National Caseload for State Appellate Courts, 1996**

<u>Reported Caseload</u>	<u>Filed</u>	<u>Disposed</u>	
<b>Courts of last resort:</b>			
I. Mandatory jurisdiction cases:			
A. Number of reported complete cases. . . . .	24,364	23,695	
Number of courts reporting complete data. . . . .	41	37	
B. Number of reported complete cases that include some discretionary petitions. . . . .	4,546	4,940	
Number of courts reporting complete data with some discretionary petitions. . . . .	6	8	
C. Number of reported cases that are incomplete. . . . .	183	493	
Number of courts reporting incomplete data. . . . .	1	1	
D. Number of reported cases that are incomplete and include some discretionary petitions. . . . .	1,787	989	
Number of courts reporting incomplete data that include some discretionary petitions. . . . .	3	2	
II. Discretionary jurisdiction petitions:			
A. Number of reported complete petitions. . . . .	55,942	50,488	
Number of courts reporting complete petitions. . . . .	43	39	
B. Number of reported complete petitions that include some mandatory cases. . . . .	0	4,267	
Number of courts reporting complete petitions that include some mandatory cases. . . . .	0	2	
C. Number of reported petitions that are incomplete. . . . .	1,188	1,247	
Number of courts reporting incomplete petitions. . . . .	3	3	
<b>Intermediate appellate courts:</b>			
I. Mandatory jurisdiction cases:			
A. Number of reported complete cases. . . . .	137,612	125,935	
Number of courts reporting complete data. . . . .	38	35	
B. Number of reported complete cases that include some discretionary petitions. . . . .	27,619	47,981	
Number of courts reporting complete data with some discretionary petitions. . . . .	6	9	
C. Number of reported cases that are incomplete. . . . .	5,724	4,043	
Number of courts reporting incomplete data. . . . .	1	1	
II. Discretionary jurisdiction petitions:			
A. Number of reported complete petitions. . . . .	27,767	25,148	
Number of courts reporting complete petitions. . . . .	19	17	
B. Number of reported complete petitions that include some mandatory cases. . . . .	0	0	
Number of courts reporting complete petitions that include some mandatory cases. . . . .	0	0	
C. Number of reported petitions that are incomplete. . . . .	0	0	
Number of courts reporting incomplete petitions. . . . .	0	0	
<b>Summary section for all appellate courts:</b>			
	Reported Filings		
	COLR	IAC	
	Total		
A. Number of reported complete cases/petitions. . . . .	80,306	165,379	245,685
B. Number of reported complete cases/petitions that include other case types. . . . .	4,546	27,619	32,165
C. Number of reported cases/petitions that are incomplete. . . . .	1,371	5,724	7,095
D. Number of reported cases/petitions that are incomplete and include other case types. . . . .	1,787	—	1,787
Total. . . . .	88,010	198,722	286,732
	Reported Dispositions		
	COLR	IAC	
	Total		
A. Number of reported complete cases/petitions. . . . .	74,143	151,083	225,226
B. Number of reported complete cases/petitions that include other case types. . . . .	9,207	47,981	57,188
C. Number of reported cases/petitions that are incomplete. . . . .	1,740	4,043	5,783
D. Number of reported cases/petitions that are incomplete and include other case types. . . . .	989	—	989
Total. . . . .	86,079	203,107	289,186

**TABLE 2: Reported Total Caseload for All State Appellate Courts, 1996**

<u>State/Court name:</u>	TOTAL CASES FILED						
	<u>Total mandatory cases filed</u>	<u>Total discretionary petitions filed</u>	<u>Total discretionary petitions filed granted</u>	<u>Sum of mandatory cases and discretionary petitions filed</u>		<u>Sum of mandatory cases and discretionary petitions filed granted</u>	
				<u>Number</u>	<u>Filed per judge</u>	<u>Number</u>	<u>Filed per judge</u>
<b>States with one court of last resort and one intermediate appellate court</b>							
<b>ALASKA</b>							
Supreme Court	333	185	22	518	104	355	71
Court of Appeals	384	48	2	432	144	386	129
State Total	717	233	24	950	119	741	93
<b>ARIZONA</b>							
Supreme Court	77	1,594	NA	1,671	334		
Court of Appeals	3,610	188	NA	3,798	173		
State Total	3,687	1,782		5,469	203		
<b>ARKANSAS</b>							
Supreme Court	548 C	(B)	90	548	78	638	91
Court of Appeals	1,077	NJ	15	1,077	120	1,092	121
State Total	1,625 *		105	1,625	102	1,730	108
<b>CALIFORNIA</b>							
Supreme Court	30	6,808	77 A	6,838	977	107	15
Courts of Appeal	15,641	8,069	NA	23,710	269		
State Total	15,671	14,877		30,548	322		
<b>COLORADO</b>							
Supreme Court	183 A	1,218	NA	1,401	200		
Court of Appeals	2,289	NJ	NJ	2,289	143	2,289	143
State Total	2,472 *	1,218		3,690	160		
<b>CONNECTICUT</b>							
Supreme Court	58	363	38	421	60	96	14
Appellate Court	1,179 B	56	NA	1,235	137		
State Total	1,237 *	419		1,656	104		
<b>FLORIDA</b>							
Supreme Court	99	2,428	NA	2,527	361		
District Courts of Appeal	18,542	3,580	NA	22,122	363		
State Total	18,641	6,008		24,649	362		
<b>GEORGIA</b>							
Supreme Court	675	1,257	108	1,932	276	783	112
Court of Appeals	2,967	483	100	3,450	345	3,067	307
State Total	3,642	1,740	208	5,382	317	3,850	226
<b>HAWAII</b>							
Supreme Court	715	32	13	747	149	728	146
Intermediate Court of Appeals	163	NJ	NJ	163	41	163	41
State Total	878	32	13	910	101	891	99
<b>IDAHO</b>							
Supreme Court	508 C	127	101	635	127	609	122
Court of Appeals	353	NJ	NJ	353	118	353	118
State Total	861 *	127	101	988	124	962	120
<b>ILLINOIS **</b>							
Supreme Court	1,311	2,374	102	3,685	526	1,413	202
Appellate Court	8,982 B	(B)	NA	8,982	173		
State Total	10,293 *			12,667	215		

TOTAL CASES DISPOSED

<u>Total mandatory cases disposed</u>	<u>Total discretionary petitions disposed</u>	<u>Total discretionary petitions granted disposed</u>	<u>Sum of mandatory cases and discretionary petitions disposed</u>	<u>Sum of mandatory cases and discretionary petitions granted disposed</u>	<u>Court type</u>	<u>Point at which cases are counted</u>
627	176	22	803	649	COLR	1
365	51	NA	416		IAC	1
992	227		1,219			
91	1,555	NA	1,646		COLR	6
3,815	193	NA	4,008		IAC	6
3,906	1,748		5,654			
502 C	(B)	NA	502		COLR	2
1,042	NJ	NA	1,042		IAC	2
1,544 *			1,544			
14	6,524	136	6,538	150	COLR	6
15,024	8,146	NA	23,170		IAC	2
15,038	14,670		29,708			
(B)	1,369 B	NA	1,369		COLR	1
2,318	NJ	NJ	2,318	2,318	IAC	1
	1,369 *		3,687			
(B)	255 B	NA	255		COLR	1
1,153 B	(B)	NA	1,153		IAC	1
			1,408			
94	2,448	NA	2,542		COLR	1
18,674	3,352	NA	22,026		IAC	1
18,768	5,800		24,568			
852	1,257	NA	2,109		COLR	2
3,161	502	103	3,663	3,264	IAC	2
4,013	1,759		5,772			
644	32	NA	676		COLR	2
187	NJ	NJ	187	187	IAC	2
831	32		863			
487 C	125	94	612	581	COLR	1
370	NJ	NJ	370	370	IAC	4
857 *	125	94	982	951		
1,275	2,118	0	3,393	1,275	COLR	1
9,413 B	(B)	NA	9,413		IAC	1
10,688 *			12,806			

(continued on next page)

TABLE 2: Reported Total Caseload for All State Appellate Courts, 1996 (continued)

State/Court name:	TOTAL CASES FILED						
	Total mandatory cases filed	Total discretionary petitions filed	Total discretionary petitions filed granted	Sum of mandatory cases and discretionary petitions filed		Sum of mandatory cases and discretionary petitions filed granted	
				Number	Filed per judge	Number	Filed per judge
<b>IOWA</b>							
Supreme Court	1,491 B	(B)	19	1,491	166	1,510	168
Court of Appeals	809	NJ	NJ	809	135	809	135
State Total	2,300 *		19	2,300	153	2,319	155
<b>KANSAS</b>							
Supreme Court	271	604	32	875	125	303	43
Court of Appeals	2,312 B	(B)	NA	2,312	231		
State Total	2,583 *			3,187	187		
<b>KENTUCKY</b>							
Supreme Court	526	707	NA	1,233	176		
Court of Appeals	3,388	102	NA	3,490	249		
State Total	3,914	809		4,723	225		
<b>LOUISIANA</b>							
Supreme Court	146	2,955	583	3,101	388	729	91
Courts of Appeal	4,092	5,426	1,571	9,518	176	5,663	105
State Total	4,238	8,381	2,154	12,619	204	6,392	103
<b>MARYLAND</b>							
Court of Appeals	246	745	108	991	142	354	51
Court of Special Appeals	2,042	378	13	2,420	186	2,055	158
State Total	2,288	1,123	121	3,411	171	2,409	120
<b>MASSACHUSETTS</b>							
Supreme Judicial Court	134	728	150	862	123	284	41
Appeals Court	2,126	945	NA	3,071	219		
State Total	2,260	1,673		3,933	187		
<b>MICHIGAN</b>							
Supreme Court	2	2,768	105	2,770	396	107	15
Court of Appeals	5,782	3,325	NA	9,107	325		
State Total	5,784	6,093		11,877	339		
<b>MINNESOTA</b>							
Supreme Court	205	743	109	948	135	314	45
Court of Appeals	2,353	65	NA	2,418	151		
State Total	2,558	808		3,366	146		
<b>MISSISSIPPI</b>							
Supreme Court	1,159 B	NA	NA				
Court of Appeals	535	0	1	535	54	536	54
State Total	1,694				181		173
<b>MISSOURI</b>							
Supreme Court	228	690	54	918	131	282	40
Court of Appeals	4,539	NJ	NJ	4,539	142	4,539	142
State Total	4,767	690	54	5,457	140	4,821	124
<b>NEBRASKA</b>							
Supreme Court	60	240	55	300	43	115	16
Court of Appeals	1,279 B	(B)	NJ	1,279	183	1,279	183
State Total	1,339 *		55	1,579	113	1,394	100

TOTAL CASES DISPOSED

Total mandatory cases disposed	Total discretionary petitions disposed	Total discretionary petitions granted disposed	Sum of mandatory cases and discretionary petitions disposed	Sum of mandatory cases and discretionary petitions granted disposed	Court type	Point at which cases are counted
1,312 B	171 A	NA	1,483		COLR	1
788	NJ	NJ	788	788	IAC	4
2,100 *	171 *		2,271			
861 B	(B)	NA	861		COLR	5
1,891 B	(B)	NA	1,891		IAC	5
2,752 *			2,752			
418	700	NA	1,118		COLR	6
3,232	116	NA	3,348		IAC	3
3,650	816		4,466			
162	3,401	571	3,563	733	COLR	2
4,090	5,502	1,600	9,592	5,690	IAC	2
4,252	8,903	2,171	13,155	6,423		
182	769	NA	951		COLR	2
1,997	378	NA	2,375		IAC	2
2,179	1,147		3,326			
105	728	155	833	260	COLR	2
1,294	945	NA	2,239		IAC	2
1,399	1,673		3,072			
(B)	2,898 B	NA	2,898		COLR	1
10,842 B	(B)	NA	10,842		IAC	1
			13,740			
181	770	114	951	295	COLR	1
2,391	65	NA	2,456		IAC	1
2,572	835		3,407			
500	297	4	797	504	COLR	2
535	0	NA	535	NA	IAC	2
1,035	297		1,332			
236	668	46	904	282	COLR	1
4,349	NJ	NJ	4,349	4,349	IAC	1
4,585	668	46	5,253	4,631		
305 B	(B)	NA	305		COLR	1
1,172 B	(B)	NJ	1,172	1,172		1
1,477 *			1,477			

(continued on next page)



TABLE 2: Reported Total Caseload for All State Appellate Courts, 1996 (continued)

State/Court name:	TOTAL CASES FILED						
	Total mandatory cases filed	Total discretionary petitions filed	Total discretionary petitions filed granted	Sum of mandatory cases and discretionary petitions filed		Sum of mandatory cases and discretionary petitions filed granted	
				Number	Filed per judge	Number	Filed per judge
<b>NEW JERSEY</b>							
Supreme Court	487	3,060	130	3,547	507	617	88
Appellate Div. of Super. Ct.	7,911	0	NA	7,911	247		
State Total	8,398	3,060		11,458	294		
<b>NEW MEXICO ***</b>							
Supreme Court	78	649	NA	727	145		
Court of Appeals	941	55	NA	996	100		
State Total	1,019	704		1,723	115		
<b>NORTH CAROLINA</b>							
Supreme Court	102	502	70	604	86	172	25
Court of Appeals	1,470	462	82	1,932	161	1,552	129
State Total	1,572	964	152	2,536	133	1,724	91
<b>OHIO</b>							
Supreme Court	943	1,945	153	2,888	413	1,096	157
Courts of Appeals	12,455	NJ	NJ	12,455	192	12,455	192
State Total	13,398	1,945	153	15,343	213	13,551	188
<b>OREGON</b>							
Supreme Court	329	736	81	1,065	152	410	59
Court of Appeals	4,466	NJ	NJ	4,466	447	4,466	447
State Total	4,795	736	81	5,531	325	4,876	287
<b>PUERTO RICO</b>							
Supreme Court	209	1,038	NA	1,247	178		
Circuit Court of Appeals	1,425	1,076	NA	2,501	76		
State Total	1,634	2,114		3,748	94		
<b>SOUTH CAROLINA</b>							
Supreme Court	275	197	67	472	94	342	68
Court of Appeals	756	NJ	NJ	756	84	756	84
State Total	1,031	197	67	1,228	88	1,098	78
<b>UTAH</b>							
Supreme Court	558 B	NA	NA				
Court of Appeals	842 B	(B)	NA	842	120		
State Total	1,400 *						
<b>VIRGINIA****</b>							
Supreme Court	88	2,546	200	2,634	376	288	41
Court of Appeals	839	2,379	404	3,218	322	1,243	124
State Total	927	4,925	604	5,852	344	1,531	90
<b>WASHINGTON</b>							
Supreme Court	111 B	1,135 A	NA	1,246	138		
Court of Appeals	3,678	504	NA	4,182	174		
State Total	3,789 *	1,639 *		5,428	164		
<b>WISCONSIN</b>							
Supreme Court	NJ	1,217	0	1,217	174		
Court of Appeals	3,628 B	(B)	NA	3,628	227		
State Total	3,628 *			4,845	211		

TOTAL CASES DISPOSED

Total mandatory cases disposed	Total discretionary petitions disposed	Total discretionary petitions granted disposed	Sum of mandatory cases and discretionary petitions disposed	Sum of mandatory cases and discretionary petitions granted disposed	Court type	Point at which cases are counted
459	3,070	NA	3,529		COLR	1
7,530	0	NA	7,530		IAC	1
7,989	3,070		11,059			
68	641	NA	709		COLR	5
894 B	(B)	NA	894		IAC	5
962 *			1,603			
134	443	97	577	231	COLR	2
1,425	401	NA	1,826		IAC	2
1,559	844		2,403			
915	1,831	NA	2,746		COLR	1
12,509	NJ	NJ	12,509	12,509	IAC	1
13,424	1,831		15,255			
282 B	732	(B)	1,014	282	COLR	1
4,321	NJ	NJ	4,321	4,321	IAC	1
4,603 *	732		5,335	4,603		
212	1,220	NA	1,432		COLR	1
586	670	NA	1,256		IAC	1
798	1,890		2,688			
436 B	(B)	NA	436		COLR	2
694	NJ	NJ	694	694	IAC	4
1,130 *			1,130			
604 B	NA	NA			COLR	1
748 B	(B)	NA	748		IAC	1
1,352 *						
73	2,382	0	2,455	73	COLR	1
876	2,460	NA	3,336		IAC	1
949	4,842		5,791			
109 B	1,076 A	NA	1,185		COLR	6
3,725	460	NA	4,185		IAC	6
3,834 *	1,536 *		5,370			
NJ	1,181	97	1,181	97	COLR	6
3,638 B	(B)	NA	3,638		IAC	6
3,638 *			4,819			

(continued on next page)

TABLE 2: Reported Total Caseload for All State Appellate Courts, 1996 (continued)

State/Court name:	TOTAL CASES FILED						
	Total mandatory cases filed	Total discretionary petitions filed	Total discretionary petitions filed granted	Sum of mandatory cases and discretionary petitions filed		Sum of mandatory cases and discretionary petitions filed granted	
				Number	Filed per judge	Number	Filed per judge
<b>States with no intermediate appellate court</b>							
<b>DELAWARE</b>							
Supreme Court	532 B	0	NA	532	106		
<b>DISTRICT OF COLUMBIA</b>							
Court of Appeals	2,008	28	NA	2,036	226		
<b>MAINE</b>							
Supreme Judicial Court	841 B	(B)	NA	841	120		
<b>MONTANA</b>							
Supreme Court	731 A	101	16	832	119	747	107
<b>NEVADA</b>							
Supreme Court	1,911	NJ	NJ	1,911	382	1,911	382
<b>NEW HAMPSHIRE</b>							
Supreme Court	NJ	850	NA	850	170		
<b>NORTH DAKOTA</b>							
Supreme Court	367	28	NA	395	79		
<b>RHODE ISLAND</b>							
Supreme Court	406	268	9	674	135	415	83
<b>SOUTH DAKOTA</b>							
Supreme Court	412 B	53 A	5	465	93	417	83
<b>VERMONT</b>							
Supreme Court	633	20	NA	653	131		
<b>WEST VIRGINIA</b>							
Supreme Court of Appeals	NJ	3,099	705	3,099	620	705	141
<b>WYOMING</b>							
Supreme Court	357	NJ	NJ	357	71	357	71

TOTAL CASES DISPOSED

<u>Total mandatory cases disposed</u>	<u>Total discretionary petitions disposed</u>	<u>Total discretionary petitions granted disposed</u>	<u>Sum of mandatory cases and discretionary petitions disposed</u>	<u>Sum of mandatory cases and discretionary petitions granted disposed</u>	<u>Court type</u>	<u>Point at which cases are counted</u>
535 B	0	NA	535		COLR	1
1,783	22	NA	1,805		COLR	1
800 B	(B)	NA	800		COLR	1
493 A	186	NA	679		COLR	1
1,370	NJ	NJ	1,370	1,370	COLR	2
NJ	857	NA	857		COLR	1
384	31	NA	415		COLR	1
403	302	NA	705		COLR	1
461 B	(B)	NA	461		COLR	2
671	23	NA	694		COLR	1
NJ	2,583	592	2,583	592	COLR	1
318	NJ	NJ	318	318	COLR	1

(continued on next page)

TABLE 2: Reported Total Caseload for All State Appellate Courts, 1996 (continued)

State/Court name:	TOTAL CASES FILED						
	Total mandatory cases filed	Total discretionary petitions filed	Total discretionary petitions filed granted	Sum of mandatory cases and discretionary petitions filed		Sum of mandatory cases and discretionary petitions filed granted	
				Number	Filed per judge	Number	Filed per judge
<b>States with multiple appellate courts at any level</b>							
<b>ALABAMA</b>							
Supreme Court	830	915	NA	1,745	194		
Court of Civil Appeals	1,530	NJ	NJ	1,530	306	1,530	306
Court of Criminal Appeals	2,364	NJ	NJ	2,364	473	2,364	473
State Total	4,724	915		5,639	297		
<b>INDIANA</b>							
Supreme Court	284	817	NA	1,101	220		
Court of Appeals	2,126	NA	81			2,207	147
Tax Court	186	NJ	NJ	186	12	186	12
State Total	2,596						
<b>NEW YORK</b>							
Court of Appeals	451	4,582	NA	5,033	719		
Appellate Div. of Sup. Ct.	11,450 B	(B)	NA	11,450	239		
Appellate Terms of Sup. Ct.	2,445 B	(B)	NA	2,445	163		
State Total	14,346 *			18,928	270		
<b>OKLAHOMA</b>							
Supreme Court	1,411	507	NA	1,918	213		
Court of Criminal Appeals	1,514	NJ	NJ	1,514	303	1,514	303
Court of Civil Appeals	1,117	NJ	NJ	1,117	93	1,117	93
State Total	4,042	507		4,549	175		
<b>PENNSYLVANIA</b>							
Supreme Court	447	2,870	NA	3,317	474		
Superior Court	7,817	NJ	NJ	7,817	521	7,817	521
Commonwealth Court	5,724 A	110	NA	5,834	648		
State Total	13,988 *	2,980		16,968	547		
<b>TENNESSEE</b>							
Supreme Court	434	859	109	1,293	259	543	109
Court of Criminal Appeals	1,338	175	45	1,513	126	1,383	115
Court of Appeals	1,152	273	35	1,425	119	1,187	99
State Total	2,924	1,307	189	4,231	146	3,113	107
<b>TEXAS</b>							
Supreme Court	9	1,340	195	1,349	150	204	23
Court of Criminal Appeals	4,963	1,847	211	6,810	757	5,174	575
Courts of Appeals	10,742	NJ	NJ	10,742	134	10,742	134
State Total	15,714	3,187	406	18,901	193	16,120	164

**COURT TYPE:**

COLR = Court of last resort  
 IAC = Intermediate appellate court

**POINTS AT WHICH CASES ARE COUNTED:**

- 1 = At the notice of appeal
- 2 = At the filing of trial record
- 3 = At the filing of trial record and complete briefs
- 4 = At transfer
- 5 = Other
- 6 = Varies

TOTAL CASES DISPOSED

Total mandatory cases disposed	Total discretionary petitions disposed	Total discretionary petitions granted disposed	Sum of mandatory cases and discretionary petitions disposed	Sum of mandatory cases and discretionary petitions granted disposed	Court type	Point at which cases are counted
830	882	NA	1,712		COLR	1
1,348	NJ	NJ	1,348	1,348	IAC	1
2,331	NJ	NJ	2,331	2,331	IAC	1
4,509	882		5,391			
266	813	0	1,079	266	COLR	6
1,934	NA	57		1,991	IAC	6
121	NJ	NJ	121	121	IAC	6
2,321		57		2,378		
295	4,796	179	5,091	474	COLR	1
19,200 B	(B)	NA	19,200		IAC	2
2,401 B	(B)	NA	2,401		IAC	2
21,896			26,692			
1,672	384	NA	2,056		COLR	1
1,806	NJ	NJ	1,806	1,806	COLR	2
1,143	NJ	NJ	1,143	1,143	IAC	4
4,621	384		5,005			
683	2,724	NA	3,407		COLR	6
7,693	NJ	NJ	7,693	7,693	IAC	1
5,268 A	NA	NA			IAC	1
13,644 *						
499	870	109	1,369	608	COLR	1
1,015 B	115	(B)	1,130	1,015	IAC	1
1,047 B	196	(B)	1,243	1,047	IAC	1
2,561 *	1,181		3,742	2,670		
8	1,362	114	1,370	122	COLR	1
4,555	2,002	112	6,557	4,667	COLR	5
10,164	NJ	NJ	10,164	10,164	IAC	1
14,727	3,364	226	18,091	14,953		

NOTE:

NA = Indicates that the data are unavailable. Blank spaces indicate that a calculation is inappropriate.

NJ = This case type is not handled in this court.

( ) = Mandatory and discretionary jurisdiction cases cannot be separately identified. Data are reported within the jurisdiction where the court has the majority of its caseload.

(continued on next page)

TABLE 2: Reported Total Caseload for All State Appellate Courts, 1996 (continued)

**QUALIFYING FOOTNOTES:**

An absence of a qualifying footnote indicates that the data are complete.

\* See the qualifying footnote for each court within the state. Each footnote has an effect on the state's total.

\*\* Total mandatory cases filed and disposed in the Illinois Supreme Court do not include the **miscellaneous record cases**.

\*\*\* Total mandatory cases filed in the New Mexico Supreme Court do not include **petitions for extension of time** in criminal cases.

\*\*\*\* Total cases filed in the Virginia Supreme Court reflect data reported by the clerk's office.

A: The following courts' data are incomplete:

California—Supreme Court—Total **discretionary petitions granted** filed data do not include **original proceedings** and **administrative agency cases**.

Colorado—Supreme Court—Total mandatory filed data do not include some reopened cases, some **disciplinary matters**, and some **interlocutory decisions**.

Iowa—Supreme Court—**Discretionary petitions** disposed data do not include some **discretionary original proceedings**.

Montana—Supreme Court—Total mandatory filed and disposed data do not include **administrative agency, advisory opinions, and original proceedings**.

Pennsylvania—Commonwealth Court—Total mandatory filed and disposed data do not include some **administrative agency cases** and some **original proceedings**.

South Dakota—Supreme Court—Total **discretionary petitions** filed data do not include **advisory opinions**, which are reported with mandatory jurisdiction cases.

Washington—Supreme Court—Total **discretionary petitions** filed and disposed data do not include some **discretionary petitions**.

B: The following courts' data are overinclusive:

Colorado—Supreme Court—Total **discretionary petitions** disposed data include all **mandatory jurisdiction cases**.

Connecticut—Supreme Court—Total **discretionary** disposed data include all **mandatory cases** that were disposed.

—Appellate Court—Total **mandatory** filed and disposed data include all **discretionary petitions** that were disposed.

Delaware—Supreme Court—Total mandatory filed and disposed data include some **discretionary petitions** that were **granted**.

Illinois—Appellate Court—Total mandatory filed and disposed data include all **discretionary petitions**.

Iowa—Supreme Court—Total mandatory filed and disposed data include some **discretionary petitions**.

Kansas—Supreme Court—Total mandatory disposed data include **discretionary petitions** that were disposed.

—Court of Appeals—Total mandatory filed and disposed data include all **discretionary petitions**.

Maine—Supreme Judicial Court—Total mandatory filed and disposed data include **discretionary petitions**.

Michigan—Supreme Court—Total **discretionary petitions** disposed data include **mandatory cases** disposed.

—Court of Appeals—Total **mandatory cases** disposed data include all **discretionary petitions** disposed.

Mississippi—Supreme Court—Total mandatory filed data include all **discretionary petitions**.

Nebraska—Supreme Court—Total mandatory disposed data include all **discretionary petitions**.

—Court of Appeals—Total mandatory filed and disposed data include all **discretionary petitions**.

New Mexico—Court of Appeals—Total mandatory disposed data include all **discretionary petitions**.

New York—Appellate Divisions of Supreme Court—Total mandatory filed and disposed data include all **discretionary petitions** that were disposed.

—Appellate Terms of Supreme Court—Total mandatory filed and disposed data include all **discretionary petitions** that were disposed.

Oregon—Supreme Court—Total mandatory disposed data include all **discretionary petitions** that were **granted**.

South Carolina—Supreme Court—Total mandatory disposed data include all **discretionary petitions** that were disposed.

South Dakota—Supreme Court—Total mandatory filed data include **discretionary advisory opinions**. Total mandatory disposed data include all **discretionary petitions** that were disposed.

Tennessee—Court of Criminal Appeals—Total mandatory disposed data include **discretionary petitions filed granted, and disposed**.

—Court of Civil Appeals—Total mandatory disposed data include **discretionary petitions filed granted, and disposed**.

Utah—Supreme Court—Total mandatory filed and disposed data include all **discretionary petitions**.

—Court of Appeals—Total mandatory filed and disposed data include all **discretionary petitions**.

Washington—Supreme Court—Total mandatory filed and disposed data include some **discretionary petitions**.

Wisconsin—Court of Appeals—Total mandatory filed and disposed data include all **discretionary petitions**.

C: The following courts' data are both incomplete and overinclusive:

Arkansas—Supreme Court—Total mandatory filed and disposed data include a few **discretionary petitions**, but do not include mandatory **attorney disciplinary cases** and **certified questions** from the federal courts.

Idaho—Supreme Court—Total mandatory filed and disposed data include **discretionary original proceedings, interlocutory decisions and advisory opinions**, but do not include mandatory **interlocutory decisions**.

**TABLE 3: Selected Caseload and Processing Measures for Mandatory Cases in State Appellate Courts, 1996**

<u>State/Court name:</u>	<u>Court type</u>	<u>Filed</u>	<u>Disposed</u>	<u>Disposed as a percent of filed</u>	<u>Number of judges</u>	<u>Filed per judge</u>	<u>Filed per 100,000 population</u>
<b>States with one court of last resort and one intermediate appellate court</b>							
<b>ALASKA</b>							
Supreme Court	COLR	333	627	188	5	67	55
Court of Appeals	IAC	384	365	95	3	128	63
State Total		717	992	138	8	90	118
<b>ARIZONA</b>							
Supreme Court	COLR	77	91	118	5	15	2
Court of Appeals	IAC	3,610	3,815	106	22	164	82
State Total		3,687	3,906	106	27	137	83
<b>ARKANSAS</b>							
Supreme Court	COLR	548 C	502 C	92	7	78	22
Court of Appeals	IAC	1,077	1,042	97	9	120	43
State Total		1,625 *	1,544 *	95	16	102	65
<b>CALIFORNIA</b>							
Supreme Court	COLR	30	14	47	7	4	1
Courts of Appeal	IAC	15,641	15,024	96	88	178	49
State Total		15,671	15,038	96	95	165	49
<b>COLORADO</b>							
Supreme Court	COLR	183 A	(B)		7	26	5
Court of Appeals	IAC	2,289	2,318	101	16	143	60
State Total		2,472 *	2,318		23	107	65
<b>CONNECTICUT</b>							
Supreme Court	COLR	58	(B)		7	8	2
Appellate Court	IAC	1,179 B	1,153 B	98	9	131	36
State Total		1,237 *	1,153 *	93	16	77	38
<b>FLORIDA</b>							
Supreme Court	COLR	99	94	95	7	14	1
District Courts of Appeal	IAC	18,542	18,674	101	61	304	129
State Total		18,641	18,768	101	68	274	129
<b>GEORGIA</b>							
Supreme Court	COLR	675	852	126	7	96	9
Court of Appeals	IAC	2,967	3,161	107	10	297	40
State Total		3,642	4,013	110	17	214	50
<b>HAWAII</b>							
Supreme Court	COLR	715	644	90	5	143	60
Intermediate Court of Appeals	IAC	163	187	115	4	41	14
State Total		878	831	95	9	98	74
<b>IDAHO</b>							
Supreme Court	COLR	508 C	487 C	96	5	102	43
Court of Appeals	IAC	353	370	105	3	118	30
State Total		861 *	857 *	100	8	108	72
<b>ILLINOIS</b>							
Supreme Court	COLR	1,311	1,275	97	7	187	11
Appellate Court	IAC	8,982 B	9,413 B	105	52	173	76
State Total		10,293 *	10,688 *	104	59	174	87

(continued on next page)



TABLE 3: Selected Caseload and Processing Measures for Mandatory Cases in State Appellate Courts, 1996 (continued)

State/Court name:	Court type	Filed	Disposed	Disposed as a percent of filed	Number of judges	Filed per judge	Filed per 100,000 population
<b>IOWA</b>							
Supreme Court	COLR	1,491 B	1,312 B	88	9	166	52
Court of Appeals	IAC	809	788	97	6	135	28
State Total		2,300 *	2,100 *	91	15	153	81
<b>KANSAS</b>							
Supreme Court	COLR	271	861 B		7	39	11
Court of Appeals	IAC	2,312 B	1,891 B	82	10	231	90
State Total		2,583 *	2,752 *		17	152	100
<b>KENTUCKY</b>							
Supreme Court	COLR	526	418	79	7	75	14
Court of Appeals	IAC	3,388	3,232	95	14	242	87
State Total		3,914	3,650	93	21	186	101
<b>LOUISIANA</b>							
Supreme Court	COLR	146	162	111	8	18	3
Courts of Appeal	IAC	4,092	4,090	100	54	76	94
State Total		4,238	4,252	100	62	68	97
<b>MARYLAND</b>							
Court of Appeals	COLR	246	182	74	7	35	5
Court of Special Appeals	IAC	2,042	1,997	98	13	157	40
State Total		2,288	2,179	95	20	114	45
<b>MASSACHUSETTS</b>							
Supreme Judicial Court	COLR	134	105	78	7	19	2
Appeals Court	IAC	2,126	1,294	61	14	152	35
State Total		2,260	1,399	62	21	108	37
<b>MICHIGAN</b>							
Supreme Court	COLR	2	(B)		7	0	0
Court of Appeals	IAC	5,782	10,842 B		28	207	60
State Total		5,784	10,842 *		35	165	60
<b>MINNESOTA</b>							
Supreme Court	COLR	205	181	88	7	29	4
Court of Appeals	IAC	2,353	2,391	102	16	147	51
State Total		2,558	2,572	101	23	111	55
<b>MISSISSIPPI</b>							
Supreme Court	COLR	1,159 B	500		9	129	43
Court of Appeals	IAC	535	535	100	10	54	20
State Total		1,694 *	1,035		19	89	63
<b>MISSOURI</b>							
Supreme Court	COLR	228	236	104	7	33	4
Court of Appeals	IAC	4,539	4,349	96	32	142	85
State Total		4,767	4,585	96	39	122	89
<b>NEBRASKA</b>							
Supreme Court	COLR	60	305 B		7	9	4
Court of Appeals	IAC	1,279 B	1,172 B	92	7	183	77
State Total		1,339 *	1,477 *		14	96	81
<b>NEW JERSEY</b>							
Supreme Court	COLR	487	459	94	7	70	6
Appellate Div. of Super. Ct.	IAC	7,911	7,530	95	32	247	99
State Total		8,398	7,989	95	39	215	105

(continued on next page)

TABLE 3: Selected Caseload and Processing Measures for Mandatory Cases in State Appellate Courts, 1996 (continued)

<u>State/Court name:</u>	<u>Court type</u>	<u>Filed</u>	<u>Disposed</u>	<u>Disposed as a percent of filed</u>	<u>Number of judges</u>	<u>Filed per judge</u>	<u>Filed per 100,000 population</u>
<b>NEW MEXICO</b>							
Supreme Court	COLR	78	68	87	5	16	5
Court of Appeals	IAC	941	894 B		10	94	55
State Total		1,019	962 *		15	68	59
<b>NORTH CAROLINA</b>							
Supreme Court	COLR	102	134	131	7	15	1
Court of Appeals	IAC	1,470	1,425	97	12	123	20
State Total		1,572	1,559	99	19	83	21
<b>OHIO</b>							
Supreme Court	COLR	943	915	97	7	135	8
Courts of Appeals	IAC	12,455	12,509	100	65	192	111
State Total		13,398	13,424	100	72	186	120
<b>OREGON</b>							
Supreme Court	COLR	329	282 B		7	47	10
Court of Appeals	IAC	4,466	4,321	97	10	447	139
State Total		4,795	4,603 *		17	282	150
<b>PUERTO RICO</b>							
Supreme Court	COLR	209	212	101	7	30	6
Circuit Court of Appeals	IAC	1,425	586	41	33	43	38
State Total		1,634	798	49	40	41	44
<b>SOUTH CAROLINA</b>							
Supreme Court	COLR	275	436 B		5	55	7
Court of Appeals	IAC	756	694	92	9	84	20
State Total		1,031	1,130 *		14	74	28
<b>UTAH</b>							
Supreme Court	COLR	558 B	604 B	108	5	112	28
Court of Appeals	IAC	842 B	748 B	89	7	120	42
State Total		1,400 *	1,352 *	97	12	117	70
<b>VIRGINIA</b>							
Supreme Court	COLR	88	73	83	7	13	1
Court of Appeals	IAC	839	876	104	10	84	13
State Total		927	949	102	17	55	14
<b>WASHINGTON</b>							
Supreme Court	COLR	111 B	109 B	98	9	12	2
Court of Appeals	IAC	3,678	3,725	101	24	153	66
State Total		3,789 *	3,834 *	101	33	115	68
<b>WISCONSIN</b>							
Supreme Court	COLR	NJ	NJ		7		
Court of Appeals	IAC	3,628 B	3,638 B	100	16	227	70
State Total		3,628 *	3,638 *	100	23	158	70
<b>States with no intermediate appellate court</b>							
<b>DELAWARE</b>							
Supreme Court	COLR	532 B	535 B	101	5	106	73
<b>DISTRICT OF COLUMBIA</b>							
Court of Appeals	COLR	2,008	1,783	89	9	223	370

(continued on next page)

TABLE 3: Selected Caseload and Processing Measures for Mandatory Cases in State Appellate Courts, 1996 (continued)

<u>State/Court name:</u>	<u>Court type</u>	<u>Filed</u>	<u>Disposed</u>	<u>Disposed as a percent of filed</u>	<u>Number of judges</u>	<u>Filed per judge</u>	<u>Filed per 100,000 population</u>
<b>MAINE</b>							
Supreme Judicial Court	COLR	841 B	800 B	95	7	120	68
<b>MONTANA</b>							
Supreme Court	COLR	731 A	493 A	67	7	104	83
<b>NEVADA</b>							
Supreme Court	COLR	1,911	1,370	72	5	382	119
<b>NEW HAMPSHIRE</b>							
Supreme Court	COLR	NJ	NJ		5		
<b>NORTH DAKOTA</b>							
Supreme Court	COLR	367	384	105	5	73	57
<b>RHODE ISLAND</b>							
Supreme Court	COLR	406	403	99	5	81	41
<b>SOUTH DAKOTA</b>							
Supreme Court	COLR	412 B	461 B	112	5	82	56
<b>VERMONT</b>							
Supreme Court	COLR	633	671	106	5	127	108
<b>WEST VIRGINIA</b>							
Supreme Court of Appeals	COLR	NJ	NJ		5		
<b>WYOMING</b>							
Supreme Court	COLR	357	318	89	5	71	74
<b>States with multiple appellate courts at any level</b>							
<b>ALABAMA</b>							
Supreme Court	COLR	830	830	100	9	92	19
Court of Civil Appeals	IAC	1,530	1,348	88	5	306	36
Court of Criminal Appeals	IAC	2,364	2,331	99	5	473	55
State Total		4,724	4,509	95	19	249	111
<b>INDIANA</b>							
Supreme Court	COLR	284	266	94	5	57	5
Court of Appeals	IAC	2,126	1,934	91	15	142	36
Tax Court	IAC	186	121	65	1	186	3
State Total		2,596	2,321	89	21	124	44
<b>NEW YORK</b>							
Court of Appeals	COLR	451	295	65	7	64	2
Appellate Div. of Sup. Ct.	IAC	11,450 B	19,200 B	168	48	239	63
Appellate Terms of Sup. Ct.	IAC	2,445 B	2,401 B	98	15	163	13
State Total		14,346 *	21,896 *	153	70	205	79
<b>OKLAHOMA</b>							
Supreme Court	COLR	1,411	1,672	118	9	157	43
Court of Criminal Appeals	COLR	1,514	1,806	119	5	303	46
Court of Civil Appeals	IAC	1,117	1,143	102	12	93	34
State Total		4,042	4,621	114	26	155	122

(continued on next page)

TABLE 3: Selected Caseload and Processing Measures for Mandatory Cases in State Appellate Courts, 1996 (continued)

State/Court name:	Court type	Filed	Disposed	Disposed as a percent of filed	Number of judges	Filed per judge	Filed per 100,000 population
<b>PENNSYLVANIA</b>							
Supreme Court	COLR	447	683	153	7	64	4
Superior Court	IAC	7,817	7,693	98	15	521	65
Commonwealth Court	IAC	5,724 A	5,268 A	92	9	636	47
State Total		13,988 *	13,644 *	98	31	451	116
<b>TENNESSEE</b>							
Supreme Court	COLR	434	499	115	5	87	8
Court of Appeals	IAC	1,152	1,047 B		12	96	22
Court of Criminal Appeals	IAC	1,338	1,015 B		12	112	25
State Total		2,924	2,561 *		29	101	55
<b>TEXAS</b>							
Supreme Court	COLR	9	8	89	9	1	0
Court of Criminal Appeals	COLR	4,963	4,555	92	9	551	26
Courts of Appeals	IAC	10,742	10,164	95	80	134	56
State Total		15,714	14,727	94	98	160	82

**COURT TYPE:**

COLR = Court of Last Resort  
 IAC = Intermediate Appellate Court

**NOTE:**

NA = Data are unavailable. Blank spaces indicate that a calculation is inappropriate.  
 NJ = This case type is not handled in this court.  
 (B) = **Mandatory jurisdiction** cases cannot be separately identified and are reported with **discretionary petitions**. (See Table 4.)

**QUALIFYING FOOTNOTES:**

The absence of a qualifying footnote indicates that data are complete.

\* See the qualifying footnote for each court in the state. Each footnote has an effect on the state total.

**A: The following courts' data are incomplete:**

Colorado—Supreme Court—Total mandatory filed data do not include some reopened cases, some **disciplinary matters**, and some **interlocutory decisions**.  
 Montana—Supreme Court—Total mandatory filed and disposed data do not include **administrative agency appeals, advisory opinions, and original proceedings**.  
 Pennsylvania—Commonwealth Court—Total mandatory filed and disposed data do not include some **administrative agency cases** and some **original proceedings**.

**B: The following courts' data are overinclusive:**

Connecticut—Appellate Court—Total mandatory filed and disposed data include all **discretionary petitions**.  
 Delaware—Supreme Court—Total mandatory filed and disposed data include **discretionary petitions that were granted**.  
 Illinois—Appellate Court—Total mandatory filed and disposed data include all **discretionary petitions**.  
 Iowa—Supreme Court—Total mandatory filed and disposed data include **discretionary petitions**.  
 Kansas—Supreme Court—Total mandatory disposed data include **discretionary petitions that were disposed**.  
 —Court of Appeals—Total mandatory filed and disposed data include all **discretionary petitions**.  
 Maine—Supreme Judicial Court—Total mandatory filed and disposed data include **discretionary petitions**.  
 Michigan—Court of Appeals—Total mandatory disposed data include **discretionary petitions**.  
 Mississippi—Supreme Court—Total mandatory filed data include all **discretionary petitions**.  
 Nebraska—Supreme Court—Total mandatory disposed data include all **discretionary petitions**.  
 —Court of Appeals—Total mandatory filed and disposed data include all **discretionary petitions**.  
 New Mexico—Court of Appeals—Total mandatory disposed data include all **discretionary petitions**.  
 New York—Appellate Divisions of Supreme Court—Total mandatory filed and disposed data include all **discretionary petitions**.  
 —Appellate Terms of Supreme Court—Total mandatory filed and disposed data include all **discretionary petitions**.  
 Oregon—Supreme Court—Total mandatory disposed data include all **discretionary petitions that were granted**.  
 South Carolina—Supreme Court—Total mandatory disposed data include all **discretionary petitions that were disposed**.  
 South Dakota—Supreme Court—Total mandatory filed and disposed data include **discretionary advisory opinions**.

(continued on next page)

TABLE 3: Selected Caseload and Processing Measures for Mandatory Cases in State Appellate Courts, 1996 (continued)

Tennessee—Court of Appeals— Total mandatory disposed data include **discretionary petitions filed granted, and disposed.**

—Court of Criminal Appeals— Total mandatory disposed data include **discretionary petitions filed granted, and disposed.**

Utah—Supreme Court—Total mandatory filed and disposed data include all **discretionary petitions.**

—Court of Appeals—Total mandatory filed and disposed data include all **discretionary petitions.**

Washington—Supreme Court—Total mandatory filed and disposed data include some **discretionary petitions.**

Wisconsin—Court of Appeals—Total mandatory filed and disposed data include all **discretionary petitions.**

C: The following courts' data are both incomplete and overinclusive:

Arkansas—Supreme Court—Total mandatory filed and disposed data include a few **discretionary petitions**, but do not include mandatory **attorney disciplinary cases and certified questions** from the federal courts.

Idaho—Supreme Court—Total mandatory filed and disposed data include **discretionary original proceedings, interlocutory decisions and advisory opinions**, but do not include mandatory **interlocutory decisions.**

**TABLE 4: Selected Caseload and Processing Measures for Discretionary Petitions in State Appellate Courts, 1996**

<u>State/Court name:</u>	<u>Court type</u>	<u>Filed</u>	<u>Disposed</u>	<u>Disposed as a percent of filed</u>	<u>Number of judges</u>	<u>Filed per judge</u>	<u>Filed per 100,000 population</u>
<b>States with one court of last resort and one intermediate appellate court</b>							
<b>ALASKA</b>							
Supreme Court	COLR	185	176	95	5	37	30
Court of Appeals	IAC	48	51	106	3	16	8
State Total		233	227	97	8	29	38
<b>ARIZONA</b>							
Supreme Court	COLR	1,594	1,555	98	5	319	36
Court of Appeals	IAC	188	193	103	22	9	4
State Total		1,782	1,748	98	27	66	40
<b>ARKANSAS</b>							
Supreme Court	COLR	NA	NA		7		
Court of Appeals	IAC	NJ	NJ		9		
State Total					16		
<b>CALIFORNIA</b>							
Supreme Court	COLR	6,808	6,524	96	7	973	21
Courts of Appeal	IAC	8,069	8,146	101	88	92	25
State Total		14,877	14,670	99	95	157	47
<b>COLORADO</b>							
Supreme Court	COLR	1,218	1,369 B		7	174	32
Court of Appeals	IAC	NJ	NJ		16		
State Total		1,218	1,369 *		23	53	32
<b>CONNECTICUT</b>							
Supreme Court	COLR	363	238 B		7	52	11
Appellate Court	IAC	56	NA		9	6	2
State Total		419			16	26	13
<b>FLORIDA</b>							
Supreme Court	COLR	2,428	2,448	101	7	347	17
District Courts of Appeal	IAC	3,580	3,352	94	61	59	25
State Total		6,008	5,800	97	68	88	42
<b>GEORGIA</b>							
Supreme Court	COLR	1,257	1,257	100	7	180	17
Court of Appeals	IAC	483	502	104	10	48	7
State Total		1,740	1,759	101	17	102	24
<b>HAWAII</b>							
Supreme Court	COLR	32	32	100	5	6	3
Intermediate Court of Appeals	IAC	NJ	NJ		4		
State Total		32	32	100	9	4	3
<b>IDAHO</b>							
Supreme Court	COLR	127	125	98	5	25	11
Court of Appeals	IAC	NJ	NJ		3		
State Total		127	125	98	8	16	11
<b>ILLINOIS</b>							
Supreme Court	COLR	2,374	2,118	89	7	339	20
Appellate Court	IAC	NA	NA		52		
State Total					59		
<b>IOWA</b>							
Supreme Court	COLR	NA	171 A		9		
Court of Appeals	IAC	NJ	NJ		6		
State Total			171 *		15		

(continued on next page)

TABLE 4: Selected Caseload and Processing Measures for Discretionary Petitions in State Appellate Courts, 1996 (continued)

<u>State/Court name:</u>	<u>Court type</u>	<u>Filed</u>	<u>Disposed</u>	<u>Disposed as a percent of filed</u>	<u>Number of judges</u>	<u>Filed per judge</u>	<u>Filed per 100,000 population</u>
<b>KANSAS</b>							
Supreme Court	COLR	604	NA		7	86	23
Court of Appeals	IAC	NA	NA		10		
State Total					17		
<b>KENTUCKY</b>							
Supreme Court	COLR	707	700	99	7	101	18
Court of Appeals	IAC	102	116	114	14	7	3
State Total		809	816	101	21	39	21
<b>LOUISIANA</b>							
Supreme Court	COLR	2,955	3,401	115	8	369	68
Courts of Appeal	IAC	5,426	5,502	101	54	100	125
State Total		8,381	8,903	106	62	135	193
<b>MARYLAND</b>							
Court of Appeals	COLR	745	769	103	7	106	15
Court of Special Appeals	IAC	378	378	100	13	29	7
State Total		1,123	1,147	102	20	56	22
<b>MASSACHUSETTS</b>							
Supreme Judicial Court	COLR	728	728	100	7	104	12
Appeals Court	IAC	945	945	100	14	68	16
State Total		1,673	1,673	100	21	80	27
<b>MICHIGAN</b>							
Supreme Court	COLR	2,768	2,898 B		7	395	29
Court of Appeals	IAC	3,325	NA		28	119	35
State Total		6,093			35	174	64
<b>MINNESOTA</b>							
Supreme Court	COLR	743	770	104	7	106	16
Court of Appeals	IAC	65	65	100	16	4	1
State Total		808	835	103	23	35	17
<b>MISSISSIPPI</b>							
Supreme Court	COLR	NA	297		9		
Court of Appeals	IAC	0	0		10		
State Total			297		19		
<b>MISSOURI</b>							
Supreme Court	COLR	690	668	97	7	99	13
Court of Appeals	IAC	NJ	NJ		32		
State Total		690	668	97	39	18	13
<b>NEBRASKA</b>							
Supreme Court	COLR	240	NA		7	34	15
Court of Appeals	IAC	NJ	NA		6		
State Total		240			13	18	15
<b>NEW JERSEY</b>							
Supreme Court	COLR	3,060	3,070	100	7	437	38
Appellate Div. of Super. Ct.	IAC	0	0		32		
State Total		3,060	3,070	100	39	78	38
<b>NEW MEXICO</b>							
Supreme Court	COLR	649	641	99	5	130	38
Court of Appeals	IAC	55	NA		10	6	3
State Total		704			15	47	41

(continued on next page)

TABLE 4: Selected Caseload and Processing Measures for Discretionary Petitions in State Appellate Courts, 1996 (continued)

<u>State/Court name:</u>	<u>Court type</u>	<u>Filed</u>	<u>Disposed</u>	<u>Disposed as a percent of filed</u>	<u>Number of judges</u>	<u>Filed per judge</u>	<u>Filed per 100,000 population</u>
<b>NORTH CAROLINA</b>							
Supreme Court	COLR	502	443	88	7	72	7
Court of Appeals	IAC	462	401	87	12	39	6
State Total		964	844	88	19	51	13
<b>OHIO</b>							
Supreme Court	COLR	1,945	1,831	94	7	278	17
Courts of Appeals	IAC	NJ	NJ		65		
State Total		1,945	1,831	94	72	27	17
<b>OREGON</b>							
Supreme Court	COLR	736	732	99	7	105	23
Court of Appeals	IAC	NJ	NJ		10		
State Total		736	732	99	17	43	23
<b>PUERTO RICO</b>							
Supreme Court	COLR	1,038	1,220	118	7	148	42
Circuit Court of Appeals	IAC	1,076	670	62	10	108	43
State Total		2,114	1,890	89	17	124	85
<b>SOUTH CAROLINA</b>							
Supreme Court	COLR	197	NA		5	39	5
Court of Appeals	IAC	NJ	NJ		9		
State Total		197			14	14	5
<b>UTAH</b>							
Supreme Court	COLR	NA	NA		5		
Court of Appeals	IAC	NA	NA		7		
State Total					12		
<b>VIRGINIA</b>							
Supreme Court	COLR	2,546	2,382	94	7	364	38
Court of Appeals	IAC	2,379	2,460	103	10	238	36
State Total		4,925	4,842	98	17	290	74
<b>WASHINGTON</b>							
Supreme Court	COLR	1,135 A	1,076 A	95	9	126	21
Court of Appeals	IAC	504	460	91	24	21	9
State Total		1,639 *	1,536 *	94	33	50	30
<b>WISCONSIN</b>							
Supreme Court	COLR	1,217	1,181	97	7		
Court of Appeals	IAC	NA	NA		16		
State Total					23		
<b>States with no intermediate appellate court</b>							
<b>DELAWARE</b>							
Supreme Court	COLR	0	0		5		
<b>DISTRICT OF COLUMBIA</b>							
Court of Appeals	COLR	28	22	79	9	3	5
<b>MAINE</b>							
Supreme Judicial Court	COLR	NA	NA		7		
<b>MONTANA</b>							
Supreme Court	COLR	101	186	184	7	14	11
<b>NEVADA</b>							
Supreme Court	COLR	NJ	NJ		5		

(continued on next page)



TABLE 4: Selected Caseload and Processing Measures for Discretionary Petitions in State Appellate Courts, 1996 (continued)

<u>State/Court name:</u>	<u>Court type</u>	<u>Filed</u>	<u>Disposed</u>	<u>Disposed as a percent of filed</u>	<u>Number of judges</u>	<u>Filed per judge</u>	<u>Filed per 100,000 population</u>
<b>NEW HAMPSHIRE</b>							
Supreme Court	COLR	850	857	101	5	170	73
<b>NORTH DAKOTA</b>							
Supreme Court	COLR	28	31	111	5	6	4
<b>RHODE ISLAND</b>							
Supreme Court	COLR	268	302	113	5	54	27
<b>SOUTH DAKOTA</b>							
Supreme Court	COLR	53 A	NA		5	11	7
<b>VERMONT</b>							
Supreme Court	COLR	20	23	115	5	4	3
<b>WEST VIRGINIA</b>							
Supreme Court of Appeals	COLR	3,099	2,583	83	5	620	170
<b>WYOMING</b>							
Supreme Court	COLR	NJ	NJ		5		
<b>States with multiple appellate courts at any level</b>							
<b>ALABAMA</b>							
Supreme Court	COLR	915	882	96	9	102	21
Court of Civil Appeals	IAC	NJ	NJ		5		
Court of Criminal Appeals	IAC	NJ	NJ		5		
State Total		915	882	96	19	48	21
<b>INDIANA</b>							
Supreme Court	COLR	817	813	100	5	163	14
Court of Appeals	IAC	NA	NA		15		
Tax Court	IAC	NJ	NJ		1		
State Total					21		
<b>NEW YORK</b>							
Court of Appeals	COLR	4,582	4,796	105	7	655	25
Appellate Div. of Sup. Ct.	IAC	NA	NA		51		
Appellate Terms of Sup. Ct.	IAC	NA	NA		15		
State Total					73		
<b>OKLAHOMA</b>							
Supreme Court	COLR	507	384	76	9	56	15
Court of Criminal Appeals	COLR	NJ	NJ		5		
Court of Civil Appeals	IAC	NJ	NJ		12		
State Total		507	384	76	26	20	15
<b>PENNSYLVANIA</b>							
Supreme Court	COLR	2,870	2,724	95	7	410	24
Superior Court	IAC	NJ	NJ		15		
Commonwealth Court	IAC	110	NA		9	12	1
State Total		2,980			31	96	25
<b>TENNESSEE</b>							
Supreme Court	COLR	859	870	101	5	172	16
Court of Appeals	IAC	273	196	72	12	23	5
Court of Criminal Appeals	IAC	175	115	66	12	15	3
State Total		1,307	1,181	90	29	45	25

(continued on next page)

TABLE 4: Selected Caseload and Processing Measures for Discretionary Petitions in State Appellate Courts, 1996 (continued)

<u>State/Court name:</u>	<u>Court type</u>	<u>Filed</u>	<u>Disposed</u>	<u>Disposed as a percent of filed</u>	<u>Number of judges</u>	<u>Filed per judge</u>	<u>Filed per 100,000 population</u>
TEXAS							
Supreme Court	COLR	1,340	1,362	102	9	149	7
Court of Criminal Appeals	COLR	1,847	2,002	108	9	205	10
Courts of Appeals	IAC	NJ	NJ		80		
State Total		3,187	3,364	106	98	33	17

**COURT TYPE:**

COLR = Court of Last Resort  
 IAC = Intermediate Appellate Court

**NOTE:**

NA = Data are unavailable. Blank spaces indicate that a calculation is inappropriate.

NJ = This case type is not handled in this court.

(B) = **Discretionary petitions** cannot be separately identified and are reported with **mandatory** cases. (See Table 3).

**QUALIFYING FOOTNOTES:**

The absence of a qualifying footnote indicates that data are complete.

\* See the qualifying footnote for each court in the state. Each footnote has an effect on the state's total.

**A: The following courts' data are incomplete:**

Iowa—Supreme Court—**Discretionary petitions granted and disposed** do not include some **discretionary original proceedings**.

South Dakota—Supreme Court—Total discretionary petitions filed data do not include discretionary **advisory opinions**, which are reported with **mandatory jurisdiction** cases.

Washington—Supreme Court—Total discretionary petitions filed and disposed data do not include some **discretionary petitions** that are reported with **mandatory jurisdiction** cases.

**B: The following courts' data are overinclusive:**

Colorado—Supreme Court—Total **discretionary petitions** disposed data include all **mandatory disposed** cases.

Connecticut—Supreme Court—Total **discretionary** disposed data include all **mandatory** disposed cases.

Michigan—Supreme Court—Total discretionary petitions disposed data include all **mandatory disposed** cases.

**TABLE 5: Selected Caseload and Processing Measures for Discretionary Petitions Granted in State Appellate Courts, 1996**

State/Court name:	Court type	Discretionary petitions:			Granted as a percent of filed	Disposed as a percent of granted	Number of judges	Filed granted per judge
		Filed	Filed granted	Granted disposed				
<b>States with one court of last resort and one intermediate appellate court</b>								
<b>ALASKA</b>								
Supreme Court	COLR	185	22	22	12	100	5	4
Court of Appeals	IAC	48	2	NA	4		3	1
State Total		233	24		10			
<b>ARIZONA</b>								
Supreme Court	COLR	1,594	NA	NA			5	
Court of Appeals	IAC	188	NA	NA			22	
State Total		1,782						
<b>ARKANSAS</b>								
Supreme Court	COLR	NA	90	NA			7	13
Court of Appeals	IAC	NJ	15	NA			9	2
State Total			105					
<b>CALIFORNIA</b>								
Supreme Court	COLR	6,808	77 A	136			7	11
Courts of Appeal	IAC	8,069	NA	NA			88	
State Total		14,877						
<b>COLORADO</b>								
Supreme Court	COLR	1,218	NA	NA			7	
Court of Appeals	IAC	NJ	NJ	NJ			16	
State Total		1,218						
<b>CONNECTICUT</b>								
Supreme Court	COLR	363	38	NA	10		7	5
Appellate Court	IAC	56	NA	NA			9	
State Total		419						
<b>FLORIDA</b>								
Supreme Court	COLR	2,428	NA	NA			7	
District Courts of Appeal	IAC	3,580	NA	NA			61	
State Total		6,008						
<b>GEORGIA</b>								
Supreme Court	COLR	1,257	108	NA	9		7	15
Court of Appeals	IAC	483	100	103	21	103	10	10
State Total		1,740	208		12			
<b>HAWAII</b>								
Supreme Court	COLR	32	13	NA	41		5	3
Intermediate Court of Appeals	IAC	NJ	NJ	NJ			4	
State Total		32	13		41			
<b>IDAHO</b>								
Supreme Court	COLR	127	101	94	80	93	5	20
Court of Appeals	IAC	NJ	NJ	NJ			3	
State Total		127	101	94	80	93		
<b>ILLINOIS</b>								
Supreme Court	COLR	2,374	102	0	4		7	15
Appellate Court	IAC	NA	NA	NA			52	
State Total								

(continued on next page)

TABLE 5: Selected Caseload and Processing Measures for Discretionary Petitions Granted in State Appellate Courts, 1996 (continued)

State/Court name:	Court type	Discretionary petitions:			Granted as a percent of filed	Disposed as a percent of granted	Number of judges	Filed granted per judge
		Filed	Filed granted	Granted disposed				
<b>IOWA</b>								
Supreme Court	COLR	NA	19	NA			9	2
Court of Appeals	IAC	NJ	NJ	NJ			6	
State Total			19					
<b>KANSAS</b>								
Supreme Court	COLR	604	32	NA	5		7	5
Court of Appeals	IAC	NA	NA	NA			10	
State Total								
<b>KENTUCKY</b>								
Supreme Court	COLR	707	NA	NA			7	
Court of Appeals	IAC	102	NA	NA			14	
State Total		809						
<b>LOUISIANA</b>								
Supreme Court	COLR	2,955	583	571	20	98	8	73
Courts of Appeal	IAC	5,426	1,571	1,600	29	102	54	29
State Total		8,381	2,154	2,171	26	101	62	35
<b>MARYLAND</b>								
Court of Appeals	COLR	745	108	NA	14		7	15
Court of Special Appeals	IAC	378	13	NA	3		13	1
State Total		1,123	121		11			
<b>MASSACHUSETTS</b>								
Supreme Judicial Court	COLR	728	150	155	21	103	7	21
Appeals Court	IAC	945	NA	NA			14	
State Total		1,673						
<b>MICHIGAN</b>								
Supreme Court	COLR	2,768	105	NA	4		7	15
Court of Appeals	IAC	3,325	NA	NA			28	
State Total		6,093						
<b>MINNESOTA</b>								
Supreme Court	COLR	743	109	114	15	105	7	16
Court of Appeals	IAC	65	NA	NA			16	
State Total		808						
<b>MISSISSIPPI</b>								
Supreme Court	COLR	NA	NA	4			9	
Court of Appeals	IAC	1	1	NA			10	0
State Total								
<b>MISSOURI</b>								
Supreme Court	COLR	690	54	46	8	85	7	8
Court of Appeals	IAC	NJ	NJ	NJ			32	
State Total		690	54	46	8	85		
<b>NEBRASKA</b>								
Supreme Court	COLR	240	55	NA	23		7	8
Court of Appeals	IAC	NJ	NJ	NJ			7	
State Total		240	55		23			
<b>NEW JERSEY</b>								
Supreme Court	COLR	3,060	130	NA	4		7	19
Appellate Div. of Super. Ct.	IAC	0	NA	NA			32	
State Total		3,060						

(continued on next page)

TABLE 5: Selected Caseload and Processing Measures for Discretionary Petitions Granted in State Appellate Courts, 1996 (continued)

State/Court name:	Court type	Discretionary petitions:			Granted as a percent of filed	Disposed as a percent of granted	Number of judges	Filed granted per judge
		Filed	Filed granted	Granted disposed				
<b>NEW MEXICO</b>								
Supreme Court	COLR	649	NA	NA			5	
Court of Appeals	IAC	55	NA	NA			10	
State Total		704						
<b>NORTH CAROLINA</b>								
Supreme Court	COLR	502	70	97	14	139	7	10
Court of Appeals	IAC	462	82	NA	18		12	7
State Total		964	152		16			
<b>OHIO</b>								
Supreme Court	COLR	1,945	153	NA	8		7	22
Courts of Appeals	IAC	NJ	NJ	NJ			65	
State Total		1,945	153		8			
<b>OREGON</b>								
Supreme Court	COLR	736	81	NA	11		7	12
Court of Appeals	IAC	NJ	NJ	NJ			10	
State Total		736	81		11			
<b>PUERTO RICO</b>								
Supreme Court	COLR	1,038	NA	NA	7			
Court of Appeals	IAC	1,076	NA	NA	33			
State Total		2,114						
<b>SOUTH CAROLINA</b>								
Supreme Court	COLR	197	67	NA	34		5	13
Court of Appeals	IAC	NJ	NJ	NJ			9	
State Total		197	67		34			
<b>UTAH</b>								
Supreme Court	COLR	NA	NA	NA			5	
Court of Appeals	IAC	NA	NA	NA			7	
State Total								
<b>VIRGINIA</b>								
Supreme Court	COLR	2,546	200	0	8		7	29
Court of Appeals	IAC	2,379	404	NA	17		10	40
State Total		4,925	604		12			
<b>WASHINGTON</b>								
Supreme Court	COLR	1,135 A	NA	NA			9	
Court of Appeals	IAC	504	NA	NA			24	
State Total		1,639 *						
<b>WISCONSIN</b>								
Supreme Court	COLR	1,217	0	97			7	
Court of Appeals	IAC	NA	NA	NA			16	
State Total								
<b>States with no intermediate appellate court</b>								
<b>DELAWARE</b>								
Supreme Court	COLR	0	NA	NA			5	
<b>DISTRICT OF COLUMBIA</b>								
Court of Appeals	COLR	28	NA	NA			9	

(continued on next page)

TABLE 5: Selected Caseload and Processing Measures for Discretionary Petitions Granted in State Appellate Courts, 1996 (continued)

State/Court name:	Court type	Discretionary petitions:			Granted as a percent of filed	Disposed as a percent of granted	Number of judges	Filed granted per judge
		Filed	Filed granted	Granted disposed				
<b>MAINE</b>								
Supreme Judicial Court	COLR	NA	NA	NA			7	
<b>MONTANA</b>								
Supreme Court	COLR	101	16	NA	16		7	2
<b>NEVADA</b>								
Supreme Court	COLR	NJ	NJ	NJ			5	
<b>NEW HAMPSHIRE</b>								
Supreme Court	COLR	850	NA	NA			5	
<b>NORTH DAKOTA</b>								
Supreme Court	COLR	28	NA	NA			5	
<b>RHODE ISLAND</b>								
Supreme Court	COLR	268	9	NA	3		5	2
<b>SOUTH DAKOTA</b>								
Supreme Court	COLR	53 A	5	NA			5	1
<b>VERMONT</b>								
Supreme Court	COLR	20	NA	NA			5	
<b>WEST VIRGINIA</b>								
Supreme Court of Appeals	COLR	3,099	705	592	23	84	5	141
<b>WYOMING</b>								
Supreme Court	COLR	NJ	NJ	NJ			5	
<b>States with multiple appellate courts at any level</b>								
<b>ALABAMA</b>								
Supreme Court	COLR	915	NA	NA			9	
Court of Civil Appeals	IAC	NJ	NJ	NJ			5	
Court of Criminal Appeals	IAC	NJ	NJ	NJ			5	
State Total		915						
<b>INDIANA</b>								
Supreme Court	COLR	817	NA A	0			5	
Court of Appeals	IAC	NA	81	57		70	15	5
Tax Court	IAC	NJ	NJ	NJ			1	
State Total				57				
<b>NEW YORK</b>								
Court of Appeals	COLR	4,582	NA	179			7	
Appellate Div. of Sup. Ct.	IAC	NA	NA	NA			51	
Appellate Terms of Sup. Ct.	IAC	NA	NA	NA			15	
State Total								
<b>OKLAHOMA</b>								
Supreme Court	COLR	507	NA	NA			9	
Court of Criminal Appeals	COLR	NJ	NJ	NJ			5	
Court of Civil Appeals	IAC	NJ	NJ	NJ			12	
State Total		507						
<b>PENNSYLVANIA</b>								
Supreme Court	COLR	2,870	NA	NA			7	
Superior Court	IAC	NJ	NJ	NJ			15	
Commonwealth Court	IAC	110	NA	NA			9	
State Total		2,980						

(continued on next page)

TABLE 5: Selected Caseload and Processing Measures for Discretionary Petitions Granted in State Appellate Courts, 1996 (continued)

State/Court name:	Court type	Discretionary petitions:			Granted as a percent of filed	Disposed as a percent of granted	Number of judges	Filed granted per judge
		Filed	Filed granted	Granted disposed				
<b>TENNESSEE</b>								
Supreme Court	COLR	859	109	109	13	100	5	22
Court of Appeals	IAC	273	35	NA	13		12	3
Court of Criminal Appeals	IAC	175	45	NA	26		12	4
State Total		1,307	189		14			
<b>TEXAS</b>								
Supreme Court	COLR	1,340	195	114	15	58	9	22
Court of Criminal Appeals	COLR	1,847	211	112	11	53	9	23
Courts of Appeals	IAC	NJ	NJ	NJ			80	
State Total		3,187	406	226	13	56		

**COURT TYPE:**

COLR = Court of Last Resort  
 IAC = Intermediate Appellate Court

**NOTE:**

NA = Data are unavailable. Blank spaces indicate that a calculation is inappropriate.  
 NJ = This case type is not handled in this court.

**QUALIFYING FOOTNOTES:**

The absence of a qualifying footnote indicates that data are complete.

\* See the qualifying footnote for each court in the state. Each footnote has an effect on the state's total.

A: The following courts' data are incomplete:

California—Supreme Court—**Total discretionary petitions granted** filed data do not include **original proceedings** and **administrative agency** cases.

Washington—Supreme Court—**Total discretionary petitions granted** filed data do not include some cases reported with mandatory jurisdiction cases.

**TABLE 6: Opinions Reported by State Appellate Courts, 1996**

State/Court name:	Opinion count is by:		Composition of opinion count:			Total dispositions by signed opinion	Number of authorized justices/judges	Number of lawyer support personnel
	Case	Written document	Signed opinions	Per curiam opinions	Memos/orders			
<b>States with one court of last resort and one intermediate appellate court</b>								
<b>ALASKA</b>								
Supreme Court	X	O	X	O	O	478	5	11
Court of Appeals	X	O	X	O	O	70	3	8
<b>ARIZONA</b>								
Supreme Court	X	O	X	X	O	67	5	15
Court of Appeals	X	O	X	X	some	243	22	54
<b>ARKANSAS</b>								
Supreme Court	X	O	X	X	X	339	7	15
Court of Appeals	X	O	X	X	O	679	9	16
<b>CALIFORNIA</b>								
Supreme Court	X	O	X	X	some	102	7	50
Courts of Appeal	X	O	X	X	some	12,675	88	206
<b>COLORADO</b>								
Supreme Court	X	O	X	X	O	193	7	14
Court of Appeals	X	O	X	O	some	402	16	32
<b>CONNECTICUT</b>								
Supreme Court	X	O	X	X	some	178	7	12
Appellate Court	X	O	X	X	some	549	9	12
<b>FLORIDA</b>								
Supreme Court	X	O	X	X	O	381 B	7	18
District Courts of Appeal	X	O	X	X	O	4,836 B	61	146
<b>GEORGIA</b>								
Supreme Court	X	O	X	X	O	456	7	17
Court of Appeals	X	O	X	O	O	1,258	10	37
<b>HAWAII</b>								
Supreme Court	X	O	X	X	some	93	5	14
Intermediate Court of Appeals	X	O	X	X	X	76	4	9
<b>IDAHO</b>								
Supreme Court	O	X	X	X	X	141	5	11
Court of Appeals	O	X	X	X	O	94	3	6
<b>ILLINOIS</b>								
Supreme Court	X	O	X	X	O	107	7	24
Appellate Court	X	O	X	X	some	1,098	52	88
<b>IOWA</b>								
Supreme Court	O	X	X	O	O	407	9	16
Court of Appeals	X	O	X	O	O	173	6	6
<b>KANSAS</b>								
Supreme Court	X	O	X	X	some	173	7	7
Court of Appeals	X	O	X	X	some	1,396	10	21
<b>KENTUCKY</b>								
Supreme Court	X	O	X	X	some	83	7	13
Court of Appeals	X	O	X	X	some	1,796	14	34

(continued on next page)



TABLE 6: Opinions Reported by State Appellate Courts, 1996 (continued)

State/Court name:	Opinion count is by:		Composition of opinion count:			Total dispositions by signed opinion	Number of authorized justices/judges	Number of lawyer support personnel
	Case	Written document	Signed opinions	Per curiam opinions	Memos/orders			
<b>LOUISIANA</b>								
Supreme Court	O	X	X	X	some	126	8	38
Courts of Appeal	O	X	X	X	X	3,743	54	158
<b>MARYLAND</b>								
Court of Appeals	X	O	X	O	O	NA	7	14
Court of Special Appeals	X	O	X	O	O	467	13	29
<b>MASSACHUSETTS</b>								
Supreme Judicial Court	O	X	X	O	O	212	7	20
Appeals Court	O	X	X	X	X	243	14	31
<b>MICHIGAN</b>								
Supreme Court	X	O	X	X	O	109	7	15
Court of Appeals	X	O	X	X	some	344	28	84
<b>MINNESOTA</b>								
Supreme Court	X	O	X	O	O	151	7	10
Court of Appeals	X	O	X	O	O	335	16	36
<b>MISSISSIPPI</b>								
Supreme Court	X	O	X	O	X	225	9	38
Court of Appeals	X	O	X	O	X	0	10	NA
<b>MISSOURI</b>								
Supreme Court	X	O	X	X	some	NA	7	15
Court of Appeals	X	O	X	X	some	1,958	32	54
<b>NEBRASKA</b>								
Supreme Court	X	O	X	X	X	262	7	14
Court of Appeals	X	O	X	X	X	553	6	9
<b>NEW JERSEY</b>								
Supreme Court	O	X	X	O	O	77	7	25
Appellate Div. of Superior Ct.	X	O	X	X	X	449	32	60
<b>NEW MEXICO</b>								
Supreme Court	X	O	X	O	some	86	5	10
Court of Appeals	O	X	X	O	O	745	10	20
<b>NORTH CAROLINA</b>								
Supreme Court	X	O	X	O	some	152	7	15
Court of Appeals	X	O	X	O	X	1,279	12	28
<b>OHIO</b>								
Supreme Court	X	O	X	O	X	408	7	20
Courts of Appeals	X	O	X	O	X	7,828 B	65	Varies
<b>OREGON</b>								
Supreme Court	X	O	X	X	O	66	7	10
Court of Appeals	X	O	X	O	O	499	10	18
<b>PUERTO RICO</b>								
Supreme Court	X	O	X	X	X	64	7	NA
Circuit Court of Appeals	X	O	X	O	X	NA	33	NA

(continued on next page)

TABLE 6: Opinions Reported by State Appellate Courts, 1996 (continued)

State/Court name:	Opinion count is by:		Composition of opinion count:			Total dispositions by signed opinion	Number of authorized justices/judges	Number of lawyer support personnel
	Case	Written document	Signed opinions	Per curiam opinions	Memos/orders			
<b>SOUTH CAROLINA</b>								
Supreme Court	X	O	X	X	O	169	5	19
Court of Appeals	X	O	X	X	O	166	9	23
<b>UTAH</b>								
Supreme Court	X	O	X	X	O	116	5	12
Court of Appeals	X	O	X	X	O	115	7	5
<b>VIRGINIA</b>								
Supreme Court	X	O	X	X	O	122	7	23
Court of Appeals	X	O	X	X	O	190	10	15
<b>WASHINGTON</b>								
Supreme Court	X	O	X	X	some	139	9	23
Court of Appeals	X	O	X	X	some	1,789	24	32
<b>WISCONSIN</b>								
Supreme Court	X	O	X	X	O	86	7	10
Court of Appeals	X	O	X	O	O	963	16	25
<b>States with no intermediate appellate court</b>								
<b>DELAWARE</b>								
Supreme Court	X	O	X	O	O	70	5	5
<b>DISTRICT OF COLUMBIA</b>								
Court of Appeals	X	O	X	X	O	368	9	27
<b>MAINE</b>								
Supreme Judicial Court	O	X	X	O	O	351	7	11
<b>MONTANA</b>								
Supreme Court	X	O	X	O	O	372	7	14
<b>NEVADA</b>								
Supreme Court	O	X	X	X	O	169	5	28
<b>NEW HAMPSHIRE</b>								
Supreme Court	X	O	X	X	O	134	5	14
<b>NORTH DAKOTA</b>								
Supreme Court	X	O	X	X	O	259	5	11
<b>RHODE ISLAND</b>								
Supreme Court	X	O	X	O	O	123	5	17
<b>SOUTH DAKOTA</b>								
Supreme Court	X	O	X	X	O	183	5	8
<b>VERMONT</b>								
Supreme Court	X	O	X	O	O	112	5	8
<b>WEST VIRGINIA</b>								
Supreme Court of Appeals	X	O	X	X	some	272	5	20
<b>WYOMING</b>								
Supreme Court	X	O	X	X	some	180	5	12

(continued on next page)

TABLE 6: Opinions Reported by State Appellate Courts, 1996 (continued)

State/Court name:	Opinion count is by:		Composition of opinion count:			Total dispositions by signed opinion	Number of authorized justices/judges	Number of lawyer support personnel
	Case	Written document	Signed opinions	Per curiam opinions	Memos/orders			
<b>States with multiple appellate courts at any level</b>								
<b>ALABAMA</b>								
Supreme Court	X	O	X	X	some	333	9	18
Court of Civil Appeals	X	O	X	X	X	440	5	6
Court of Criminal Appeals	X	O	X	O	some	325	5	15
<b>INDIANA</b>								
Supreme Court	X	O	X	X	O	124	5	13
Court of Appeals	X	X	X	X	X	492	15	10
Tax Court	X	X	X	X	X	15	1	2
<b>NEW YORK</b>								
Court of Appeals	O	X	X	O	O	139	7	28
Appellate Div. - Supreme Ct.	O	X	X	X	some	NA	48	25
Appellate Terms - Supreme Ct.	O	X	X	X	some	NA	15	171
<b>OKLAHOMA</b>								
Supreme Court	X	O	X	X	O	NA	9	16
Court of Criminal Appeals	X	O	X	X	O	NA	5	12
Court of Civil Appeals	X	O	X	X	X	1,143	12	12
<b>PENNSYLVANIA</b>								
Supreme Court	X	O	X	O	O	204	7	NA
Superior Court	X	O	X	X	X	503	15	NA
Commonwealth Court	O	X	X	X	X	544	9	58
<b>TENNESSEE</b>								
Supreme Court	X	O	X	X	some	378	5	12
Court of Criminal Appeals	X	O	X	X	some	847	12	9
Court of Appeals	X	O	X	X	some	804	12	12
<b>TEXAS</b>								
Supreme Court	O	X	X	O	O	183	9	44
Court of Criminal Appeals	X	O	X	O	O	140	9	30
Courts of Appeals	X	O	X	O	O	NA	80	217

**CODES:**

- X - Court follows this method when counting opinions.
- O - Court does not follow this method when counting opinions.
- NA - Data are not available.

NOTE: Disposition data are from the Manner of Disposition Survey sent to each appellate court.

**Qualifying Footnotes:**

B: The following courts' data are overinclusive:

Florida—Supreme Court—Signed Opinions include per curiams.  
 —District Courts of Appeal—Signed Opinions include per curiams.

Ohio—Courts of Appeals—Signed opinions include decisions.

(continued on next page)

**TABLE 7: Reported National Civil and Criminal Caseloads for State Trial Courts, 1996**

<u>Reported Caseload</u>	<u>Filed</u>	<u>Disposed</u>
<b>Civil cases</b>		
I. General jurisdiction courts:		
A. Number of reported complete civil cases. . . . .	5,621,797	3,850,819
Number of courts reporting complete civil data. . . . .	37	32
B. Number of reported complete civil cases that include other case types. . . . .	2,409,851	2,331,959
Number of courts reporting complete civil data that include other case types. . . . .	16	15
C. Number of reported civil cases that are incomplete. . . . .	2,047,339	2,669,714
Number of courts reporting civil cases that are incomplete. . . . .	8	10
D. Number of reported civil cases that are incomplete and include noncivil case types. . . . .	225,504	149,991
Number of courts reporting civil cases that are incomplete and include noncivil case types. . . . .	2	2
II. Limited jurisdiction courts:		
A. Number of reported complete civil cases. . . . .	4,459,721	3,096,281
Number of courts reporting complete civil data. . . . .	46	37
B. Number of reported complete civil cases that include other case types. . . . .	360,659	115,290
Number of courts reporting complete civil data that include other case types. . . . .	4	2
C. Number of reported civil cases that are incomplete. . . . .	5,013,311	4,589,555
Number of courts reporting civil cases that are incomplete. . . . .	24	24
D. Number of reported civil cases that are incomplete and include noncivil case types. . . . .	0	93,856
Number of courts reporting civil cases that are incomplete and include noncivil case types. . . . .	0	1
<b>Criminal cases:</b>		
I. General jurisdiction courts:		
A. Number of reported complete criminal cases. . . . .	2,141,620	1,904,350
Number of courts reporting complete criminal data. . . . .	28	27
B. Number of reported complete criminal cases that include other case types. . . . .	1,003,278	960,576
Number of courts reporting complete criminal data that include other case types. . . . .	11	11
C. Number of reported criminal cases that are incomplete. . . . .	1,074,866	746,823
Number of courts reporting criminal cases that are incomplete. . . . .	12	10
D. Number of reported criminal cases that are incomplete and include noncriminal case types. . . . .	143,768	411,634
Number of courts reporting criminal cases that are incomplete and include noncriminal case types. . . . .	2	3
II. Limited jurisdiction courts:		
A. Number of reported complete criminal cases. . . . .	3,252,415	2,527,178
Number of courts reporting complete criminal data. . . . .	21	18
B. Number of reported complete criminal cases that include other case types. . . . .	1,736,465	1,458,867
Number of courts reporting complete criminal data that include other case types. . . . .	15	12
C. Number of reported criminal cases that are incomplete. . . . .	2,704,525	2,755,410
Number of courts reporting criminal cases that are incomplete. . . . .	15	14
D. Number of reported criminal cases that are incomplete and include noncriminal case types. . . . .	1,966,319	1,753,040
Number of courts reporting criminal cases that are incomplete and include noncriminal case types. . . . .	9	8

(continued on next page)

TABLE 7: Reported National Civil and Criminal Caseloads for State Trial Courts, 1996 (continued)

**Summary section for all trial courts:**

	Reported Filings					
	General Jurisdiction		Limited Jurisdiction		Total (incomplete)	
	Civil	Criminal	Civil	Criminal	Civil	Criminal
1. Total number of reported complete cases. . . . .	5,621,797	2,141,620	4,459,721	3,252,415	10,081,518	5,394,035
2. Total number of reported complete cases that include other case types. . . . .	2,409,851	1,003,278	360,659	1,736,465	2,770,510	2,739,743
3. Total number of reported cases that are incomplete. . . . .	2,047,339	1,074,866	5,013,311	2,704,525	7,060,650	3,779,391
4. Total number of reported cases that are incomplete and include other case types. . . . .	225,504	143,768	0	1,966,319	225,504	2,110,087
Total (incomplete). . . . .	10,304,491	4,363,532	9,833,691	9,659,724	20,138,182	14,023,256

	Reported Dispositions					
	General Jurisdiction		Limited Jurisdiction		Total (incomplete)	
	Civil	Criminal	Civil	Criminal	Civil	Criminal
1. Total number of reported complete cases. . . . .	3,850,819	1,904,350	3,096,281	2,527,178	6,947,100	4,431,528
2. Total number of reported complete cases that include other case types. . . . .	2,331,959	960,576	115,290	1,458,867	2,447,249	2,419,443
3. Total number of reported cases that are incomplete. . . . .	2,669,714	746,823	4,589,555	2,755,410	7,259,269	3,502,233
4. Total number of reported cases that are incomplete and include other case types. . . . .	149,991	411,634	93,856	1,753,040	243,847	2,164,674
Total (incomplete). . . . .	9,002,483	4,023,383	7,894,982	8,494,495	16,897,465	12,517,878

**TABLE 8: Reported Grand Total State Trial Court Caseload, 1996**

State/Court name:	Jurisdiction	Parking	Criminal unit of count	Support/ custody	Grand total filings and qualifying footnotes	Grand total dispositions and qualifying footnotes	Dispositions as a percentage of filings	Filings per 100,000 total population
<b>ALABAMA</b>								
Circuit	G	2	G	6	181,059 B	174,539 B	96	4,237
District	L	1	B	1	598,721 B	598,309 B	100	14,011
Municipal	L	1	M	1	978,623 A	574,630 A	59	22,902
Probate	L	2	I	1	NA	NA		
State Total								
<b>ALASKA</b>								
Superior	G	1	B	6	21,040 C	18,899 C	90	3,466
District	L	3	B	5	121,080	119,533	99	19,947
State Total					142,120 *	138,432 *	97	23,413
<b>ARIZONA</b>								
Superior	G	2	D	6	165,929	158,053	95	3,747
Tax	G	2	I	1	2,567	3,145	123	58
Justice of the Peace	L	1	Z	1	766,887	733,625	96	17,319
Municipal	L	1	Z	1	1,265,985	1,220,980	96	28,590
State Total					2,201,368	2,115,803	96	49,714
<b>ARKANSAS</b>								
Chancery and Probate	G	2	I	3	107,792	101,143	94	4,295
Circuit	G	1	A	1	70,139	69,998	100	2,795
City	L	1	A	1	51,536	30,460	59	2,053
County	L	2	I	1	NA	NA		
Court of Common Pleas	L	2	I	1	NA	NA		
Justice of the Peace	L	2	A	1	NA	NA		
Municipal	L	1	A	1	918,445	628,584	68	36,594
Police	L	1	A	1	2,999	2,354	78	119
State Total								
<b>CALIFORNIA</b>								
Superior	G	2	B	6	1,175,483 A	905,094 A	77	3,687
Municipal	L	6	B	1	8,035,693 A	7,806,356 A	97	25,207
State Total					9,211,176 *	8,711,450 *	95	28,895
<b>COLORADO</b>								
District, Denver Juvenile, Denver Probate	G	2	D	3	138,782	167,962	121	3,630
Water	G	2	I	1	1,418	1,254	88	37
County	L	2	D	1	762,283 C	723,606 C	95	19,941
Municipal	L	1	I	1	NA	NA		
State Total								
<b>CONNECTICUT</b>								
Superior	G	6	E	5**	529,924 C	459,083 C		16,185
Probate	L	2	I	1	64,730	NA		1,977
State Total					594,654 *			18,162
<b>DELAWARE</b>								
Court of Chancery	G	2	I	1	3,853	4,097	106	532
Superior	G	2	B	1	15,105 B	13,595 B	90	2,084
Alderman's	L	4	A	1	25,532	25,066	98	3,522
Court of Common Pleas	L	2	A	1	35,597	25,867	73	4,911
Family	L	2	B	3**	54,947	54,906	100	7,581
Justice of the Peace	L	2	A	1	186,997 A	185,552 A	99	25,798
Municipal Court of Wilmington	L	5	A	1	31,570 B	29,684 B	94	4,355
State Total					353,601 *	338,767 *	96	48,783

(continued on next page)

TABLE 8: Reported Grand Total State Trial Court Caseload, 1996 (continued)

State/Court name:	Jurisdiction	Parking	Criminal unit of count	Support/custody	Grand total filings and qualifying footnotes	Grand total dispositions and qualifying footnotes	Dispositions as a percentage of filings	Filings per 100,000 total population
<b>DISTRICT OF COLUMBIA</b>								
Superior	G	6	B	6**	194,995	186,451	96	35,897
<b>FLORIDA</b>								
Circuit	G	2	E	4	1,088,741	692,084 A		7,561
County	L	5	A	1	4,071,855	3,366,923	83	28,277
State Total					5,160,596	4,059,007 *		35,838
<b>GEORGIA</b>								
Superior†	G	2	G	3	281,328	263,825	94	3,826
Civil	L	2	M	1	NA	NA		
County Recorder's	L	1	M	1	NA	NA		
Juvenile†	L	2	I	1	117,194 A	106,999 A		1,594
Magistrate	L	2	B	1	397,929 A	279,104 A	70	5,412
Municipal	L	2	M	1	NA	NA		
Municipal and City of Atlanta	L	1	M	1	NA	NA		
Probate	L	2	B	1	156,471 A	118,863 A		2,128
State†	L	2	G	1	605,025 A	483,008 A	80	8,228
State Total								
<b>HAWAII</b>								
Circuit	G	2	G	6	71,404 B	80,926 B	113	6,032
District	L	4	A	1	550,422	495,207	90	46,499
State Total					621,826 *	576,133 *	93	52,531
<b>IDAHO</b>								
District	G	3	J	6**	453,473 A	446,462 A	98	38,131
<b>ILLINOIS</b>								
Circuit	G	4	G	6**	4,438,833	4,117,153	93	37,469
<b>INDIANA</b>								
Probate	G	2	I	1	3,051	2,600	85	52
Superior and Circuit	G	3	B	5	1,063,856 A	1,064,349 A	100	18,215
City and Town	L	3	B	1	279,277	254,826	91	4,782
County	L	4	B	1	91,950	83,818	91	1,574
Small Claims Court of Marion Co.	L	2	I	1	77,016	74,431	97	1,319
State Total					1,515,150 *	1,480,024 *	98	25,942
<b>IOWA</b>								
District	G	3	B	6	1,082,266 B	1,038,892 B	96	37,950
<b>KANSAS</b>								
District	G	4	B	6**	457,311	445,051	97	17,779
Municipal	L	1	B	1	531,125 A	485,679 A	91	20,649
State Total					988,436 *	930,730 *	94	38,428
<b>KENTUCKY</b>								
Circuit	G	2	B	6	88,219	77,161	87	2,272
District	L	3	B	1	725,196 B	691,823 B	95	18,673
State Total					813,415 *	768,984 *	95	20,944
<b>LOUISIANA</b>								
District	G	1	Z	6	658,107	NA		15,127
Family and Juvenile	G	2	I	4***	26,629	23,129	87	612
City and Parish	L	1	B	1	835,910	723,775	87	19,214
Justice of the Peace	L	1	I	1	NA	NA		
Mayor's	L	1	I	1	NA	NA		
State Total								

(continued on next page)

TABLE 8: Reported Grand Total State Trial Court Caseload, 1996 (continued)

State/Court name:	Jurisdiction	Parking	Criminal unit of count	Support/ custody	Grand total filings and qualifying footnotes	Grand total dispositions and qualifying footnotes	Dispositions as a percentage of filings	Filings per 100,000 total population
<b>MAINE</b>								
Superior	G	2	E	6	16,607 B	17,417 B	105	1,336
Administrative	L	2	I	1	304	332	109	24
District	L	4	E	5	131,652 B	128,913 C		10,589
Probate	L	2	I	1	NA	NA		
State Total								
<b>MARYLAND</b>								
Circuit	G	2	B	6**	260,927 B	213,725 B	82	5,145
District	L	1	B	1	2,093,471	1,152,511 A		41,278
Orphan's	L	2	I	1	NA	NA		
State Total								
<b>MASSACHUSETTS</b>								
Trial Court of the Commonwealth	G	1	D	5**	1,495,366	911,503 A		24,545
<b>MICHIGAN</b>								
Circuit	G	2	B	6**	276,114	257,107	93	2,878
Court of Claims	G	2	I	1	491	585	119	5
Recorder's Court of Detroit	G	2	B	1	20,234	19,479	96	211
District	L	4	B	1	3,638,317	3,513,203	97	37,921
Municipal	L	4	B	1	56,441	55,987	99	588
Probate	L	2	I	1	222,792	54,051 A		2,322
State Total					4,214,389	3,900,412 *		43,926
<b>MINNESOTA</b>								
District	G	4	B	6	1,905,531	1,919,462	101	40,911
<b>MISSISSIPPI</b>								
Circuit	G	2	B	1	22,386 C	14,408 A		824
Chancery	L	2	I	5	80,915 B	NA		2,979
County	L	2	B	1	52,697 A	NA		1,940
Family	L	2	I	1	2,741	NA		101
Justice	L	2	B	1	NA	NA		
Municipal	L	1	B	1	NA	NA		
State Total								
<b>MISSOURI</b>								
Circuit	G	2	G	6**	857,254 A	815,713 A	95	15,997
Municipal	L	1	I	1	NA	NA		
State Total								
<b>MONTANA</b>								
District	G	2	G	3	34,176 A	NA		3,886
Water	G	2	I	1	NA	NA		
Workers' Compensation	G	2	I	1	NA	NA		
City	L	1	B	1	93,631 C	NA		10,647
Justice of the Peace	L	1	B	1	97,577 C	NA		11,096
Municipal	L	1	B	1	8,785	NA		999
State Total								
<b>NEBRASKA</b>								
District	G	2	B	5	56,546 B	55,265 B	98	3,423
County	L	1	B	1	387,217 A	388,324 A	100	23,438
Separate Juvenile	L	2	I	1	4,025	NA		244
Workers' Compensation	L	2	I	1	141	153	109	9
State Total					447,929 *			27,113

(continued on next page)



TABLE 8: Reported Grand Total State Trial Court Caseload, 1996 (continued)

State/Court name:	Jurisdiction	Parking	Criminal unit of count	Support/ custody	Grand total filings and qualifying footnotes	Grand total dispositions and qualifying footnotes	Dispositions as a percentage of filings	Filings per 100,000 total population
<b>NEVADA</b>								
District	G	2	Z	2	59,660 A	NA		3,721
Justice	L	1	Z	1	NA	NA		
Municipal	L	1	Z	1	NA	NA		
State Total								
<b>NEW HAMPSHIRE</b>								
Superior	G	2	A	5	44,619	42,872	96	3,838
District	L	4	A	1	159,440	NA		13,715
Municipal	L	4	A	1	238	NA		20
Probate	L	2	I	1	17,476	8,065 A		1,503
State Total					221,773			19,078
<b>NEW JERSEY</b>								
Superior	G	2	B	6**	1,220,024	1,235,021	101	15,273
Municipal	L	4	B	1	5,375,734	5,265,496	98	67,298
Tax	L	2	I	1	9,410	12,075	128	118
State Total					6,605,168	6,512,592	99	82,689
<b>NEW MEXICO</b>								
District	G	2	E	6	92,028	88,109	96	5,371
Magistrate	L	3	E	1	154,734 A	124,883 A	81	9,031
Metropolitan Ct. of Bernalillo Co.	L	3	E	1	79,264	66,009	83	4,626
Municipal	L	1	I	1	NA	NA		
Probate	L	2	I	1	NA	NA		
State Total								
<b>NEW YORK</b>								
Supreme and County	G	2	E	1	441,682 B	460,143 B	104	2,429
Civil Court of the City of New York	L	2	I	1	587,532 A	431,951 A	74	3,231
Court of Claims	L	2	I	1	2,334	2,284	98	13
Criminal Court of the City of New York	L	2	E	1	648,185 A	482,266 A	74	3,564
District and City	L	4	E	1	1,278,995 A	1,248,991 A	98	7,033
Family	L	2	I	4	652,512	639,252	98	3,588
Surrogates'	L	2	I	1	168,049	106,545	63	924
Town and Village Justice	L	1	E	1	NA	NA		
State Total								
<b>NORTH CAROLINA</b>								
Superior	G	2	E	1	256,128 B	248,265 B	97	3,498
District	L	6	E	6**	2,421,802 A	2,314,340 A		33,072
State Total					2,677,930 *	2,562,605 *		36,569
<b>NORTH DAKOTA</b>								
District	G	4	B	6**	140,559	139,529	99	21,842
Municipal	L	1	B	1	NA	35,679 A		
State Total						175,208 *		
<b>OHIO</b>								
Court of Common Pleas	G	2	B	6**	776,656 B	767,225 B	99	6,951
County	L	5	B	1	256,130	253,235	99	2,292
Court of Claims	L	2	I	1	7,287	7,273	100	65
Mayor's	L	1	B	1	NA	NA		
Municipal	L	5	B	1	2,415,161	2,400,027	99	21,616
State Total								

(continued on next page)

TABLE 8: Reported Grand Total State Trial Court Caseload, 1996 (continued)

State/Court name:	Jurisdiction	Parking	Criminal unit of court	Support/ custody	Grand total filings and qualifying footnotes	Grand total dispositions and qualifying footnotes	Dispositions as a percentage of filings	Filings per 100,000 total population
<b>OKLAHOMA</b>								
District	G	2	J	6	519,009	484,071	93	15,723
Court of Tax Review	L	2	I	1	NA	NA		
Municipal Court Not of Record	L	1	I	1	NA	NA		
Municipal Criminal Court of Record	L	1	I	1	NA	NA		
State Total								
<b>OREGON</b>								
Circuit	G	2	E	6**	155,513	135,915 A		4,854
Tax	G	2	I	1	376	387	103	12
County	L	2	I	1	NA	NA		
District	L	1	E	1	412,585 A	442,808 A	107	12,878
Justice	L	3	E	1	NA	NA		
Municipal	L	3	A	1	NA	NA		
State Total								
<b>PENNSYLVANIA</b>								
Court of Common Pleas†	G	2	B	4	533,129 A	543,262 A	102	4,422
District Justice	L	4	B	1	2,060,524	1,949,669	95	17,091
Philadelphia Municipal	L	2	B	1	210,510	210,501	100	1,746
Philadelphia Traffic	L	1	I	1	246,539 A	209,265 A	85	2,045
Pittsburgh City Magistrates	L	4	B	1	310,521	NA		2,576
State Total					3,361,223 *			27,880
<b>PUERTO RICO</b>								
Court of First Instance	G	2	J	6	323,177	315,622	98	8,657
<b>RHODE ISLAND</b>								
Superior	G	2	D	1	15,895	14,253	90	1,605
Workers' Compensation	L	2	I	1	8,369 A	8,831 A	106	845
District	L	2	A	1	61,908 A	58,947 A		6,252
Family	L	2	I	6	25,171 A	4,062 A		2,542
Municipal	L	1	I	1	NA	NA		
Probate	L	2	I	1	NA	NA		
Administrative Adjudication	L	1	I	1	127,466	101,879	80	12,872
State Total								
<b>SOUTH CAROLINA</b>								
Circuit	G	2	B	1	157,770 B	154,395 B	98	4,265
Family	L	2	I	6**	95,068	100,174	105	2,570
Magistrate	L	4	B	1	995,000 A	984,191 A	99	26,901
Municipal	L	4	B	1	454,446	454,007	100	12,286
Probate	L	2	I	1	25,972 A	27,165 A	105	702
State Total					1,728,256 *	1,719,932 *	100	46,725
<b>SOUTH DAKOTA</b>								
Circuit	G	3	B	4	212,654	196,351 A		29,035
<b>TENNESSEE</b>								
Circuit, Criminal, and Chancery	G	2	A	6**	234,449 A	211,658 A	90	4,407
Probate	G	2	I	1	5,404	2,700	50	102
General Sessions	L	1	M	6**	NA	NA		
Juvenile	L	2	I	1	114,373	158,562 B		2,150
Municipal	L	1	M	1	NA	NA		
State Total								

(continued on next page)

TABLE 8: Reported Grand Total State Trial Court Caseload, 1996 (continued)

State/Court name:	Jurisdiction	Parking	Criminal unit of count	Support/custody	Grand total filings and qualifying footnotes	Grand total dispositions and qualifying footnotes	Dispositions as a percentage of filings	Filings per 100,000 total population
<b>TEXAS</b>								
District	G	2	B	6**	651,904	651,290	100	3,408
County-level	L	2	B	6**	674,075	601,501 A		3,524
Justice of the Peace	L	4	A	1	2,215,432 A	2,004,765 A	90	11,582
Municipal	L	4	A	1	6,846,502 A	5,752,764 A	84	35,793
State Total					10,387,913 *	9,010,320 *		54,307
<b>UTAH</b>								
District	G	4	J	3	369,661 B	349,016 B	94	18,478
Justice	L	4	B	1	362,724	391,731	108	18,132
Juvenile	L	2	I	1	61,338	61,624	100	3,066
State Total					793,723 *	802,371 *	101	39,676
<b>VERMONT</b>								
District	G	2	D	4***	31,698	30,573	96	5,385
Family	G	2	D	4***	23,858	25,556	107	4,053
Superior	G	2	B	5	6,697	6,742	101	1,138
Environmental	L	2	I	1	213	152	71	36
Probate	L	2	I	1	4,957	4,894	99	842
Traffic/Muni Ordinance	L	4	I	1	68,088	67,793	100	11,567
State Total					135,511	135,710	100	23,020
<b>VIRGINIA</b>								
Circuit	G	2	A	3	239,004	223,360	93	3,580
District	L	4	A	4	3,393,778	3,462,254	102	50,840
State Total					3,632,782	3,685,614	101	54,420
<b>WASHINGTON</b>								
Superior	G	2	D	6	232,795 B	226,116 B	97	4,207
District	L	4	C	1	865,148 A	917,726 A	106	15,636
Municipal	L	4	C	1	1,194,969 A	870,603 A	73	21,597
State Total					2,292,912 *	2,014,445 *	88	41,441
<b>WEST VIRGINIA</b>								
Circuit	G	2	J	5	59,843 B	60,833 B	102	3,278
Magistrate	L	2	J	1	359,924	335,034	93	19,714
Municipal	L	1	A	1	NA	NA		
State Total								
<b>WISCONSIN</b>								
Circuit	G	3	D	6**	867,443	856,631	99	16,812
Municipal	L	3	A	1	NA	479,235 A		
State Total						1,335,866 *		
<b>WYOMING</b>								
District	G	2	J	5	14,475 A	14,974 A	103	3,007
County	L	1	J	4	110,348 A	112,546 A		22,922
Justice of the Peace	L	1	J	1	14,839 A	12,205 A	82	3,082
Municipal	L	1	A	1	44,773 A	45,371 A	101	9,301
State Total					184,435 *	185,096 *		38,312

(continued on next page)

TABLE 8: Reported Grand Total State Trial Court Caseload, 1996 (continued)

**NOTE:** All state trial courts with grand total jurisdiction are listed in the table, regardless of whether caseload data are available. Blank spaces in the table indicate that a particular calculation, such as the total state caseload, is not appropriate. State total "filings per 100,000 population" may not equal the sum of the filing rates for the individual courts due to rounding.

NA = Data are not available.

**JURISDICTION CODES:**

G = General Jurisdiction  
L = Limited Jurisdiction

**SUPPORT/CUSTODY CODES:**

- 1 = The court does not have jurisdiction over support/custody cases
- 2 = Support/custody caseload data are not available
- 3 = Only contested support/custody cases and all interstate support cases (where the court has jurisdiction) are counted separately from marriage dissolution cases
- 4 = Both contested and uncontested support/custody cases and interstate support cases (where the court has jurisdiction) are counted separately from marriage dissolution cases
- 5 = Support/custody is counted as a proceeding of the marriage dissolution and, thus, a marriage dissolution that involves support/custody is counted as one case
- 6 = Support/custody is counted as a proceeding of the marriage dissolution, but interstate support cases are counted separately
- \*\* = Nondissolution support/custody cases are also counted separately
- \*\*\* = Court has only interstate support jurisdiction

**PARKING CODES:**

- 1 = Parking data are unavailable
- 2 = Court does not have parking jurisdiction
- 3 = Only contested parking cases are included
- 4 = Both contested and uncontested parking cases are included
- 5 = Parking cases are handled administratively
- 6 = Uncontested parking cases are handled administratively; contested parking cases are handled by the court

**CRIMINAL UNIT OF COUNT CODES:**

- M = Missing data
- I = Data element is inapplicable
- A = Single defendant—single charge
- B = Single defendant—single incident (one/more charges)
- C = Single defendant—single incident/maximum number charges (usually two)
- D = Single defendant—one/more incidents
- E = Single defendant—content varies with prosecutor
- F = One/more defendants—single charge
- G = One/more defendants—single incident (one/more charges)
- H = One/more defendants—single incident/maximum number charges (usually two)
- J = One/more defendants—one/more incidents
- K = One/more defendants—content varies with prosecutor
- L = Inconsistent during reporting year
- Z = Both the defendant and charge components vary within the state

**QUALIFYING FOOTNOTES:**

The absence of a qualifying footnote indicates that data are complete.

† Data for Georgia Superior, Juvenile, and State Courts are for 1995. Data for Pennsylvania Court of Common Pleas are preliminary 1996 data.

\* See the qualifying footnote for each court within the state. Each footnote has an effect on the state's total.

A: The following courts' data are incomplete:

- Alabama—Municipal Court—Grand total filed and disposed data do not include cases from 54 municipalities.
- California—Superior Court—Grand total filed and disposed data do not include partial data from three courts.  
—Municipal Court—Grand total filed and disposed data do not include data from two counties.
- Delaware—Justice of the Peace Court—Grand total filed and disposed data do not include DW/DUI cases.
- Florida—Circuit Court—Grand total disposed data do not include **civil appeals**.
- Georgia—Juvenile Court—Grand total filed data do not include cases from five counties. Disposed data do not include cases from seven counties.  
—Magistrate Court—Grand total filed and disposed data do not include any data from 27 counties, and partial data from 44 counties.  
—Probate Court—Grand total filed and disposed data do not include any **civil** cases from 56 of 159 counties, and partial **civil** data from 32 counties; any **criminal** and **traffic** data from 44 counties, and partial **criminal** and **traffic** data from 18 counties; and are less than 75% complete. Disposed data do not include any **civil** cases.  
—State Court—Grand total filed and disposed data do not include cases from 13 courts.
- Idaho—District Court—Grand total filed and disposed data do not include **mental health** and **parking** cases.
- Indiana—Superior and Circuit Courts—Grand total filed and disposed data do not include **civil appeals**, **criminal appeals** and some **support/custody** cases.
- Kansas—Municipal Court—Grand total filed and disposed data do not include **parking** cases.
- Maryland—District Court—Grand total disposed data do not include **ordinance violation**, **parking** and most **civil** cases, and are less than 75% complete.
- Massachusetts—Trial Court of the Commonwealth—Grand total disposed data do not include **civil** cases from the Housing Court Department, **criminal** cases from the Housing Court Department, **DW/DUI** cases from the District Court and Boston Municipal Court Departments, most **moving traffic violation** cases from the Boston Municipal Court Department, **ordinance violation** and **miscellaneous criminal** cases, most **juvenile** data from the Juvenile Court Department, and some **juvenile** data from the District Court Department, and are less than 75% complete.
- Michigan—Probate Court—Grand total disposed data do not include **domestic violence**, **paternity**, some **miscellaneous domestic relations**, **mental health**, **miscellaneous civil**, **adoption**, **traffic** and **juvenile** cases, and are less than 75% complete.
- Mississippi—Circuit Court—Grand total disposed data do not include any **civil** cases, and **criminal** cases from two counties, and are less than 75% complete.  
—County Court—Grand total filed data do not include **criminal** cases.

(continued on next page)

TABLE 8: Reported Grand Total State Trial Court Caseload, 1996 (continued)

<p>Missouri—Circuit Court—Grand total filed and disposed data do not include those <b>ordinance violation</b> cases heard by municipal judges.</p> <p>Montana—District Court—Grand total filed data do not include partial year data from one county.</p> <p>Nebraska—County Court—Grand total filed and disposed data do not include <b>parking</b> cases.</p> <p>Nevada—District Court—Grand total filed data do not include <b>felony, misdemeanor, DW/DUI, miscellaneous criminal</b>, and all <b>juvenile</b> cases, and are less than 75% complete.</p> <p>New Hampshire—Probate Court—Grand total disposed data do not include some <b>estate</b> and some <b>miscellaneous civil</b> cases.</p> <p>New Mexico—Magistrate Court—Grand total filed and disposed data do not include cases from seven courts.</p> <p>New York—Civil Court of the City of New York—Grand total filed and disposed data do not include <b>administrative agency appeals</b> cases.          —Criminal Court of the City of New York—Grand total filed and disposed data do not include <b>moving traffic, miscellaneous traffic</b>, and some <b>ordinance violation</b> cases.          —District and City Courts—Grand total filed and disposed data do not include <b>administrative agency appeals</b> cases.</p> <p>North Carolina—District Court—Grand total filed and disposed data do not include <b>mental health</b> cases. Disposed data also do not include <b>miscellaneous civil</b> cases.</p> <p>North Dakota—Municipal Court—Grand total disposed data do not include <b>ordinance violation</b> and <b>parking</b> cases, represent only the ten municipalities with the highest case volume, and are less than 75% complete.</p> <p>Oregon—Circuit Court—Grand total disposed data do not include <b>juvenile</b> cases.          —District Court—Grand total filed and disposed data do not include <b>parking</b> cases.</p> <p>Pennsylvania—Court of Common Pleas—Grand total filed and disposed data do not include some <b>civil appeals</b> and some <b>criminal appeals</b> cases.          —Philadelphia Traffic Court—Grand total filed and disposed data do not include <b>ordinance violation, parking</b>, and <b>miscellaneous traffic</b> cases, and are less than 75% complete.</p> <p>Rhode Island—Workers' Compensation Court—Grand total filed and disposed data do not include some <b>administrative agency appeals</b>.          —District Court—Grand total filed and disposed data do not include <b>mental health</b> cases. Disposed data also do not include <b>domestic violence</b> and <b>administrative agency appeals</b>.          —Family Court—Grand total filed data do not include <b>paternity cases</b>. Disposed data do not include <b>marriage dissolution, paternity</b> and <b>interstate support</b> cases, and are less than 75% complete.</p> <p>South Carolina—Magistrate Court—Grand total filed and disposed data do not include <b>ordinance violation</b> cases.          —Probate Court—Grand total filed and disposed data do not include <b>mental health</b> cases, and are less than 75% complete.</p> <p>South Dakota—Circuit Court—Grand total disposed data do not include <b>juvenile</b> cases.</p> <p>Tennessee—Circuit, Criminal and Chancery Courts—Grand total filed and disposed data do not include <b>miscellaneous criminal</b> cases.</p> <p>Texas—County-level Court—Grand total disposed data do not include <b>estate</b> and <b>mental health</b> cases.          —Justice of the Peace Court—Grand total filed and disposed data represent a reporting rate of 89%.          —Municipal Court—Grand total filed and disposed data represent a reporting rate of 92%.</p>	<p>Washington—District Court—Grand total filed and disposed data do not include cases from one district that did not report data for the period.          —Municipal Court—Grand total filed and disposed data do not include any cases from 16 courts and partial year data from five courts.</p> <p>Wisconsin—Municipal Court—Grand total disposed data represent a reporting rate of 98%.</p> <p>Wyoming—District Court—Grand total filed and disposed data do not include cases from two counties that did not report.          —County Court—Grand total filed data do not include cases from one court. Disposed data do not include <b>trial court civil appeals, criminal appeals</b> cases, and data from one court.          —Justice of the Peace Court—Grand total filed and disposed data do not include cases from five of ten courts, and are less than 75% complete.          —Municipal Court—Grand total filed and disposed data do not include cases from ten courts that did not report.</p> <p>B: The following courts' data are overinclusive:</p> <p>Alabama—Circuit Court—Grand total filed and disposed data include <b>postconviction remedy proceedings</b> and some <b>extraordinary writs</b>.          —District Court—Grand total filed and disposed data include <b>preliminary hearings</b>.</p> <p>Delaware—Superior Court—Grand total filed and disposed data include <b>postconviction remedy proceedings</b> and <b>extraordinary writs</b>.          —Municipal Court of Wilmington—Grand total filed and disposed data include <b>preliminary hearing proceedings</b>.</p> <p>Hawaii—Circuit Court—Grand total filed and disposed data include <b>criminal postconviction remedy proceedings</b>.</p> <p>Iowa—District Court—Grand total filed and disposed data include <b>postconviction remedy proceedings</b>.</p> <p>Kentucky—District Court—Grand total filed and disposed data include <b>sentence review only proceedings</b>.</p> <p>Maine—Superior Court—Grand total filed and disposed data include <b>postconviction remedy</b> and <b>sentence review only proceedings</b>.          —District Court—Grand total filed data include <b>preliminary hearing proceedings</b>.</p> <p>Maryland—Circuit Court—Grand total filed and disposed data include <b>estate</b> cases from the Orphan's Court, and some <b>postconviction remedy</b> and <b>sentence review only proceedings</b>.</p> <p>Mississippi—Chancery Court—Grand total filed data include <b>extraordinary writs</b>.</p> <p>Nebraska—District Court—Grand total filed and disposed data include <b>postconviction remedy proceedings</b>.</p> <p>New York—Supreme and County Court—Grand total filed and disposed data include <b>postconviction remedy proceedings</b>.</p> <p>North Carolina—Superior Court—Grand total filed and disposed data include <b>mental health</b> cases from District Court.</p> <p>Ohio—Court of Common Pleas—Grand total filed and disposed data include <b>postconviction remedy proceedings</b>.</p> <p>South Carolina—Circuit Court—Grand total filed and disposed data include <b>postconviction remedy proceedings</b>.</p> <p>Tennessee—Juvenile Court—Grand total disposed data are somewhat inflated. Disposed data are counted by number of actions rather than number of referrals.</p> <p>Utah—District Court—Grand total filed and disposed data include <b>postconviction remedy</b> and <b>sentence review only proceedings</b>.</p> <p>Washington—Superior Court—Grand total filed and disposed data include <b>postconviction remedy proceedings</b> and <b>extraordinary writs</b>.</p>
---	---

(continued on next page)

TABLE 8: Reported Grand Total State Trial Court Caseload, 1996 (continued)

West Virginia—Circuit Court—Grand total filed and disposed data include **postconviction remedy proceedings** and **extraordinary writs**.

C: The following courts' data are incomplete and overinclusive:

Alaska—Superior Court—Grand total filed and disposed data include **extraordinary writs**, orders to show cause, unfair trade practices, and **postconviction remedy proceedings**, but do not include **criminal appeals** cases.

Colorado—County Court—Grand total filed and disposed data include some **preliminary hearing proceedings**, but do not include **miscellaneous civil** (name change) cases from counties other than Denver.

Connecticut—Superior Court—Grand total filed and disposed data include **postconviction remedy proceedings**, but do not include most **interstate support** cases. Disposed data also do not include most **small claims** cases.

Maine—District Court—Grand total disposed data include **preliminary hearing proceedings**, but do not include **parking, miscellaneous traffic**, some **moving traffic**, and some **ordinance violation** cases.

Mississippi—Circuit Court—Grand total filed data include **extraordinary writs**, but do not include any **criminal** cases, and are less than 75% complete.

Montana—City Court—Grand total filed data include **preliminary hearing proceedings**, but do not include any data from 10 courts and partial year data from 13 courts.

—Justice of the Peace Court—Grand total filed data include **preliminary hearing proceedings**, but do not include any data from seven courts and partial year data from six courts.

**TABLE 9: Reported Total State Trial Court Civil Caseload, 1996**

State/Court name:	Jurisdiction	Support/custody:		Total civil filings and qualifying footnotes	Total civil dispositions and qualifying footnotes	Dispositions as a percentage of filings	Filings per 100,000 total population
		(a) method of count code	(b) decree change counted as				
<b>ALABAMA</b>							
Circuit	G	6	NF	102,229 B	99,578 B	97	2,392
District	L	1		168,355	163,539	97	3,940
Probate	L	1		NA	NA		
State Total							
<b>ALASKA</b>							
Superior	G	6	R	15,449 B	14,501 B	94	2,545
District	L	5		19,953	19,155	96	3,287
State Total				35,402 *	33,656 *	95	5,832
<b>ARIZONA</b>							
Superior	G	6	NF	114,519	109,544	96	2,586
Tax	G	1		2,567	3,145	123	58
Justice of the Peace	L	1		136,667	134,049	98	3,086
Municipal	L	1		18,824	18,191	97	425
State Total				272,577	264,929	97	6,156
<b>ARKANSAS</b>							
Chancery and Probate	G	3	R	86,879	81,664	94	3,462
Circuit	G	1		22,047	20,488	93	878
City	L	1		662	655	99	26
Justice of the Peace	L	1		NA	NA		
County	L	1		NA	NA		
Court of Common Pleas	L	1		NA	NA		
Municipal	L	1		70,748	38,464	54	2,819
Police	L	1		0	0		
State Total							
<b>CALIFORNIA</b>							
Superior	G	6	NC	869,000 A	614,643 A	71	2,726
Municipal	L	1		972,342 A	979,381 A	101	3,050
State Total				1,841,342 *	1,594,024 *	87	5,776
<b>COLORADO</b>							
District, Denver Juvenile, Denver Probate	G	3	R	83,894	81,799 A		2,195
Water	G	1		1,418	1,254	88	37
County	L	1		169,007 A	168,937 A	100	4,421
State Total				254,319 *	251,990 *		6,653
<b>CONNECTICUT</b>							
Superior	G	5**	NC	176,543 C	102,626 C		5,392
Probate	L	1		64,730	NA		1,977
State Total				241,273 *			7,369
<b>DELAWARE</b>							
Court of Chancery	G	1		3,853	4,097	106	532
Superior	G	1		7,485 B	6,693 B	89	1,033
Court of Common Pleas	L	1		5,591	4,107	73	771
Family	L	3**	R	38,405 B	38,838 B	101	5,298
Justice of the Peace	L	1		30,184	29,632	98	4,164
State Total				85,518 *	83,367 *	97	11,798
<b>DISTRICT OF COLUMBIA</b>							
Superior	G	6**	R	137,214	129,202	94	25,260

(continued on next page)

TABLE 9: Reported Total State Trial Court Civil Caseload, 1996 (continued)

State/Court name:	Jurisdiction	Support/custody:		Total civil filings and qualifying footnotes	Total civil dispositions and qualifying footnotes	Dispositions as a percentage of filings	Filings per 100,000 total population
		(a) method of count code	(b) decree change counted as				
<b>FLORIDA</b>							
Circuit	G	4	R	735,492	445,054 A		5,108
County	L	1		374,302	299,578	80	2,599
State Total				1,109,794	744,632 *		7,707
<b>GEORGIA</b>							
Superior†	G	3	NF	189,450	173,940	92	2,576
Civil	L	1		NA	NA		
Magistrate	L	1		289,690 A	200,472 A	69	3,940
Municipal	L	1		NA	NA		
Probate	L	1		35,252 A	NA		479
State†	L	1		146,141 A	116,632 A	80	1,987
State Total							
<b>HAWAII</b>							
Circuit	G	6	R	35,124 B	38,818 B	111	2,967
District	L	1		24,583	22,347	91	2,077
State Total				59,707 *	61,165 *	102	5,044
<b>IDAHO</b>							
District	G	6**	R	76,933 A	75,050 A	98	6,469
<b>ILLINOIS</b>							
Circuit	G	6**	R	657,288	642,938	98	5,548
<b>INDIANA</b>							
Probate	G	1		1,972	1,556	79	34
Superior and Circuit	G	5	R	348,158 A	323,809 A	93	5,961
City and Town	L	1		16,636	14,954	90	285
County	L	1		32,115	28,816	90	550
Small Claims Court of Marion Co.	L	1		77,016	74,431	97	1,319
State Total				475,897 *	443,566 *	93	8,148
<b>IOWA</b>							
District	G	6	NF	173,523 B	170,799 B	98	6,085
<b>KANSAS</b>							
District	G	6**	NC	195,621	191,046	98	7,605
<b>KENTUCKY</b>							
Circuit	G	6	R	68,615	58,213	85	1,767
District	L	1		182,406 A	166,589 A	91	4,697
State Total				251,021 *	224,802 *	90	6,463
<b>LOUISIANA</b>							
District	G	6	NF	175,445	NA		4,033
Family and Juvenile	G	4***	NF	10,216	9,880	97	235
City and Parish	L	1		86,815	68,965	79	1,995
Justice of the Peace	L	1		NA	NA		
State Total							
<b>MAINE</b>							
Superior	G	6	NC	4,915	5,534	113	395
Administrative	L	1		304	332	109	24
District	L	5	NC	42,319	41,156	97	3,404
Probate	L	1		NA	NA		
State Total							

(continued on next page)



TABLE 9: Reported Total State Trial Court Civil Caseload, 1996 (continued)

State/Court name:	Jurisdiction	Support/custody:		Total civil filings and qualifying footnotes	Total civil dispositions and qualifying footnotes	Dispositions as a percentage of filings	Filings per 100,000 total population
		(a) method of count code	(b) decree change counted as				
<b>MARYLAND</b>							
Circuit	G	6**	NF	157,872 B	119,142 B	75	3,113
District	L	1		839,747	14,554 A		16,558
Orphan's	L	1		NA	NA		
State Total							
<b>MASSACHUSETTS</b>							
Trial Court of the Commonwealth	G	5**	R	587,544	392,051 A		9,644
<b>MICHIGAN</b>							
Circuit	G	6**	NC	223,928	206,961	92	2,334
Court of Claims	G	1		491	585	119	5
District	L	1		413,774	409,224	99	4,313
Municipal	L	1		663	617	93	7
Probate	L	1		108,694	54,051 A		1,133
State Total				747,550	671,438 *		7,792
<b>MINNESOTA</b>							
District	G	6	NF	222,894	214,789	96	4,785
<b>MISSISSIPPI</b>							
Circuit	G	1		22,386 B	NA		824
Chancery	L	5	NF	72,808 B	NA		2,681
County	L	1		35,242	NA		1,298
Family	L	1		NA	NA		
Justice	L	1		NA	NA		
State Total							
<b>MISSOURI</b>							
Circuit	G	6**	NF	277,374	260,229	94	5,176
<b>MONTANA</b>							
District	G	3	R	26,812 A	NA		3,049
Water	G	1		NA	NA		
Workers' Compensation	G	1		NA	NA		
City	L	1		1,114 A	NA		127
Justice of the Peace	L	1		18,700 A	NA		2,127
Municipal	L	1		1,474	NA		168
State Total							
<b>NEBRASKA</b>							
District	G	5	R	48,961 C	47,365 C	97	2,964
County	L	1		70,381	67,608	96	4,260
Workers' Compensation	L	1		141	153	109	9
State Total				119,483 *	115,126 *	96	7,232
<b>NEVADA</b>							
District	G	2	R	59,657	NA		3,721
Justice	L	1		NA	NA		
Municipal	L	1		NA	NA		
State Total							
<b>NEW HAMPSHIRE</b>							
Superior	G	5	R	30,299	29,258	97	2,606
District	L	1		37,937	NA		3,263
Municipal	L	1		36	NA		3
Probate	L	1		17,476	8,065 A		1,503
State Total				85,748			7,376

(continued on next page)

TABLE 9: Reported Total State Trial Court Civil Caseload, 1996 (continued)

State/Court name:	Jurisdiction	Support/custody:		Total civil filings and qualifying footnotes	Total civil dispositions and qualifying footnotes	Dispositions as a percentage of filings	Filings per 100,000 total population
		(a) method of count code	(b) decree change counted as				
<b>NEW JERSEY</b>							
Superior	G	6**	R	1,061,009	1,075,633	101	13,283
Tax	L	1		9,410	12,075	128	118
State Total				1,070,419	1,087,708	102	13,400
<b>NEW MEXICO</b>							
District	G	6	R	62,638	61,267	98	3,656
Magistrate	L	1		20,317 A	15,151 A	75	1,186
Metropolitan Ct. of Bernalillo Co.	L	1		18,333	15,834	86	1,070
Probate	L	1		NA	NA		
State Total							
<b>NEW YORK</b>							
Supreme and County	G	1		373,615 B	388,030 B	104	2,055
Civil Court of the City of New York	L	1		587,532 A	431,951 A	74	3,231
Court of Claims	L	1		2,334	2,284	98	13
District and City	L	1		242,200 A	237,376 A	98	1,332
Family	L	4	R	596,318	583,471	98	3,279
Surrogates'	L	1		168,049	106,545	63	924
Town and Village Justice	L	1		NA	NA		
State Total							
<b>NORTH CAROLINA</b>							
Superior	G	1		129,731 B	122,996 B	95	1,772
District	L	6**	R	487,479 A	415,021 A		6,657
State Total				617,210 *	538,017 *		8,429
<b>NORTH DAKOTA</b>							
District	G	6**	NF	32,130	31,270	97	4,993
<b>OHIO</b>							
Court of Common Pleas	G	6**	R	431,878 B	422,345 B	98	3,865
County	L	1		18,801	18,181	97	168
Court of Claims	L	1		7,287	7,273	100	65
Municipal	L	1		330,176	319,733	97	2,955
State Total				788,142 *	767,532 *	97	7,054
<b>OKLAHOMA</b>							
District	G	6	R	217,052	205,931	95	6,576
Court of Tax Review	L	1		NA	NA		
State Total							
<b>OREGON</b>							
Circuit	G	6**	R	101,260 B	100,982 B	100	3,161
Tax	G	1		376	387	103	12
County	L	1		NA	NA		
District	L	1		101,479	101,664	100	3,168
Justice	L	1		NA	NA		
State Total							
<b>PENNSYLVANIA</b>							
Court of Common Pleas†	G	4	NF	324,533 A	337,209 A	104	2,692
District Justice	L	1		217,844	207,283	95	1,807
Philadelphia Municipal	L	1		149,876 A	150,093 A	100	1,243
Pittsburgh City Magistrates	L	1		5,208	NA		43
State Total				697,461 *			5,785

(continued on next page)

TABLE 9: Reported Total State Trial Court Civil Caseload, 1996 (continued)

State/Court name:	Jurisdiction	Support/custody:		Total civil filings and qualifying footnotes	Total civil dispositions and qualifying footnotes	Dispositions as a percentage of filings	Filings per 100,000 total population
		(a) method of count code	(b) decree change counted as				
<b>PUERTO RICO</b>							
Court of First Instance	G	6	NF	136,569 A	132,823 A	97	3,658
<b>RHODE ISLAND</b>							
Superior	G	1		9,027	7,318	81	912
Workers' Compensation	L	1		8,369 A	8,831 A	106	845
District	L	1		33,729 A	31,277 A		3,406
Family	L	6	R	15,019 A	4,062 A		1,517
Probate	L	1		NA	NA		
State Total							
<b>SOUTH CAROLINA</b>							
Circuit	G	1		46,242 B	43,436 B	94	1,250
Family	L	6**	NF	70,119 B	76,452 B	109	1,896
Magistrate	L	1		205,965	203,431	99	5,569
Probate	L	1		25,972 A	27,165 A	105	702
State Total				348,298 *	350,484 *	101	9,417
<b>SOUTH DAKOTA</b>							
Circuit	G	4	NC	57,316	57,354	100	7,826
<b>TENNESSEE</b>							
Circuit, Criminal, and Chancery	G	6**	R	132,105	124,896	95	2,483
Probate	G	1		5,404	2,700	50	102
General Sessions	L	6**	R	NA	NA		
Juvenile	L	1		15,335	16,264	106	288
State Total							
<b>TEXAS</b>							
District	G	6**	R	466,840 B	470,210 B	101	2,441
County-level	L	6**	R	179,327 B	93,856 C		937
Justice of the Peace	L	1		248,093 A	185,151 A	75	1,297
Municipal	L	1		357 A	357 A	100	2
State Total				894,617 *	749,574 *		4,677
<b>UTAH</b>							
District	G	3	R	147,208 B	134,581 B	91	7,359
Justice	L	1		3,560	2,454	69	178
State Total				150,768 *	137,035 *	91	7,537
<b>VERMONT</b>							
District	G	4***	NC	11,823	11,421	97	2,008
Family	G	4***	NC	21,389	23,064	108	3,634
Superior	G	5	NC	6,696	6,739	101	1,138
Environmental	L	1		213	152	71	36
Probate	L	1		4,957	4,894	99	842
State Total				45,078	46,270	103	7,658
<b>VIRGINIA</b>							
Circuit	G	3	R	111,240	98,516	89	1,666
District	L	4	R	1,209,780 A	1,238,455 A	102	18,123
State Total				1,321,020 *	1,336,971 *	101	19,789

(continued on next page)

TABLE 9: Reported Total State Trial Court Civil Caseload, 1996 (continued)

State/Court name:	Jurisdiction	Support/custody:		Total civil filings and qualifying footnotes	Total civil dispositions and qualifying footnotes	Dispositions as a percentage of filings	Filings per 100,000 total population
		(a) method of count code	(b) decree change counted as				
<b>WASHINGTON</b>							
Superior	G	6	R	153,868 B	154,363 B	100	2,781
District	L	1		149,573 A	115,704 A	77	2,703
Municipal	L	1		574 A	350 A	61	10
State Total				304,015 *	270,417 *	89	5,495
<b>WEST VIRGINIA</b>							
Circuit	G	5	R	45,141 B	45,485 B	101	2,472
Magistrate	L	1		59,083	58,770	99	3,236
State Total				104,224 *	104,255 *	100	5,709
<b>WISCONSIN</b>							
Circuit	G	6**	NF	254,666 A	256,028 A	101	4,936
<b>WYOMING</b>							
District	G	5	R	10,668 A	11,248 A	105	2,216
County	L	4	R	17,830 A	18,248 A		3,704
Justice of the Peace	L	1		1,959 A	1,682 A	86	407
State Total				30,457 *	31,178 *		6,327

**NOTE:** All state trial courts with civil jurisdiction are listed in the table regardless of whether caseload data are available. Blank spaces in the table indicate that a particular calculation, such as the total state caseload, is not appropriate. State total "filings per 100,000 population" may not equal the sum of the filing rates for the individual courts due to rounding.

NA = Data are not available

**JURISDICTION CODES:**

G = General Jurisdiction  
L = Limited Jurisdiction

**SUPPORT/CUSTODY CODES:**

(a) Method of count codes:

- 1 = The court does not have jurisdiction over support/custody cases
- 2 = Support/custody caseload data are not available
- 3 = Only contested support/custody cases and all interstate support cases (where the court has jurisdiction) are counted separately from marriage dissolution cases
- 4 = Both contested and uncontested support/custody cases and interstate support cases (where the court has jurisdiction) are counted separately from marriage dissolution cases
- 5 = Support/custody is counted as a proceeding of the marriage dissolution and, thus, a marriage dissolution that involves support/custody is counted as one case
- 6 = Support/custody is counted as a proceeding of the marriage dissolution, but interstate support cases are counted separately

\*\*Nondissolution support/custody cases are also counted separately

\*\*\*Court has only interstate support jurisdiction

(b) Decree change counted as:

NC = Not counted/collected  
NF = New filing  
R = Reopened case

**QUALIFYING FOOTNOTES:**

The absence of a qualifying footnote indicates that data are complete.

† Data for Georgia Superior and State Courts are for 1995. Data for Pennsylvania Court of Common Pleas are preliminary 1996 data.

\* See the qualifying footnote for each court within the state. Each footnote has an effect on the state's total.

A: The following courts' data are incomplete:

- California—Superior Court—Total **civil** filed and disposed data do not include partial data from three courts.  
—Municipal Court—Total **civil** filed and disposed data do not include data from two counties.
- Colorado—District, Denver Juvenile & Denver Probate Court—Total **civil** disposed data do not include **adoption, paternity, and some support/custody** cases.  
—County Court—Total **civil** filed and disposed data do not include most **miscellaneous civil** cases.

(continued on next page)

TABLE 9: Reported Total State Trial Court Civil Caseload, 1996 (continued)

<p>Florida—Circuit Court—Total civil disposed data do not include <b>civil appeals</b>.</p> <p>Georgia—Magistrate Court—Total civil filed and disposed data do not include any cases from 27 counties, and partial data from 44 counties.</p> <p>—Probate Court—Total civil filed data do not include any cases from 56 of 159 counties, and partial data from 32 counties, and are less than 75% complete.</p> <p>—State Court—Total civil filed and disposed data do not include any cases from 13 of 65 courts.</p> <p>Idaho—District Court—Total civil filed and disposed data do not include <b>mental health</b> cases.</p> <p>Indiana—Superior and Circuit Courts—Total civil filed and disposed data do not include <b>civil appeals</b> and <b>support/custody</b> cases.</p> <p>Kentucky—District Court—Total civil filed and disposed data do not include <b>paternity</b> cases.</p> <p>Maryland—District Court—Total civil disposed data do not include <b>tort, contract, real property rights, small claims, and miscellaneous civil</b> cases, and are less than 75% complete.</p> <p>Massachusetts—Trial Court of the Commonwealth—Total civil disposed data do not include some <b>real property rights, some small claims, and most domestic relations</b> cases, and are less than 75% complete.</p> <p>Michigan—Probate Court—Total civil disposed data do not include <b>adoption, paternity, domestic violence, some miscellaneous domestic relations, mental health, and miscellaneous civil</b> cases, and are less than 75% complete.</p> <p>Montana—District Court—Total civil filed data do not include partial year data from one county.</p> <p>—City Court—Total civil filed data do not include any cases from ten courts, and partial data from 13 courts.</p> <p>—Justice of the Peace Court—Total civil filed data do not include any cases from seven courts, and partial data from six courts.</p> <p>New Hampshire—Probate Court—Total civil disposed data do not include some <b>estate</b> and some <b>miscellaneous civil</b> cases.</p> <p>New Mexico—Magistrate Court—Total civil filed and disposed data do not include <b>domestic violence</b> cases, and data from seven courts.</p> <p>New York—Civil Court of the City of New York—Total civil filed and disposed data do not include <b>administrative agency appeals</b> cases.</p> <p>—District and City Court—Total civil filed and disposed data do not include <b>administrative agency appeals</b> cases.</p> <p>North Carolina—District Court—Total civil filed and disposed data do not include <b>mental health</b> cases. Disposed data also do not include <b>miscellaneous civil</b> cases.</p> <p>Pennsylvania—Court of Common Pleas—Total civil filed and disposed data do not include some <b>civil appeals</b> cases.</p> <p>—Philadelphia Municipal Court—Total civil filed and disposed data do not include <b>domestic violence</b> cases.</p> <p>Puerto Rico—Court of First Instance—Total civil filed and disposed data do not include <b>domestic violence</b> cases.</p> <p>Rhode Island—Workers' Compensation Court—Total civil filed and disposed data do not include some <b>administrative agency appeals</b>.</p> <p>—District Court—Total civil filed and disposed data do not include <b>mental health</b> cases. Disposed data also do not include <b>domestic violence</b> and <b>administrative agency appeals</b>.</p>	<p>—Family Court—Total civil filed data do not include <b>paternity</b> cases. Disposed data do not include <b>marriage dissolution, interstate support and paternity</b> cases, and are less than 75% complete.</p> <p>South Carolina—Probate Court—Total civil filed and disposed data do not include <b>mental health</b> cases.</p> <p>Texas—Justice of the Peace Court—Total civil filed and disposed data represent a reporting rate of 89%.</p> <p>—Municipal Court—Total civil filed and disposed data represent a reporting rate of 92%.</p> <p>Virginia—District Court—Total civil filed and disposed data do not include some <b>domestic relations</b> cases.</p> <p>Washington—District Court—Total civil filed and disposed data do not include cases from one district that did not report data for the period.</p> <p>—Municipal Court—Total civil filed and disposed data do not include any cases from 16 courts and partial data from five courts.</p> <p>Wisconsin—Circuit Court—Total civil filed and disposed data do not include <b>domestic violence</b> cases.</p> <p>Wyoming—District Court—Total civil filed and disposed data do not include cases from two counties that did not report.</p> <p>—County Court—Total civil filed and disposed data do not include cases from one court. Disposed data also do not include <b>trial court civil appeals</b> cases.</p> <p>—Justice of the Peace Court—Total civil filed and disposed data do not include cases from five of ten courts, and are less than 75% complete.</p> <p>B: The following courts' data are overinclusive:</p> <p>Alabama—Circuit Court—Total civil filed and disposed data include some <b>postconviction remedy proceedings</b> and some <b>extraordinary writs</b>.</p> <p>Alaska—Superior Court—Total civil filed and disposed data include <b>extraordinary writs, orders to show cause, unfair trade practices, and postconviction remedy proceedings</b>.</p> <p>Delaware—Superior Court—Total civil filed and disposed data include <b>extraordinary writs</b>.</p> <p>—Family Court—Total civil filed and disposed data include <b>status offense petition</b> cases.</p> <p>Hawaii—Circuit Court—Total civil filed and disposed data include <b>criminal postconviction remedy proceedings</b>.</p> <p>Iowa—District Court—Total civil filed and disposed data include <b>postconviction remedy proceedings</b>.</p> <p>Maryland—Circuit Court—Total civil filed and disposed data include <b>estate</b> cases from the Orphan's Court.</p> <p>Mississippi—Circuit Court—Total civil filed data include <b>extraordinary writs</b>.</p> <p>—Chancery Court—Total civil filed data include <b>extraordinary writs</b>.</p> <p>New York—Supreme and County Court—Total civil filed and disposed data include <b>postconviction remedy proceedings</b>.</p> <p>North Carolina—Superior Court—Total civil filed and disposed data include <b>mental health</b> cases from District Court.</p> <p>Ohio—Court of Common Pleas—Total civil filed and disposed data include <b>postconviction remedy proceedings</b>.</p>
--	---

(continued on next page)

TABLE 9: Reported Total State Trial Court Civil Caseload, 1996 (continued)

Oregon—Circuit Court—Total civil filed and disposed data include **criminal appeals** cases.

South Carolina—Circuit Court—Total civil filed and disposed data include **postconviction remedy proceedings**.

—Family Court—Total civil filed and disposed data include **child-victim petition** cases.

Texas—District Court—Total civil filed and disposed data include **child-victim petition** cases.

—County-level Court—Total civil filed data include **child-victim petition** cases.

Utah—District Court—Total civil filed and disposed data include some **postconviction remedy proceedings**.

Washington—Superior Court—Total civil filed and disposed data include **postconviction remedy proceedings** and **extraordinary writs**.

West Virginia—Circuit Court—Total civil filed and disposed data include **postconviction remedy proceedings** and **extraordinary writs**.

C: The following courts' data are incomplete and overinclusive:

Connecticut—Superior Court—Total civil filed and disposed data include **postconviction remedy proceedings**, but do not include most **interstate support** cases. Disposed data also do not include most **small claims** cases, and are less than 75% complete.

Nebraska—District Court—Total civil filed and disposed data include **postconviction remedy proceedings**, but do not include **civil appeals** cases.

Texas—County-level Court—Total civil disposed data include **child-victim petition** cases, but do not include **probate/wills/intestate, guardianship/conservatorship/trusteeship, and mental health** cases, and are less than 75% complete. The court conducted 79,663 probate hearings and 30,145 mental health hearings during the year.

**TABLE 10: Reported Total State Trial Court Criminal Caseload, 1996**

State/Court name:	Jurisdiction	Unit of count	Point of filing	Total criminal filings and qualifying footnotes	Total criminal dispositions and qualifying footnotes	Dispositions as a percentage of filings	Filings per 100,000 adult population
<b>ALABAMA</b>							
Circuit	G	G	A	58,280 B	54,876 B	94	1,823
District	L	B	B	155,381 C	154,276 C	99	4,861
Municipal	L	M	B	168,997 C	108,902 C	64	5,287
State Total				382,658 *	318,054 *	83	11,971
<b>ALASKA</b>							
Superior	G	B	A	3,228 A	2,878 A	89	764
District	L	B	B	30,312 B	29,756 B	98	7,172
State Total				33,540 *	32,634 *	97	7,936
<b>ARIZONA</b>							
Superior	G	D	A	33,388	31,670	95	1,019
Justice of the Peace	L	Z	B	95,754	82,322	86	2,921
Municipal	L	Z	B	251,670	240,734	96	7,678
State Total				380,812	354,726	93	11,618
<b>ARKANSAS</b>							
Circuit	G	A	A	48,092	49,510	103	2,599
City	L	A	B	12,358 B	8,009 B	65	668
Justice of the Peace	L	A	B	NA	NA		
Municipal	L	A	B	322,375 B	256,063 B	79	17,422
Police	L	A	B	902 B	607 B	67	49
State Total							
<b>CALIFORNIA</b>							
Superior	G	B	A	156,949 A	157,404 A	100	682
Municipal	L	B	B	832,866 C	748,232 C	90	3,619
State Total				989,815 *	905,636 *	91	4,301
<b>COLORADO</b>							
District, Denver Juvenile, Denver Probate	G	D	B	30,613	40,187	131	1,084
County	L	D	B	141,702 B	124,399 C		5,016
State Total				172,315 *	164,586 *		6,100
<b>CONNECTICUT</b>							
Superior	G	E	A	134,677 C	134,306 C	100	5,439
<b>DELAWARE</b>							
Superior	G	B	A	7,620 B	6,902 B	91	1,388
Alderman's	L	A	B	2,697 B	2,645 B	98	491
Court of Common Pleas	L	A	B	NA	NA		
Family	L	B	B	4,799	4,786	100	874
Justice of the Peace	L	A	B	68,246 A	68,521 A	100	12,435
Municipal Court of Wilmington	L	A	B	14,722 C	13,818 C	94	2,682
State Total							
<b>DISTRICT OF COLUMBIA</b>							
Superior	G	B	G	36,468 A	36,435 A	100	8,409
<b>FLORIDA</b>							
Circuit	G	E	A	198,309	159,347	80	1,807
County	L	A	B	440,662	362,010	82	4,014
State Total				638,971	521,357	82	5,821

(continued on next page)

TABLE 10: Reported Total State Trial Court Criminal Caseload, 1996 (continued)

State/Court name:	Jurisdiction	Unit of count	Point of filing	Total criminal filings and qualifying footnotes	Total criminal dispositions and qualifying footnotes	Dispositions as a percentage of filings	Filings per 100,000 adult population
<b>GEORGIA</b>							
Superior†	G	G	A	91,878 B	89,885 B	98	1,701
Civil	L	M	M	NA	NA		
County Recorder's	L	M	M	NA	NA		
Magistrate	L	B	B	72,943 A	53,385 A	73	1,351
Municipal	L	M	M	NA	NA		
Municipal and City of Atlanta	L	M	M	NA	NA		
Probate	L	B	A	3,181 A	3,576 A	112	59
State†	L	G	A	126,942 A	93,129 A	73	2,350
State Total							
<b>HAWAII</b>							
Circuit	G	G	B	9,191	10,706	116	1,048
District	L	A	C	45,791 A	40,251 A	88	5,220
State Total				54,982 *	50,957 *	93	6,268
<b>IDAHO</b>							
District	G	J	F	91,631	88,381	96	10,899
<b>ILLINOIS</b>							
Circuit	G	G	A	563,310	513,368	91	6,482
<b>INDIANA</b>							
Superior and Circuit	G	B	A	180,528 A	183,112 A	101	4,158
City and Town	L	B	F	55,446 B	42,291 B	76	1,277
County	L	B	F	20,788	16,832	81	479
State Total				256,762 *	242,235 *	94	5,913
<b>IOWA</b>							
District	G	B	A	102,161 A	95,043 A	93	4,791
<b>KANSAS</b>							
District	G	B	C	45,333	48,044	106	2,405
Municipal	L	B	C	15,008	19,807	132	796
State Total				60,341	67,851	112	3,201
<b>KENTUCKY</b>							
Circuit	G	B	A	19,604	18,948	97	673
District	L	B	F	188,846 B	183,299 B	97	6,478
State Total				208,450 *	202,247 *	97	7,151
<b>LOUISIANA</b>							
District	G	Z	A	127,724	NA		4,097
City and Parish	L	B	F	175,353	153,075	87	5,625
State Total				303,077			9,723
<b>MAINE</b>							
Superior	G	E	A	9,091 C	9,195 C	101	963
District	L	E	F	36,474 C	35,571 C	98	3,865
State Total				45,565 *	44,766 *	98	4,828
<b>MARYLAND</b>							
Circuit	G	B	A	69,118 B	66,541 B	96	1,826
District	L	B	A	210,835	209,415	99	5,570
State Total				279,953 *	275,956 *	99	7,396

(continued on next page)



TABLE 10: Reported Total State Trial Court Criminal Caseload, 1996 (continued)

State/Court name:	Jurisdiction	Unit of count	Point of filing	Total criminal filings and qualifying footnotes	Total criminal dispositions and qualifying footnotes	Dispositions as a percentage of filings	Filings per 100,000 adult population
<b>MASSACHUSETTS</b>							
Trial Court of the Commonwealth	G	D	B	324,120 A	268,133 C		6,940
<b>MICHIGAN</b>							
Circuit	G	B	A	52,186	50,146	96	739
Recorder's Court of Detroit	G	B	A	20,234	19,479	96	287
District	L	B	B	327,957	304,574	93	4,647
Municipal	L	B	B	2,414	2,327	96	34
State Total				402,791	376,526	93	5,707
<b>MINNESOTA</b>							
District	G	B	B	244,136 B	246,191 B	101	7,158
<b>MISSISSIPPI</b>							
Circuit	G	B	B	NA	14,408 A		
County	L	B	B	NA	NA		
Justice	L	B	B	NA	NA		
Municipal	L	B	B	NA	NA		
State Total							
<b>MISSOURI</b>							
Circuit	G	G	G	170,383	155,733	91	4,298
<b>MONTANA</b>							
District	G	G	A	5,284 A	NA		817
City	L	B	B	92,517 C	NA		14,308
Justice of the Peace	L	B	B	78,877 C	NA		12,198
Municipal	L	B	B	7,311 B	NA		1,131
State Total				183,989 *			28,454
<b>NEBRASKA</b>							
District	G	B	A	7,585 B	7,900 B	104	627
County	L	B	F	104,663 B	103,376 B	99	8,650
State Total				112,248 *	111,276 *	99	9,277
<b>NEVADA</b>							
District	G	Z	A	3 A	NA		
Justice	L	Z	B	NA	NA		
Municipal	L	Z	B	NA	NA		
State Total							
<b>NEW HAMPSHIRE</b>							
Superior	G	A	A	14,320	13,614	95	1,652
District	L	A	B	39,855	NA		4,599
Municipal	L	A	B	87	NA		10
State Total				54,262			6,261
<b>NEW JERSEY</b>							
Superior	G	B	A	48,940	48,842	100	816
Municipal	L	B	B	368,152	343,519	93	6,135
State Total				417,092	392,361	94	6,950
<b>NEW MEXICO</b>							
District	G	E	A	16,859	14,612	87	1,391
Magistrate	L	E	B	30,892 C	24,803 C	80	2,548
Metropolitan Ct. of Bernalillo County	L	E	B	11,460	10,947	96	945
State Total				59,211 *	50,362 *	85	4,885

(continued on next page)

TABLE 10: Reported Total State Trial Court Criminal Caseload, 1996 (continued)

<u>State/Court name:</u>	<u>Jurisdiction</u>	<u>Unit of court</u>	<u>Point of filing</u>	<u>Total criminal filings and qualifying footnotes</u>	<u>Total criminal dispositions and qualifying footnotes</u>	<u>Dispositions as a percentage of filings</u>	<u>Filings per 100,000 adult population</u>
<b>NEW YORK</b>							
Supreme and County	G	E	A	68,067	72,113	106	499
Criminal Court of the City of New York	L	E	D	321,477	313,102	97	2,356
District and City	L	E	D	280,069 B	254,889 B	91	2,053
Town and Village Justice	L	E	B	NA	NA		
State Total							
<b>NORTH CAROLINA</b>							
Superior	G	E	A	126,397	125,269	99	2,303
District	L	E	G	555,593 C	543,039 C	98	10,121
State Total				681,990 *	668,308 *	98	12,424
<b>NORTH DAKOTA</b>							
District	G	B	A	31,309	31,520	101	6,593
Municipal	L	B	B	NA	NA		
State Total							
<b>OHIO</b>							
Court of Common Pleas	G	B	C	66,850	66,174	99	803
County	L	B	E	43,525 B	42,267 B	97	523
Mayor's	L	B	E	NA	NA		
Municipal	L	B	E	513,095 B	507,995 B	99	6,163
State Total							
<b>OKLAHOMA</b>							
District	G	J	A	88,986 B	80,009 B	90	3,677
<b>OREGON</b>							
Circuit	G	E	G	31,819 A	34,803 A	109	1,328
District	L	E	G	63,362	55,766	88	2,645
Justice	L	E	B	NA	NA		
Municipal	L	A	B	NA	NA		
State Total							
<b>PENNSYLVANIA</b>							
Court of Common Pleas†	G	B	A	144,251 A	145,205 A	101	1,575
District Justice	L	B	B	169,993	156,256	92	1,856
Philadelphia Municipal	L	B	B	38,070 A	38,179 A	100	416
Pittsburgh City Magistrates	L	B	B	4,985 B	NA		54
State Total				357,299 *			3,900
<b>PUERTO RICO</b>							
Court of First Instance	G	J	B	96,719 B	95,907 B	99	3,742
<b>RHODE ISLAND</b>							
Superior	G	D	A	6,868	6,935	101	910
District	L	A	B	28,179 B	27,670 B	98	3,733
State Total				35,047 *	34,605 *	99	4,642
<b>SOUTH CAROLINA</b>							
Circuit	G	B	A	111,528	110,959	99	4,039
Magistrate	L	B	E	239,795 A	237,301 A	99	8,685
Municipal	L	B	E	87,573	87,623	100	3,172
State Total				438,896 *	435,883 *	99	15,896

(continued on next page)

TABLE 10: Reported Total State Trial Court Criminal Caseload, 1996 (continued)

<u>State/Court name:</u>	<u>Jurisdiction</u>	<u>Unit of count</u>	<u>Point of filing</u>	<u>Total criminal filings and qualifying footnotes</u>	<u>Total criminal dispositions and qualifying footnotes</u>	<u>Dispositions as a percentage of filings</u>	<u>Filings per 100,000 adult population</u>
<b>SOUTH DAKOTA</b>							
Circuit	G	B	B	28,069	18,933	67	5,314
<b>TENNESSEE</b>							
Circuit, Criminal, and Chancery General Sessions	G	A	A	88,057 A	75,339 A	86	2,203
Municipal	L	M	M	NA	NA		
State Total							
<b>TEXAS</b>							
District	G	B	A	154,828	153,720	99	1,132
County-level	L	B	F	456,162	422,127 A		3,335
Justice of the Peace	L	A	B	543,267 A	439,322 A	81	3,972
Municipal	L	A	B	931,901 A	705,594 A	76	6,814
State Total				2,086,158 *	1,720,763 *		15,254
<b>UTAH</b>							
District	G	J	A	70,324 B	61,506 B	87	5,321
Justice	L	B	B	48,677	40,166	83	3,683
State Total				119,001 *	101,672 *	85	9,004
<b>VERMONT</b>							
District	G	D	C	17,386	16,501	95	3,933
Superior	G	B	A	1	3	300	0
State Total				17,387	16,504	95	3,934
<b>VIRGINIA</b>							
Circuit	G	A	A	127,764 B	124,844 B	98	2,533
District	L	A	E	413,932 A	435,301 A	105	8,207
State Total				541,696 *	560,145 *	103	10,740
<b>WASHINGTON</b>							
Superior	G	D	F	32,581	31,737	97	795
District	L	C	B	116,243 A	118,606 A	102	2,838
Municipal	L	C	B	84,900 A	85,737 A	101	2,073
State Total				233,724 *	236,080 *	101	5,706
<b>WEST VIRGINIA</b>							
Circuit	G	J	A	7,619	7,899	104	543
Magistrate	L	J	E	140,377	123,917	88	10,000
Municipal	L	A	B	NA	NA		
State Total							
<b>WISCONSIN</b>							
Circuit	G	D	C	140,868 B	126,015 B	89	3,691
Municipal	L	A	B	NA	14,381 A		
State Total					140,396 *		
<b>WYOMING</b>							
District	G	J	A	1,998 A	2,196 A	110	574
County	L	J	B	14,532 A	NA		4,174
Justice of the Peace	L	J	B	3,513 A	NA		1,009
Municipal	L	A	B	1,269 A	NA		365
State Total				21,312 *			6,122

(continued on next page)

TABLE 10: Reported Total State Trial Court Criminal Caseload, 1996 (continued)

**NOTE:** All state trial courts with criminal jurisdiction are listed in the table regardless of whether caseload data are available. Blank spaces in the table indicate that a particular calculation, such as the total state caseload, is not appropriate. State total "filings per 100,000 population" may not equal the sum of the filing rates for the individual courts due to rounding.

NA = Data are not available.

**JURISDICTION CODES:**

G = General Jurisdiction  
L = Limited Jurisdiction

**UNIT OF COUNT CODES:**

M = Missing data  
I = Data element is inapplicable  
A = Single defendant—single charge  
B = Single defendant—single incident (one/more charges)  
C = Single defendant—single incident/maximum number charges (usually two)  
D = Single defendant—one/more incidents  
E = Single defendant—content varies with prosecutor  
F = One/more defendants—single charge  
G = One/more defendants—single incident (one/more charges)  
H = One/more defendants—single incident/maximum number charges (usually two)  
J = One/more defendants—one/more incidents  
K = One/more defendants—content varies with prosecutor  
L = Inconsistent during reporting year  
Z = Both the defendant and charge components vary within the state

**POINT OF FILING CODES:**

M = Missing data  
I = Data element is inapplicable  
A = At the filing of the information/indictment  
B = At the filing of the complaint  
C = When defendant enters plea/initial appearance  
D = When docketed  
E = At issuing of warrant  
F = At filing of information/complaint  
G = Varies (at filing of the complaint, information, indictment)

**QUALIFYING FOOTNOTES:**

The absence of a qualifying footnote indicates that data are complete.

† Data for Georgia Superior and State Courts are for 1995. Data for Pennsylvania Court of Common Pleas are preliminary 1996 data.

\*See the qualifying footnote for each court within the state. Each footnote has an effect on the state's total.

A: The following courts' data are incomplete:

- Alaska—Superior Court—Total **criminal** filed and disposed data do not include **criminal appeals** cases.
- California—Superior Court—Total **criminal** filed and disposed data do not include partial data from three courts.
- Delaware—Justice of the Peace Court—Total **criminal** filed and disposed data do not include **DW/DUI** cases.
- District of Columbia—Superior Court—Total **criminal** filed and disposed data do not include **DW/DUI** cases.
- Georgia—Magistrate Court—Total **criminal** filed and disposed data do not include any cases from 27 counties, and partial data from 44 counties.
  - Probate Court—Total **criminal** filed and disposed data do not include any cases from 44 of 159 counties, partial data from 18 counties, and do not include **DW/DUI** cases which are reported with **traffic/other violation** data, and are less than 75% complete.
  - State Court—Total **criminal** filed and disposed data do not include some **DW/DUI** cases, and data from 13 courts.
- Hawaii—District Court—Total **criminal** filed and disposed data do not include some **misdemeanor** cases.
- Indiana—Superior and Circuit Courts—Total **criminal** filed and disposed data do not include **criminal appeals** cases.
- Iowa—District Court—Total **criminal** filed and disposed data do not include some **misdemeanor** cases.
- Massachusetts—Trial Court of the Commonwealth—Total **criminal** filed data do not include some **misdemeanor** cases.
- Mississippi—Circuit Court—Total **criminal** disposed data do not include cases from two counties.
- Montana—District Court—Total **criminal** filed data do not include partial year data from one county.
- Nevada—District Court—Total **criminal** filed data do not include **felony, misdemeanor, DW/DUI, and miscellaneous criminal** cases and are less than 75% complete.
- Oregon—Circuit Court—Total **criminal** filed and disposed data do not include **criminal appeals** cases.
- Pennsylvania—Court of Common Pleas—Total **criminal** filed and disposed data do not include some **criminal appeals** cases.
  - Philadelphia Municipal Court—Total **criminal** filed and disposed data do not include some **misdemeanor** cases.
- South Carolina—Magistrate Court—Total **criminal** filed and disposed data do not include **DW/DUI** cases. (Filed data are based on estimates provided by the AOC.)
- Tennessee—Circuit, Criminal, and Chancery Courts—Total **criminal** filed and disposed data do not include **miscellaneous criminal** cases.
- Texas—County-level Court—Total **criminal** disposed data do not include some **criminal appeals** cases.
  - Justice of the Peace Court—Total **criminal** filed and disposed data represent a reporting rate of 89%.
  - Municipal Court—Total **criminal** filed and disposed data represent a reporting rate of 92%.
- Virginia—District Court—Total **criminal** filed and disposed data do not include **DW/DUI** cases.

(continued on next page)

TABLE 10: Reported Total State Trial Court Criminal Caseload, 1996 (continued)

Washington—District Court—Total **criminal** filed and disposed data do not include cases from one district that did not report data for the period.

—Municipal Court—Total **criminal** filed and disposed data do not include any cases from 16 courts and partial year data from five courts.

Wisconsin—Municipal Court—Total **criminal** disposed data represent a reporting rate of 98%.

Wyoming—District Court—Total **criminal** filed and disposed data do not include cases from two counties that did not report.

—County Court—Total **criminal** filed data do not include reopened **misdemeanor** and reopened **DW/DUI** cases, and data from one court.

—Justice of the Peace Court—Total **criminal** filed data do not include cases from five of ten courts, and are less than 75% complete.

—Municipal Court—Total **criminal** filed data do not include **misdemeanors** and cases from ten courts that did not report, and are less than 75% complete.

**B: The following courts' data are overinclusive:**

Alabama—Circuit Court—Total **criminal** filed and disposed data include some **postconviction remedy proceedings**.

Alaska—District Court—Total **criminal** filed and disposed data include some **moving traffic violation** cases and all **ordinance violation** cases.

Arkansas—City Court—Total **criminal** filed and disposed data include **ordinance violation** cases.

—Municipal Court—Total **criminal** filed and disposed data include **ordinance violation** cases.

—Police Court—Total **criminal** filed and disposed data include **ordinance violation** cases.

Colorado—County Court—Total **criminal** filed data include some **preliminary hearing proceedings**.

Delaware—Superior Court—Total **criminal** filed and disposed data include **postconviction remedy proceedings**.

—Alderman's Court—Total **criminal** filed and disposed data include **ordinance violation** cases.

Georgia—Superior Court—Total **criminal** filed and disposed data include all **traffic/other violation** cases. (These data are for 1995.)

Indiana—City and Town Courts—Total **criminal** filed and disposed data include some **ordinance violation** and some unclassified traffic cases.

Kentucky—District Court—Total **criminal** filed and disposed data include **ordinance violation** cases and **sentence review only proceedings**.

Maryland—Circuit Court—Total **criminal** filed and disposed data include some **postconviction remedy** and **sentence review only proceedings**.

Minnesota—District Court—Total **criminal** filed and disposed data include **ordinance violation** cases.

Montana—Municipal Court—Total **criminal** filed data include all **traffic/other violation** cases.

Nebraska—District Court—Total **criminal** filed and disposed data include **civil appeals** cases.

—County Court—Total **criminal** filed and disposed data include **ordinance violation** cases.

New York—District and City Courts—Total **criminal** filed and disposed data include **ordinance violation** cases.

Ohio—County Court—Total **criminal** filed and disposed data include **ordinance violation** cases.

—Municipal Court—Total **criminal** filed and disposed data include **ordinance violation** cases.

Oklahoma—District Court—Total **criminal** filed and disposed data include **ordinance violation** cases.

Pennsylvania—Pittsburgh City Magistrates Court—Total **criminal** filed data include **ordinance violation** cases.

Puerto Rico—Court of First Instance—Total **criminal** filed and disposed data include **domestic violence** cases.

Rhode Island—District Court—Total **criminal** filed and disposed data include **moving traffic violation** and **ordinance violation** cases.

Utah—District Court—Total **criminal** filed and disposed data include some **postconviction remedy** and **sentence review only proceedings**.

Virginia—Circuit Court—Total **criminal** filed and disposed data include **ordinance violation** cases.

Wisconsin—Circuit Court—Total **criminal** filed and disposed data include **domestic violence** cases.

**C: The following courts' data are incomplete and overinclusive:**

Alabama—District Court—Total **criminal** filed and disposed data include **felony preliminary hearings**, but do not include **DW/DUI** cases.

—Municipal Court—Total **criminal** filed and disposed data include **ordinance violation** cases, but do not include data that were unavailable from 54 municipalities.

California—Municipal Court—Total **criminal** filed and disposed data include some **ordinance violation** cases, but do not include **DW/DUI** cases, and data from two counties.

Colorado—County Court—Total **criminal** disposed data include some **preliminary hearing proceedings**, but do not include **DW/DUI** cases.

Connecticut—Superior Court—Total **criminal** filed and disposed data include **ordinance violation** cases, but do not include **DW/DUI** cases.

Delaware—Municipal Court of Wilmington—Total **criminal** filed and disposed data include **ordinance violation** cases and **preliminary hearings**, but do not include most **DW/DUI** cases.

Maine—Superior Court—Total **criminal** filed and disposed data include **ordinance violation** cases, and **postconviction remedy** and **sentence review only proceedings**, but do not include **DW/DUI** and some **criminal appeals** cases.

—District Court—Total **criminal** filed and disposed data include **preliminary hearing proceedings** and some **ordinance violation** cases, but do not include **DW/DUI** and some **misdemeanor** cases, and are less than 75% complete.

Massachusetts—Trial Court of the Commonwealth—Total **criminal** disposed data include some **moving traffic violation** cases, but do not include some cases from the District and Housing Court Department.

(continued on next page)

TABLE 10: Reported Total State Trial Court Criminal Caseload, 1996 (continued)

ments.

Montana—City Court—Total **criminal** filed data include **preliminary hearing proceedings** and all **traffic/other violation** cases, but do not include any data from ten courts, and partial data from 13 courts.

—Justice of the Peace Court—Total **criminal** filed data include **preliminary hearing proceedings** and all **traffic/other violation** cases, but do not include any data from seven courts and partial data from six courts.

New Mexico—Magistrate Court—Total **criminal** filed and disposed data include **domestic violence** cases, but do not include data from seven courts.

North Carolina—District Court—Total **criminal** filed and disposed data include some **ordinance violation** cases, but do not include **DW/DUI** cases.

**TABLE 11: Reported Total State Trial Court Traffic/Other Violation Caseload, 1996**

<u>State/Court name:</u>	<u>Jurisdiction</u>	<u>Parking</u>	<u>Total traffic filings and qualifying footnotes</u>	<u>Total traffic dispositions and qualifying footnotes</u>	<u>Dispositions as a percentage of filings</u>	<u>Filings per 100,000 total population</u>
<b>ALABAMA</b>						
District	L	1	242,267 B	248,661 B	103	5,670
Municipal	L	1	809,626 A	465,728 A	58	18,947
State Total			1,051,893 *	714,389 *	68	24,617
<b>ALASKA</b>						
District	L	3	70,678 A	70,513 A	100	11,644
<b>ARIZONA</b>						
Justice of the Peace	L	1	534,466	517,254	97	12,070
Municipal	L	1	995,491	962,055	97	22,481
State Total			1,529,957	1,479,309	97	34,551
<b>ARKANSAS</b>						
City	L	1	38,516 A	21,796 A	57	1,535
Municipal	L	1	525,322 A	334,057 A	64	20,931
Police	L	1	2,097 A	1,747 A	83	84
State Total			565,935 *	357,600 *	63	22,549
<b>CALIFORNIA</b>						
Municipal	L	6	6,230,485 C	6,078,743 C	98	19,545
<b>COLORADO</b>						
County	L	2	451,574	430,270 B		11,813
Municipal	L	1	NA	NA		
State Total						
<b>CONNECTICUT</b>						
Superior	G	6	206,531 C	211,639 C	102	6,308
<b>DELAWARE</b>						
Alderman's	L	4	22,835 A	22,421 A	98	3,150
Court of Common Pleas	L	2	30,006 B	21,760 B	73	4,140
Family	L	2	284	287	101	39
Justice of the Peace	L	2	88,567	87,399	99	12,219
Municipal Court of Wilmington	L	5	16,848 C	15,866 C	94	2,324
State Total			158,540 *	147,733 *	93	21,872
<b>DISTRICT OF COLUMBIA</b>						
Superior	G	6	14,209 B	13,137 B	92	2,616
<b>FLORIDA</b>						
County	L	5	3,256,891	2,705,335	83	22,617
<b>GEORGIA</b>						
Superior†	G	2	NA	NA		
County Recorder's	L	1	NA	NA		
Juvenile†	L	2	17,919 A	18,236 A	102	244
Magistrate	L	2	35,296 A	25,247 A	72	480
Municipal and City of Atlanta	L	1	NA	NA		
Probate	L	2	118,038 C	115,287 C	98	1,605
State†	L	2	331,942 C	273,247 C	82	4,514
State Total						
<b>HAWAII</b>						
Circuit	G	2	511	623	122	43
District	L	4	480,048 B	432,609 B	90	40,554
State Total			480,559 *	433,232 *	90	40,597

(continued on next page)

TABLE 11: Reported Total State Trial Court Traffic/Other Violation Caseload, 1996 (continued)

<u>State/Court name:</u>	<u>Jurisdiction</u>	<u>Parking</u>	<u>Total traffic filings and qualifying footnotes</u>	<u>Total traffic dispositions and qualifying footnotes</u>	<u>Dispositions as a percentage of filings</u>	<u>Filings per 100,000 total population</u>
IDAHO						
District	G	3	268,196 A	267,158 A	100	22,552
ILLINOIS						
Circuit	G	4	3,172,352	2,917,274	92	26,779
INDIANA						
Superior and Circuit	G	3	492,462	516,278	105	8,432
City and Town	L	3	207,195 A	197,581 A	95	3,548
County	L	4	39,047	38,170	98	669
State Total			738,704 *	752,029 *	102	12,648
IOWA						
District	G	3	796,228 B	767,032 B	96	27,920
KANSAS						
District	G	4	195,635	187,123	96	7,606
Municipal	L	1	516,117 A	465,872 A	90	20,066
State Total			711,752 *	652,995 *	92	27,671
KENTUCKY						
District	L	3	296,243 A	289,160 A	98	7,628
LOUISIANA						
District	G	1	343,985	NA		7,907
City and Parish	L	1	562,189	494,304	88	12,922
Justice of the Peace	L	1	NA	NA		
Mayor's	L	1	NA	NA		
State Total						
MAINE						
Superior	G	2	2,601 C	2,688 C	103	209
District	L	4	46,896 C	46,376 C		3,772
State Total			49,497 *	49,064 *		3,981
MARYLAND						
District	L	1	1,035,225	921,399 A		20,412
MASSACHUSETTS						
Trial Court of the Commonwealth	G	1	534,550 B	232,905 C		8,774
MICHIGAN						
District	L	4	2,896,586	2,799,405	97	30,191
Municipal	L	4	53,364	53,043	99	556
Probate	L	2	26,925	NA		281
State Total			2,976,875			31,027
MINNESOTA						
District	G	4	1,372,834 A	1,395,844 A	102	29,474
MISSISSIPPI						
Municipal	L	1	NA	NA		
MISSOURI						
Circuit	G	2	385,897 A	376,160 A	97	7,201
Municipal	L	1	NA	NA		
State Total						

(continued on next page)



TABLE 11: Reported Total State Trial Court Traffic/Other Violation Caseload, 1996 (continued)

State/Court name:	Jurisdiction	Parking	Total traffic filings and qualifying footnotes	Total traffic dispositions and qualifying footnotes	Dispositions as a percentage of filings	Filings per 100,000 total population
<b>MONTANA</b>						
City	L	1	NA	NA		
Justice of the Peace	L	1	NA	NA		
Municipal	L	1	NA	NA		
State Total						
<b>NEBRASKA</b>						
County	L	1	205,522 A	210,746 A	103	12,440
<b>NEVADA</b>						
Justice	L	1	NA	NA		
Municipal	L	1	NA	NA		
State Total						
<b>NEW HAMPSHIRE</b>						
District	L	4	71,651	NA		6,164
Municipal	L	4	115	NA		10
State Total			71,766			6,174
<b>NEW JERSEY</b>						
Municipal	L	4	5,007,582	4,921,977	98	62,689
<b>NEW MEXICO</b>						
Magistrate	L	3	103,525 A	84,929 A	82	6,042
Metropolitan Ct. of Bernalillo Co.	L	3	49,471	39,228	79	2,887
Municipal	L	1	NA	NA		
State Total						
<b>NEW YORK</b>						
Criminal Court of the City of New York	L	2	326,708 A	169,164 A	52	1,797
District and City	L	4	756,726 A	756,726 A	100	4,161
Town and Village Justice	L	1	NA	NA		
State Total						
<b>NORTH CAROLINA</b>						
District	L	6	1,340,364 C	1,316,142 C	98	18,304
<b>NORTH DAKOTA</b>						
District	G	4	65,436	64,984 A		10,168
Municipal	L	1	NA	35,679 C		
State Total				100,663 *		
<b>OHIO</b>						
Court of Common Pleas	G	2	119,497	119,301	100	1,070
County	L	5	193,804 A	192,787 A	99	1,735
Mayor's	L	1	NA	NA		
Municipal	L	5	1,571,890 A	1,572,299 A	100	14,069
State Total						
<b>OKLAHOMA</b>						
District	G	2	199,510 A	188,294 A	94	6,044
Municipal Court Not of Record	L	1	NA	NA		
Municipal Criminal Court of Record	L	1	NA	NA		
State Total						

(continued on next page)

TABLE 11: Reported Total State Trial Court Traffic/Other Violation Caseload, 1996 (continued)

<u>State/Court name:</u>	<u>Jurisdiction</u>	<u>Parking</u>	<u>Total traffic filings and qualifying footnotes</u>	<u>Total traffic dispositions and qualifying footnotes</u>	<u>Dispositions as a percentage of filings</u>	<u>Filings per 100,000 total population</u>
<b>OREGON</b>						
District	L	1	247,744 A	285,378 A	115	7,733
Justice	L	3	NA	NA		
Municipal	L	3	NA	NA		
State Total						
<b>PENNSYLVANIA</b>						
District Justice	L	4	1,672,687	1,586,130	95	13,874
Philadelphia Municipal	L	2	22,564 B	22,229 B	99	187
Philadelphia Traffic	L	1	246,539 A	209,265 A	85	2,045
Pittsburgh City Magistrates	L	4	300,328 A	NA		2,491
State Total			2,242,118 *			18,597
<b>PUERTO RICO</b>						
Court of First Instance	G	2	77,079	75,625	98	2,065
<b>RHODE ISLAND</b>						
District	L	2	NA	NA		
Municipal	L	1	NA	NA		
Administrative Adjudication	L	1	127,466	101,879	80	12,872
State Total						
<b>SOUTH CAROLINA</b>						
Family	L	2	NA	NA		
Magistrate	L	4	549,240 C	543,459 C	99	14,849
Municipal	L	4	366,873	366,384	100	9,919
State Total						
<b>SOUTH DAKOTA</b>						
Circuit	G	3	120,064	120,064	100	16,393
<b>TENNESSEE</b>						
Circuit, Criminal, and Chancery	G	2	14,287	11,423	80	269
General Sessions	L	1	NA	NA		
Municipal	L	1	NA	NA		
State Total						
<b>TEXAS</b>						
County-level	L	2	32,806	79,949 B		172
Justice of the Peace	L	4	1,424,072 A	1,380,292 A	97	7,445
Municipal	L	4	5,914,244 A	5,046,813 A	85	30,919
State Total			7,371,122 *	6,507,054 *		38,535
<b>UTAH</b>						
District	G	4	152,129	152,929	101	7,605
Justice	L	4	310,487	349,111	112	15,521
Juvenile	L	2	1,240	1,321	107	62
State Total			463,856	503,361	109	23,187
<b>VERMONT</b>						
District	G	2	2,489	2,651	107	423
Traffic/Muni Ordinance	L	4	68,088	67,793	100	11,567
State Total			70,577	70,444	100	11,990
<b>VIRGINIA</b>						
Circuit	G	2	NA	NA		
District	L	4	1,613,650 B	1,632,281 B	101	24,173
State Total						

(continued on next page)

TABLE 11: Reported Total State Trial Court Traffic/Other Violation Caseload, 1996 (continued)

State/Court name:	Jurisdiction	Parking	Total traffic filings and qualifying footnotes	Total traffic dispositions and qualifying footnotes	Dispositions as a percentage of filings	Filings per 100,000 total population
<b>WASHINGTON</b>						
District	L	4	599,332 A	683,416 A	114	10,832
Municipal	L	4	1,109,495 A	784,516 A	71	20,053
State Total			1,708,827 *	1,467,932 *	86	30,885
<b>WEST VIRGINIA</b>						
Magistrate	L	2	160,464	152,347	95	8,789
Municipal	L	1	NA	NA		
State Total						
<b>WISCONSIN</b>						
Circuit	G	3	441,386	443,764	101	8,554
Municipal	L	3	NA	464,854 A		
State Total				908,618 *		
<b>WYOMING</b>						
County	L	1	77,986 C	94,298 C		16,200
Justice of the Peace	L	1	9,367 A	10,523 C		1,946
Municipal	L	1	43,504 C	45,371 C		9,037
State Total			130,857 *	150,192 *		27,183

**NOTE:** Parking violations are defined as part of the traffic/other violation caseload. However, states and courts within a state differ in the extent to which parking violations are processed through the courts. A code opposite the name of each court indicates the manner in which parking cases are reported by the court. Qualifying footnotes in Table 11 do not repeat the information provided by the code, and, thus, refer only to the status of the statistics on moving traffic, miscellaneous traffic, and ordinance violations. All state trial courts with traffic/other violation jurisdiction are listed in the table regardless of whether caseload data are available. Blank spaces in the table indicate that a particular calculation, such as the total state caseload, is not appropriate. State total "filings per 100,000 population" may not equal the sum of the filing rates for the individual courts due to rounding.

NA = Data are not available.

**JURISDICTION CODES:**

G = General Jurisdiction  
L = Limited Jurisdiction

**PARKING CODES:**

- 1 = Parking data are unavailable
- 2 = Court does not have parking jurisdiction
- 3 = Only contested parking cases are included
- 4 = Both contested and uncontested parking cases are included
- 5 = Parking cases are handled administratively
- 6 = Uncontested parking cases are handled administratively; contested parking cases are handled by the court

**QUALIFYING FOOTNOTES:**

The absence of a qualifying footnote indicates that data are complete.

† Data for Georgia Superior, Juvenile, and State Courts are for 1995.

\* See the qualifying footnote for each court within the state. Each footnote has an effect on the state's total.

(continued on next page)

TABLE 11: Reported Total State Trial Court Traffic/Other Violation Caseload, 1996 (continued)

A: The following courts' data are incomplete:

- Alabama—Municipal Court—Total **traffic/other violation** filed and disposed data do not include **ordinance violation** cases and data from 54 municipalities.
- Alaska—District Court—Total **traffic/other violation** filed and disposed data do not include some **moving traffic violation** cases and all **ordinance violation** cases.
- Arkansas—City Court—Total **traffic/other violation** filed and disposed data do not include **ordinance violation** cases.
  - Municipal Court—Total **traffic/other violation** filed and disposed data do not include **ordinance violation** cases.
  - Police Court—Total **traffic/other violation** filed and disposed data do not include **ordinance violation** cases.
- Delaware—Alderman's Court—Total **traffic/other violation** filed and disposed data do not include **ordinance violation** cases.
- Georgia—Juvenile Court—Total **traffic/other violation** filed and disposed data do not include cases from seven counties.
  - Magistrate Court—Total **traffic/other violation** filed and disposed data do not include any cases from 27 counties, and partial data from 44 counties.
- Idaho—District Court—Total **traffic/other violation** filed and disposed data do not include **parking** cases.
- Indiana—City and Town Courts—Total **traffic/other violation** filed and disposed data do not include some **ordinance violation** and some unclassified traffic cases.
- Kansas—Municipal Court—Total **traffic/other violation** filed and disposed data do not include **parking** cases.
- Kentucky—District Court—Total **traffic/other violation** filed and disposed data do not include **ordinance violation** cases.
- Maryland—District Court—Total **traffic/other violation** disposed data do not include **parking** and **ordinance violation** cases.
- Minnesota—District Court—Total **traffic/other violation** filed and disposed data do not include **ordinance violation** cases.
- Missouri—Circuit Court—Total **traffic/other violation** filed and disposed data do not include those **ordinance violation** cases heard by municipal judges, and are less than 75% complete.
- Nebraska—County Court—Total **traffic/other violation** filed and disposed data do not include **ordinance violation** and **parking** cases.
- New Mexico—Magistrate Court—Total **traffic/other violation** filed and disposed data do not include cases from seven courts.
- New York—Criminal Court of the City of New York—Total **traffic/other violation** filed and disposed data do not include **moving traffic**, **miscellaneous traffic**, and some **ordinance violation** cases and are less than 75% complete.
  - District and City Courts—Total **traffic/other violation** filed and disposed data do not include **ordinance violation** cases.
- North Dakota—District Court—Total **traffic/other violation** disposed data do not include **juvenile traffic** cases.
- Ohio—County Court—Total **traffic/other violation** filed and disposed data do not include **ordinance violation** cases.
  - Municipal Court—Total **traffic/other violation** filed and disposed data do not include **ordinance violation** cases.
- Oklahoma—District Court—Total **traffic/other violation** filed and disposed data do not include **ordinance violation** cases.

- Oregon—District Court—Total **traffic/other violation** filed and disposed data do not include **parking** cases.
- Pennsylvania—Philadelphia Traffic Court—Total **traffic/other violation** filed and disposed data do not include **ordinance violation**, **parking**, and **miscellaneous traffic** cases, and are less than 75% complete.
  - Pittsburgh City Magistrates Court—Total **traffic/other violation** filed data do not include **ordinance violation** cases.
- Texas—Justice of the Peace Court—Total **traffic/other violation** filed and disposed data represent a reporting rate of 89%.
  - Municipal Court—Total **traffic/other violation** filed and disposed data represent a reporting rate of 92%.
- Washington—District Court—Total **traffic/other violation** filed and disposed data do not include cases from one district that did not report data for the period.
  - Municipal Court—Total **traffic/other violation** filed and disposed data do not include any cases from 16 courts and partial year data from five courts.
- Wisconsin—Municipal Court—Total **traffic/other violation** disposed data represent a reporting rate of 98%.
- Wyoming—Justice of the Peace Court—Total **traffic/other violation** filed data do not include cases from five of ten courts, and are less than 75% complete.

B: The following courts' data are overinclusive:

- Alabama—District Court—Total **traffic/other violation** filed and disposed data include **DW/DUI** cases.
- Colorado—County Court—Total **traffic/other violation** disposed data include **DW/DUI** cases.
- Delaware—Court of Common Pleas—Total **traffic/other violation** filed and disposed data include all **felony** and **misdeemeanor** cases.
- District of Columbia—Superior Court—Total **traffic/other violation** filed and disposed data include **DW/DUI** cases.
- Hawaii—District Court—Total **traffic/other violation** filed and disposed data include some **misdeemeanor** cases.
- Iowa—District Court—Total **traffic/other violation** filed and disposed data include some **misdeemeanor** cases.
- Massachusetts—Trial Court of the Commonwealth—Total **traffic/other violation** filed data include some **misdeemeanor** cases.
- Pennsylvania—Philadelphia Municipal Court—Total **traffic/other violation** filed and disposed data include **domestic violence** and some **misdeemeanor** cases.
- Texas—County-level Court—Total **traffic/other violation** disposed data include some **criminal appeals** cases.
- Virginia—District Court—Total **traffic/other violation** filed and disposed data include **DW/DUI** cases.

C: The following courts' data are incomplete and overinclusive:

- California—Municipal Court—Total **traffic/other violation** filed and disposed data include **DW/DUI** cases, but do not include some **ordinance violation** cases, and partial data from two counties.
- Connecticut—Superior Court—Total **traffic/other violation** filed and disposed data include **DW/DUI** cases, but do not include **ordinance violation** cases.

(continued on next page)

TABLE 11: Reported Total State Trial Court Traffic/Other Violation Caseload, 1996 (continued)

Delaware—Municipal Court of Wilmington—Total **traffic/other violation** filed and disposed data include most **DW/DUI** cases, but do not include **ordinance violation** cases.

Georgia—Probate Court—Total **traffic/other violation** filed and disposed data include **DW/DUI** cases, but do not include data from 44 of 159 counties, partial data from 18 counties, and are less than 75% complete.

—State Court—Total **traffic/other violation** filed and disposed data include some **DW/DUI** cases, but do not include cases from 13 of 65 courts.

Maine—Superior Court—Total **traffic/other violation** filed and disposed data include **DW/DUI** and some **criminal appeals** cases, but do not include **ordinance violation** cases.

—District Court—Total **traffic/other violation** filed and disposed data include **DW/DUI** and some **misdemeanor** cases, but do not include some **ordinance violation** cases. Disposed data also do not include **parking, miscellaneous traffic, and some moving traffic** cases, and are less than 75% complete.

Massachusetts—Trial Court of the Commonwealth—Total **traffic/other violation** disposed data include some **misdemeanor** cases, but do not include **ordinance violation** and most **moving traffic** cases, and are less than 75% complete.

North Carolina—District Court—Total **traffic/other violation** filed and disposed data include **DW/DUI** cases, but do not include some **ordinance violation** cases.

North Dakota—Municipal Court—Total **traffic/other violation** disposed data include **DW/DUI** cases, but do not include **ordinance violation** and **parking** cases, and represent only the ten municipalities with the highest case volume, thus are less than 75% complete.

South Carolina—Magistrate Court—Total **traffic/other violation** filed and disposed data include **DW/DUI** cases, but do not include **ordinance violation** cases.

Wyoming—County Court—Total **traffic/other violation** filed data include reopened **misdemeanor** and reopened **DW/DUI** cases, but do not include data from one court. Disposed data include all **misdemeanor** and all **DW/DUI** cases, but do not include data from one court.

—Justice of the Peace Court—Total **traffic/other violation** disposed data include **misdemeanor** and **DW/DUI** cases, but do not include data from five of ten courts, and are less than 75% complete.

—Municipal Court—Total **traffic/other violation** filed and disposed data include **misdemeanor** cases, but do not include cases from ten courts that did not report. Disposed data also include **DW/DUI** cases.

**TABLE 12: Reported Total State Trial Court Juvenile Caseload, 1996**

State/Court name:	Jurisdiction	Point of filing	Total juvenile filings and qualifying footnotes	Total juvenile dispositions and qualifying footnotes	Dispositions as a percentage of filings	Filings per 100,000 juvenile population
<b>ALABAMA</b>						
Circuit	G	A	20,550	20,085	98	1,909
District	L	A	32,718	31,833	97	3,039
State Total			53,268	51,918	97	4,949
<b>ALASKA</b>						
Superior	G	C	2,363	1,520	64	1,282
District	L	I	137	109	80	74
State Total			2,500	1,629	65	1,356
<b>ARIZONA</b>						
Superior	G	C	18,022	16,839	93	1,567
<b>ARKANSAS</b>						
Chancery and Probate	G	C	20,913	19,479	93	3,171
<b>CALIFORNIA</b>						
Superior	G	C	149,534 A	133,047 A	89	1,687
<b>COLORADO</b>						
District, Denver Juvenile, Denver Probate	G	A	24,275	45,976 B		2,433
<b>CONNECTICUT</b>						
Superior	G	F	12,173	10,512	86	1,526
<b>DELAWARE</b>						
Family	L	C	11,459 A	10,995 A	96	6,510
<b>DISTRICT OF COLUMBIA</b>						
Superior	G	B	7,104	7,677	108	6,484
<b>FLORIDA</b>						
Circuit	G	A	154,940	87,683	57	4,526
<b>GEORGIA</b>						
Juvenile†	L	A	99,275 C	88,763 A		5,085
<b>HAWAII</b>						
Circuit	G	F	26,578	30,779	116	8,671
<b>IDAHO</b>						
District	G	C	16,713	15,873	95	4,796
<b>ILLINOIS</b>						
Circuit	G	C	45,883	43,573	95	1,454
<b>INDIANA</b>						
Probate	G	C	1,079	1,044	97	72
Superior and Circuit	G	C	42,708 B	41,150 B	96	2,850
State Total			43,787 *	42,194 *	96	2,922
<b>IOWA</b>						
District	G	A	10,354	6,018	58	1,439
<b>KANSAS</b>						
District	G	C	20,722	18,838	91	3,015

(continued on next page)

TABLE 12: Reported Total State Trial Court Juvenile Caseload, 1996 (continued)

State/Court name:	Jurisdiction	Point of filing	Total juvenile filings and qualifying footnotes	Total juvenile dispositions and qualifying footnotes	Dispositions as a percentage of filings	Filings per 100,000 juvenile population
KENTUCKY						
District	L	C	57,701 B	52,775 B	91	5,957
LOUISIANA						
District	G	C	10,953	NA		888
Family and Juvenile	G	C	16,413	13,249	81	1,331
City and Parish	L	C	11,553	7,431	64	937
State Total			38,919			3,155
MAINE						
District	L	C	5,963	5,810	97	1,991
MARYLAND						
Circuit	G	C	33,937	28,042	83	2,639
District	L	C	7,664	7,143	93	596
State Total			41,601	35,185	85	3,234
MASSACHUSETTS						
Trial Court of the Commonwealth	G	C	49,152	18,414 C		3,457
MICHIGAN						
Probate	L	C	87,173	NA		3,436
MINNESOTA						
District	G	C	65,667	62,638	95	5,266
MISSISSIPPI						
Chancery	L	C	8,107	NA		1,072
County	L	C	17,455	NA		2,308
Family	L	C	2,741 B	NA		363
State Total			28,303 *			3,743
MISSOURI						
Circuit	G	C	23,600	23,591	100	1,693
MONTANA						
District	G	C	2,080 A	NA		894
NEBRASKA						
County	L	C	6,651	6,594	99	1,504
Separate Juvenile	L	C	4,025	NA		910
State Total			10,676			2,414
NEVADA						
District	G	C	NA	NA		
NEW HAMPSHIRE						
District	L	C	9,997	NA		3,379
NEW JERSEY						
Superior	G	F	110,075	110,546	100	5,540
NEW MEXICO						
District	G	C	12,531	12,230	98	2,500

(continued on next page)

TABLE 12: Reported Total State Trial Court Juvenile Caseload, 1996 (continued)

<u>State/Court name:</u>	<u>Jurisdiction</u>	<u>Point of filing</u>	<u>Total juvenile filings and qualifying footnotes</u>	<u>Total juvenile dispositions and qualifying footnotes</u>	<u>Dispositions as a percentage of filings</u>	<u>Filings per 100,000 juvenile population</u>
NEW YORK Family	L	C	56,194	55,781	99	1,238
NORTH CAROLINA District	L	C	38,366	40,138	105	2,092
NORTH DAKOTA District	G	C	11,684	11,755 B		6,928
OHIO Court of Common Pleas	G	E	158,431	159,405	101	5,563
OKLAHOMA District	G	G	13,461	9,837	73	1,528
OREGON Circuit	G	C	22,280	NA		2,756
PENNSYLVANIA Court of Common Pleas†	G	G	64,345	60,848	95	2,223
PUERTO RICO Court of First Instance	G	C	12,810	11,267	88	1,116
RHODE ISLAND Family	L	C	10,152	NA		4,315
SOUTH CAROLINA Family	L	C	24,949 C	23,722 C	95	2,660
SOUTH DAKOTA Circuit	G	B	7,205	NA		3,529
TENNESSEE General Sessions	L	B	NA	NA		
Juvenile	L	B	99,038	142,298 B		7,491
State Total						
TEXAS District	G	C	30,236 A	27,360 A	90	555
County-level	L	C	5,780 A	5,569 A	96	106
State Total			36,016 *	32,929 *	91	661
UTAH Juvenile	L	C	60,098	60,303	100	8,854
VERMONT Family	G	C	2,469	2,492	101	1,684
VIRGINIA District	L	C	156,416 B	156,217 B	100	9,585
WASHINGTON Superior	G	A	46,346	40,016	86	3,226
WEST VIRGINIA Circuit	G	C	7,083	7,449	105	1,679

(continued on next page)



TABLE 12: Reported Total State Trial Court Juvenile Caseload, 1996 (continued)

State/Court name:	Jurisdiction	Point of filing	Total juvenile filings and qualifying footnotes	Total juvenile dispositions and qualifying footnotes	Dispositions as a percentage of filings	Filings per 100,000 juvenile population
WISCONSIN Circuit	G	C	30,523	30,824	101	2,273
WYOMING District	G	C	1,809 A	1,530 A	85	1,357

**NOTE:** All state trial courts with juvenile jurisdiction are listed in the table regardless of whether caseload data are available. Blank spaces in the table indicate that a particular calculation, such as the total state caseload, is not appropriate. State total "filings per 100,000 population" may not equal the sum of the filing rates for the individual courts due to rounding.

NA = Data are not available.

**JURISDICTION CODES:**

G = General Jurisdiction  
L = Limited Jurisdiction

**POINT OF FILING CODES:**

M = Missing data  
I = Data element is inapplicable  
A = Filing of complaint  
B = At initial hearing (intake)  
C = Filing of petition  
E = Issuance of warrant  
F = At referral  
G = Varies

**QUALIFYING FOOTNOTES:**

The absence of a qualifying footnote indicates that data are complete.

† Data for Georgia Juvenile Court are for 1995. Data for Pennsylvania Court of Common Pleas are preliminary 1996 data.

\* See the qualifying footnote for each court within the state. Each footnote has an effect on the state's total.

A: The following courts' data are incomplete:

- California—Superior Court—Total juvenile filed and disposed data do not include partial data from three courts.
- Delaware—Family Court—Total juvenile filed and disposed data do not include **status offense** cases.
- Georgia—Juvenile Court—Total juvenile disposed data do not include

- cases from seven counties.
- Montana—District Court—Total juvenile filed data do not include partial year data from one county.
- Texas—District Court—Total juvenile filed and disposed data do not include **child-victim petition** cases.
- County-level Court—Total juvenile filed and disposed data do not include **child-victim petition** cases and are less than 75% complete.
- Wyoming—District Court—Total juvenile filed and disposed data do not include cases from two counties that did not report.

B: The following courts' data are overinclusive:

- Colorado—District, Denver Juvenile and Denver Probate Court—Total juvenile disposed data include **adoption, paternity, and some support/custody** cases.
- Indiana—Superior and Circuit Courts—Total juvenile filed and disposed data include some **support/custody** cases.
- Kentucky—District Court—Total juvenile filed and disposed data include **paternity** cases.
- Mississippi—Family Court—Total juvenile filed data include **adoption and paternity** cases.
- North Dakota—District Court—Total juvenile disposed data include **traffic/other violation** cases.
- Tennessee—Juvenile Court—Total juvenile disposed data are somewhat inflated. Disposed data are counted by number of actions rather than number of referrals.
- Virginia—District Court—Total juvenile filed and disposed data include some **domestic relations** cases.

C: The following courts' data are incomplete and overinclusive:

- Georgia—Juvenile Court—Total juvenile filed data include some **traffic** cases from two counties, but do not include cases from five counties that did not report data.
- Massachusetts—Trial Court of the Commonwealth—Total juvenile disposed data include juvenile **traffic** cases from the District Court Department, but do not include most cases from the Juvenile Court Department and some cases from the District Court Department, and are less than 75% complete.
- South Carolina—Family Court—Total juvenile filed and disposed data include **traffic/other violation** cases, but do not include **child-victim petition** cases.

**TABLE 13: Mandatory Caseload in State Appellate Courts, 1987-1996**

State/Court name:	Number of filings and qualifying footnotes									
	1987	1988	1989	1990	1991	1992	1993	1994	1995	1996
<b>State with one court of last resort and one intermediate appellate court</b>										
<b>ALASKA</b>										
Supreme Court	368	363	342	347	356	315	365	469	553	333
Court of Appeals	469	435	404	429	454	383	411	371	371	384
<b>ARIZONA</b>										
Supreme Court	116 A	112 A	159 A	92	100	83	94	126	91	77
Court of Appeals	3,451	3,902	3,858	4,491	4,746	4,603	3,722	3,340	3,298	3,610
<b>ARKANSAS</b>										
Supreme Court	459 C	400 C	443 C	482 C	534 C	512 C	514 C	567 C	548 C	548 C
Court of Appeals	949	899	1,079	1,096	1,200	1,021	1,129	1,091	1,141	1,077
<b>CALIFORNIA</b>										
Supreme Court	315 A	319 A	380 A	522	31	36	38	27	30	30
Courts of Appeal	9,985	10,954	11,542	13,012	13,024	14,763	14,308	14,267	14,923	15,641
<b>COLORADO</b>										
Supreme Court	214	197	205	228	202	198	170	162 A	161 A	183 A
Court of Appeals	1,930	1,946	2,012	2,269	2,147	2,201	2,209	2,287	2,179	2,289
<b>CONNECTICUT</b>										
Supreme Court	58	86	274	281	302	254	158	38	50	58
Appellate Court	945	995	985	1,107	1,091	1,127	1,164	NA	1,227	1,179 B
<b>FLORIDA</b>										
Supreme Court	170	158	191	210	232	215	261	102	90	99
District Cts. of Appeal	13,861	14,195	13,924	14,386	15,670	16,492	15,799	15,858	18,241	18,542
<b>GEORGIA</b>										
Supreme Court	640 B	639 B	674 B	690	696	706	613	708	655	675
Court of Appeals	2,071 B	2,306 B	2,361 B	2,384	2,265	2,455	2,601	3,300	3,213	2,967
<b>HAWAII</b>										
Supreme Court	616 B	715 B	650 B	486	688	541	605	610	721	715
Intermediate Ct. of App.	134	120	140	138	123	257	311	295	220	163
<b>IDAHO</b>										
Supreme Court	289 B	382 B	366 B	349 B	398 B	400 B	398 B	438 C	432 C	508 C
Court of Appeals	181	227	221	215	224	308	239	222	371	353
<b>ILLINOIS</b>										
Supreme Court	176	275	153	199	182	860	881	1,226	1,224	1,311
Appellate Court	7,954 B	8,119 B	8,139 B	8,191 B	8,785 B	9,126 B	9,116 B	8,889 B	9,010 B	8,982 B
<b>IOWA</b>										
Supreme Court	877 B	801 B	1,303	1,211	1,355	1,398	1,324	1,538 B	1,506 B	1,491 B
Court of Appeals	618	728	678	743	654	684	673	616	742	809
<b>KANSAS</b>										
Supreme Court	214	347	179	165	147	184	201	334	283	271
Court of Appeals	1,127 B	1,176 B	1,154 B	1,201 B	1,297 B	1,389 B	1,488 B	1,797 B	2,125 B	2,312 B
<b>KENTUCKY</b>										
Supreme Court	261	258	304	281	357	316	289	416	398	526
Court of Appeals	2,691	2,665	2,712	2,569	2,882	3,040	2,924	2,977	3,305	3,388

Number of dispositions and qualifying footnotes

1987	1988	1989	1990	1991	1992	1993	1994	1995	1996
291	394	298	349	306	405	303	316	274	627
429	403	431	387	389	457	440	355	355	365
86 A	79 A	133 A	162	122	97	88	127	101	91
3,372	3,240	3,478	3,659	4,095	4,026	4,815	3,813	3,439	3,815
416 C	457 C	421 C	448 C	508 C	512 C	506 C	556 C	550 C	502 C
983	827	978	1,016	1,199	1,126	1,064	997	939	1,042
73 A	101 A	46 A	20 A	28	26	25	18	10	14
10,669	10,577	13,886	14,584	12,880	16,688	14,574	14,481	14,524	15,024
NA	NA	NA	NA	NA	NA	NA	NA	NA	NA
1,602	2,028	2,193	2,105	2,192	2,335	2,269	2,192	2,156	2,318
NA	NA	296	285	301	230	255	NA	NA	NA
893 B	1,026 B	1,135 B	1,107 B	1,067 B	1,017 B	1,034 B	1,033 B	1,191 B	1,153 B
188	154	156	207	216	234	255	134	81	94
13,591	13,559	14,073	14,503	15,994	15,766	15,766	16,465	17,663	18,674
NA	NA	NA	502	649	776	679	851	775	852
1,961 B	1,986 B	1,918 B	1,535	1,886	2,498	2,695	3,363	3,379	3,161
579 B	609 B	749 B	571	614	519	318	610	722	644
142	129	138	120	126	171	132	295	158	187
295 B	332 B	347 B	369 B	397 B	399 B	416 B	438 C	456 C	487 C
174	162	231	204	260	277	268	222	265	370
152	292	191	185	137	879	839	1,226	1,227	1,275
7,451 B	7,648 B	7,722 B	7,951 B	8,387 B	8,481 B	8,746 B	8,889 B	9,790 B	9,413 B
944 B	899 B	970 B	947 B	1,110	1,145	1,207	1,240 B	1,273 B	1,312 B
578	669	799	662	682	696	660	658	710	788
333	459	290	267	291	272	298	410 B	882 B	861 B
1,143 B	1,174 B	1,218 B	1,152 B	1,165 B	1,291 B	1,353 B	1,591 B	1,628 B	1,891 B
271	302	305	278	324	316	297	408	367	418
2,304	2,243	2,438	2,463	2,347	2,836	2,841	2,72 7	3,175	3,232

(continued on next page)

TABLE 13: Mandatory Caseload in State Appellate Courts, 1987-1996 (continued)

State/Court name:	Number of filings and qualifying footnotes									
	1987	1988	1989	1990	1991	1992	1993	1994	1995	1996
<b>LOUISIANA</b>										
Supreme Court	135	124	108	82	106	157	175	143	128	146
Courts of Appeal	3,846	3,967	3,562	3,835	3,782	4,008	4,007	4,070	3,920	4,092
<b>MARYLAND</b>										
Court of Appeals	233 B	242 B	205 B	261	259	222	253	243	223	246
Court of Spec. Appeals	1,714	1,754	1,841	2,006	2,035	1,956	2,031	1,974	2,121	2,042
<b>MASSACHUSETTS</b>										
Supreme Judicial Court	72 A	96 A	75 A	86 A	81 A	90 A	93 A	123 A	125 A	134
Appeals Court	1,434 B	1,394 B	1,451 B	1,568	1,527	1,871	1,814	2,068	2,095	2,126
<b>MICHIGAN</b>										
Supreme Court	5	4	4	2	2	5	2	6	1	2
Court of Appeals	8,186 B	8,559 B	10,951 B	12,340 B	11,825 B	10,159 B	9,270 B	8,054 B	7,591 B	5,782
<b>MINNESOTA</b>										
Supreme Court	241	271	248	282	269	229	222	208	178	205
Court of Appeals	1,924	2,065	1,772	2,157	1,828	2,314	2,337	2,380	2,497	2,353
<b>MISSISSIPPI</b>										
Supreme Court	891	919	773	961	912	1,025	1,113	1,013	1,063	1,159 B
Court of Appeals	NC	NC	NC	NC	NC	NC	NC	NC	535	643
<b>MISSOURI</b>										
Supreme Court	NA	219	227	247	371	257	291	264	272	228
Court of Appeals	3,055	3,315	3,659	3,565	3,706	3,826	4,032	4,473	4,405	4,539
<b>NEBRASKA</b>										
Supreme Court	1,196 B	1,103 B	1,497 B	1,207 B	834 B	40 B	32 B	69 B	54	60
Court of Appeals	NC	NC	NC	NC	NC	2,041 B	1,103 B	1,184 B	1,349 B	1,279 B
<b>NEWJERSEY</b>										
Supreme Court	349	357	413	387	501	407	389	410	212	205
Appel. Div. of Superior	6,277 B	6,458 B	6,492 B	7,007	6,569	6,871	6,712	7,148	7,307	7,911
<b>NEWMEXICO</b>										
Supreme Court	320	296	368	297	310	232	236	234	198	78
Court of Appeals	604	648	777	797	768	756	778	750	819	941
<b>NORTH CAROLINA</b>										
Supreme Court	182	147	109	116	137	112	120	131	119	102
Court of Appeals	1,265 B	1,351 B	1,378 B	1,408	1,325	1,304	1,329	1,400	1,478	1,470
<b>OHIO</b>										
Supreme Court	422	500	535	685	592	581	705	812	818	943
Court of Appeals	9,983	10,005	10,771	10,721	11,031	11,377	11,010	11,032	11,435	12,455
<b>OREGON</b>										
Supreme Court	176	192	217	194	197	230	172	201	310	329
Court of Appeals	4,305	3,739	3,795	4,584	5,123	5,102	4,410	4,440	4,426	4,466
<b>PUERTO RICO</b>										
Supreme Court	NA	NA	NA	NA	NA	NA	NA	NA	209	363
Court of Appeals	NC	NC	NC	NC	NC	NC	NC	NC	1,425	1,454

Number of dispositions and qualifying footnotes

1987	1988	1989	1990	1991	1992	1993	1994	1995	1996
123 3,380	134 3,429	105 3,646	95 3,517	101 3,745	157 4,361	152 4,297	116 4,258	121 4,139	162 4,090
222 B 1,777	183 B 1,762	221 B 1,811	244 1,808	243 1,824	240 2,019	222 2,047	212 1,979	223 2,105	182 1,997
NA NA	NA NA	NA NA	NA 1,171	NA 1,450	NA 1,214	NA 1,763	104 A 1,709	131 A 1,851	105 1,294
NA 7,502 B	NA 8,497 B	NA 8,983 B	NA 10,503 B	NA 10,237 B	NA 11,662 B	NA 13,037 B	NA 12,824 B	NA 12,596 B	NA 10,842 C
204 1,916	250 1,949	242 1,872	260 2,042	219 1,818	238 2,252	231 2,409	174 2,373	187 2,441	181 2,391
831 NC	793 NC	840 NC	944 NC	922 NC	872 NC	718 NC	805 NC	772 535	500 643
NA 3,259	222 3,145	227 3,331	267 3,568	376 3,440	258 3,641	283 3,786	259 4,302	226 4,285	236 4,349
964 B NC	1,094 B NC	1,277 B NC	1,022 B NC	1,420 B NC	634 B 886 B	429 B 1,159 B	315 B 895 B	300 B 1,106 B	305 B 1,172 B
381 6,400 B	349 6,494 B	383 6,531 B	401 6,284	556 6,770	425 6,445	391 6,601	405 6,980	206 7,416	190 7,530
NA 853 B	NA 690 B	365 A 741 B	313 763 B	386 771 B	NA 751 B	196 838 B	194 936 B	257 827 B	68 894 B
192 1,310 B	213 1,272 B	95 1,188 B	102 1,366	119 1,414	128 1,099	89 1,158	110 1,550	134 1,420	134 1,425
380 9,393	462 9,668	457 9,871	531 10,928	648 11,569	627 11,944	594 11,325	819 11,565	701 11,551	915 12,509
313 B 4,232	322 B 3,985	301 B 3,601	271 B 3,725	257 B 4,558	403 B 5,060	290 B 5,625	296 B 4,592	282 B 4,430	282 B 4,321
NA NC	NA NC	NA NC	NA NC	NA NC	NA NC	NA NC	NA NC	212 586	341 948

(continued on next page)

TABLE 13: Mandatory Caseload in State Appellate Courts, 1987-1996 (continued)

State/Court name:	Number of filings and qualifying footnotes									
	1987	1988	1989	1990	1991	1992	1993	1994	1995	1996
<b>SOUTH CAROLINA</b>										
Supreme Court	511	624	463	602	339	587	417	443	301	275
Court of Appeals	440	307	448	370	425	383	585	461	680	756
<b>UTAH</b>										
Supreme Court	474	443	498	566	553	553	592	631	584 B	558 B
Court of Appeals	560 A	721 B	764 B	629 B	755 B	865 B	830 B	785 B	838 B	842 B
<b>VIRGINIA</b>										
Supreme Court	NA	NA	NA	13	20	63	82	71	59	88
Court of Appeals	422	455	443	464	490	678	600	663	772	839
<b>WASHINGTON</b>										
Supreme Court	135 B	123 B	101 B	148 B	137 B	126 B	146 B	113 B	111 B	111 B
Court of Appeals	3,238	3,157	3,222	3,653	3,789	3,693	3,396	3,503	3,663	3,678
<b>WISCONSIN</b>										
Supreme Court	NJ	NJ	NJ	NJ	NJ	NJ	NJ	NJ	NJ	NJ
Court of Appeals	2,185	2,147	2,355	2,853 B	2,970 B	3,187 B	3,290 B	3,345 B	3,532 B	3,628 B
<b>States with no intermediate appellate court</b>										
<b>DELAWARE</b>										
Supreme Court	397 B	473 B	517 B	483 B	473 B	530 B	542 B	488 B	530 B	532 B
<b>DISTRICT OF COLUMBIA</b>										
Court of Appeals	1,500	1,624	1,515	1,650	1,567	1,643	1,724	1,689	1,832	2,008
<b>MAINE</b>										
Supreme Judicial Court	631 C	528 C	540 C	622 C	646 C	569 C	654 C	1,038 B	988 B	841 B
<b>MONTANA</b>										
Supreme Court	546 A	597 A	627 A	633 A	636 A	533 A	521 A	633 A	521 A	731 C
<b>NEVADA</b>										
Supreme Court	856	991	997	1,089	1,080	1,129	1,138	1,256	1,350	1,911
<b>NEW HAMPSHIRE</b>										
Supreme Court	NJ	NJ	NJ	NJ	NJ	NJ	NJ	NJ	NJ	NJ
<b>NORTH DAKOTA</b>										
Supreme Court	382	367	397	429	456	377	403	360	403	367
<b>RHODE ISLAND</b>										
Supreme Court	323	410	455	465	445	413	449	463	477	406
<b>SOUTH DAKOTA</b>										
Supreme Court	422 B	428 B	387 B	403 B	366 B	354 B	386 B	351 B	358 B	412 B
<b>VERMONT</b>										
Supreme Court	538	620	619	590	542	610	622	634	640	633
<b>WEST VIRGINIA</b>										
Supreme Court of Appeals	NJ	NJ	NJ	NJ	NJ	NJ	NJ	NJ	NJ	NJ

Number of dispositions and qualifying footnotes

<u>1987</u>	<u>1988</u>	<u>1989</u>	<u>1990</u>	<u>1991</u>	<u>1992</u>	<u>1993</u>	<u>1994</u>	<u>1995</u>	<u>1996</u>
596 B 368	385 B 367	537 B 377	537 B 367	560 B 374	544 B 420	572 B 602	503 B 515	557 B 523	436 B 694
521 B NA	617 B NA	642 B 785 B	556 B 691 B	560 B 725 B	675 B 799 B	718 B 847 B	478 B 887 B	584 B 848 B	604 B 748 B
NA NA	NA NA	NA NA	13 NA	13 NA	58 NA	66 NA	77 635	61 725	73 876
148 B 3,870	154 B 3,289	127 B 2,902	139 B 3,086	159 B 2,991	136 B 3,493	131 B 3,350	143 B 3,530	102 B 3,545	109 3,725
NJ 2,206	NJ 2,368	NJ 2,414	NJ 2,612 B	NJ 2,955 B	NJ 2,942 B	NJ 3,226 B	NJ 3,262 B	NJ 3,465 B	NJ 3,638 B
419 B 1,595	407 B 1,602	480 B 1,598	553 B 1,798	439 B 1,727	549 B 1,474	552 B 1,655	482 B 1,566	495 B 1,482	535 B 1,783
495 A NA	507 C NA	517 C 618 A	618 C 624 A	590 C 578 A	571 C 437 A	544 C 441 A	818 B 540 A	732 B 543 A	800 B 493 A
1,013 NJ	922 NJ	1,047 NJ	1,057 NJ	1,035 NJ	987 NJ	943 NJ	1,131 NJ	1,078 NJ	1,370 NJ
357 402	405 403	381 396	439 476	408 472	414 421	382 400	383 427	371 410	384 403
NA 527	463 B 593	484 B 624	434 B 685	428 B 656	341 B 612	425 B 673	406 B 610	461 B 632	461 B 671
NJ	NJ	NJ	NJ	NJ	NJ	NJ	NJ	NJ	NJ

(continued on next page)

TABLE 13: Mandatory Caseload in State Appellate Courts, 1987-1996 (continued)

State/Court name:	Number of filings and qualifying footnotes									
	1987	1988	1989	1990	1991	1992	1993	1994	1995	1996
<b>WYOMING</b>										
Supreme Court	320	357	321	314	301	302	306	335	345	357
<b>States with multiple appellate courts at any level</b>										
<b>ALABAMA</b>										
Supreme Court	713	765	806	867	1,028	741	737	1,158	879	830
Court of Civil Appeals	584	529	556	651	770	738	830	906	1,167	1,530
Court of Criminal Appeals	1,695	1,784	2,132	2,042	1,953	2,027	2,094	2,260	2,490	2,364
<b>INDIANA</b>										
Supreme Court	409	NA	336	199	210	154	231	224	231	284
Court of Appeals	1,149 B	1,222 B	1,516	1,966	1,779	1,752	1,872	1,867	1,803	2,126
Tax Court	65	72	71	63	69	110	101	288	135	186
<b>NEW YORK</b>										
Court of Appeals	409	324	330	302	289	280	NA	502	499	451
Appellate Division of Supreme Court	9,205 B	10,740 B	11,338 B	10,577 B	10,339 B	11,187 B	10,236 B	10,788 B	10,851 B	11,450 B
Appellate Terms of Supreme Court	2,208 B	2,192 B	2,461 B	2,245 B	2,201 B	2,092 B	2,502 B	2,209 B	2,371 B	2,455 B
<b>OKLAHOMA</b>										
Supreme Court	1,105	809	862	1,033	732	1,509	1,458	1,442	1,417	1,411
Court of Civil Appeals	931	1,362	1,373	1,323	1,184	1,143	1,495	1,249	1,213	1,117
Court of Criminal Appeals	980 B	1,046 B	1,192 B	1,445 B	1,244 B	1,268	1,268	1,571	1,367	1,514
<b>PENNSYLVANIA</b>										
Supreme Court	80	121	94	225	97	270	289	365	307	447
Commonwealth Court	3,030 A	3,164 A	3,115 A	3,491 A	3,774 A	3,571 A	4,208 A	4,380 A	4,939 A	4,594 B
Superior Court	6,137 B	6,439 B	6,040 B	6,291	6,743	7,121	6,964	7,554	7,606	7,817
<b>TENNESSEE</b>										
Supreme Court	170	161	161	107	192	239	271	314 B	400 B	434 B
Court of Appeals	1,003	889	889	980	961	1,046	1,050	1,103 B	1,106 B	1,152 B
Court of Criminal Appeals	811 B	994	994	1,002	899	1,007	1,007	1,167 B	1,088 B	1,338 B
<b>TEXAS</b>										
Supreme Court	3	3	3	3	2	7	2	13	0	9
Court of Criminal Appeals	2,450	3,578	3,504	2,281	2,189	2,751	2,870	3,590	4,232	4,963
Courts of Appeals	7,857	8,250	8,813	8,062	8,563	10,722	9,420	9,297	9,734	10,742



*Number of dispositions and qualifying footnotes*

<u>1987</u>	<u>1988</u>	<u>1989</u>	<u>1990</u>	<u>1991</u>	<u>1992</u>	<u>1993</u>	<u>1994</u>	<u>1995</u>	<u>1996</u>
302	334	363	287	300	331	306	282	387	318
654	603	1,104	1,248	1,248	782	757	1,154	1,005	830
518	576	528	641	673	691	761	823	1,949	1,348
1,819	1,774	1,927	1,904	2,243	2,127	2,110	2,096	2,400	2,331
384	380	418	259	245	160	228	220	226	266
1,130 B	1,137 B	1,334	1,657	2,162	1,744	1,592	1,864	1,838	1,934
61	64	70	85	43	76	77	123	252	121
369	369	295	287	293	306	296	249	340	295
13,392 B	13,225 B	14,534 B	12,540 B	12,885 B	11,854 B	12,475 B	13,508 B	18,831 B	19,200 B
2,133 B	2,124 B	2,034 B	2,179 B	2,235 B	2,157 B	1,998 B	2,091 B	2,356 B	2,401 B
813 B	852 B	NA	NA	NA	1,841	1,700	1,739	1,483	1,672
728	1,215	1,337	1,038	1,123	1,399	1,260	1,360	1,267	1,143
626	693	773	774	814	1,320	1,388	1,625	1,808	1,806
NA	NA	NA	NA	NA	441	304	348	446	683
4,053 B	4,392 B	3,973 B	3,519 B	3,551 B	3,558 B	3,837 B	4,267 B	4,681 B	4,043 B
6,253 B	6,416 B	6,218 B	6,079	6,514	6,428	7,417	6,791	7,558	7,693
NA	NA	NA	NA	NA	NA	NA	391 B	418 B	499 B
1,033	1,015 B	1,015 B	924	932	954	1,069	1,021 B	1,201 B	1,047 B
747 B	794 B	794 B	843 B	923 B	1,101	863	937 B	1,099 B	1,015 B
3	3	1	3	2	6	3	13	0	8
2,448	3,546	3,806	2,487	2,273	2,482	2,723	3,628	4,782	4,555
7,824	7,984	8,416	8,134	8,091	9,281	9,654	9,543	9,649	10,164

(continued on next page)

TABLE 13: Mandatory Caseload in State Appellate Courts, 1987-1996 (continued)

**COURT TYPE:**

COLR = Court of last resort  
IAC = Intermediate appellate court

**NOTE:**

NA = Indicates that the data are unavailable.  
NC = Indicates that the court did not exist during that year.  
NJ ■ Indicates that the court does not have jurisdiction.

\* Connecticut—Supreme Court—Mandatory filings were counted differently starting in 1994.  
\* Alaska—Court of Appeals—Data problem in 1995. The 1994 numbers are repeated again in 1995.

**QUALIFYING FOOTNOTES:**

An absence of a qualifying footnote indicates that the data are complete.

A: The following courts' data are incomplete:

- Arizona—Supreme Court—Data for 1987-1989 do not include **mandatory judge disciplinary** cases.
- California—Supreme Court—Filed data for 1987-1989 and disposed data for 1987-1990 do not include **judge disciplinary** cases.
- Colorado—Supreme Court—Filed data for 1994-1996 do not include some **mandatory disciplinary cases** and some **mandatory interlocutory decisions**.
- Maine—Supreme Judicial Court—Disposed data for 1987 do not include **mandatory disciplinary** and **advisory opinion** cases.
- Massachusetts—Supreme Judicial Court—Data for 1987-1996 do not include **attorney disciplinary** and other cases filed in the "Single Justice" side of the court.
- Montana—Supreme Court—Data for 1987-1989 do not include **advisory opinions** and some **original proceedings**. Data for 1990-1996 do not include **administrative agency, advisory opinions, and original proceedings** disposed.
- New Mexico—Supreme Court—Disposed data for 1989 do not include **criminal** or **administrative agency** cases.
- Pennsylvania—Commonwealth Court—Filed data for 1987-1989 do not include transfers from the Superior Court and Court of Common Pleas. Filed data for 1990-1996 also do not include some **original proceedings** and some **administrative agency appeals**.
- Utah—Court of Appeals—Filed data for 1987 represent an 11-month reporting period.

B: The following courts' data are overinclusive:

- Connecticut—Appellate Court—Disposed data for 1987-1996 include **discretionary dispositions**.
- Delaware—Supreme Court—Data for 1987-1996 include some **discretionary petitions** and filed data for 1987-1996 include **discretionary petitions that were granted**.
- Georgia—Supreme Court—Total **mandatory** filed data for 1987-1989 include some **discretionary petitions** that were **granted** and refiled as appeals.  
—Court of Appeals—Total **mandatory** data for 1987-1989 include all **discretionary petitions** that were **granted** and refiled as appeals.

- Hawaii—Supreme Court—Data for 1987-1989 include some **discretionary petitions granted**.
- Idaho—Supreme Court—Data for 1987-1993 include **discretionary petitions that were granted**.
- Illinois—Appellate Court—Data for 1987-1996 include all **discretionary petitions**.
- Indiana—Court of Appeals—Data for 1987-1988 include all **discretionary petitions**.
- Iowa—Supreme Court—Filed data for 1987-1988 include some **discretionary petitions** that were dismissed by the court. Disposed data for 1987-1990 include some **discretionary petitions** that were dismissed by the court. Data for 1994-1996 include **discretionary original proceedings** and **discretionary administrative agency cases granted** review and disposed.
- Kansas—Supreme Court—Disposed data for 1994-1996 include all **discretionary petitions**.  
—Court of Appeals—Filed data for 1987-1996 include a few **discretionary petitions** that were **granted**. Disposed data for 1987-1996 include all **discretionary petitions**.
- Maine—Supreme Judicial Court—Data for 1994-1996 include **discretionary petitions**.
- Maryland—Court of Appeals—Data for 1987-1989 include **discretionary petitions** that were **granted**, and refiled as appeals.
- Massachusetts—Appeals Court—Filed data for 1987-1989 include all **discretionary petitions**.
- Michigan—Court of Appeals—Data for 1987-1996 include **discretionary petitions**.
- Mississippi—Supreme Court—Disposed data for 1996 include all **discretionary petitions**.
- Nebraska—Supreme Court—Filed data for 1987-1994 include **discretionary petitions**. Disposed data for 1986-1996 include **discretionary petitions**.  
—Court of Appeals—Data for 1992-1996 include **discretionary petitions**.
- New Jersey—Appellate Division of Superior Court—Data for 1987-1989 include all **discretionary petitions** that were **granted**.
- New Mexico—Court of Appeals—Disposed data for 1987-1996 include **interlocutory decisions**.
- New York—Appellate Divisions and Terms of Supreme Court—Data for 1987-1996 include all **discretionary petitions**.
- North Carolina—Court of Appeals—Mandatory data for 1987-1989 include some **discretionary petitions** that were **granted** and refiled as appeals. Data include some cases where relief, not review, were granted.
- Oklahoma—Supreme Court—Disposed data for 1987 and 1988 include **granted discretionary petitions** that were disposed.  
—Court of Criminal Appeals—Data for 1987-1991 include all **discretionary petitions**.
- Oregon—Supreme Court—Disposed data for 1987-1996 include all **discretionary petitions** that were **granted**.
- Pennsylvania—Superior Court—Data for 1987-1989 include all **discretionary petitions disposed** that were **granted**.  
—Commonwealth Court—Disposed data for 1987-1996 include some **discretionary petitions**.
- South Carolina—Supreme Court—Disposed data for 1987-1996 include **discretionary petitions**.
- South Dakota—Supreme Court—Data for 1987-1996 include **discretionary advisory opinions**.
- Tennessee—Supreme Court—Data for 1994-1996 include **discretionary petitions** that were **granted**.

(continued on next page)

TABLE 13: Mandatory Caseload in State Appellate Courts, 1987-1996 (continued)

- Court of Appeals—Disposed data for 1988-1989 include **discretionary petitions**. Data for 1994-1996 include **discretionary petitions** that were **granted**.
- Court of Criminal Appeals—Filed data for 1987 and disposed data for 1987-1991 include all **discretionary petitions**. Data for 1994-1996 include **discretionary petitions** that were **granted**.
- Utah—Supreme Court—Data for 1987-1996 include all **discretionary petitions**.
- Court of Appeals—Data for 1989-1996 include all **discretionary petitions**.
- Washington—Supreme Court—Data for 1987-1996 include some **discretionary petitions**.
- Wisconsin—Court of Appeals—Data for 1990-1996 include **discretionary interlocutory decisions**.

C: The following courts' data are both incomplete and overinclusive:

- Arkansas—Supreme Court—Data for 1987-1996 include some **discretionary petitions**, but do not include **mandatory attorney disciplinary cases** and **mandatory advisory opinions**.
- Idaho—Supreme Court—Data for 1994-1996 include **discretionary petitions** that were **granted**, but do not include **interlocutory decisions** or **advisory opinions**.
- Maine—Supreme Judicial Court Sitting as Law Court—1987-1993 data include **discretionary petitions**, but do not include **mandatory disciplinary and advisory opinion cases**.

**TABLE 14: Discretionary Petitions in State Appellate Courts, 1987-1996**

State/Court name:	Number of filings and qualifying footnotes									
	1987	1988	1989	1990	1991	1992	1993	1994	1995	1996
<b>States with one court of last resort and one intermediate appellate court</b>										
<b>ALASKA</b>										
Supreme Court	219	244	251	231	256	253	226	199	200	185
Court of Appeals	54	62	62	61	60	63	50	51	51	48
<b>ARIZONA</b>										
Supreme Court	995 B	1,018 B	1,004 B	1,044 B	1,082	1,123	1,309	1,221	1,304	1,594
Court of Appeals	51	60	52	83	113	185	205	198	201	188
<b>ARKANSAS</b>										
Supreme Court	NA	NA	NA	NA	NA	NA	NA	NA	NA	NA
Court of Appeals	NJ	NJ	NJ	NJ	NJ	NJ	NJ	NJ	NJ	NJ
<b>CALIFORNIA</b>										
Supreme Court	4,558	4,351	4,214	4,622	4,992	5,367	5,810	6,758	6,299	6,808
Courts of Appeal	6,732	7,005	6,966	7,236	7,025	6,865	7,163	7,119	7,403	8,069
<b>COLORADO</b>										
Supreme Court	756	825	993	1,072	1,063	1,115	1,081	1,115	1,197	1,218
Appellate Court	NJ	NJ	NJ	NJ	NJ	NJ	NJ	NJ	NJ	NJ
<b>CONNECTICUT</b>										
Supreme Court	NA	162	204	196	207	218	NA	120 *	274	363
Appellate Court	NA	98	105	109	95	80	NA	59	NA	NA
<b>FLORIDA</b>										
Supreme Court	1,800	1,668	1,562	1,710	1,754	1,629	1,681	1,868	2,085	2,428
District Courts of Appeal	2,282	2,285	2,259	2,457	2,591	2,644	2,883	3,123	3,455	3,580
<b>GEORGIA</b>										
Supreme Court	1,006	998	1,101	1,079	1,085	1,078	1,179	1,246	1,399	1,257
Court of Appeals	733	717	809	794	450	957	925	611	419	483
<b>HAWAII</b>										
Supreme Court	57	45	42	43	32	55	48	38	23	32
Intermediate Ct. of Ap.	NJ	NJ	NJ	NJ	NJ	NJ	NJ	NJ	NJ	NJ
<b>IDAHO</b>										
Supreme Court	82	76	91	77	93	92	101	127	96	127
Court of Appeals	NJ	NJ	NJ	NJ	NJ	NJ	NJ	NJ	NJ	NJ
<b>ILLINOIS</b>										
Supreme Court	1,673	1,558	1,558	1,582	1,673	1,887	1,572	1,895	2,121	2,374
Appellate Court	NA	NA	NA	NA	NA	NA	NA	NA	NA	NA
<b>IOWA</b>										
Supreme Court	327	371	NA	NA	NA	NA	NA	NA	NA	NA
Court of Appeals	NJ	NJ	NJ	NJ	NJ	NJ	NJ	NJ	NJ	NJ
<b>KANSAS</b>										
Supreme Court	NA	NA	526	461	500	495	508	525	566	604
Court of Appeals	NA	NA	NA	NA	NA	NA	NA	NA	NA	NA
<b>KENTUCKY</b>										
Supreme Court	693 A	686 A	748 A	753 A	788 A	664	771	724	806	707
Court of Appeals	90	92	89	59	314	81	114	108	105	102

Number of dispositions and qualifying footnotes

<u>1987</u>	<u>1988</u>	<u>1989</u>	<u>1990</u>	<u>1991</u>	<u>1992</u>	<u>1993</u>	<u>1994</u>	<u>1995</u>	<u>1996</u>
231	255	243	235	241	271	241	212	199	176
54	66	56	64	66	60	52	56	56	51
1,054 B	905 B	995 B	1,006 B	1,061	1,074	1,237	1,220	1,354	1,555
45	63	53	56	99	156	177	180	260	193
NA	NA	NA	NA	NA	NA	NA	NA	NA	NA
NJ	NJ	NJ	NJ	NJ	NJ	NJ	NJ	NJ	NJ
4,004	4,052	4,442	4,442	4,907	5,440	5,775	6,783	6,554	6,524
6,776	7,334	7,070	7,438	7,266	5,727	7,216	7,290	7,531	8,146
1,036 B	1,001 B	1,215 B	1,261 B	1,326 B	1,286 B	1,261 B	1,290 B	1,316 B	1,369
NJ	NJ	NJ	NJ	NJ	NJ	NA	NJ	NJ	NJ
NA	278	NA	155	NA	NA	NA	255	238	238
NA	NA	NA	46	NA	NA	NA	NA	NA	NA
1,988	1,806	1,389	1,639	1,800	1,656	1,676	1,931	2,017	2,448
1,887	1,839	1,893	2,297	2,421	2,404	2,703	2,745	3,326	3,352
1,524 B	1,615 B	1,885 B	1,559 B	986 B	854	983	992	1,398	1,257
701	683	706	794	386	957	919	559	595	502
58	42	45	43	32	50	49	42	22	32
NJ	NJ	NJ	NJ	NJ	NJ	NJ	NJ	NJ	NJ
76	84	88	86	79	107	94	112	114	125
NJ	NJ	NJ	NJ	NJ	NJ	NJ	NJ	NJ	NJ
1,633	1,482	1,484	1,498	1,551	1,808	1,499	1,793	2,193	2,118
NA	NA	NA	NA	NA	NA	NA	NA	NA	NA
317 A	291 A	303 A	311 A	501 A	184 A	159 A	186 A	183 A	171
NJ	NJ	NJ	NJ	NJ	NJ	NJ	NJ	NJ	NJ
NA	NA	NA	NA	NA	NA	NA	NA	NA	NA
NA	NA	NA	NA	NA	NA	NA	NA	NA	NA
706 A	678 A	640 A	718 A	702 A	731	725	735	678	700
71	77	89	76	315	62	118	103	109	116

(continued on next page)

TABLE 14: Discretionary Petitions in State Appellate Courts, 1987-1996 (continued)

State/Court name:	Number of filings and qualifying footnotes									
	1987	1988	1989	1990	1991	1992	1993	1994	1995	1996
<b>LOUISIANA</b>										
Supreme Court	2,673	2,657	2,776	2,684	2,298	3,181	3,021	3,028	3,000	2,955
Courts of Appeal	3,541	3,877	4,189	3,980	4,844	4,926	4,773	5,084	5,373	5,426
<b>MARYLAND</b>										
Court of Appeals	655	682	598	626	646	658	765	688	772	745
Court of Spec. Appeals	294	220	230	204	254	193	332	350	509	378
<b>MASSACHUSETTS</b>										
Supreme Judicial Court	336 A	563 A	592 A	444 A	501 A	563 A	670 A	684 A	753 A	728
Appeals Court	NA	886	959	916	950	969	996	1,016	988	945
<b>MICHIGAN</b>										
Supreme Court	2,082	2,662	2,805	2,507	2,233	2,422	2,747	3,182	3,172	2,768
Court of Appeals	NA	NA	NA	NA	NA	2,801	2,845	2,668	2,768	3,325
<b>MINNESOTA</b>										
Supreme Court	NA	651	711	662	703	767	733	774	785	743
Court of Appeals	NA	331	295	312	482	68	66	76	51	65
<b>MISSISSIPPI</b>										
Supreme Court	2	0	43	64	80	65	69	60	84	NA
Court of Appeals	NC	NC	NC	NC	NC	NC	NC	NC	NJ	NA
<b>MISSOURI</b>										
Supreme Court	NA	900	857	809	710	771	734	781	791	690
Court of Appeals	NJ	NJ	NJ	NJ	NJ	NJ	NJ	NJ	NJ	NJ
<b>NEBRASKA</b>										
Supreme Court	NA	NA	NA	NA	NA	NA	NA	192	347	240
Court of Appeals	NC	NC	NC	NC	NC	NA	NA	NA	NJ	NJ
<b>NEWJERSEY</b>										
Supreme Court	1,382 A	1,354 A	1,482 A	1,217 A	2,907	2,881	2,770	2,953	3,038	3,060
Appellate Div. of Super.	NA	NA	NA	NA	NA	NA	NA	0	0	0
<b>NEWMEXICO</b>										
Supreme Court	350	295	366	414	364	504	453	629	613	649
Court of Appeals	57	64	44	46	49	53	33	56	51	55
<b>NORTH CAROLINA</b>										
Supreme Court	676	636	447	626	492	388	341	489	471	502
Court of Appeals	483	446	385	451	415	356	361	390	428	462
<b>OHIO</b>										
Supreme Court	1,846	1,770	1,686	1,872	1,984	2,065	1,932	1,957	1,861	1,945
Court of Appeals	NJ	NJ	NJ	NJ	NJ	NJ	NJ	NJ	NJ	NJ
<b>OREGON</b>										
Supreme Court	1,086	857	709	791	845	882	873	801	768	736
Court of Appeals	NJ	NJ	NJ	NJ	NJ	NJ	NJ	NJ	NJ	NJ
<b>PUERTORICO</b>										
Supreme Court	NA	NA	NA	NA	NA	NA	NA	NA	1,038	393
Circuit Court of Appeals	NC	NC	NC	NC	NC	NC	NC	NC	1,076	1,200

Number of dispositions and qualifying footnotes

1987	1988	1989	1990	1991	1992	1993	1994	1995	1996
2,660	2,404	2,633	2,870	3,084	3,003	2,832	2,747	2,758	3,401
3,460	3,802	4,138	3,945	4,440	4,842	4,659	4,991	5,325	5,502
562	776	543	608	659	640	767	676	708	769
294	220	230	204	254	193	332	254	509	378
NA	NA	NA	NA	NA	NA	NA	689	734	728
NA	NA	NA	916	950	969	996	1,016	988	945
2,168 B	2,254 B	2,453 B	2,755	2,444	2,665	2,516	2,733 B	2,799 B	2,898
NA	NA	NA	NA	NA	NA	NA	NA	NA	NA
NA	586	683	679	627	773	628	768	747	770
NA	330	283	306	395	67	53	75	54	65
2	0	32	59	76	69	38	60	73	297
NC	NC	NC	NC	NC	NC	NC	NC	NJ	NA
NA	902	871	823	703	773	712	769	776	668
NJ	NJ	NJ	NJ	NJ	NJ	NJ	NJ	NJ	NJ
NA	NA	NA	NA	NA	NA	NA	NA	NA	NA
NC	NC	NC	NC	NC	NJ	NJ	NJ	NJ	NJ
1,411 A	1,398 A	1,472 A	1,200 A	2,941	2,982	2,806	2,858	2,958	3,070
NA	NA	NA	NA	NA	NA	NA	0	0	0
NA	NA	344	402	334	NA	436	616	632	641
NA	NA	NA	NA	9	5	0	0	NA	NA
637	727	397	601	498	396	317	464	470	443
483	446	385	431	415	356	307	379	376	401
1,598	1,621	1,372	1,413	1,956	1,859	1,700	1,861	1,698	1,831
NJ	NJ	NJ	NJ	NJ	NJ	NJ	NJ	NJ	NJ
1,042	871	733	707	773	726	797	736	732	732
NJ	NJ	NJ	NJ	NJ	NJ	NJ	NJ	NJ	NJ
NA	NA	NA	NA	NA	NA	NA	NA	1,220	487
NC	NC	NC	NC	NC	NC	NC	NC	670	1,041

(continued on next page)

TABLE 14: Discretionary Petitions in State Appellate Courts, 1987-1996 (continued)

State/Court name:	Number of filings and qualifying footnotes									
	1987	1988	1989	1990	1991	1992	1993	1994	1995	1996
<b>SOUTH CAROLINA</b>										
Supreme Court	32 A	26 A	43 A	61	95	62	74	50	61	197
Court of Appeals	NJ	NJ	NJ	NJ	NJ	NJ	NJ	NJ	NJ	NJ
<b>UTAH</b>										
Supreme Court	30	61	36	48	33	60	45	136	NA	NA
Court of Appeals	10	20	NA	NA	NA	NA	NA	NA	NA	NA
<b>VIRGINIA</b>										
Supreme Court	1,441	1,439	1,573	1,775	1,936	1,908	1,854	2,169	2,285	1,546
Court of Appeals	1,201	1,291	1,523	1,570	1,853	1,933	1,990	1,989	2,259	2,379
<b>WASHINGTON</b>										
Supreme Court	1,151 C	947 A	821 A	891 A	881 A	1,020 A	1,054 A	1,142 A	1,073 A	1,135 A
Court of Appeals	346	372	318	351	355	400	358	399	455	504
<b>WISCONSIN</b>										
Supreme Court	869	915	896	842	992	972	1,156	1,158	1,123	1,217
Court of Appeals	221	228	191	NA	NA	NA	NA	NA	NA	NA
<b>States with no intermediate appellate court</b>										
<b>DELAWARE</b>										
Supreme Court	4 A	4 A	6 A	1 A	0	0	0	0	0	0
<b>DISTRICT OF COLUMBIA</b>										
Court of Appeals	96	61	49	45	36	44	21	18	16	28
<b>MAINE</b>										
Supreme Judicial Court	NA	NA	NA	NA	NA	NA	NA	NA	NA	NA
<b>MONTANA</b>										
Supreme Court	25	31	6	NA	NA	94	138	111	67	101
<b>NEVADA</b>										
Supreme Court	NJ	NJ	NJ	NJ	NJ	NJ	NJ	NJ	NJ	NJ
<b>NEW HAMPSHIRE</b>										
Supreme Court	516 A	504	567	627	597	774	864	880	892	850
<b>NORTH DAKOTA</b>										
Supreme Court	NA	6	0	NA	NA	NA	NA	25	26	28
<b>RHODE ISLAND</b>										
Supreme Court	219	189	179	177	201	268	288	297	285	268
<b>SOUTH DAKOTA</b>										
Supreme Court	27 A	35 A	39 A	49 A	31 A	28 A	40 A	57 A	67 A	53 A
<b>VERMONT</b>										
Supreme Court	31	32	34	32	36	26	27	23	35	20
<b>WEST VIRGINIA</b>										
Supreme Court of Appeals	2,037	1,621	1,644	1,623	3,180	2,357	2,113	2,442	2,691	3,099



Number of dispositions and qualifying footnotes

1987	1988	1989	1990	1991	1992	1993	1994	1995	1996
NA	NA	NA	NA	NA	NA	NA	NA	NA	NA
NJ	NJ	NJ	NJ	NJ	NJ	NJ	NJ	NJ	NJ
NA	NA	NA	NA	NA	NA	NA	106	NA	NA
NA	NA	NA	NA	NA	NA	NA	NA	NA	NA
1,169	1,655	1,800	1,610	1,295	1,530	1,446	1,763	2,260	2,382
1,743	1,454	1,777	2,140	2,308	2,380	2,491	2,184	2,505	2,460
1,093 C	1,060 A	829 A	883 A	862 A	943 A	1,058 A	1,145 A	1,044 A	1,076
388	388	305	354	270	361	374	368	385	460
725	866	802	728	905	720	888	991	1,008	1,181
188	162	148	NA	NA	NA	NA	NA	NA	NA
4 A	3 A	5 A	0	0	0	0	0	0	0
87	65	49	45	36	44	46	21	13	22
40	NA	NA	NA	NA	NA	NA	NA	NA	NA
NA	NA	NA	NA	NA	84	117	79	81	186
NJ	NJ	NJ	NJ	NJ	NJ	NJ	NJ	NJ	NJ
451 A	543	532	567	543	515	662	793	875	857
NA	5	0	NA	NA	NA	NA	25	26	31
241	178	169	197	188	255	292	260	304	302
NA	NA	NA	NA	NA	NA	NA	NA	NA	NA
26	32	35	36	33	27	26	24	33	23
1,909	1,775	1,735	1,586	2,675	2,598	2,100	2,312	2,098	2,583

(continued on next page)

TABLE 14: Discretionary Petitions in State Appellate Courts, 1987-1996 (continued)

State/Court name:	Number of filings and qualifying footnotes									
	1987	1988	1989	1990	1991	1992	1993	1994	1995	1996
<b>WYOMING</b>										
Supreme Court	NJ	NJ	NJ	NJ	NJ	NJ	NJ	NJ	NJ	NJ
<b>States with multiple appellate courts at any level</b>										
<b>ALABAMA</b>										
Supreme Court	713	765	806	867	1,028	741	737	708	797	915
Court of Civil Appeals	NJ	NJ	NJ	NJ	NJ	NJ	NJ	NJ	NJ	NJ
Court of Criminal Appeals	NJ	NJ	NJ	NJ	NJ	NJ	NJ	NJ	NJ	NJ
<b>INDIANA</b>										
Supreme Court	404	NA	565	690	822	731	604	672	818	817
Court of Appeals	NA	NA	81	112	93	124	NA	NA	NA	NA
Tax Court	NJ	NJ	NJ	NJ	NJ	NJ	NJ	NJ	NJ	NJ
<b>NEWYORK</b>										
Court of Appeals	NA	4,280	4,411	4,499	4,420	4,260	4,489	4,588	4,861	4,582
Appellate Div.	NA	NA	NA	NA	NA	NA	NA	NA	NA	NA
Appellate Terms	NA	NA	NA	NA	NA	NA	NA	NA	NA	NA
<b>OKLAHOMA</b>										
Supreme Court	293	295	443	446	388	570	507	512	578	507
Court of Civil Appeals	NJ	NJ	NJ	NJ	NJ	NJ	NJ	NJ	NJ	NJ
Court of Criminal Appeals	NA	NA	NA	NA	NA	NA	NA	NA	NA	NA
<b>PENNSYLVANIA</b>										
Supreme Court	1,936	2,207	2,227	3,645	3,456	3,412	2,734	2,695	3,009	2,870
Commonwealth Court	115	45	29	36	128	31	29	151	172	110
Superior Court	NJ	NJ	NJ	NJ	NJ	NJ	NJ	NJ	NJ	NJ
<b>TENNESSEE</b>										
Supreme Court	758	758	820	731	775	834	782	828	903	859
Court of Appeals	77	77	103	109	131	149	259	264	242	273
Court of Criminal Appeals	NA	NA	67	55	71	90	165	174	166	175
<b>TEXAS</b>										
Supreme Court	1,176	1,243	1,126	1,206	1,283	1,462	1,441	1,394	1,407	1,340
Court of Criminal Appeals	1,339	1,416	1,792	1,380	1,340	1,691	1,610	1,477	1,439	1,847
Courts of Appeal	NJ	NJ	NJ	NJ	NJ	NJ	NJ	NJ	NJ	NJ

**COURT TYPE:**

COLR = Court of last resort  
 IAC = Intermediate appellate court

**NOTE:**

NA = Indicates that the data are unavailable.  
 NC = Indicates that the court did not exist during that year.  
 NJ = Indicates that the court does not have jurisdiction.

\* Connecticut—Supreme Court—Discretionary filings were counted differently starting in 1994.

**QUALIFYING FOOTNOTES:**

An absence of a qualifying footnote indicates that the data are complete.

A: The following courts' data are incomplete:

- Delaware—Supreme Court—Data for 1987-1990 do not include some **discretionary interlocutory decision** cases.
- Iowa—Supreme Court—Disposed data for 1987-1996 do not include some **discretionary original proceedings**.
- Kentucky—Supreme Court—Data for 1987-1991 do not include some **unclassified discretionary petitions**.
- Massachusetts—Supreme Judicial Court—Data for 1987-1996 do not include certain cases filed in the "Single Justice" side of the court, in which a single justice was asked to allow a certain type of **interlocutory appeal** to proceed (which, if allowed, could be sent to either appellate court) or to allow an appeal from the denial of a motion for new trial in certain capital cases.

Number of dispositions and qualifying footnotes

1987	1988	1989	1990	1991	1992	1993	1994	1995	1996
NJ	NJ	NJ	NJ	NJ	NJ	NJ	NJ	NJ	NJ
654	603	1,104	1,248	1,248	782	757	659	807	882
NJ	NJ	NJ	NJ	NJ	NJ	NJ	NJ	NJ	NJ
NJ	NJ	NJ	NJ	NJ	NJ	NJ	NJ	NJ	NJ
437	494	599	629	770	898	592	641	723	813
NA	NA	76	116	106	104	74	87	NA	NA
NJ	NJ	NJ	NJ	NJ	NJ	NJ	NJ	NJ	NJ
3,478	3,392	3,621	3,808	3,907	4,176	4,792	4,303	4,872	4,796
NA	NA	NA	NA	NA	NA	NA	NA	NA	NA
NA	NA	NA	NA	NA	NA	NA	NA	NA	NA
237	231	NA	NA	NA	442	652	545	592	384
NJ	NJ	NJ	NJ	NJ	NJ	NJ	NJ	NJ	NJ
283	291	312	412	412	NA	NA	NA	NA	NA
NA	NA	NA	NA	NA	2,683	2,459	3,340	2,850	2,724
NA	NA	NA	NA	NA	NA	NA	NA	NA	NA
NA	NA	NA	NA	NA	NA	NJ	NJ	NJ	NJ
1,087	1,087	1,057	772	708	885	739	760	785	870
77	77	97	74	115	130	103	194	182	196
NA	NA	35	36	37	55	109	128	118	115
1,261	1,168	1,096	1,166	1,301	1,472	1,574	1,394	1,376	1,362
1,672	1,437	2,107	1,352	1,387	1,526	1,666	1,671	1,452	2,002
NJ	NJ	NJ	NJ	NJ	NJ	NJ	NJ	NJ	NJ

New Hampshire—Supreme Court—Data for 1987 do not include **discretionary judge disciplinary cases**.

New Jersey—Supreme Court—Data for 1987-1990 do not include **discretionary interlocutory decisions**.

South Dakota—Supreme Court—Filed data for 1987-1996 do not include **advisory opinions**.

South Carolina—Supreme Court—Filed data for 1987-1989 do not include **discretionary petitions** that were denied or otherwise dismissed/withdrawn or settled.

Washington—Supreme Court—Data for 1988-1996 do not include some **discretionary cases**.

Colorado—Supreme Court—Disposed data for 1987-1996 include **mandatory jurisdiction cases**.

Georgia—Supreme Court—Disposed data for 1987-1991 represent some double counting because they include all **mandatory appeals and discretionary appeals that were granted** and refiled as appeals.

Michigan—Supreme Court—Disposed data for 1987-1989 include some **mandatory jurisdiction cases**. Disposed data for 1994-1996 include all **mandatory jurisdiction cases**.

B: The following courts' data are overinclusive:

Arizona—Supreme Court—Data for 1987-1990 include **mandatory judge disciplinary cases**.

C: The following courts' data are both incomplete and overinclusive:

Washington—Supreme Court—Data for 1987 include **mandatory certified questions from the federal courts**, but do not include some **discretionary petitions**.

**TABLE 15: Felony Caseload in State Trial Courts of General Jurisdiction, 1987-1996**

State/Court name:	Number of filings and qualifying footnotes									
	1987	1988	1989	1990	1991	1992	1993	1994	1995	1996
ALABAMA										
Circuit	NA	NA	NA	31,807	35,066	39,814	38,773	37,695	40,219	42,551
ALASKA										
Superior	2,661	2,526	2,757	2,718	2,442	2,763	2,660	2,696	2,778	2,951
ARIZONA										
Superior	21,444	22,176	23,981	26,057 B	26,140 B	27,677 B	26,471 B	28,522 B	30,299 B	30,817 B
ARKANSAS										
Circuit	24,805 B	22,110 B	24,842 B	25,755 B	27,742 B	31,776 B	33,192 B	35,432 B	39,273 B	38,866 B
CALIFORNIA										
Superior	104,906 B	115,595 B	132,486 C	150,975 C	161,871 C	164,583 C	155,971 C	154,666 C	158,722 C	153,394 C
COLORADO										
District	16,223	17,391	19,284	20,212	20,655	22,565	22,068	23,478	26,852	29,994
CONNECTICUT										
Superior	4,985	6,204	6,194	5,268	4,684	4,102	3,610	3,848	3,829	3,614
DISTRICT OF COLUMBIA										
Superior	19,986	21,472	21,332	20,138	21,774	17,521	17,940	17,203	15,240	15,439
FLORIDA										
Circuit	159,701 B	184,532 B	199,111 B	192,976 B	186,732 B	177,186 B	168,066 B	177,457 B	187,207 B	197,230 B
GEORGIA										
Superior†	45,104	53,984	63,977	66,275	70,339	68,761 B	63,696 B	64,206	66,648	66,648
HAWAII										
Circuit	2,766 C	2,909 C	3,115 C	3,025 C	3,174 C	4,675 B	4,049 B	4,085 B	4,449 B	4,257 B
IDAHO										
District	NA	4,747	5,260	5,725	6,535	7,107	7,324	8,297	9,765	9,143
ILLINOIS										
Circuit	46,342 B	58,289 B	69,114 B	74,541 C	77,849 B	78,778 B	80,554 B	81,647	88,772	90,902
INDIANA										
Superior and Circuit	19,804 B	21,313 B	26,358 B	27,681 B	29,098 B	28,958 B	32,166 B	33,268 B	36,397 B	47,451 B
IOWA										
District	8,230 B	8,666 B	10,481 B	10,884 B	12,867 B	14,004 B	13,451	13,599	15,487	17,398
KANSAS										
District	11,500	12,188	12,631	12,197	11,436	13,412	13,229	14,423	15,267	17,150
KENTUCKY										
Circuit	13,500 B	12,518 B	14,411 B	14,881 B	15,078 B	17,032 B	19,478 B	17,844 B	18,739 B	19,128 B
LOUISIANA										
District	NA	NA	NA	23,621	29,138	27,251	31,694	31,907	30,006	48,507
MAINE										
Superior	3,612	3,657	4,142	4,745	4,571	4,342	3,842	3,629	3,619	3,473

(continued on next page)

TABLE 15: Felony Caseload in State Trial Courts of General Jurisdiction, 1987-1996 (continued)

State/Court name:	Number of filings and qualifying footnotes									
	1987	1988	1989	1990	1991	1992	1993	1994	1995	1996
<b>MARYLAND</b>										
Circuit	50,939 C	53,229 C	56,775 C	55,755 C	62,935 C	67,828 C	63,824 C	62,822 C	62,382 C	63,229 C
<b>MASSACHUSETTS</b>										
Trial Court of the Commonwealth	6,790 A	6,075 A	5,583 A	6,271 A	5,796 A	5,782 A	7,546 A	8,089 A	7,999 A	8,101 A
<b>MINNESOTA</b>										
District	13,008	13,637	13,607	14,747	16,277	16,273	17,385	18,183	18,456	18,927
<b>MISSOURI</b>										
Circuit	34,971 B	36,965 B	39,952 B	40,968 B	44,208 B	47,431 B	44,727 B	48,525 B	54,358 B	58,352 B
<b>MONTANA</b>										
District	2,443 C	2,726 C	2,710 C	2,966 C	3,140 C	NA	NA	NA	NA	NA
<b>NEBRASKA</b>										
District	3,445 B	4,024 B	4,823 B	5,105 B	5,348 B	5,738 B	5,139 B	5,376 B	5,833 B	6,238 B
<b>NEW HAMPSHIRE</b>										
Superior	5,527	6,079	6,599	6,678	7,345	7,604	7,442	6,114	6,036	6,302
<b>NEW JERSEY</b>										
Superior	41,198	43,837	53,215	57,223	54,703	51,054	47,958	47,228	46,652	46,437
<b>NEWMEXICO</b>										
District	NA	NA	NA	NA	NA	NA	9,017	9,971	11,165	12,900
<b>NEW YORK</b>										
Supreme and County	62,940 B	67,177 B	79,025 B	79,322 B	78,354 B	76,814 B	71,824 B	71,419 B	68,326 B	68,067 B
<b>NORTH CAROLINA</b>										
Superior	51,210	55,284	62,752	69,810	73,908	85,748	83,939	83,823	83,417	83,212
<b>NORTH DAKOTA</b>										
District	1,487 B	1,497 B	1,444 B	1,637 B	1,837 B	1,951	2,155	1,840	2,428	3,614
<b>OHIO</b>										
Court of Common Pleas	39,376	43,613	51,959	55,949	61,836	65,361	63,744	64,766	67,266	66,850
<b>OKLAHOMA</b>										
District	26,438 B	25,997 B	26,482 B	27,541 B	28,325 B	29,868 B	30,676 B	32,866 B	37,127 B	34,722 B
<b>OREGON</b>										
Circuit	24,591	26,859	27,248	28,523	26,050	27,159	27,333	30,725	33,457	30,797
<b>PENNSYLVANIA</b>										
Court of Common Pleas	106,972 B	113,605 B	128,478 B	139,699 B	137,046 B	140,416 B	139,672 B	139,985 B	143,588 B	144,251 B
<b>PUERTORICO</b>										
Court of First Instance	20,314	21,532	21,548	23,328	28,340	28,591	33,002	37,779	35,719 B	35,473 B
<b>RHODE ISLAND</b>										
Superior	4,278	6,685	6,740	6,011	5,665	5,764	5,772	5,682	6,045	6,149

(continued on next page)

TABLE 15: Felony Caseload in State Trial Courts of General Jurisdiction, 1987-1996 (continued)

State/Court name:	Number of filings and qualifying footnotes									
	1987	1988	1989	1990	1991	1992	1993	1994	1995	1996
<b>SOUTH DAKOTA</b>										
Circuit	3,275	3,257	3,388	4,072	3,675	4,441	4,435	4,573	5,124	5,087
<b>TENNESSEE</b>										
Circuit, Criminal, and Chancery	41,533 B	NA	50,412 B	55,622 B	55,587 B	58,771 B	57,778 B	61,147 B	54,974 B	80,059 B
<b>TEXAS</b>										
District	119,395	122,903	139,611	147,230	144,408	153,853	148,960	144,092	130,966	130,703
<b>UTAH</b>										
District*	4,320 B	4,182 B	4,215 B	4,608 B	4,316 B	4,833 B	7,504 B	6,112 B	7,605 B	20,842 B
<b>VERMONT</b>										
District	2,111	2,115	1,993	2,202	2,319	2,810	2,716	2,842	3,018	3,010
Superior	85	112	138	53	6	6	0	1	1	1
<b>VIRGINIA</b>										
Circuit	49,481	53,445	63,304	64,053	70,145	73,889	75,867	77,104	81,328	81,819
<b>WASHINGTON</b>										
Superior	21,071	25,476	28,121	26,914	27,503	28,529	28,032	28,728	32,296	31,035
<b>WEST VIRGINIA</b>										
Circuit	4,885 B	4,291 B	4,121 B	4,071 B	4,217 B	4,446 B	4,308 B	4,604 B	4,167 B	4,424 B
<b>WISCONSIN</b>										
Circuit	13,802	14,484	17,625	18,738	19,523	20,399 A	18,613 A	18,777 A	24,246	28,388
<b>WYOMING</b>										
District	1,353	1,480	1,591	1,503	1,365	1,282 A	1,638 A	1,733 A	1,789 A	1,835 A

NOTE: The footnoting scheme has been consolidated. Footnotes for 1987 have been translated into the footnote scheme for 1988 through 1996.

NA = Data were unavailable or not comparable.

**QUALIFYING FOOTNOTES:**

† Georgia Superior Court—1995 data are repeated for 1996 since 1996 data were not available.

A: The following courts' data are incomplete:

Massachusetts—Trial Court of the Commonwealth—**Felony** data include only those cases handled by the Superior Court Department. Those felonies handled by the District Court and Boston Municipal Court Departments could not be separated from the misdemeanor caseload, therefore reported felonies are less than 75% complete.

Wisconsin—Circuit Court—**Felony** data for 1992-1994 do not include some cases reported with unclassified criminal.

Wyoming—District Court—**Felony** data for 1992 and 1996 do not include cases from two counties. For 1993-1995, one county did not report.

B: The following courts' data are overinclusive:

Arizona—Superior Court—**Felony** data for 1990-1996 include **DW/DUI** cases.

Arkansas—Circuit Court—**Felony** data include **DW/DUI** cases.

California—Superior Court—**Felony** data for 1987-1988 include **DW/DUI** cases.

Florida—Circuit Court—**Felony** data include **misdemeanor, DW/DUI, and miscellaneous criminal** cases.

Georgia—Superior Court—**Felony** data for 1992-1993 include **criminal appeals**. (1995 data were repeated for 1996 due to unavailability of 1996 data.)

Hawaii—Circuit Court—**Felony** data for 1992-1996 include **misdemeanor** cases.

Illinois—Circuit Court—**Felony** data for 1987-1989 and 1991-1993 include **preliminary hearings** for courts "downstate."

Indiana—Superior and Circuit Courts—**Felony** data include **DW/DUI** cases.

(continued on next page)

TABLE 15: Felony Caseload in State Trial Courts of General Jurisdiction, 1987-1996 (continued)

Iowa—District Court—**Felony** data for 1987-1992 include third-offense **DW/DUI** cases.

Kentucky—Circuit Court—All **felony** data include **misdemeanor** cases. 1987-1990 data also include **sentence review only** and **postconviction remedy proceedings**. 1993-1996 data also include **DW/DUI** cases.

Missouri—Circuit Court—**Felony** data include some **DW/DUI** cases.

Nebraska—District Court—**Felony** data include **misdemeanor**, **DW/DUI**, and **miscellaneous criminal** cases.

New York—Supreme and County Courts—**Felony** data include **DW/DUI** cases.

North Dakota—District Court—**Felony** data for 1987-1991 include **sentence review only** and **postconviction remedy proceedings**.

Oklahoma—District Court—**Felony** data include some **miscellaneous criminal** cases.

Pennsylvania—Court of Common Pleas—**Felony** data include **misdemeanor**, **DW/DUI**, and some **criminal appeals** cases.

Puerto Rico—Court of First Instance—**Felony** data for 1995-1996 include **domestic violence** cases.

Tennessee—Circuit, Criminal, and Chancery Court—**Felony** data include **misdemeanor** and some **criminal appeals** cases.

Utah—District Court—**Felony** data for 1987-1993 include **misdemeanor** and **criminal appeals** cases, and some **postconviction remedy** and **sentence review only proceedings**. 1994 and 1995 data include **criminal appeals** and some **postconviction remedy** and **sentence review only proceedings**. 1996 data include some **postconviction remedy** and **sentence review only proceedings**.

West Virginia—Circuit Court—**Felony** data include **DW/DUI** cases.

C: The following courts' data are incomplete and overinclusive:

California—Superior Court—**Felony** data for 1989 include **DW/DUI** cases, but do not include partial year data from several courts. Data for 1990 and 1992 include **DW/DUI** cases, but do not include partial year data from one court. Data for 1991 include **DW/DUI** cases, but do not include data from one court. Data for 1993 include **DW/DUI** cases, but do not include partial data from 14 courts. Data for 1994 and 1996 include **DW/DUI** cases, but do not include partial data from three courts. Data for 1995 include **DW/DUI** cases, but do not include data from two courts.

Hawaii—Circuit Court—**Felony** data for 1987-1991 include **misdemeanor** cases, but do not include reopened prior cases.

Illinois—Circuit Court—**Felony** data for 1990 include **preliminary hearings** for courts downstate, but do not include some reinstated and transferred cases.

Maryland—Circuit Court—**Felony** data include some **misdemeanor** cases, but do not include some cases.

Montana—District Court—**Felony** data include some **trial court civil appeals**, but do not include some cases reported with unclassified criminal data.

• Additional court information:

Utah—District Court—The Circuit Courts in Utah were abolished as of July 1, 1996 and their caseload absorbed into the District Court.

**TABLE 16: Tort Caseload in State Trial Courts of General Jurisdiction, 1987-1996**

State/Court name:	Number of filings and qualifying footnotes									
	1987	1988	1989	1990	1991	1992	1993	1994	1995	1996
ALABAMA										
Circuit	NA	NA	NA	NA	NA	11,498 B	11,512 B	10,893 B	12,254 B	16,658 B
ALASKA										
Superior	1,664	937	851	826	838	815	935	875	1,024	1,005
ARIZONA*										
Superior	12,260	20,490	12,559	15,418	15,442	13,842	12,940	22,815	13,776	15,116
ARKANSAS										
Circuit	5,606	5,132	5,000	5,045	5,099	5,098	5,228	5,298	5,254	5,180
CALIFORNIA										
Superior	137,455 A	132,378 A	131,900 A	121,960 A	114,298 A	109,219 A	88,346 A	83,721 A	79,490 A	77,402 A
COLORADO										
District	3,666	4,506	5,490	5,886	6,295	6,151	5,001	4,977	4,731	4,763
CONNECTICUT										
Superior	15,385	15,741	16,955	16,477	16,266	16,250	15,947	15,642	17,932	19,211
DISTRICT OF COLUMBIA										
Superior	NA	NA	NA	NA	3,605	5,424	NA	NA	NA	NA
FLORIDA										
Circuit*	35,453	35,986	38,415	40,748	44,257	43,458	43,536	43,045	46,025	46,239
HAWAII										
Circuit	1,785 A	1,736 A	1,793 A	2,065 A	2,365 A	2,689 A	2,941 A	2,517 A	2,934 A	2,468 A
IDAHO										
District	1,757 A	1,453 A	1,478 A	1,417 A	1,257 A	1,325 A	1,292	1,387	1,306	1,555
INDIANA										
Superior and Circuit	NA	NA	5,697	6,719	7,910	8,043	9,452	12,066	13,366	13,032
KANSAS										
District	4,380	4,595	4,513	4,010	4,076	4,338	4,395	4,282	5,082	5,641
MAINE										
Superior	1,786	1,776	1,950	1,878	1,686	1,643	1,615	1,740	1,819	1,657
MARYLAND										
Circuit	12,938 A	14,170 A	14,274 A	14,908 A	16,270 A	15,612 A	14,989 A	14,485 A	15,427 A	15,540 A
MASSACHUSETTS										
Trial Court of the Commonwealth	NA	NA	NA	76,806 C	74,641 C	68,341 C	42,704 C	54,559 C	57,898 C	54,143 C
MICHIGAN										
Circuit	29,756	30,966	32,663	38,784	31,869	34,497	35,450	39,538	30,372	52,270
MINNESOTA										
District	10,739	10,125	9,658	7,135	7,252	7,460	6,861	6,751	6,919	6,887

(continued on next page)



TABLE 16: Tort Caseload in State Trial Courts of General Jurisdiction, 1987-1996 (continued)

State/Court name:	Number of filings and qualifying footnotes									
	1987	1988	1989	1990	1991	1992	1993	1994	1995	1996
MISSOURI Circuit	NA	NA	NA	21,680	21,245	19,999	17,883	16,960	17,506	19,495
MONTANA District	1,792	1,541	1,613	1,651	1,518	NA	NA	NA	NA	NA
NEVADA District	NA	4,329	4,799	5,295	5,871	6,185	6,788	7,486	7,873	8,906
NEW JERSEY Superior*	NA	NA	71,367 A	72,463 A	73,614 A	67,380 A	63,776 A	63,538 A	60,234 A	57,627 A
NEW MEXICO District	NA	NA	NA	NA	NA	4,578	5,759	4,842	5,159	5,437
NEW YORK Supreme and County*	NA	53,104	62,189	65,026	65,767	72,189	71,113	75,298	81,265	84,126
NORTH CAROLINA Superior	8,981	7,639	7,879	8,175	8,656	9,361	9,754	9,739	10,256	10,536
NORTH DAKOTA District	551	552	602	744	531	411	525	535	685	531
OHIO Court of Common Pleas	29,375	28,614	29,039	34,488	34,422	33,196	31,229	31,181	33,371	36,896
OREGON Circuit	NA	NA	NA	NA	5,999	5,568	5,636	6,176	6,850	7,067
PUERTO RICO Court of First Instance*	6,540	5,937	7,589	8,027	8,520	8,552	8,948	9,803	10,236 A	10,024 A
RHODE ISLAND Superior	NA	NA	NA	NA	NA	NA	NA	NA	NA	3,923
TENNESSEE Circuit, Criminal, and Chancery	13,597	NA	13,501	13,453	13,223	13,100	12,106	12,221	13,726	14,054
TEXAS District	40,764	36,597	36,710	39,648	44,088	46,762	47,586	48,631	51,544	46,493
UTAH District	1,335 B	1,404 B	1,233 B	1,631 B	1,729 B	1,979 B	1,804 B	1,928 B	2,058 B	1,686
WASHINGTON Superior	8,007	8,746	10,146	10,147	11,375	11,142	11,856	11,950	12,850	12,776
WISCONSIN Circuit	9,545	9,534	9,152	9,669	8,865	8,835	9,043	9,583	10,559	6,285
WYOMING District	NA	NA	NA	NA	NA	504 A	553 A	530 A	505 A	611 A

(continued on next page)

TABLE 16: Tort Caseload in State Trial Courts of General Jurisdiction, 1987-1996 (continued)

**NOTE:** The footnoting scheme has been consolidated. Footnotes for 1987 have been translated into the footnote scheme for 1988 through 1996.

NA = Data were unavailable or not comparable.

**QUALIFYING FOOTNOTES:**

A: The following courts' data are incomplete:

California—Superior Court—Tort data do not include **medical malpractice** and **product liability** cases. Tort data for 1989 also do not include partial data from several courts. Data for 1990 and 1992 also do not include partial data from one court. Data for 1991 also do not include data from one court. Data for 1993 also do not include partial data from fourteen courts. Data for 1994 and 1996 also do not include partial data from three courts. Data for 1995 do not include **medical malpractice**, **product liability** and partial data from two courts.

Hawaii—Circuit Court—Tort data do not include a small number of District Court transfers reported with other civil cases.

Idaho—District Court—Tort data for 1987 through 1992 do not include some cases reported with unclassified civil cases.

Maryland—Circuit Court—Tort data do not include some cases reported with unclassified civil cases.

New Jersey—Superior Court—Tort data do not include some cases reported with unclassified civil cases.

Puerto Rico—Court of First Instance—Tort data for 1995-1996 do not include cases from the Municipal Division.

Wyoming—District Court—Tort data for 1992 and 1996 do not include cases from two counties. For 1993-1995, one county did not report tort data.

B: The following courts' data are overinclusive:

Alabama—Circuit Court—Tort data include some **postconviction remedy proceedings**.

Utah—District Court—Tort data for 1987-1995 include **de novo appeals** from the Justice Court.

C: The following courts' data are both incomplete and overinclusive:

Massachusetts—Trial Court of the Commonwealth—Tort data for 1990-1992 and 1994-1996 include **contract** cases from the District Court Department, but do not include cases from the Boston Municipal Court Department. 1993 data include **contracts** from the District Court Department, but do not include **tort** cases from Boston Municipal Court Department and Superior Court Department.

• Additional court information:

Arizona—Superior Court—Tort reform legislation caused the tort caseload to increase dramatically in 1994.

Florida—Circuit Court—The large increase in tort filings for 1991 is due in part to the filing of 1,113 asbestos cases in Miami in July of 1991.

New Jersey—Superior Court—The unit of count changed in 1989, so data from previous years are not comparable.

New York—Supreme and County Court—The unit of count changed in 1988, so data from previous years are not comparable.

Puerto Rico—Court of First Instance—The Judicial Reform Act of 1994 consolidated the Superior, District, and Municipal Courts into one Court of First Instance effective 1995. Tort data for 1987-1994 were combined for all three courts to ensure comparability across the ten-year trend.

# **A**ppendix 1: *Methodology*

## **Court Statistics Project: Goals and Organization**

The Court Statistics Project of the National Center for State Courts compiles and reports comparable court caseload data from the 50 states, the District of Columbia and Puerto Rico. Project publications and technical assistance encourage greater uniformity in how individual state courts and state court administrative offices collect and publish caseload information. Progress toward these goals should result in more meaningful and useful caseload information for judges, court managers and court administrators.

*The State Court Caseload Statistics: Annual Report* series is a cooperative effort of the Conference of State Court Administrators (COSCA) and the National Center for State Courts (NCSC). Responsibility for project management and staffing is assumed by the NCSC's Court Statistics Project. COSCA, through its Court Statistics Committee, provides policy guidance and review. The Court Statistics Committee includes members of COSCA and representatives of state court administrative office senior staff, the National Conference of Appellate Court Clerks, the National Association for Court Management, and the academic community. Preparation of the 1996 caseload report was funded by an on-going grant from the State Justice Institute (SJI-91-07X-O-B-007-P97-1) to the NCSC.

In addition to preparing publications, the Court Statistics Project responds to over 800 requests for information and assistance each year. These requests come from a variety of sources, including state court administrative offices, local courts, individual judges, federal and state agencies, legislators, the media, academic researchers, students and NCSC staff.

## **Evolution of the Court Statistics Project**

During the Court Statistics Project's original data compilation efforts, the *State of the Art* and *State Court Caseload Statistics: 1975 Annual Report*, classification problems arose from the multitude of categories and terms used by the states to report their caseloads. This suggested the need for a model annual report and a statistical dictionary of terms for court usage.

The *State Court Model Statistical Dictionary* provides common terminology, definitions, and usage for reporting appellate and trial court caseloads. Terms for reporting data on case disposition methods are provided in the *Dictionary* and in other project publications. The classification scheme and associated definitions serve as a model framework for developing comparable and useful data. A new edition of the *State Court Model Statistical Dictionary* was published in 1989, consolidating and revising the original 1980 version and the 1984 *Supplement*.

Once a set of recommended terms was adopted, the project's focus shifted to assessing the comparability of caseload data reported by the courts to those terms. It became particularly important to detail the subject matter jurisdiction and methods of counting cases in each state court. Problems related to the categorizing and counting of cases in the trial and appellate courts were resolved through the development of the *1984 State Trial Court Jurisdiction Guide for Statistical Reporting* and the *1984 State Appellate Court Jurisdiction Guide for Statistical Reporting*. Key information from both guides is updated annually as part of the preparation for a new caseload *Report*. The introduction to the 1981 *Report* details the impact of the *Trial Court Jurisdiction Guide* on the Court Statistics Project data collection and the introduction to the 1984 *Report* describes the effect of the *Appellate Court Jurisdiction Guide*.

The *State Court Organization* series, recently updated for 1993, serves as a valuable complement to the *Report* series. *State Court Organization 1993* is a reference book that describes in great depth the structure, organization, and management of the state trial and appellate courts.

## Sources of Data

Information for the national caseload databases comes from published and unpublished sources supplied by state court administrators and appellate court clerks. Published data are typically official state court annual reports, which vary widely in form and detail. Although constituting the most reliable and valid data available at the state level, they arrive from statistical data filed monthly, quarterly, or annually by numerous local jurisdictions and, in most states, several trial and appellate court systems. Moreover, these caseload statistics are primarily collected to assist states in managing their own systems and are not prepared specifically for inclusion in the COSCA/NCSC caseload statistics report series.

Some states either do not publish an annual report or publish only limited caseload statistics for either trial or appellate courts. The Court Statistics Project receives unpublished data from those states in a wide range of forms, including internal management memos, computer-generated output, and the project's statistical and jurisdictional profiles, which are updated by state court administrative office staff.

Extensive telephone contact and follow-up correspondence are used to collect missing data, confirm the accuracy of available data, and determine the legal jurisdiction of each court. Information is also collected concerning the number of judges per court or court system (from annual reports, offices of state court administrators, and appellate court clerks); the state

---

population (based on Bureau of the Census revised estimates); and special characteristics regarding subject matter jurisdiction and court structure. Appendix 2 lists the source of each state's 1996 caseload statistics.

## Data Collection Procedures

The following outline summarizes the major tasks involved in compiling the 1996 caseload data reported in this volume:

A. The 1996 state reports were evaluated to note changes in the categories and terminology used for data reporting, changes in the range of available data, and changes in the state's court organization or jurisdiction. This entailed a direct comparison of the 1996 material with the contents of individual states' 1995 annual reports. Project staff used a copy of each state's 1995 trial and appellate court statistical spreadsheets, trial and appellate court jurisdiction guides and the state court structure chart as worksheets for gathering the 1996 data. Use of the previous year's spreadsheets provides the data collector with a reference point to identify and replicate the logic used in the data collection and ensure consistency over time in the report series. The caseload data were entered onto the 1996 spreadsheets. Caseload terminology is defined by the *State Court Model Statistical Dictionary, 1989*. Prototypes of appellate and trial court statistical spreadsheets can be found in Appendix D.

B. Caseload numbers were screened for significant changes from the previous year. A record that documents and, where possible, explains such changes is maintained. This process serves as another reliability check by identifying statutory, organizational, or procedural changes that potentially had an effect on the size of the reported court caseload.

C. The data were then transferred from the handwritten copy to computer databases that are created as EXCEL spreadsheets. Mathematical formulas are embedded in each spreadsheet to compute the caseload totals. Linked spreadsheets contain the information on the number of judges, court jurisdiction, and state population needed to generate caseload tables for the 1996 *Report*.

D. After the data were entered and checked for entry errors and internal consistency, individual spreadsheets were generated for the appellate and trial courts using EXCEL software. The spreadsheet relates the total for each model reporting category to the category or categories the state used to report its caseload numbers.

E. Trial and appellate court spreadsheets for all 50 states, the District of Columbia, and Puerto Rico are sent directly to the states' administra-

tive offices of the courts and/or the appellate court clerks' offices for verification. This fairly recent step in the data collection process (which began with the 1989 *Report*) provides further assurance of data accuracy and often yields the bonus of additional caseload data or improved information on the content and accuracy of the data.

F. The final databases are stored in SPSS and Excel at the NCSC. The annual CSP databases are also archived with the Inter-University Consortium for Political and Social Research (ICPSR) at the University of Michigan.

## Ongoing Data Collection

Four basic types of data elements are collected by the Court Statistics Project: (1) trial court caseload statistics, (2) trial court jurisdictional/organizational information, (3) appellate court caseload, and (4) appellate court jurisdictional/organizational information.

For trial courts, emphasis is placed on reporting the total number of civil, criminal, juvenile, and traffic/other violation cases according to the model reporting format. Each of these major case types can be reduced to more specific caseload categories. For example, civil cases consist of tort, contract, real property rights, small claims, mental health, estate, domestic relations cases, trial court civil appeals, and appeals of administrative agency cases. In some instances, these case types can be further refined; for example, domestic relations cases can be divided into marriage dissolution, support/custody, interstate support, adoption, paternity, and domestic violence cases.

Currently, only filing and disposition numbers are entered into the database for each case type. Data on pending cases were routinely collected by the project staff until serious comparability problems were identified when compiling the 1984 *Report*. Some courts provide data that include active cases only; others include active and inactive cases. The COSCA Court Statistics Committee recommended that the collection of pending caseload be deferred until a study determines whether and how data can be made comparable across states.

The trial court jurisdictional profile collects an assortment of information relevant to the organization and jurisdiction of each trial court system. Before the use of EXCEL spreadsheets for reporting statistical data, the main purpose of the profile was to translate the terminology used by the states when reporting statistical information into generic terms recommended by the *State Court Model Statistical Dictionary*. Each court's spreadsheet captures the state's terminology, and the jurisdiction guide format has been streamlined. The jurisdictional profile currently collects

---

information on number of courts, number of judges, methods of counting cases, availability of jury trials, dollar amount jurisdiction of the court, and time standards for case processing.

There are also statistical spreadsheets and jurisdiction guides for each state appellate court. Two major case types are used on the statistical spreadsheet: mandatory cases that the court must hear on the merits as appeals of right and discretionary petition cases that the court decides whether to accept and then reach a decision on the merits. The statistical spreadsheet also contains the number of petitions granted where it can be determined. Mandatory and discretionary petitions are further differentiated by whether the case is a review of a final trial court judgment or some other matter, such as a request for interlocutory or postconviction relief. Where possible, the statistics are classified according to subject matter, chiefly civil, criminal, juvenile, disciplinary, or administrative agency.

The appellate court jurisdiction guide contains information about each court, including number of court locations, number of justices/judges, number of legal support personnel, point at which appeals are counted as cases, procedures used to review discretionary petitions, and use of panels.

## **Periodic Data Collection**

Periodically, the Court Statistics Project supplements its on-going, general data collection efforts by collecting manner of disposition data from the states' general jurisdiction courts. All of the states, the District of Columbia, and Puerto Rico were contacted and asked to make an effort to supply manner of disposition data to the project. Thirty-four states provided comprehensive criminal disposition data, and this year civil disposition data were taken from the Trial Court Network Project. Disposition statistics from these courts present a picture of the way cases are disposed in state trial courts nationally. They are useful in comparing court backlogs; case management systems; and the impact of specialized programs such as arbitration and mediation.

Several obstacles hinder the achievement of comprehensive national statistics on manner of disposition for court cases. First, some states do not collect any disposition data. There were 12 such states in 1996. Second, other states define disposition categories differently, so information may not be comparable. For example, many states have a different definition of bench trial and what is considered a hearing before a judge. States with a very high bench trial rate are using a more liberal definition of what constitutes a bench trial. Third, the mix of cases included in disposition totals may vary. For example, some states report contested and uncontested divorce cases together, while others do not. Also differences in subject matter jurisdiction, court structure, and units for counting



cases will affect the use of manner of disposition statistics.

Each of the states that could provide manner of disposition data for 1996 was sent a copy of how their data were to be reported. Twenty-four of the states verified these and returned them to the Court Statistics Project.

## Completeness

States vary in the comprehensiveness and completeness with which they are able to report manner of disposition data. For criminal cases, Colorado, Connecticut, Maryland, and Oregon reported trial dispositions only, with no other disposition categories. Rhode Island reported total criminal trials, but did not separate these into jury and bench trials. Louisiana provided the number of criminal cases disposed by jury trials only.

## Comparability

Comparability is possible where states count trials similarly, use similar methods for counting what is a case, and report information for a similar range of case types. The point at which a state counts a jury trial varies widely. The table below shows the relative use of alternative trial definitions.

The definitional differences for trials explain some of the variation in trial rates. Generally, most states providing data define a trial in a way that inflates the number of cases disposed at trial.

Definitions	Number of states which use definition for criminal	Number of states which use definition for civil
A) A jury trial is counted at jury selection, empaneling, or when jury is sworn. A nonjury trial is counted when evidence is first introduced or first witness is sworn.	34	32
B) A jury trial is counted at introduction or swearing of first witness. A nonjury trial is counted when evidence is first introduced or swearing of first witness.	2	3
C) A jury trial is counted at verdict or decision. A nonjury trial is counted at the decision.	16	17

On the criminal side, courts also vary in the point at which they count a case as initially filed. Most states count a criminal case as filed at the information or indictment, although some use the arraignment. Since a number of cases will drop out of the system between these two points (usually by a plea or a dismissal), those courts that use an early count will

have a higher rate of nontrial dispositions. Courts also differ in case unit of count. As shown below, states differ on whether they count charges, defendants, or indictments.

Definitions for unit of count—Criminal	Number of states
Single Defendant/Single Charge	5
Single Defendant/Single Incident	20
Single Defendant/Single Incident (maximum number of charges)	0
Single Defendant/One or More Incidents	10
Single Defendant/Varies with Prosecutor	5
One or More Defendants/Single Incident	4
One or More Defendants/One or More Incidents	4
One or More Defendants/Varies with Prosecutor	2
Varies with Prosecutor/Varies with Prosecutor	2

Definition of point of count—Criminal	Number of states
At the filing of the Information or Indictment	37
At the filing of the Information or Complaint	5
At filing of Complaint (Warrant/Accusation)	5
At the Arraignment (First Appearance)	5

## Footnotes

Footnotes indicate the degree to which a court's statistics conform to the Court Statistics Project's reporting categories defined in the *State Court Model Statistical Dictionary*. Footnoted caseload statistics are either overinclusive in that they contain case types other than those defined for the term in the *Dictionary*, or are underinclusive in that some case types defined for the term in the *Dictionary* are not included. It is possible for a caseload statistic to contain inapplicable case types while also omitting those which are applicable, making the total or subtotal simultaneously overinclusive and underinclusive.

The 1996 *Report* uses a simplified system of footnotes. An "A" footnote indicates that the caseload statistic for a statewide court system does not include some of the recommended case types; a "B" footnote indicates that the statistic includes some extraneous case types; a "C" footnote indicates that the data are both incomplete and overinclusive. The text of the footnote explains for each court system how the caseload data differ from the report-

ing category recommended in the *State Court Model Statistical Dictionary*. Caseload statistics that are not qualified by a footnote conform to the *Dictionary's* definition.

Case filings and dispositions are also affected by the unit and method of count used by the states, differing subject matter and dollar amount jurisdiction, and different court system structures. Most of these differences are described in the figures found in this volume and summarized in the court structure chart for each state. The most important differences are reported in summary form in the main caseload tables.

### **Variations in Reporting Periods**

As indicated in Figure A, most states report data by calendar year, others by fiscal year, and a few appellate courts report data by court term. Therefore, the 12-month period covered in this report is not the same for all courts.

This report reflects court organization and jurisdiction in 1996. Since 1975, new courts have been created at both the appellate and trial level, additional courts report data to the Court Statistics Project, courts may have merged and/or changed counting or reporting methods. The dollar amount limits of civil jurisdiction in many trial courts also vary. Care is therefore required when comparing 1996 data to previous years. The trend analysis used in this report offers a model for undertaking such comparisons.

### **Final Note**

Comments, corrections, and suggestions are encouraged and can be sent to:

Director, Court Statistics Project  
National Center for State Courts  
300 Newport Avenue (Zip 23185)  
P.O. Box 8798  
Williamsburg, VA 23187-8798

Phone: (757) 253-2000  
Fax: (757) 220-0449  
Internet: [bostrom@ncsc.dni.us](mailto:bostrom@ncsc.dni.us)

**A**ppendix 2: *Sources of 1996*  
*State Court Caseload Statistics*

# Sources of 1996 State Court Caseload Statistics

State	Courts of Last Resort	Intermediate Appellate	General Jurisdiction	Limited Jurisdiction
Alabama	Alabama Judicial System Annual Report, 1996	Alabama Judicial System Annual Report, 1996	Alabama Judicial System Annual Report, 1996	Alabama Judicial System Annual Report, 1996. Unpublished data were provided by the Municipal Court.
Alaska	Alaska Court System 1996 Annual Report	Alaska Court System 1996 Annual Report	Alaska Court System 1996 Annual Report	Alaska Court System 1996 Annual Report
Arizona	The Arizona Courts Data Report, 1996	The Arizona Courts Data Report, 1996	The Arizona Courts Data Report, 1996	The Arizona Courts Data Report, Limited Jurisdiction, 1996
Arkansas	Statistical Supplement to the 1995-1996 Annual Report of the Arkansas Judiciary	Statistical Supplement to the 1995-1996 Annual Report of the Arkansas Judiciary	Statistical Supplement to the 1995-1996 Annual Report of the Arkansas Judiciary	Statistical Supplement to the 1995-1996 Annual Report of the Arkansas Judiciary
California	Unpublished data were provided by the Administrative Office of the Courts.	Unpublished data were provided by the Administrative Office of the Courts.	Judicial Council of California Annual Data Reference, 1995-1996 Caseload Data	Judicial Council of California Annual Data Reference, 1995-1996 Caseload Data
Colorado	Colorado Judicial Branch Annual Report FY 1996 Statistical Supplement	Colorado Judicial Branch Annual Report FY 1996 Statistical Supplement	Colorado Judicial Branch FY 1996 Annual Report Statistical Supplement	Colorado Judicial Branch FY 1996 Annual Report Statistical Supplement. Unpublished data were provided by Denver County Court.
Connecticut	Unpublished data were provided by the Clerk of the Supreme Court.	Unpublished data were provided by the Clerk of the Appellate Court.	Unpublished data were provided by the Office of the Chief Court Administrator.	Unpublished data were provided by the Office of the Chief Court Administrator.
Delaware	1996 Annual Report of the Delaware Judiciary	_____	1996 Annual Report of the Delaware Judiciary	1996 Annual Report of the Delaware Judiciary
District of Columbia	District of Columbia Courts Annual Report, 1996. Unpublished data were provided by the Office of the Clerk.	_____	District of Columbia Courts Annual Report, 1996. Unpublished data were provided by the Executive Officer.	_____
Florida	Unpublished data were provided by the State Court Administrator and the Clerk of the Supreme Court.	Unpublished data were provided by the State Court Administrator.	Unpublished data were provided by the State Court Administrator.	Unpublished data were provided by the State Court Administrator and the Department of Highways, Safety, and Motor Vehicles.
Georgia	Unpublished data were provided by the Clerk of the Supreme Court.	Unpublished data were provided by the Clerk of the Court of Appeals.	Unpublished data were provided by the State Court Administrator.	Unpublished data were provided by the State Court Administrator.
Hawaii	The Judiciary State of Hawaii: Annual Report July 1, 1995 to June 30, 1996	The Judiciary State of Hawaii: Annual Report July 1, 1995 to June 30, 1996	The Judiciary State of Hawaii: Annual Report July 1, 1995 to June 30, 1996	The Judiciary State of Hawaii: Annual Report July 1, 1995 to June 30, 1996
Idaho	The Idaho Courts Annual Report Appendix, 1996	The Idaho Courts Annual Report Appendix, 1996	The Idaho Courts Annual Report Appendix, 1996	_____
Illinois	Unpublished data were provided by the Clerk of the Supreme Court.	Unpublished data were provided by the Administrative Director of the Courts.	Unpublished data were provided by the Administrative Director of the Courts.	_____
Indiana	1996 Indiana Judicial Report	1996 Indiana Judicial Report	1996 Indiana Judicial Report	1996 Indiana Judicial Report

## Sources of 1996 State Court Caseload Statistics

State	Courts of Last Resort	Intermediate Appellate	General Jurisdiction	Limited Jurisdiction
Iowa	Unpublished data were provided by the Appellate Clerk.	Unpublished data were provided by the Appellate Clerk.	1996 Annual Statistical Report of the Iowa Judicial Department. Unpublished data were provided by the State Court Administrator.	
Kansas	Annual Report of the Courts of Kansas: 1995-1996 FY	Annual Report of the Courts of Kansas: 1995-1996 FY	Annual Report of the Courts of Kansas: 1995-1996 FY	Annual Report of the Kansas Municipal Courts: FY 1996
Kentucky	Unpublished data were provided by the Clerk of the Supreme Court.	Unpublished data were provided by the Clerk of the Court of Appeals.	Unpublished data were provided by the Administrative Director of Courts.	Unpublished data were provided by the Administrative Director of Courts.
Louisiana	Unpublished data were provided by the Clerk of the Supreme Court.	Unpublished data were provided by the Judicial Administrator.	Unpublished data were provided by the Judicial Administrator.	Unpublished data were provided by the Judicial Administrator.
Maine	Maine Judicial Branch Data, FY 1996		Maine Judicial Branch Data, FY 1996	Maine Judicial Branch Data, FY 1996
Maryland	Annual Report of the Maryland Judiciary 1995-1996	Annual Report of the Maryland Judiciary 1995-1996	Annual Report of the Maryland Judiciary 1995-1996. Unpublished data were provided by the Administrative Office of the Courts.	Annual Report of the Maryland Judiciary 1995-1996
Massachusetts	Unpublished data were provided by the Clerk of the Supreme Court.	Unpublished data were provided by the Clerk of the Appeals Court.	FY 1996 Annual Report on the State of the Massachusetts Court System	
Michigan	Unpublished data were provided by the Clerk of the Supreme Court.	Unpublished data were provided by the Clerk of the Court of Appeals.	Unpublished data were provided by the State Court Administrator.	Unpublished data were provided by the State Court Administrator.
Minnesota	Unpublished data were provided by the State Court Administrator.	Unpublished data were provided by the State Court Administrator.	Unpublished data were provided by the State Court Administrator.	
Mississippi	Supreme Court of Mississippi 1996 Annual Report	Supreme Court of Mississippi 1996 Annual Report	Supreme Court of Mississippi 1996 Annual Report	Supreme Court of Mississippi 1996 Annual Report
Missouri	Unpublished data were provided by the State Court Administrator.	Unpublished data were provided by the State Court Administrator.	Unpublished data were provided by the State Court Administrator.	Data were not available.
Montana	Unpublished data were provided by the Clerk of the Supreme Court.		Unpublished data were provided by the State Court Administrator.	Unpublished data were provided by the State Court Administrator.
Nebraska	The Courts of Nebraska 1996 Annual Caseload Report. Additional unpublished data were provided by the State Court Administrator.	The Courts of Nebraska 1996 Annual Caseload Report.	The Courts of Nebraska 1996 Annual Caseload Report. Additional unpublished data were provided by the Administrative Office of the Courts.	The Courts of Nebraska 1996 Annual Caseload Report. Additional unpublished data were provided by the Administrative Office of the Courts.
Nevada	Unpublished data were provided by the Clerk of the Supreme Court.		Unpublished data were provided by the Administrative Director of Courts.	Data were not available.
New Hampshire	Unpublished data were provided by the Clerk of the Supreme Court.		Unpublished data were provided by the Director, Administrative Office of the Courts.	Unpublished data were provided by the Director, Administrative Office of the Courts.

State	Courts of Last Resort	Intermediate Appellate	General Jurisdiction	Limited Jurisdiction
New Jersey	Unpublished data were provided by the Clerk of the Supreme Court.	Unpublished data were provided by the Clerk of the Appellate Court.	NJ Judiciary: Superior Court Caseload Reference Guide, 1992-1996. Unpublished data were provided by the Administrative Director of Courts.	Unpublished data were provided by the Administrative Director of Courts.
New Mexico	New Mexico State Courts, 1996 Annual Report	New Mexico State Courts, 1996 Annual Report	New Mexico State Courts, 1996 Annual Report & Statistical Addendum	New Mexico State Courts, 1996 Annual Report & Statistical Addendum
New York	1996 Annual Report of the Clerk of Court, Court of Appeals of the State of New York. Additional unpublished data were provided by the Clerk.	Unpublished data were provided by the clerks of these courts.	Unpublished data were provided by the Chief Administrator of Courts.	Unpublished data were provided by the Chief Administrator of Courts.
North Carolina	Unpublished data were provided by the Administrative Office of the Courts.	Unpublished data were provided by the Administrative Office of the Courts.	Unpublished data were provided by the Administrative Office of the Courts.	Unpublished data were provided by the Administrative Office of the Courts.
North Dakota	North Dakota Courts Annual Report, 1996. Unpublished data were provided by the Clerk.	North Dakota Courts Annual Report, 1996	North Dakota Courts Annual Report, 1996. Unpublished data were provided by the Administrative Office of the Courts.	North Dakota Courts Annual Report, 1996. Unpublished data were provided by the Administrative Office of the Courts.
Ohio	Unpublished data were provided by the Clerk of the Supreme Court.	Ohio Courts Summary, 1996	Unpublished data were provided by the Administrative Director.	Unpublished data were provided by the Administrative Director.
Oklahoma	State of Oklahoma, The Judiciary: Annual Report FY 1996	State of Oklahoma, The Judiciary: Annual Report FY 1996	State of Oklahoma, The Judiciary: Annual Report FY 1996 and Statistical Appendix	Data were not available.
Oregon	Unpublished data were provided by the Clerk of the Supreme Court.	Unpublished data were provided by the State Court Administrator.	Unpublished data were provided by the State Court Administrator.	Unpublished data were provided by the State Court Administrator.
Pennsylvania	Unpublished data were provided by the Clerk of the Supreme Court.	Superior Court of Pennsylvania Annual Report, 1996. Unpublished data were provided by the clerks of these courts.	Unpublished data were provided by the State Court Administrator.	Unpublished data were provided by the State Court Administrator.
Puerto Rico	Unpublished data were provided by the Office of Courts Administration.	Unpublished data were provided by the Office of Courts Administration.	Unpublished data were provided by the Administrative Director of Courts.	Unpublished data were provided by the Administrative Director of Courts.
Rhode Island	Unpublished data were provided by the Clerk of the Supreme Court.	_____	Unpublished data were provided by the Administrative Office of the Courts.	Unpublished data were provided by the Administrative Office of the Courts.
South Carolina	Unpublished data were provided by the Clerk of the Supreme Court.	Unpublished data were provided by the Clerk of the Court of Appeals.	SC Judicial Department Statistical Summary, 1996. Additional unpublished data were provided.	SC Judicial Department Statistical Summary, 1996.
South Dakota	SD Courts, The State of the Judiciary, 1996. Unpublished data were provided by the Clerk.	_____	SD Courts, The State of the Judiciary and 1996 Annual Report of SD Unified Judicial System	_____
Tennessee	Tennessee Judicial Council Annual Report and Statistical Supplement, 1995-1996. Unpublished data were provided by the Administrative Office of the Courts.	Tennessee Judicial Council Annual Report and Statistical Supplement, 1995-1996. Unpublished data were provided by the Administrative Office of the Courts.	Annual Report of the Tennessee Judiciary, FY 1995-1996. Unpublished data were provided by the Clerks of Probate Court.	State of Tennessee Council of Juvenile and Family Court Judges 1996 Annual Statistical Report.

Sources of 1996 State Court Caseload Statistics

State	Court of Last Resort	Intermediate Appellate	General Jurisdiction	Limited Jurisdiction
Texas	Texas Judicial System Annual Report, FY 1996	Texas Judicial System Annual Report, FY 1996	Texas Judicial System Annual Report, FY 1996	Texas Judicial System Annual Report, FY 1996
Utah	Unpublished data were provided by the Clerk of the Supreme Court.	Unpublished data were provided by the Clerk of the Court of Appeals.	Utah State Courts 1997 Annual Report and FY 1996 Statistical Supplement.	Utah State Courts 1997 Annual Report and FY 1996 Statistical Supplement.
Vermont	Judicial Statistics, State of Vermont for Year Ending June 30, 1996. Unpublished data were provided by the Office of the Court Administrator.		Judicial Statistics, State of Vermont for Year Ending June 30, 1996.	Judicial Statistics, State of Vermont for Year Ending June 30, 1996.
Virginia	Unpublished data were provided by the Office of Court Administration.	Unpublished data were provided by the Office of Court Administration.	Unpublished data were provided by the Administrative Office of the Courts.	Unpublished data were provided by the Administrative Office of the Courts.
Washington	Caseloads of the Courts of Washington 1996	Caseloads of the Courts of Washington 1996	Caseloads of the Courts of Washington 1996	Caseloads of the Courts of Washington 1996
West Virginia	Unpublished data were provided by the Clerk.		Unpublished data were provided by the Administrative Office of the Courts.	Unpublished data were provided by the Administrative Office of the Courts.
Wisconsin	Unpublished data were provided by the Clerk of the Supreme Court.	Unpublished data were provided by the Clerk of the Court of Appeals.	Unpublished data were provided by the Director of State Courts.	Unpublished data were provided by the Director of State Courts.
Wyoming	Unpublished data were provided by the state Court Coordinator.		Unpublished data were provided by the Court Coordinator.	Unpublished data were provided by the Court Coordinator.



**A**ppendix 3: *Prototypes of State Appellate Court  
and Trial Court Statistical Spreadsheets*

# Prototype of State Appellate Court Statistical Spreadsheet

State Name, Court Name  
 Court of last resort or intermediate appellate court  
 Number of divisions/departments, number of authorized justices/judges  
 Total population

	<u>Beginning pending</u>	<u>Filed</u>	<u>Disposed</u>	<u>End pending</u>
<b>MANDATORY JURISDICTION:</b>				
Appeals of final judgments:				
Civil				
Criminal:				
Capital criminal				
Other criminal				
Total criminal				
Juvenile				
Administrative agency				
Unclassified				
Total final judgments				
Other mandatory cases:				
Disciplinary matters				
Original proceedings				
Interlocutory decisions				
Advisory opinions				
Total other mandatory				
Total mandatory cases				
	<u>Filed</u>	<u>Filed Petitions Granted</u>	<u>Disposed</u>	<u>Filed Petitions Granted Disposed</u>
<b>DISCRETIONARY JURISDICTION:</b>				
Petitions of final judgment:				
Civil				
Criminal				
Juvenile				
Administrative agency				
Unclassified				
Total final judgments				
Other discretionary petitions:				
Disciplinary matters				
Original proceedings				
Interlocutory decisions				
Advisory opinions				
Total other discretionary				
Total discretionary cases				
<b>GRAND TOTAL</b>				
<b>OTHER PROCEEDINGS:</b>				
Rehearing/reconsideration requests				
Motions				
Other matters				
Number of supplemental judges/justices				
Number of independent appellate courts at this level				

MANNER OF DISPOSITION

	Predecision disposition (dismissed/ withdrawn/settled)	Opinions		Decision without opinion (memo/order)	Transferred	Other
		Signed opinion	Per curiam opinion			
<b>MANDATORY JURISDICTION:</b>						
Appeals of final judgment						
Civil						
Criminal						
Juvenile						
Administrative agency						
Unclassified						
Other mandatory cases:						
Disciplinary matters						
Original proceedings						
Interlocutory decisions						
Total mandatory jurisdiction cases						
<b>DISCRETIONARY JURISDICTION:</b>						
Petitions of final judgments:						
Civil						
Criminal						
Juvenile						
Administrative agency						
Unclassified						
Other discretionary petitions						
Disciplinary matters						
Original proceedings						
Total discretionary cases						
<b>GRAND TOTAL</b>						

TYPE OF DECISION IN MANDATORY CASES/GRANTED PETITIONS OF FINAL JUDGMENT

	Civil	Criminal	Juvenile	Administrative agency	Other mandatory cases	Total
<b>Opinions:</b>						
Affirmed						
Modified						
Reversed						
Remanded						
Mixed						
Dismissed						
Other						
<b>Total decisions:</b>						
Affirmed						
Modified						
Reversed						
Remanded						
Mixed						
Dismissed						
Other						

TYPE OF DECISION IN OTHER DISCRETIONARY PETITIONS

	Petition granted	Petition denied	Other
<b>Other discretionary petitions:</b>			
Disciplinary matters			
Original proceedings			
Total discretionary jurisdiction cases			

TIME INTERVAL DATA (MONTH/DAYS)

	Notice of appeal or ready for hearing			Ready for hearing or under advisement (submitted or oral argument completed)			Under advisement (submitted or oral argument completed) to decision			Notice of appeal to decision		
	Number of cases	Mean	Median	Number of cases	Mean	Median	Number of cases	Mean	Median	Number of cases	Mean	Median
<b>MANDATORY JURISDICTION:</b>												
Appeals of final judgment												
Civil												
Criminal												
Juvenile												
Administrative agency												
Unclassified												
Other mandatory cases												
Disciplinary matters												
Original proceedings												
Interlocutory decisions												
Total mandatory jurisdiction cases												
<b>DISCRETIONARY JURISDICTION:</b>												
Petitions of final judgments												
Civil												
Criminal												
Juvenile												
Administrative agency												
Unclassified												
Other discretionary petitions												
Disciplinary matters												
Original proceedings												
Interlocutory decisions												
Advisory opinions												
Total discretionary jurisdiction cases												
<b>GRAND TOTAL</b>												

AGE OF PENDING CASELOAD (DAYS)

	Not ready for hearing									Ready for hearing			Submitted or oral argument completed
	Awaiting court reporter's transcript			Awaiting appellant's brief			Awaiting respondent's brief						
	0-60 days	61-120 days	over 120 days	0-60 days	61-120 days	over 120 days	0-60 days	61-120 days	over 120 days	0-60 days	61-120 days	over 120 days	Average age of pending caseload
<b>MANDATORY JURISDICTION:</b>													
Appeals of final judgment													
Civil													
Criminal													
Juvenile													
Administrative agency													
Unclassified													
Other mandatory cases													
Disciplinary matters													
Original proceedings													
Interlocutory decisions													
Total mandatory jurisdiction cases													
<b>DISCRETIONARY JURISDICTION:</b>													
Petitions of final judgments													
Civil													
Criminal													
Juvenile													
Administrative agency													
Unclassified													
Other discretionary petitions													
Disciplinary matters													
Original proceedings													
Interlocutory decisions													
Advisory opinions													
Total discretionary jurisdiction cases													
<b>GRAND TOTAL</b>													

# Prototype of State Trial Court Statistical Spreadsheet

---

State Name, Court Name  
 Court of general jurisdiction or court of limited jurisdiction  
 Number of circuits or districts, number of judges  
 Total population

	<u>Beginning Pending</u>	<u>Filed</u>	<u>Disposed</u>	<u>End Pending</u>
<b>CIVIL:</b>				
Tort:				
Auto tort				
Product liability				
Medical malpractice				
Unclassified tort				
Miscellaneous tort				
Total Tort				
Contract				
Real property rights				
Small claims				
Domestic relations:				
Marriage dissolution				
Support/custody				
Interstate support				
Adoption				
Paternity				
Domestic violence				
Miscellaneous				
Unclassified				
Total domestic relations				
Estate:				
Probate/wills/intestate				
Guardianship/conservatorship/trusteeship				
Miscellaneous estate				
Unclassified estate				
Total estate				
Mental health				
Appeal:				
Appeal of administrative agency case				
Appeal of trial court case				
Total civil appeals				
Miscellaneous civil				
Unclassified civil				
Total civil				
<b>CRIMINAL:</b>				
Felony				
Misdemeanor				
DWI/DUI				
Appeal				
Miscellaneous criminal				
Unclassified criminal				
Total Criminal				
<b>TRAFFIC/OTHER VIOLATION:</b>				
Moving traffic violation				
Ordinance violation				
Parking violation				
Miscellaneous traffic				
Unclassified traffic				
Total traffic/other violation				

---

	<u>Beginning Pending</u>	<u>Filed</u>	<u>Disposed</u>	<u>End Pending</u>
JUVENILE:				
Criminal-type petition				
Status offense				
Child-victim petition				
Miscellaneous juvenile				
Unclassified juvenile				
Total juvenile				

GRAND TOTAL

Drug cases

OTHER PROCEEDINGS:

- Postconviction remedy
- Preliminary hearings
- Sentence review only
- Extraordinary writs
- Total other proceedings

MANNER OF CIVIL DISPOSITIONS

	<u>Uncontested/ Default</u>	<u>Dismissed</u>	<u>Withdrawn</u>	<u>Settled</u>	<u>Transferred</u>	<u>Arbitration</u>	<u>Total</u>
CIVIL:							
Tort:							
Auto tort							
Product liability							
Medical malpractice							
Unclassified tort							
Miscellaneous tort							
Total Tort							
Contract							
Real property rights							
Small claims							
Domestic relations:							
Marriage dissolution							
Support/custody							
Interstate support							
Adoption							
Paternity							
Domestic violence							
Miscellaneous							
Unclassified							
Total domestic relations							
Estate:							
Probate/wills/intestate							
Guardianship/conservatorship							
/trusteeship							
Miscellaneous estate							
Unclassified estate							
Total estate							
Mental health							
Appeal:							
Appeal of administrative agency case							
Appeal of trial court case							
Total civil appeals							
Miscellaneous civil							
Unclassified civil							
Total civil							

MANNER OF CRIMINAL DISPOSITIONS AND TYPE OF DECISION

	<u>Felony</u>	<u>Misdemeanor</u>	<u>DWI/DUI</u>	<u>Appeal</u>	<u>Miscellaneous criminal</u>	<u>Total</u>
Jury trial:						
Conviction						
Guilty plea						
Acquittal						
Dismissed						
Nonjury trial:						
Conviction						
Guilty plea						
Acquittal						
Dismissed						
Dismissed/nolle prosequi						
Bail forfeiture						
Bound over						
Transferred						
Other						
Total dispositions						

MANNER OF TRAFFIC/OTHER VIOLATION DISPOSITIONS AND TYPE OF DECISION

	<u>Moving traffic violation</u>	<u>Ordinance violation</u>	<u>Parking violation</u>	<u>Miscellaneous traffic violation</u>	<u>Total</u>
Jury trial:					
Conviction					
Guilty plea					
Acquittal					
Dismissed					
Nonjury trial:					
Conviction					
Guilty plea					
Acquittal					
Dismissed					
Dismissed/nolle prosequi					
Bail forfeiture					
Parking fines					
Transferred					
Other					
Total dispositions					



MANNER OF DISPOSITION: TRIALS

	Trial				Trial		
	Jury	Nonjury	Total		Jury	Nonjury	Total
CIVIL:				CRIMINAL:			
Tort:				Felony			
Auto tort				Misdemeanor			
Product liability				DWI/DUI			
Medical malpractice				Appeal			
Unclassified tort				Miscellaneous criminal			
Miscellaneous tort				Unclassified criminal			
Total Tort				Total criminal			
Contract				TRAFFIC/OTHER VIOLATION:			
Real property rights				Moving traffic violation			
Small claims				Ordinance violation			
Domestic relations:				Parking violation			
Marriage dissolution				Miscellaneous traffic			
Support/custody				Unclassified traffic			
Interstate support				Total traffic/other violation			
Adoption				JUVENILE:			
Paternity				Criminal-type petition			
Domestic violence				Status offense			
Miscellaneous				Child-victim petition			
Unclassified				Miscellaneous juvenile			
Total domestic relations				Unclassified juvenile			
Estate:				Total juvenile			
Probate/wills/intestate				GRANDTOTAL			
Guardianship/conservatorship							
/trusteeship							
Miscellaneous estate							
Unclassified estate							
Total estate							
Mental health							
Appeal:							
Appeal of administrative agency case							
Appeal of trial court case							
Total civil appeals							
Miscellaneous civil							
Unclassified civil							
Total civil							

Prototype of State Trial Court Statistical Spreadsheet

---

	AGE OF PENDING CASELOAD (DAYS)							Average age of pending cases
	<u>0-30 days</u>	<u>31-60 days</u>	<u>61-90 days</u>	<u>91-180 days</u>	<u>181-360 days</u>	<u>361-720 days</u>	<u>over 720 days</u>	
CIVIL:								
Tort:								
Auto tort								
Product liability								
Medical malpractice								
Unclassified tort								
Miscellaneous tort								
Total Tort								
Contract								
Real property rights								
Small claims								
Domestic relations:								
Marriage dissolution								
Support/custody								
Interstate support								
Adoption								
Paternity								
Domestic violence								
Miscellaneous								
Unclassified								
Total domestic relations								
Estate:								
Probate/wills/intestate								
Guardianship/conservatorship/trusteeship								
Miscellaneous estate								
Unclassified estate								
Total estate								
Mental health								
Appeal:								
Appeal of administrative agency case								
Appeal of trial court case								
Total civil appeals								
Miscellaneous civil								
Unclassified civil								
Total civil								

AGE OF PENDING CASELOAD (DAYS)

	<u>0-30</u> <u>days</u>	<u>31-60</u> <u>days</u>	<u>61-90</u> <u>days</u>	<u>91-180</u> <u>days</u>	<u>181-360</u> <u>days</u>	<u>361-720</u> <u>days</u>	<u>over 720</u> <u>days</u>	<u>Average age</u> <u>of pending cases</u>
<b>CRIMINAL:</b>								
Felony								
Misdemeanor								
DWI/DUI								
Appeal								
Miscellaneous criminal								
Unclassified criminal								
Total criminal								
<b>TRAFFIC/OTHER VIOLATION:</b>								
Moving traffic violation								
Ordinance violation								
Parking violation								
Miscellaneous traffic								
Unclassified traffic								
Total traffic/other violation								
<b>JUVENILE:</b>								
Criminal-type petition								
Status offense								
Child-victim petition								
Miscellaneous juvenile								
Unclassified juvenile								
Total juvenile								
<b>GRAND TOTAL</b>								
Drug cases								
<b>OTHER PROCEEDINGS:</b>								
Postconviction remedy								
Preliminary hearings								
Sentence review only								
Extraordinary writs								
Total other proceedings								

# **A**ppendix 4: *State Populations*

# State Populations

## Resident Population, 1996

State or territory	Population (in thousands)		
	1996 Juvenile	1996 Adult	1996 Total
Alabama .....	1,076	3,197	4,273
Alaska .....	184	423	607
Arizona .....	1,150	3,278	4,428
Arkansas .....	660	1,850	2,510
California .....	8,866	23,012	31,878
Colorado .....	998	2,825	3,823
Connecticut .....	798	2,476	3,274
Delaware .....	176	549	725
District of Columbia .....	109	434	543
Florida .....	3,423	10,977	14,400
Georgia .....	1,952	5,401	7,353
Hawaii .....	307	877	1,184
Idaho .....	348	841	1,189
Illinois .....	3,156	8,691	11,847
Indiana .....	1,499	4,342	5,841
Iowa .....	719	2,133	2,852
Kansas .....	687	1,885	2,572
Kentucky .....	969	2,915	3,884
Louisiana .....	1,234	3,117	4,351
Maine .....	299	944	1,243
Maryland .....	1,286	3,786	5,072
Massachusetts .....	1,422	4,670	6,092
Michigan .....	2,537	7,057	9,594
Minnesota .....	1,247	3,411	4,658
Mississippi .....	756	1,960	2,716
Missouri .....	1,394	3,965	5,359
Montana .....	233	646	879
Nebraska .....	442	1,210	1,652
Nevada .....	417	1,186	1,603
New Hampshire .....	296	866	1,162
New Jersey .....	1,987	6,001	7,988
New Mexico .....	501	1,212	1,713
New York .....	4,541	13,644	18,185
North Carolina .....	1,834	5,489	7,323
North Dakota .....	170	475	645
Ohio .....	2,848	8,325	11,173
Oklahoma .....	881	2,420	3,301
Oregon .....	809	2,395	3,204
Pennsylvania .....	2,895	9,161	12,056
Puerto Rico .....	1,148	2,585	3,733

State Populations

---

Resident Population, 1996 (Continued)

State or territory	Population (in thousands)		
	1996 Juvenile	1996 Adult	1996 Total
Rhode Island .....	235	755	990
South Carolina .....	938	2,761	3,699
South Dakota .....	204	528	732
Tennessee .....	1,322	3,998	5,320
Texas .....	5,452	13,676	19,128
Utah .....	679	1,321	2,000
Vermont .....	147	442	589
Virginia .....	1,632	5,043	6,675
Washington .....	1,437	4,096	5,533
West Virginia .....	422	1,404	1,826
Wisconsin .....	1,343	3,817	5,160
Wyoming .....	133	348	481

Source: U.S. Bureau of the Census, 1997.

## Total State Population for Trend Tables, 1987-96

State or territory	Population (in thousands)									
	1987	1988	1989	1990	1991	1992	1993	1994	1995	1996
Alabama	4,083	4,103	4,119	4,041	4,089	4,136	4,187	4,219	4,253	4,273
Alaska	525	523	527	550	570	587	599	606	603	607
Arizona	3,386	3,489	3,557	3,665	3,750	3,832	3,936	4,075	4,218	4,428
Arkansas	2,388	2,394	2,407	2,351	2,372	2,399	2,424	2,453	2,484	2,510
California	27,663	28,315	29,064	29,760	30,380	30,867	31,211	31,431	31,590	31,878
Colorado	3,296	3,301	3,316	3,294	3,377	3,470	3,566	3,656	3,746	3,823
Connecticut	3,211	3,235	3,239	3,287	3,291	3,281	3,277	3,275	3,275	3,274
Delaware	644	660	672	666	680	689	700	707	717	725
District of Columbia	622	618	604	607	598	589	578	570	555	543
Florida	12,023	12,335	12,671	12,938	13,277	13,488	13,679	13,953	14,165	14,400
Georgia	6,222	6,342	6,436	6,478	6,623	6,751	6,917	7,055	7,201	7,353
Hawaii	1,083	1,099	1,112	1,108	1,135	1,160	1,172	1,178	1,187	1,184
Idaho	998	1,003	1,014	1,007	1,039	1,067	1,099	1,133	1,163	1,189
Illinois	11,582	11,612	11,658	11,431	11,543	11,631	11,697	11,751	11,830	11,847
Indiana	5,531	5,555	5,593	5,544	5,610	5,622	5,713	5,752	5,803	5,841
Iowa	2,834	2,834	2,838	2,777	2,795	2,812	2,814	2,829	2,842	2,852
Kansas	2,476	2,495	2,513	2,478	2,495	2,523	2,531	2,554	2,566	2,572
Kentucky	3,727	3,726	3,727	3,685	3,713	3,755	3,789	3,827	3,861	3,884
Louisiana	4,461	4,407	4,383	4,220	4,252	4,287	4,295	4,315	4,342	4,351
Maine	1,187	1,205	1,222	1,228	1,235	1,235	1,239	1,241	1,241	1,243
Maryland	4,535	4,624	4,694	4,781	4,860	4,908	4,965	5,006	5,042	5,072
Massachusetts	5,855	5,888	5,912	6,016	5,996	5,988	6,012	6,041	6,074	6,092
Michigan	9,200	9,239	9,274	9,295	9,368	9,437	9,478	9,496	9,549	9,594
Minnesota	4,246	4,307	4,352	4,375	4,432	4,480	4,517	4,567	4,609	4,658
Mississippi	2,625	2,620	2,621	2,573	2,592	2,614	2,643	2,669	2,697	2,716
Missouri	5,103	5,142	5,160	5,117	5,158	5,193	5,234	5,278	5,324	5,359
Montana	809	805	805	799	808	824	839	856	870	879
Nebraska	1,594	1,602	1,611	1,578	1,593	1,606	1,607	1,623	1,637	1,652
Nevada	1,007	1,054	1,109	1,202	1,284	1,327	1,389	1,457	1,531	1,603
New Hampshire	1,057	1,086	1,106	1,109	1,105	1,111	1,125	1,137	1,148	1,162
New Jersey	7,672	7,720	7,736	7,730	7,760	7,789	7,879	7,903	7,946	7,988
New Mexico	1,500	1,506	1,528	1,515	1,548	1,581	1,616	1,653	1,685	1,713
New York	17,825	17,910	17,950	17,990	18,058	18,119	18,197	18,169	18,136	18,185
North Carolina	6,413	6,490	6,570	6,629	6,737	6,843	6,945	7,070	7,195	7,323
North Dakota	672	667	661	639	635	636	635	638	641	645
Ohio	10,784	10,855	10,908	10,847	10,939	11,016	11,091	11,102	11,151	11,173
Oklahoma	3,272	3,241	3,223	3,146	3,175	3,212	3,231	3,258	3,278	3,301
Oregon	2,724	2,766	2,820	2,842	2,922	2,977	3,032	3,086	3,141	3,204
Pennsylvania	11,936	12,001	12,039	11,882	11,961	12,009	12,048	12,053	12,072	12,056
Puerto Rico	3,274	3,294	3,291	3,521	3,522	3,522	3,622	3,686	3,719	3,733
Rhode Island	986	993	996	1,003	1,004	1,005	1,000	997	990	990
South Carolina	3,425	3,471	3,512	3,487	3,560	3,603	3,643	3,664	3,673	3,699
South Dakota	709	713	716	696	703	711	715	721	729	732
Tennessee	4,855	4,896	4,939	4,877	4,953	5,024	5,099	5,175	5,256	5,320
Texas	16,789	16,840	16,991	16,987	17,349	17,656	18,031	18,378	18,724	19,128
Utah	1,680	1,688	1,707	1,723	1,770	1,813	1,860	1,908	1,952	2,000
Vermont	548	557	566	563	567	570	576	581	585	589
Virginia	5,904	6,016	6,097	6,187	6,286	6,377	6,491	6,552	6,619	6,675
Washington	4,538	4,648	4,760	4,867	5,018	5,136	5,255	5,343	5,431	5,533
West Virginia	1,897	1,876	1,857	1,793	1,801	1,812	1,820	1,822	1,828	1,826
Wisconsin	4,807	4,854	4,867	4,892	4,955	5,007	5,038	5,081	5,123	5,160
Wyoming	490	479	474	454	460	466	470	476	480	481
<b>TOTAL</b>	<b>246,673</b>	<b>249,099</b>	<b>251,524</b>	<b>252,230</b>	<b>255,703</b>	<b>258,553</b>	<b>257,904</b>	<b>264,026</b>	<b>266,477</b>	<b>269,018</b>

Source: U.S. Bureau of the Census, 1997.

# State Court Organization 1993

---

## Contents

### Part I: Courts and Judges

1. Appellate Courts in the United States
2. Appellate Court Judges
3. Trial Courts and Trial Court Judges of the United States

### Part II: Judicial Selection and Service

4. Selection and Terms of Appellate Court Judges
5. Qualifications to Serve as an Appellate Court Judge
6. Selection and Terms of Trial Court Judges
7. Qualifications to Serve as a Trial Court Judge
8. Judicial Nominating Commissions
9. Provisions for Mandatory Judicial Education
10. Funding Sources for Mandatory Judicial Education
11. Judicial Performance Evaluation
12. Judicial Discipline: Investigating and Adjudicating Bodies

### Part III: The Judicial Branch: Governance, Funding, and Administration

13. Governance of the Judicial Branch
14. The Rule Making Authority of Courts of Last Resort by Specific Areas
15. Judicial Councils and Conferences: Composition and Function
16. Preparation and Submission of the Judicial Branch Budget
17. Sources of Trial Court Funding by Expenditure Items
18. Administrative Office of the Courts: Trial Court Responsibilities and Staffing by Function
19. State/Federal Judicial Councils
20. Statistical Reporting Requirements

### Part IV: Appellate Courts: Jurisdiction, Staffing, and Procedures

21. Clerks of Appellate Courts: Numbers and Method of Selection
22. Direct Staff Support to Appellate Court Judges
23. Mandatory and discretionary Jurisdiction of Appellate Courts

24. Type of Court Hearing Administrative Agency Appeals
25. Case Selection and Panel Structure in Appellate Courts
26. Expediting Procedures in Appellate Courts
27. Special Calendars in Appellate Courts
28. Limitations on Oral Argument in Appellate Courts

### Part V: Trial Court Administration and Procedures

29. Clerks of Court: Selection, Numbers, Terms of Office, and Funding
30. The Number of Trial Court Administrators
31. Making the Trial Record: Electronic Recording of Trial Proceedings
32. The Use of Cameras in Trial and Appellate Courts
33. Tribal Courts

### Part VI: The Jury

34. Trial Juries: Qualifications and Source Lists for Juror Service
35. Trial Juries: Exemptions, Excusals, and Fees
36. Trial Juries: Who Conducts Voir Dire and Allocation of Peremptory Challenges
37. Trial Juries: Size and Verdict Rules
38. Grand Juries: Composition and Functions

### Part VII: The Sentencing Context

39. Sentencing Statutes: Key Definitions and Provisions for Sentence Enhancement
40. Jurisdiction for Adjudication and Sentencing of Felony Cases
41. Sentencing Procedures and Guidelines in Non-Capital Cases
42. Sentencing Procedures in Death Penalty Cases
43. The Availability of Intermediate Sanctions
44. Sentencing Commissions and Sentencing Guidelines
45. Collateral Consequences of a Felony Conviction
46. Characteristics of "RICO" Statutes
47. Good Time Accumulation and Parole

### Part VIII: Court Structure Charts

---

*State Court Organization 1993* is available from the National Center for State Courts for the cost of shipping and handling (\$5.00 for single copies). To order your copy, fax your request to 802/864-7626.