

National Center for State Courts



3 4185 00003635 9

State Court Caseload Statistics, 1997

Supplement to Examining the Work of State Courts, 1997

State Court Structures

Jurisdiction and Reporting Practices

State Court Caseloads

Court Statistics Project Methodology

NCSC
KF
180
C74
1997
c.2

State Court Caseload Statistics, 1997

Supplement to Examining the Work of State Courts, 1997

Compiled by Carol R. Flango, Margaret J. Fonner, and Karen Gillions Way

Court Statistics Project Staff

Brian J. Ostrom
Director

Fred Cheesman
Research Associate

Carol R. Flango
Research Associate

Ann M. Jones
Research Associate

Neal B. Kauder
Consultant, Visual Research

Robert C. LaFountain
Research Analyst

Karen Gillions Way
Research Analyst

Margaret J. Fonner
Program Specialist

Library
National Center for State Courts
300 Newport Ave.
Williamsburg, VA 23187-8798

A joint project of the Conference of State Court Administrators,
the State Justice Institute, the Bureau of Justice Statistics,
and the National Center for State Courts' Court Statistics Project.

rec'd 2-16-99

Copyright 1998
National Center for State Courts
ISBN 0-89656-195-X
NCSC Publication Number R-211

Suggested Citation:
Court Statistics Project, *State Court Caseload Statistics, 1997*
(National Center for State Courts 1998)

This report was developed under Grant SJI-91-N-007-O98-1 from the State Justice Institute and the Bureau of Justice Statistics. Points of view are those of the authors and do not necessarily represent the official position or policies of the State Justice Institute or the Bureau of Justice Statistics.

Conference of State Court Administrators' Court Statistics Committee

Hugh M. Collins (1982 to present), Cochairman, Judicial Administrator, Louisiana
J. Denis Moran (1983 to present), Cochairman, Director of State Courts, Wisconsin
John A. Clarke (1988 to present), Executive Officer/Clerk, Los Angeles Superior Court
Howard W. Conyers (1990 to present), Administrative Director of the Courts, Oklahoma
Robert L. Doss, Jr. (1990 to present), Administrative Director of the Courts, Georgia
Marc Galanter (1986 to present), Evjue-Bascom Professor of Law, University of Wisconsin
Daniel J. Hall (1990 to present), Director of Planning and Analysis, Office of the State Court Administrator, Colorado
Judge Aaron Ment (1991 to present), Chief Court Administrator, Connecticut
William J. O'Brien (1994 to present), State Court Administrator, Iowa
John T. Olivier (1991 to present), Clerk, Supreme Court of Louisiana
Howard P. Schwartz (1992 to present), Judicial Administrator, Kansas
Robert Wessels (1995 to present), Court Manager, County Criminal Courts at Law, Houston, Texas

National Center for State Courts' Board of Directors

Warren E. Burger, *Honorary Chairman* (1971-1995), Chief Justice of the United States
Chief Justice David A. Brock, Chairperson, Supreme Court of New Hampshire
Chief Justice E. Norman Veasey, Chairperson-Elect, Supreme Court of Delaware
William C. Vickrey, Vice-Chairperson, State Court Administrator, Supreme Court of California
Judge Roberto A. Arias, Duval County, Jacksonville, Florida
Byron Attridge, King and Spalding, Atlanta, Georgia
Justice Carl O. Bradford, Maine Superior Court
Chief Judge Kevin S. Burke, Hennepin County District Court, Minnesota
Howard W. Conyers, Administrative Director, Supreme Court of Oklahoma
Justice William Cousins, Illinois Appellate Court
Justice Ann K. Covington, Supreme Court of Missouri
Sheila Gonzalez, Ventura Superior Municipal Courts, California
Gordon M. Griller, Court Administrator, Maricopa County Superior Court, Arizona
Judge William G. Kelly, District Court, Michigan
Judge Thelma Wyatt Cummings Moore, Superior Court of Fulton County, Georgia
William G. Paul, Sr., Director, Crowe & Dunlevy, Oklahoma City, Oklahoma
Chief Justice Thomas R. Phillips, Supreme Court of Texas
John Siegenthaler, Vanderbilt University, Nashville, Tennessee
Stephan W. Stover, Administrative Director, Supreme Court of Ohio
Nancy M. Sobolevitch, Court Administrator, Supreme Court of Pennsylvania
Judge Sandra Ann Thompson, Los Angeles Municipal Court, Torrance, California
Chief Justice Gerald W. Vandewalle, Supreme Court of North Dakota
Ruth Walsh McIntyre, Seattle, Washington
Roger K. Warren, President, National Center for State Courts
Robert Wessels, Court Manager, County Criminal Courts at Law, Houston, Texas

Acknowledgments

The members of the Court Statistics Project (CSP) gratefully acknowledge assistance and guidance from throughout the state court community. Our main debt of gratitude is to the state court administrators, the appellate court clerks, and their staffs who have provided the bulk of the information included in *Examining the Work of State Courts, 1997* and *State Court Caseload Statistics, 1997*. They have been consistently patient and helpful in answering written and telephone inquiries for more data or for explanations of the data provided. We owe a special debt of gratitude to the staff members of the administrative offices of the courts and of the appellate courts who serve as contact persons between their offices and the Court Statistics Project.

The content and design of all products produced by the CSP benefit greatly from the guidance of the 12 members of the Conference of State Court Administrators' Court Statistics Committee. The committee members have given generously of their time, talent, and experience, and their participation has been invaluable to project staff.

The Court Statistics Project is funded through the generous support of the State Justice Institute and the Bureau of Justice Statistics. It should be noted that the points of view stated in *Examining the Work of State Courts, 1997* and *State Court Caseload Statistics, 1997* are those of the authors and do not necessarily represent the policies of either agency. However, the authors wish to acknowledge the guidance and support provided by Pamela Bulloch, the project monitor at the State Justice Institute.

The publications of the Court Statistics Project benefit greatly from the careful editing of Dawn Spinozza.

Responsibility for the information and the analysis reported in this document rests fully with the Court Statistics Project staff. The more general responsibility for developing the CSP products and promoting improvements to court statistics is shared with the National Center for State Courts' management and the COSCA Court Statistics Committee.

Preface

The Court Statistics Project makes information available in three distinct formats that we believe best serve the needs of the project's constituents. *State Court Caseload Statistics, 1997* is designed to provide specific information about particular court systems. This volume offers all interested parties high-quality, baseline information on state court structure, jurisdiction, reporting practices, and caseload volume and trends. The information assembled in this product will be especially helpful to people interested in doing their own cross-state comparisons or in examining the implications of caseload volume on the work and resource needs of specific state courts. For those wishing to brush up on the uses of these data, the Introduction provides an overview of applications, ingredients, and interpretation of state court caseload statistics. This information is also available through the Inter-University Consortium or to anyone who requests a copy of the publication from the Court Statistics Project.

A second publication, *Examining the Work of State Courts, 1997*, provides a readable overview, with easy-to-understand graphics and tables, of current state court activity and trends. The goal of this work is to provide a comprehensive yet nontechnical presentation of the demands currently being placed on state courts and the evolution of caseloads over time. Judges, policymakers, and practitioners will find this document useful for a range of planning and research needs, as well as for gaining a greater appreciation for the business of state courts.

Finally, the *State Court Organization* series, provides an exhaustive compilation of information on state court structure and operations. The latest volume, the fourth in the series, complements, and extends the information on court jurisdiction and reporting practices provided here. The newest edition will cover most of the topics included in the 1993 edition, but will also cover new topics as well. Notable additions are tables on court automation, specialized courts, the administrative authority of presiding trial court judges, and the processing of domestic violence cases. A tentative table of contents for *State Court Organization, 1998* is reprinted at the back of this volume.

Introduction

Using State Court Caseload Statistics

This introduction provides an overview of the uses, ingredients, and interpretation of state court caseload statistics. This examination is offered at a time of significant improvements in the quality of court statistics in general and in the comparability of those statistics across the states in particular. To help realize the potential of caseload statistics, this document considers three main questions: Why are caseload statistics useful? What are their ingredients? How can they address practical problems?

This is not a “technical” document. Although it is assumed that the reader has an interest in what courts are doing, there is no expectation of statistical expertise. Moreover, virtually all courts and states currently possess the information required to use caseload statistics. A count of the number of cases filed and disposed by month, quarter, or year is all that is needed to get started. Part of the message, however, is that with a small additional investment in effort, the potential exists to appreciably enhance a court’s capacity to identify and solve emerging problems and to present the case for the court system’s achievements and resource needs authoritatively.

Why Are Caseload Statistics Useful?

Argued in abstract, caseload statistics are important because they are analogous to the financial information business firms use to organize their operations. Because a court case is the one common unit of measurement available to all court managers, caseload statistics are the single best way to describe what courts are doing currently and to predict what they will do.

The pragmatic justification for caseload statistics is more compelling. Few would argue that the state courts are currently funded at a generous level. State budget offices routinely cast a cold eye on requests for additional judgeships, court support staff, or court facilities. Because the executive and legislative branches of the government are sophisticated producers and consumers of statistics, comparable expertise is needed by the judicial branch. Skillfully deployed caseload statistics provide powerful evidence for justifying claims to needed resources.

In response to perceived difficulties in using caseload statistics, it must be noted that they are simply counts of court activity. They are not inherently complex or obscure. The day-to-day activities of most court systems can generate the basic information that translates into caseload statistics. No extraordinary effort is required.

Like other statistics, however, caseload statistics are susceptible to twists and turns that can mislead or distort. Those twists and turns become particularly troublesome when comparisons are made across courts in any one state or among states. Yet, valid comparisons are potentially powerful tools for managing a court system, for determining and justifying the need for additional resources, and for planning.

The secret language of statistics, so appealing in a fact-minded culture, is employed to sensationalize, confuse, and oversimplify. Statistical methods and statistical terms are necessary in reporting the mass data of social and economic trends, business conditions, “opinion” polls, the census. But without writers who use the words with honesty and understanding and readers who know what they mean, the results can be . . . nonsense.¹

¹ Darrell Huff, *How to Lie with Statistics* (New York: W. W. Horton, 1954), p.8.

Frequent reference is made throughout this report to a model approach for collecting and using caseload information.² The Conference of State Court Administrators (COSCA) and the National Center for State Courts (NCSC) jointly developed that approach over the last 19 years. The key to the approach is comparison: comparison among states and comparison over time. The COSCA/NCSC approach makes comparison possible, although at times it highlights some aspects that remain problematic when building a comprehensive statistical profile of the work of state appellate and trial courts nationally.

What Are the Ingredients of Caseload Statistics?

Five types of information are required for efficient caseload statistics: (1) counts of pending, filed, and disposed cases; (2) the method by which the count is taken (i.e., the unit of count that constitutes a case and the point at which the count is taken); (3) the composition of the counting categories (the specific types of cases that are included); (4) court structure and jurisdiction to decide cases; and (5) statistical adjustments that enhance the comparability and usefulness of case counts.

Counts are taken of the number of cases that are pending at the start of a reporting period, the number of cases filed during the period, the number of cases disposed during the period, and the number of cases left pending at the end of the period. Counts of caseloads are typically organized according to the major types of cases (civil, criminal, juvenile, traffic/other ordinance violations). However, there is still only limited uniformity among the states in the degree of detail or the specific case categories used despite the direction offered by the *State Court Model Statistical Dictionary*.

Methods for taking counts vary. The greatest variation occurs in what, precisely, a court counts as a case. Some courts actually count the number of a particular kind of document, such as an indictment in a criminal case. There is also variation in the point in the litigation process when the count is taken. For example, some appellate courts count cases when the notice of appeal is filed, others when the trial court record is filed, and still others when both the trial record and briefs are filed with the court.

Composition refers to the construction of caseload reporting categories that contain similar types of cases for which counts are taken of pending, filed, or disposed cases. Once a standard is defined for the types of cases that belong in a category, it becomes possible to compare court caseloads. The standard adopted by the Court Statistics Project is defined in the *State Court Model Statistical Dictionary*.

A count can be complete, meaning that it includes all of the types of cases in the definition; incomplete in that it omits some case types that should be included; overinclusive in that it includes some case types that should not be included; or both incomplete and overinclusive. For instance, the model approach treats an accusation of driving while intoxicated (DWI/DUI) as part of a court's criminal caseload. If a state includes such offenses with traffic cases rather than criminal cases, the criminal caseload statistics will be incomplete and the traffic caseload statistics will be overinclusive.

² The current status of that approach is elaborated in the *State Court Model Statistical Dictionary* (1989 edition).

Court structure and jurisdiction to decide cases indicate whether a court includes all of the relevant cases for a given locality or state. Two or more courts in a jurisdiction may share the authority to decide a particular type of case. Thus, in many states, both a court of general jurisdiction and a court of limited jurisdiction may hear misdemeanor cases. Similarly, complaints in torts or contracts below a set maximum dollar amount can often be filed in either court.

In some courts, jurisdiction is restricted to specific proceedings. An example is a preliminary hearing in a lower court to determine whether a defendant should be bound over for trial in the court of general jurisdiction.

Information on court structure and jurisdiction is therefore essential to the use of any state's caseload statistics. Each state has established various levels and types of courts. The lack of uniformity in court structure and jurisdiction even extends to the names given to the courts of various levels. The supreme court in most states is the court of last resort, the appellate court with final jurisdiction over all appeals within the state. In New York, however, the title supreme court denotes the main general jurisdiction trial court. A knowledge of court structure and jurisdiction is necessary before one can determine whether like is being compared to like.

Adjustments help make counts of cases more interpretable. Case filings per 100,000 population provide a standard measure of caseload levels that adjusts for differences in population among the states. The number of case dispositions as a percentage of case filings in a given time period offers a clearance rate, a summary measure of whether a court or state is keeping up with its incoming caseload. The number of case filings or case dispositions per judge is a useful expression of the workload confronting a court.

Such simple adjustments transform counts of cases into comparable measures of court activity. It is also possible to make adjustments to counts of cases to estimate the impact of missing information or to make allowances for differences in methods of count used by state courts. Other calculations reveal important aspects of court activity. For example, the percentage of petitions granted by an appellate court indicates how many cases will be heard on the merits, which require briefing and oral arguments or other steps that create substantial demands on court time and resources.

How Should Caseload Statistics Be Used to Solve Problems?

Caseload statistics can form a response to certain types of problems that courts face. One set of problems relates to the volume of cases that a court must hear and to the composition of that caseload. Drug cases offer an example. Have drug filings risen more rapidly than other types of criminal cases? Are drug cases more likely to be disposed at trial than other felonies? Do they take longer to resolve in the trial court? How common is it for drug cases to be appealed? How does the trend in drug filings in one section of the country compare with trends in other regions?

A related set of problems revolves around the adequacy of court resources. How many cases are typically handled by a judge in the state courts? As caseloads continue to rise, have judicial resources kept pace? Is the provision of judicial support staff in one state adequate when compared to the staff in another state with comparable filings or dispositions per judge?

A third set of problems relates to the pace of litigation. Are more new cases being filed annually than the court is disposing during the year, thus increasing the size of the pending caseload? How long do cases take to be resolved in the trial court? In the appellate court? What proportion of cases are disposed of within the court's or American Bar Association's time standards?

The model approach developed by COSCA and the NCSC answers such questions. Virtually all states, as well as many individual trial courts, publish their caseload statistics in annual reports. Yet the diverse methods that states employ to collect information on caseloads restrict the usefulness of the resulting information. It may seem as if courts in one state use the mark, others the yen, and still others the dollar. This approach looks at how caseload information can be organized nationally to address problems facing state court systems and individual courts.

Comparability

The caseload statistics from each state are collated into a coherent, comprehensive summary of all state court activity and published annually by the Court Statistics Project. The report contains tables, charts, and figures that are often lengthy and crowded with symbols and explanatory matter. This does not negate the underlying simplicity or usefulness of caseload statistics as counts of court activity.

The available statistics reflect the varied responses individual trial courts and states have made to practical problems such as what constitutes a case, whether to count a reopened case as a new filing, and whether a preliminary hearing binding a defendant over to a court of general jurisdiction is a case or merely an event equivalent to a motion.

Comparability is a more substantial issue than completeness. Seven reporting categories are used by the Court Statistics Project. Appellate caseloads are divided into mandatory and discretionary cases. Trial court caseloads are divided into criminal, nondomestic civil, domestic, juvenile, and traffic/other ordinance violation cases. Abbreviated definitions of these categories appear below.

APPELLATE COURT

mandatory case: appeals of right that the court must hear and decide on the merits

discretionary case: petitions requesting court review that, if granted, will result in the case being heard and decided on its merits

TRIAL COURT

nondomestic civil case: requests for an enforcement or protection of a right or the redress or prevention of a wrong (specific types of cases include tort, contract, real property rights, small claims, mental health, estate, and civil appeals)

domestic relations: a major classification of civil cases that includes cases involving family actions such as divorce, custody, paternity, adoption, interstate support, and domestic violence

criminal case: charges of a state law violation

juvenile petition: cases processed through the special procedures that a state established to handle matters relating to individuals defined as juvenile

traffic/other ordinance violation: charges that a traffic ordinance or city, town, or village ordinance was violated

These categories represent the lowest common denominator: what one can reasonably expect most states to provide.

The advent of automated information systems means that states increasingly collect more detailed information, distinguishing tort cases from other civil filings and personal injury cases from other tort filings. Similarly, some states distinguish between various types of felonies and misdemeanors within their criminal caseloads, including the separation of drug cases from others.

Another aspect of comparability is whether the caseload count from a particular court includes all the relevant cases for a given locality or state. In some states, one court may have complete jurisdiction over a particular type of case, while in others the jurisdiction is shared between two or more courts. For example, to get a complete count of discretionary filings at the appellate level, one may have to check the count only in the court of last resort (COLR) (states without an intermediate appellate court [IAC] or states where the IAC has only mandatory jurisdiction), or it may be necessary to examine both the COLR and the IAC (states that allocate discretionary jurisdiction to both the COLR and IAC). Therefore, when making comparisons with state court caseload statistics, one must have an awareness of the variation in court structure and jurisdiction.

The court structure charts summarize, in a one-page diagram, the key features of each state's court organization. The format meets two objectives: (1) it is comprehensive, indicating all court systems in the state and their interrelationship, and (2) it describes the jurisdiction of the court systems using a comparable set of terminology and symbols. The court structure charts employ the common terminology developed by the NCSC Court Statistics Project for reporting court statistics.

The charts identify all of the state courts in operation during the year and describe each court system's geographic and subject matter jurisdiction. The charts also provide basic descriptive information, such as the number of

authorized judicial posts and whether funding is primarily local or state. Routes of appeal are indicated by lines, with an arrow showing which court receives the appeal or petition.

Conclusion

Caseload statistics are less complex and more practical than often imagined. By following relatively simple steps, courts, state court administrative offices, trial court administrative offices, trial court administrators, and others can more effectively use the statistics that they currently produce. A useful point of reference when considering an upgrade to the quality and quantity of information currently being collected is the *State Court Model Statistical Dictionary*.

The flexibility and power of automated record systems means that the information compiled nationally to describe state court caseloads is becoming more comparable year by year. Caseload data available for the 1990s will be significantly more comparable across the states than what has been published in the past. Differences among states in the criminal and juvenile unit of count will continue to make comparisons tentative for those cases. Still, those differences do not affect comparisons of clearance rates or of trends.

What can be done to realize the potential that caseload statistics offer for planning and policymaking? There are three priorities. First, reliable statistics on the size of the active pending caseload are needed. Unless courts routinely review their records to identify inactive cases, an accurate picture of their backlogs is not possible. Second, information on the number of cases that reach key stages in the adjudication process would be an important addition. How many "trial notes of issue" are filed in civil cases? In what proportion of civil cases is no answer ever filed by the defendant? Third, revisions to court record systems should consider the feasibility of including information on the workload burden being imposed on the court through pretrial conferences, hearings, and trial settings.

Accurate and comprehensive statistics are ultimately important because they form part of the currency when public policy is debated and decided in a "fact-minded culture." Those organizations and interests that master the statistics that describe their work and output are at an advantage in the competition for scarce public resources. The Court Statistics Project offers the state court community a resource for both examining itself and representing its case to the larger commonwealth.

Contents

v	Acknowledgments
vii	Preface
ix	Introduction
ix	Using State Court Caseload Statistics
ix	Why Are Caseload Statistics Useful?
x	What Are the Ingredients of Caseload Statistics?
xi	How Should Caseload Statistics Be Used to Solve Problems?
xii	Comparability
xiv	Conclusion
1	State Court Structure Charts
3	Understanding the Court Structure Charts
3	Appellate Courts
4	Trial Courts
5	Symbols and Abbreviations
61	Jurisdiction and State Court Reporting Practices
63	Figure A: Reporting Periods for All State Courts, 1997
65	Figure B: Methods of Counting Cases in State Appellate Courts, 1997
72	Figure C: Dollar Amount Jurisdiction for Original Tort, Contract, Real Property Rights and Small Claims Filings in State Trial Courts, 1997
78	Figure D: Criminal Case Unit of Count Used by State Trial Courts, 1997
84	Figure E: Juvenile Unit of Count Used in State Trial Courts, 1997
89	Figure F: State Trial Courts with Incidental Appellate Jurisdiction, 1997
95	Figure G: Number of Authorized Judges/Justices in State Courts, 1997
97	Figure H: Method of Counting Civil Cases in State Trial Courts, 1997
103	State Court Caseload Tables
105	Table 1: Reported National Caseload for State Appellate Courts, 1997. Mandatory jurisdiction cases and discretionary jurisdiction petitions in courts of last resort and intermediate appellate courts.
106	Table 2: Reported Total Caseload for All State Appellate Courts, 1997. Total mandatory cases, total discretionary petitions, and total discretionary petitions granted that are filed and disposed. The number of filed-per-judge figures for both the sum of mandatory cases and discretionary petitions, and the sum of mandatory cases and discretionary petitions granted. Court type and the point at which cases are counted.
117	Table 3: Selected Caseload and Processing Measures for Mandatory Cases in State Appellate Courts, 1997. Court type. Filed and disposed cases. Disposed as a percent of filed. Number of judges. Filed per judge. Filed per 100,000 total population.
123	Table 4: Selected Caseload and Processing Measures for Discretionary Petitions in State Appellate Courts, 1997. Court type. Filed and disposed cases. Disposed as a percent of filed. Number of judges. Filed per judge. Filed per 100,000 total population.

128	Table 5:	Selected Caseload and Processing Measures for Discretionary Petitions Granted in State Appellate Courts, 1997. Court type. Filed, filed granted, and granted disposed cases. Granted as a percent of filed. Disposed as a percent of granted. Number of judges. Filed granted per judge.
133	Table 6:	Opinions Reported by State Appellate Courts, 1997. Opinion unit of count. Composition of opinion count. Signed opinions. Number of justices/judges. Number of lawyer support personnel.
137	Table 7:	Reported National Civil and Criminal Caseloads for State Trial Courts, 1997. Civil and criminal cases in general jurisdiction and limited jurisdiction courts.
139	Table 8:	Reported Grand Total State Trial Court Caseload, 1997. Jurisdiction, parking, criminal unit of count, and support/custody codes. Case filings and dispositions. Dispositions as a percentage of filings. Filings per 100,000 total population.
148	Table 9:	Reported Total State Trial Court Civil Caseload, 1997. Jurisdiction, support/custody codes. Case filings and dispositions. Dispositions as a percentage of filings. Filings per 100,000 total population.
156	Table 10:	Reported Total State Trial Court Criminal Caseload, 1997. Jurisdiction, criminal unit of count, and point of filing codes. Case filings and dispositions. Dispositions as a percentage of filings. Filings per 100,000 adult population.
164	Table 11:	Reported Total State Trial Court Traffic/Other Violation Caseload, 1997. Jurisdiction, parking codes. Case filings and dispositions. Dispositions as a percentage of filings. Filings per 100,000 total population.
171	Table 12:	Reported Total State Trial Court Juvenile Caseload, 1997. Jurisdiction, point of filing codes. Case filings and dispositions. Dispositions as a percentage of filings. Filings per 100,000 juvenile population.
176	Table 13:	Mandatory Caseload in State Appellate Courts, 1988-1997. Case filings and dispositions, 1988-1997.
186	Table 14:	Discretionary Petitions in State Appellate Courts, 1988-1997. Case filings and dispositions, 1988-1997.
194	Table 15:	Felony Caseload in State Trial Courts of General Jurisdiction, 1988-1997. Case filings, 1988-1997.
198	Table 16:	Tort Caseload in State Trial Courts of General Jurisdiction, 1988-1997. Case filings, 1988-1997.

201	Appendix 1. Methodology
203	Court Statistics Project: Goals and Organization
203	Evolution of the Court Statistics Project
204	Sources of Data
205	Data Collection Procedures
206	Ongoing Data Collection
207	Periodic Data Collection
208	Completeness
208	Comparability
209	Footnotes
210	Variations in Reporting Periods
210	Final Note
211	Appendix 2. Sources of 1997 State Court Caseload Statistics
217	Appendix 3. Prototypes of State Appellate Court and Trial Court Statistical Spreadsheets
229	Appendix 4. State Populations
231	Resident Population, 1997
233	Total State Population for Trend Tables, 1988-1997

Sate Court Structure Charts

Understanding the Court Structure Charts

The court structure charts summarize in a one-page diagram the key features of each state's court organization. The format meets two objectives: (1) it is comprehensive, indicating all court systems in the state and their interrelationship, and (2) it describes the jurisdiction of the court systems, using a standard set of terminology and symbols. The court structure charts employ the common terminology developed by the National Center for State Courts' Court Statistics Project for reporting caseload statistics.

The first chart is a prototype. It represents a state court organization in which there is one of each of the four court system levels recognized by the Court Statistics Project: courts of last resort, intermediate appellate courts, general jurisdiction trial courts, and limited jurisdiction trial courts. Routes of appeal from one court to another are indicated by lines, with an arrow showing which court receives the appeal or petition.

The charts also provide basic descriptive information, such as the number of authorized justices, judges, and magistrates (or other judicial officers). Each court system's subject matter jurisdiction is indicated using the Court Statistics Project case types. Information is also provided on the use of districts, circuits, or divisions in organizing the courts within the system and the number of courts.

The case types, which define a court system's subject matter jurisdiction, require the most explanation.

Appellate Courts

The rectangle representing each appellate court contains information on the number of authorized justices; the number of geographic divisions, if any; whether court decisions are made en banc, in panels, or both; and the Court Statistics Project case types that are heard by the court. The case types are shown separately for mandatory and discretionary cases. The case types themselves are defined in other Court Statistics Project publications, especially *1984 State Appellate Court Jurisdiction Guide for Statistical Reporting* and *State Court Model Statistical Dictionary: 1989 Edition*.

An appellate court can have both mandatory and discretionary jurisdiction over the same Court Statistics Project case type. This arises, in part, because the Court Statistics Project case types are defined broadly to be applicable to every state's courts. There are, for example, only two appellate Court Statistics Project case types for criminal appeals: capital and noncapital. A court may have mandatory jurisdiction over felony cases, but discretionary jurisdiction over misdemeanors. The list of case types would include "criminal" for both mandatory and discretionary

jurisdiction. The duplication of a case type under both headings can also occur if appeals from one lower court for that case type are mandatory while appeals from another lower court are discretionary. Also, statutory provisions or court rules in some states automatically convert a mandatory appeal into a discretionary petition—for example, when an appeal is not filed within a specified time limit. A more comprehensive description of each appellate court's subject matter jurisdiction can be found in the *1984 State Appellate Court Jurisdiction Guide for Statistical Reporting*.

Trial Courts

The rectangle representing each trial court also lists the applicable Court Statistics Project case types. These include civil, criminal, traffic/other violation, and juvenile. If a case type is simply listed, the court system shares jurisdiction over it with other courts. The presence of exclusive jurisdiction is always explicitly stated.

The absence of a case type from a list means that the court does not have that subject matter jurisdiction. The dollar amount jurisdiction is shown when there is an upper or a lower limit to the cases that can be filed in a court. A dollar limit is not listed if a court does not have a minimum or maximum dollar amount jurisdiction for general civil cases. In criminal cases, jurisdiction is distinguished between "felony," which means the court can try a felony case to verdict and sentencing, and "preliminary hearings," which applies to those limited jurisdiction courts that can conduct preliminary hearings that bind a defendant over for trial in a higher court.

Trial courts can have what is termed incidental appellate jurisdiction. The presence of such jurisdiction over the decisions of other courts is noted in the list of case types as either "civil appeals," "criminal appeals," or "administrative agency appeals." A trial court that hears appeals directly from an administrative agency has an "A" in the upper-right corner of the rectangle.

For each trial court, the chart states the authorized number of judges and whether the court can impanel a jury. The rectangle representing the court also indicates the number of districts, divisions, or circuits into which the court system is divided. These subdivisions are stated using the court system's own terminology. The descriptions, therefore, are not standardized across states or court systems.

Some trial courts are totally funded from local sources; others receive some form of state funds. Locally funded court systems are drawn with broken lines. A solid line indicates that some or all of the funding is derived from state funds.

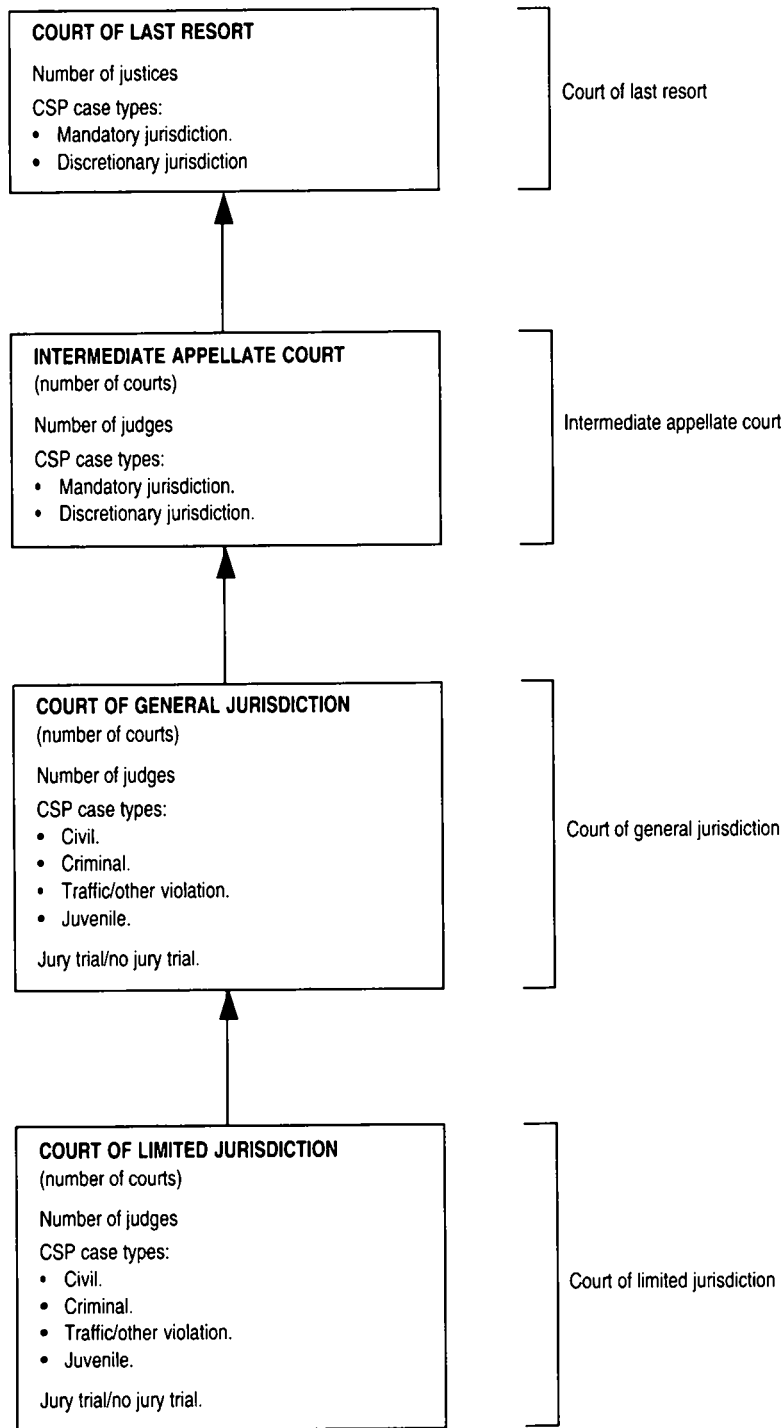
Symbols and Abbreviations

An “A” in the upper-right corner of a rectangle, representing either an appellate court or a trial court, indicates that the court receives appeals directly from the decision of an administrative agency. If “administrative agency appeals” is listed as a case type, the court hears appeals from decisions of another court on an administrative agency’s actions. It is possible for a court to have both an “A” designation and to have “administrative agency appeals” listed as a case type. Such a court hears appeals directly from an administrative agency (“A”) and has appellate jurisdiction over the decision of a lower court that has already reviewed the decision of the administrative agency.

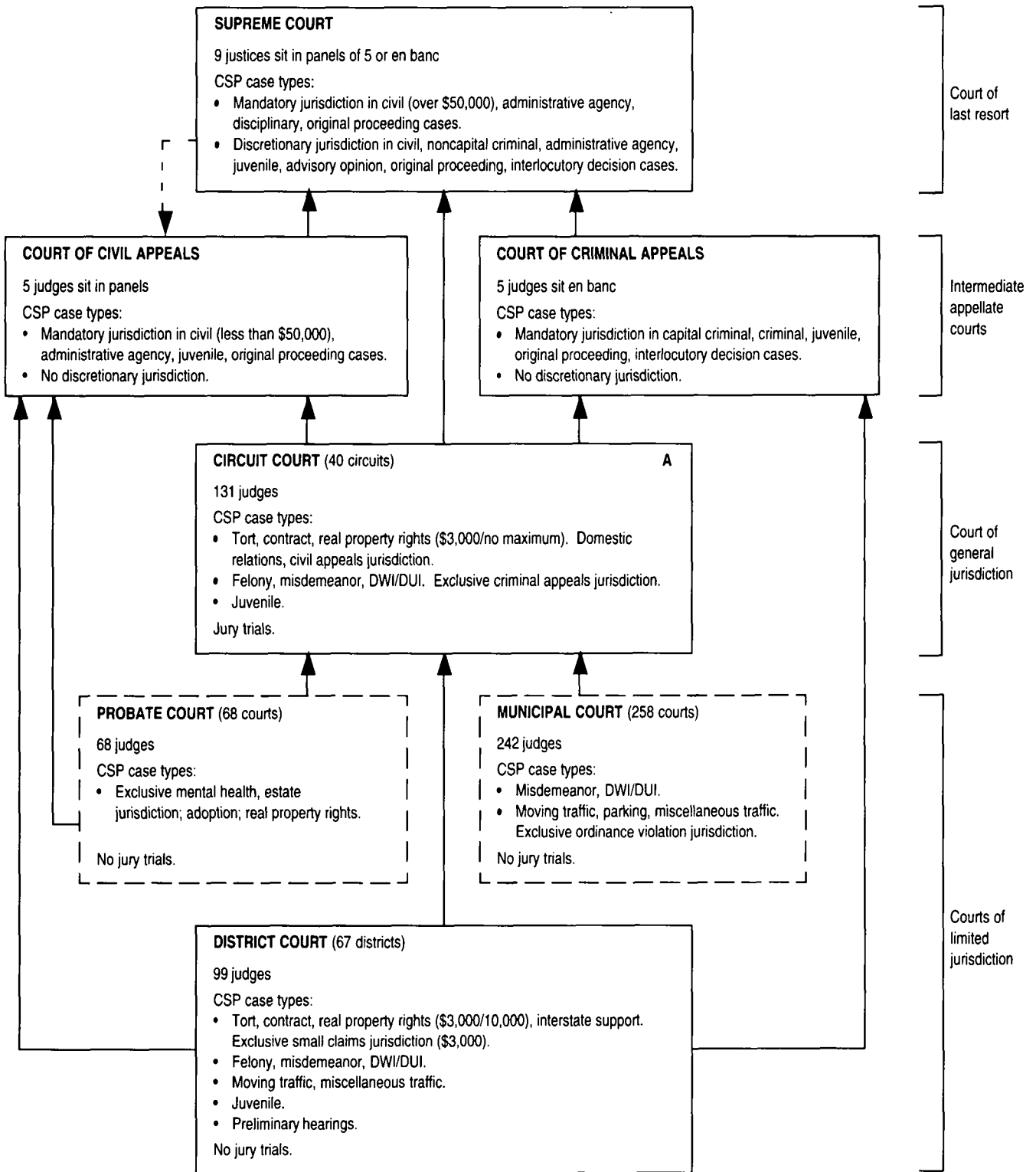
The number of justices or judges is sometimes stated as “FTE.” This represents “full-time equivalent” authorized judicial positions. “DWI/DUI” stands for “driving while intoxicated/driving under the influence.” The “SC” abbreviation stands for “small claims.” The dollar amount jurisdiction for civil cases is indicated in parentheses with a dollar sign. Where the small claims dollar amount jurisdiction is different, it is noted.

The court structure charts are convenient summaries. They do not substitute for the detailed descriptive material contained in the tables of *State Court Organization, 1998*. Moreover, they are based on the Court Statistics Project’s terminology and categories. This means that a state may have established courts that are not included in these charts. Some states have courts of special jurisdiction to receive complaints on matters that are more typically directed to administrative boards and agencies. Since these courts adjudicate matters that do not fall within the Court Statistics Project case types, they are not included in the charts. The existence of such courts, however, is recognized in a footnote to the state’s court structure chart.

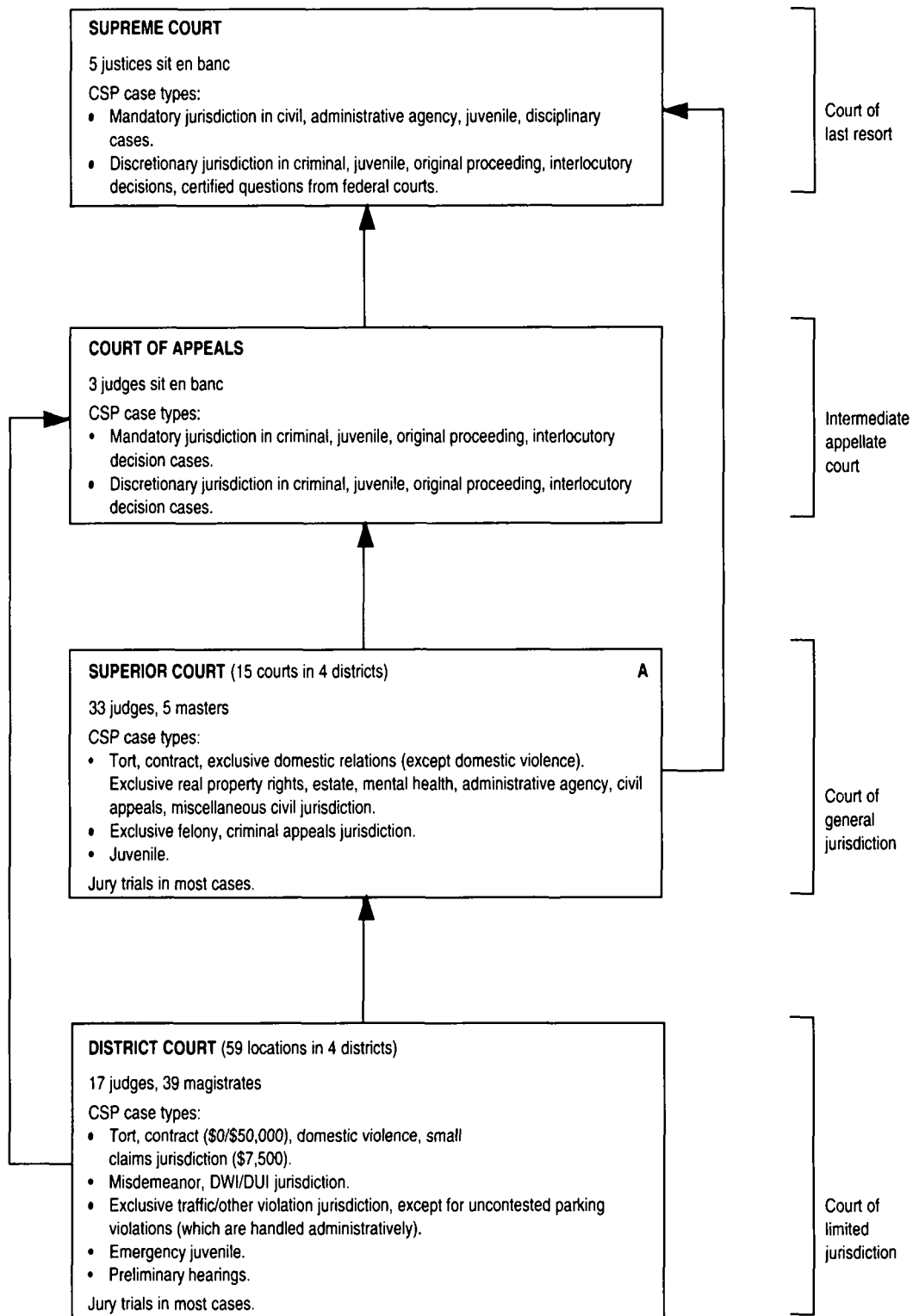
STATE COURT STRUCTURE PROTOTYPE, 1997



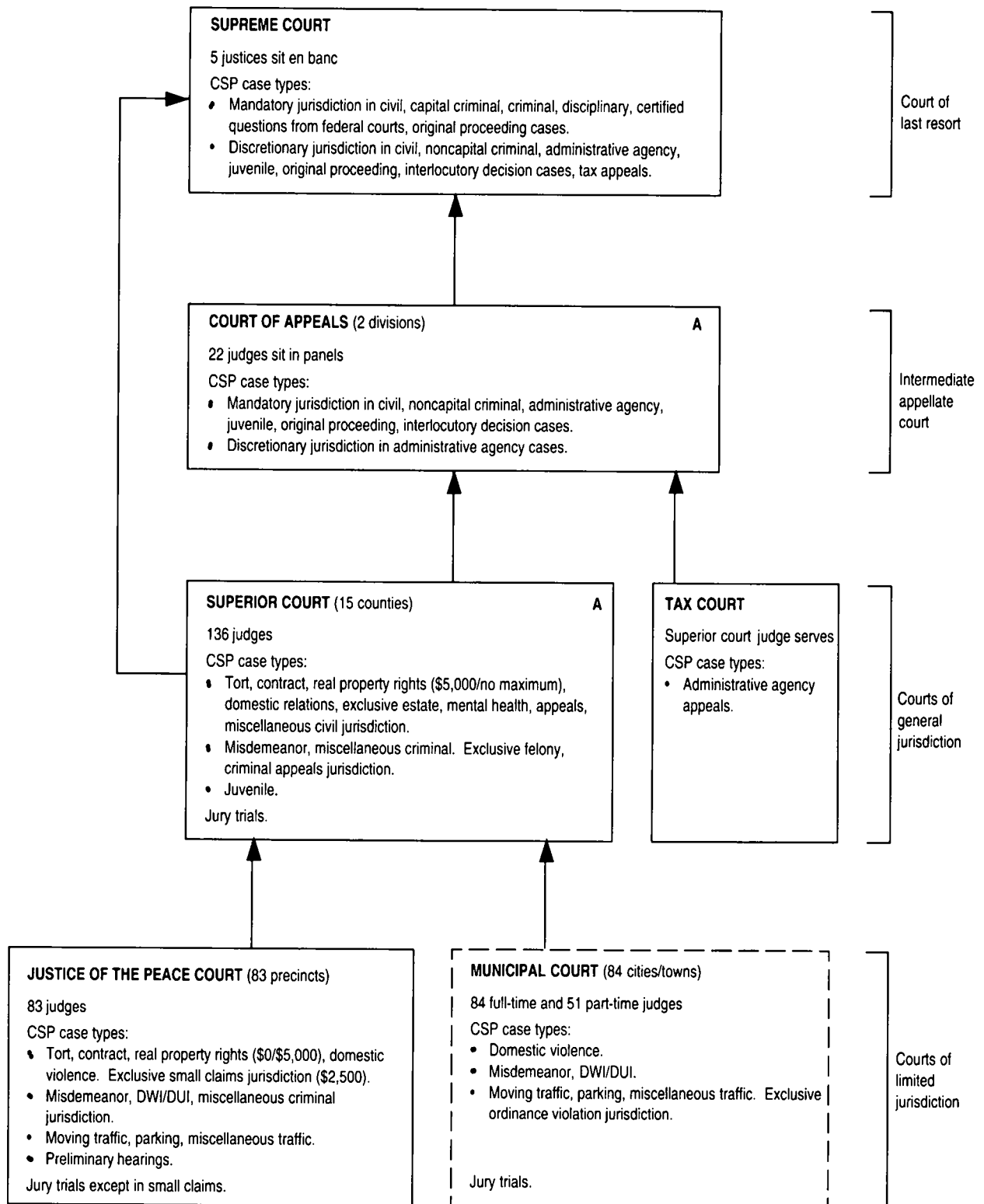
ALABAMA COURT STRUCTURE, 1997



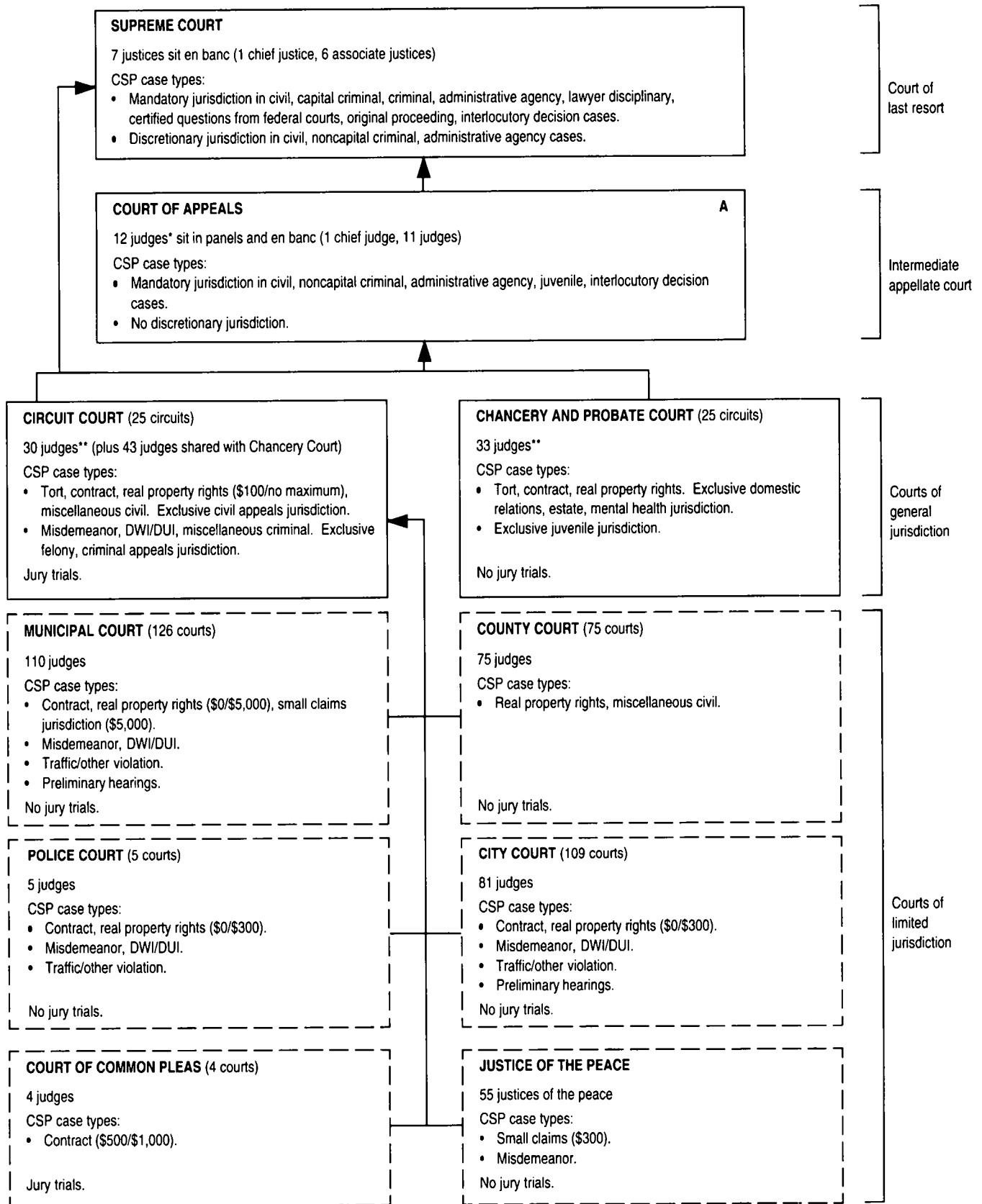
ALASKA COURT STRUCTURE, 1997



ARIZONA COURT STRUCTURE, 1997



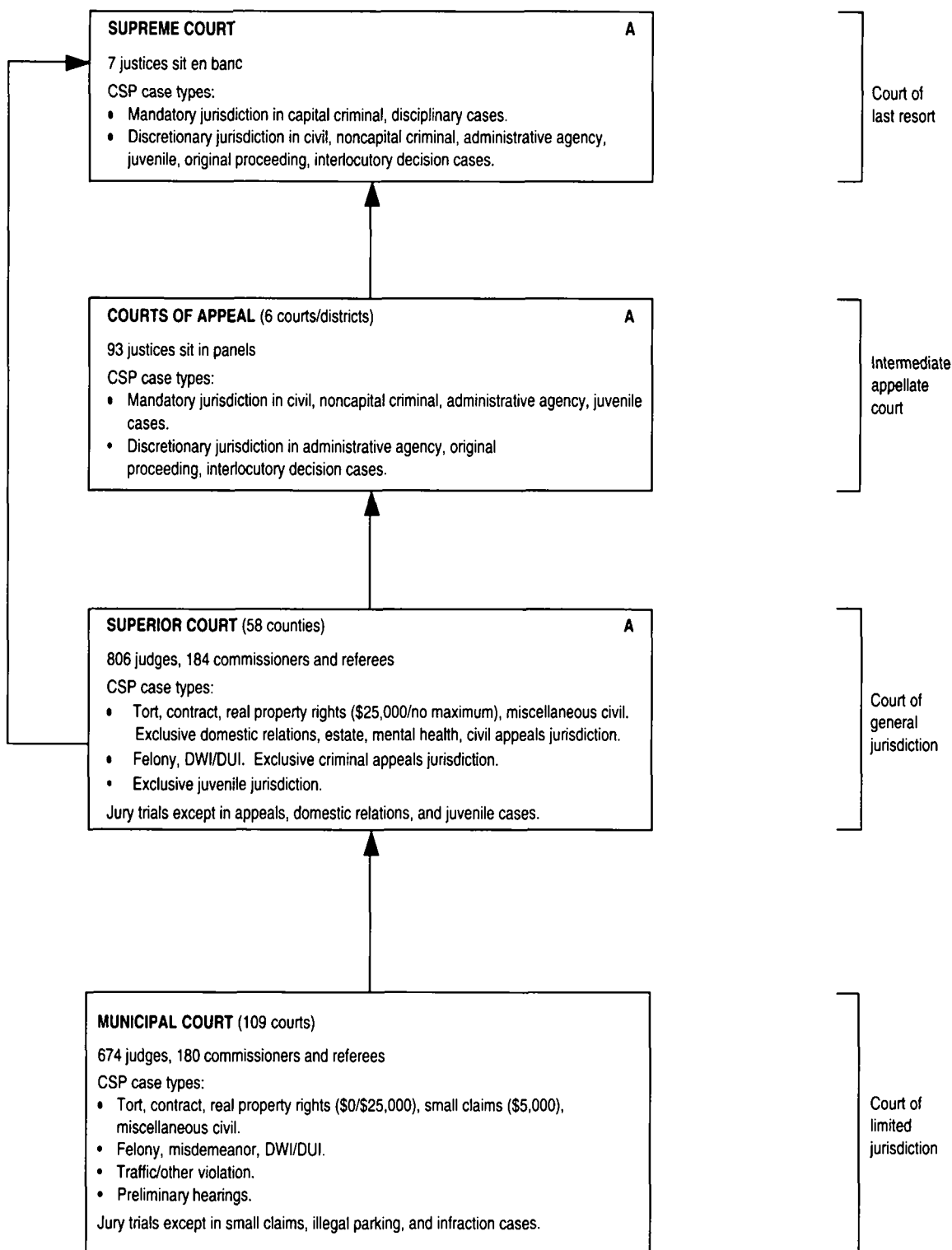
ARKANSAS COURT STRUCTURE, 1997



* Court of Appeals judges increased to 12 effective January 1, 1997.

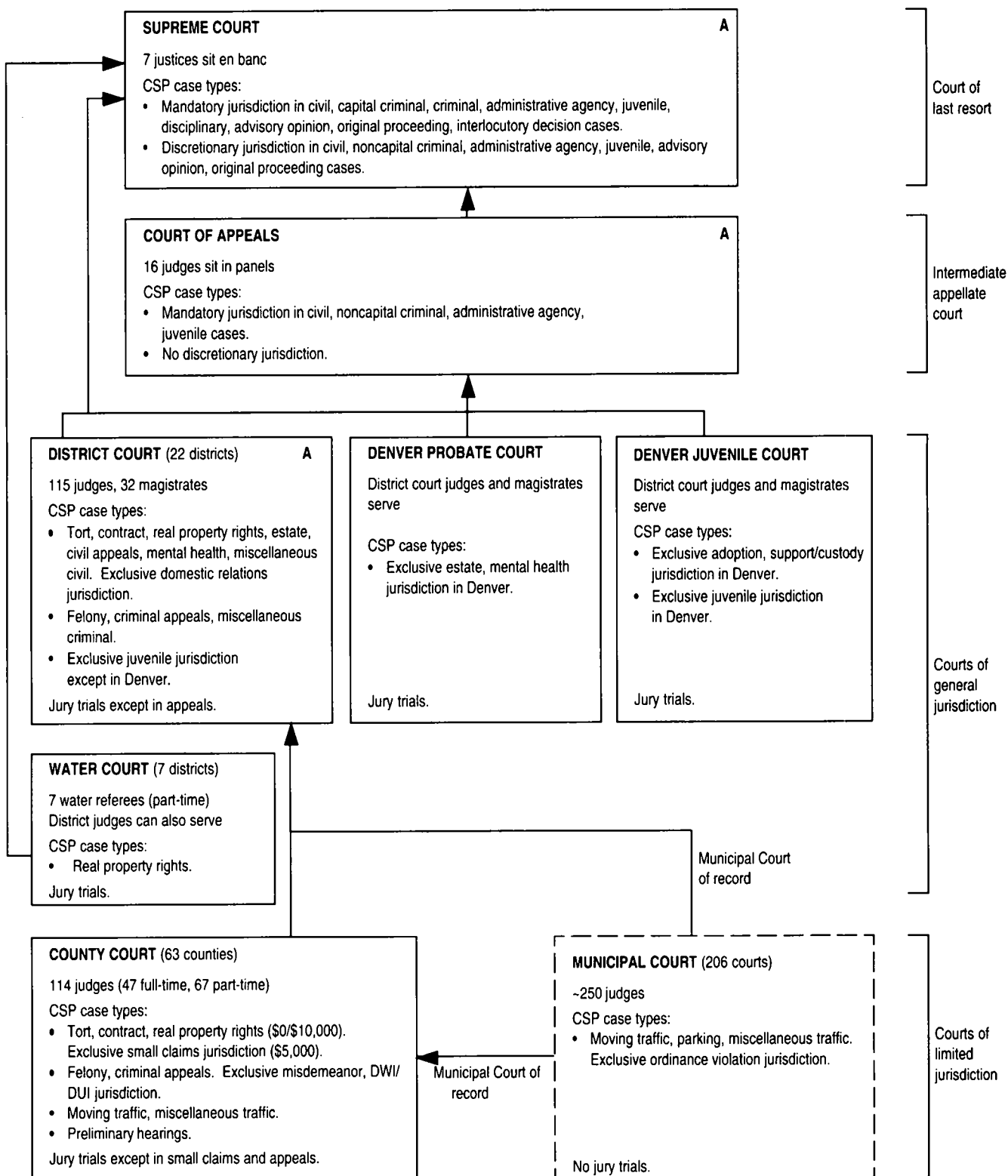
** Forty-three additional judges serve both circuit and chancery courts.

CALIFORNIA COURT STRUCTURE, 1997

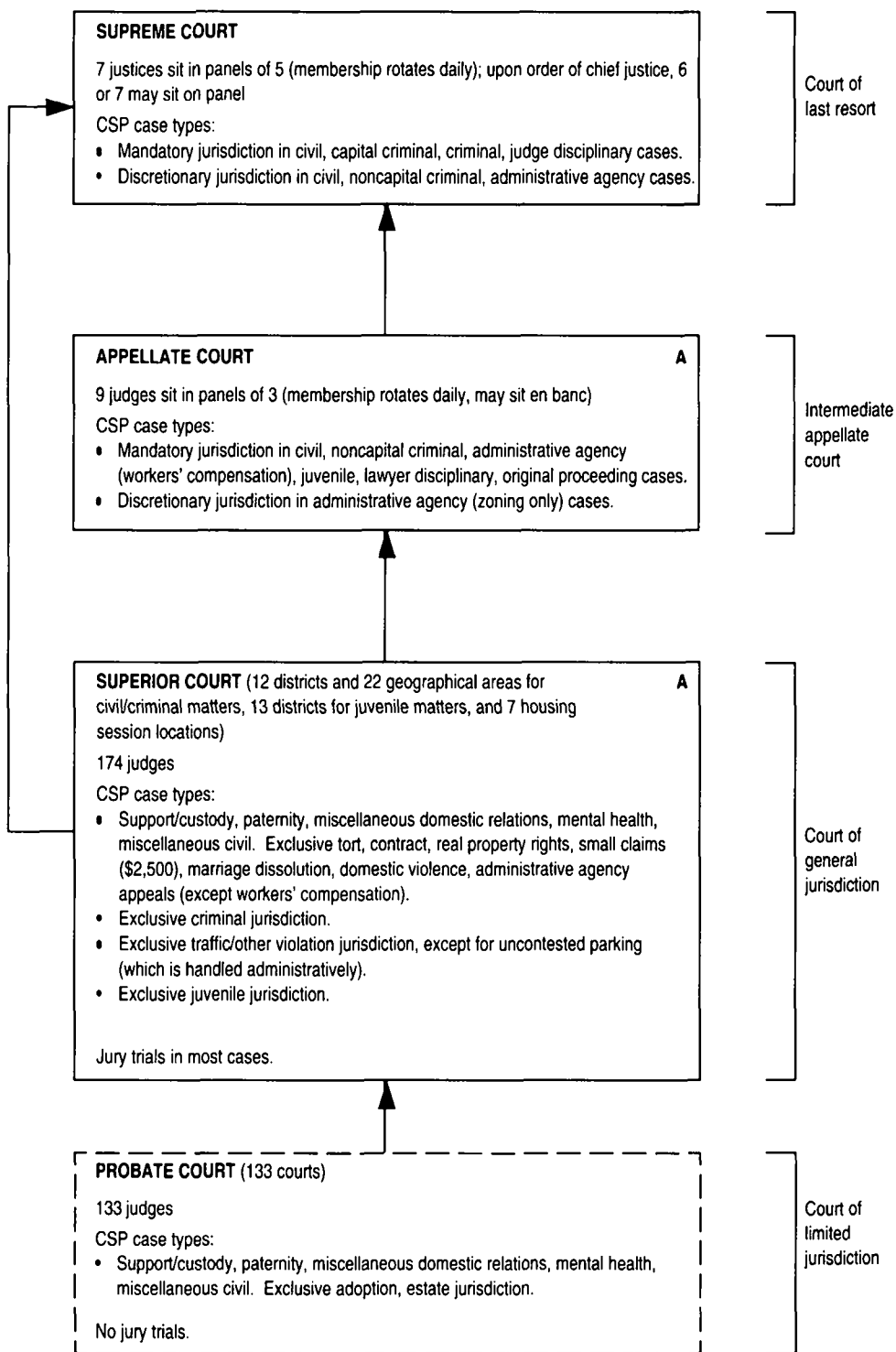


Note: California Justice Courts were consolidated with Municipal Courts effective January 1, 1995. Counties with one Justice Court renamed the court Municipal Court, while those with several courts consolidated.

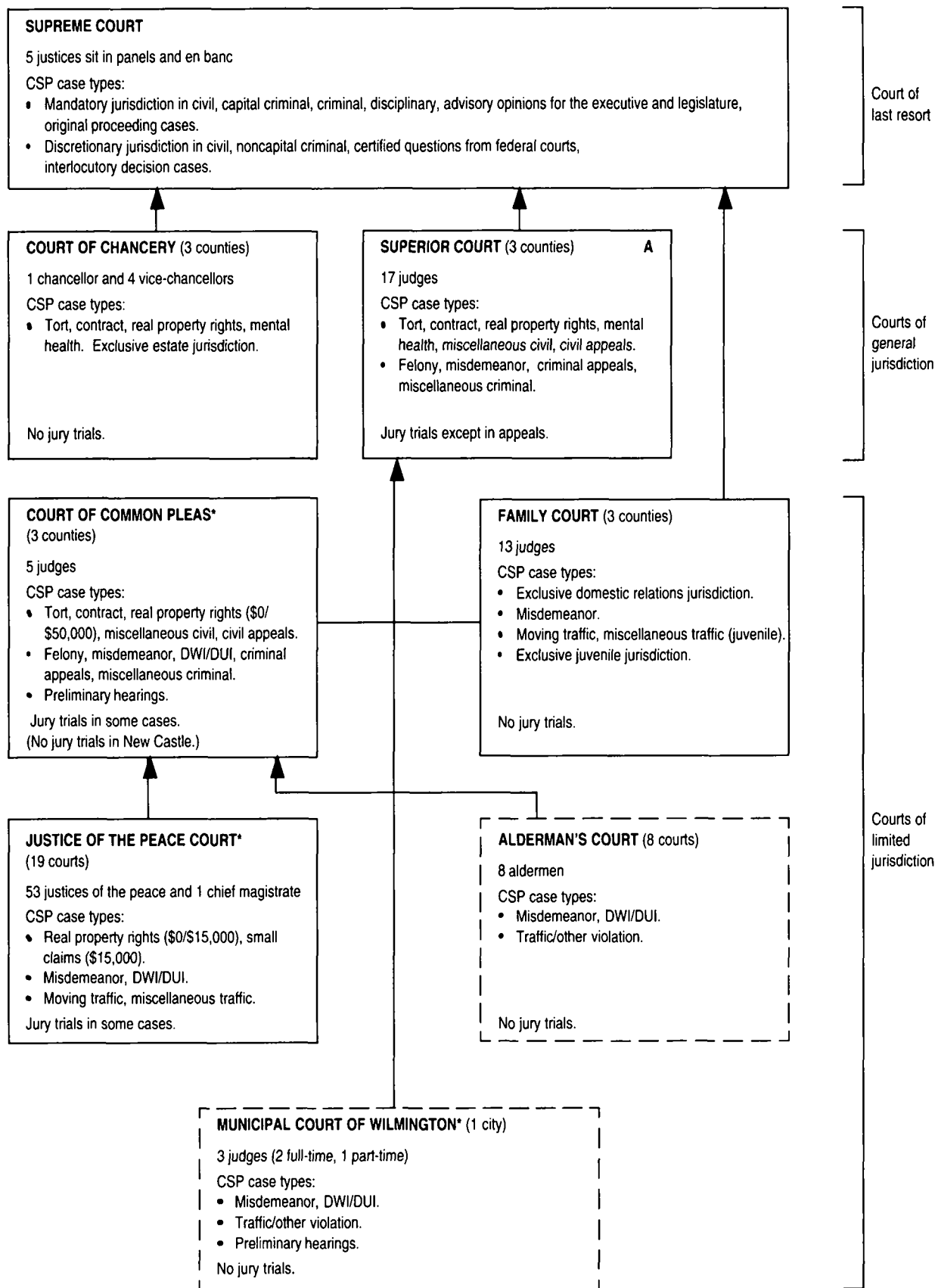
COLORADO COURT STRUCTURE, 1997



CONNECTICUT COURT STRUCTURE, 1997

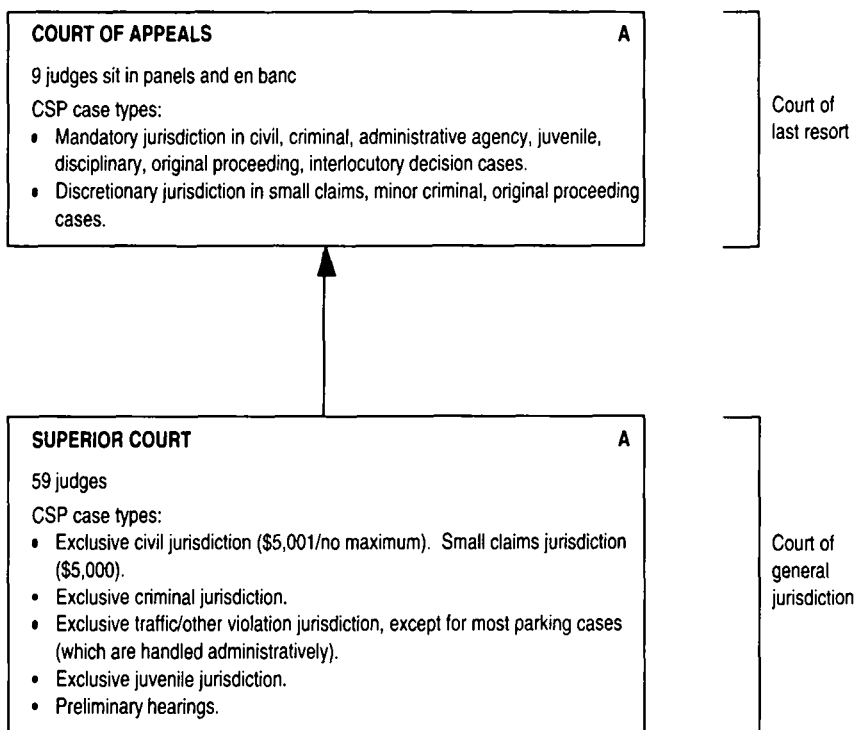


DELAWARE COURT STRUCTURE, 1997

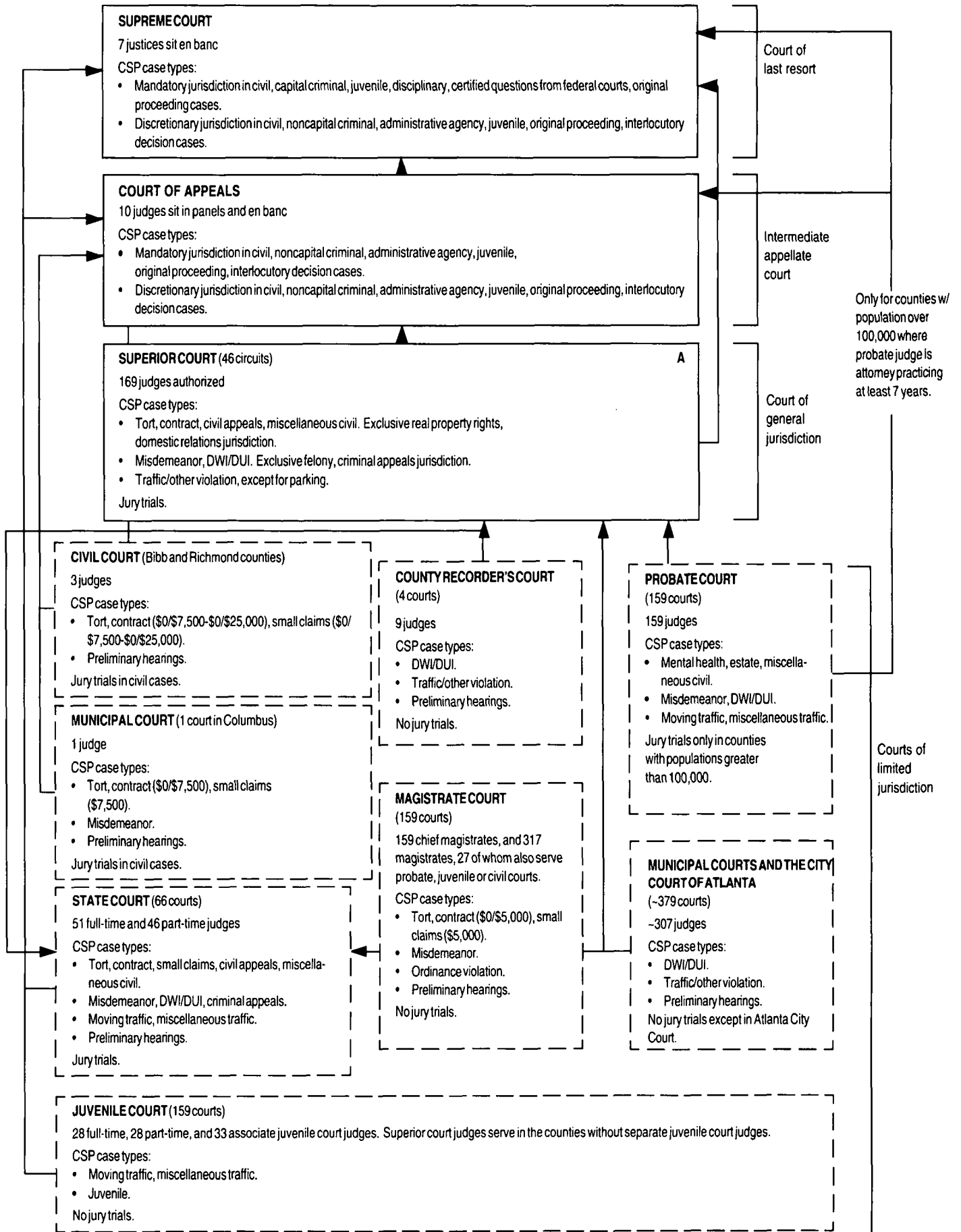


* The Municipal Court of Wilmington will be eliminated effective May 1, 1998, with most of its caseload being absorbed by the Court of Common Pleas and entry-level misdemeanor and simple traffic caseload absorbed by the Justice of the Peace Court. A new Justice of the Peace Court will be created in Wilmington effective May 1, 1998.

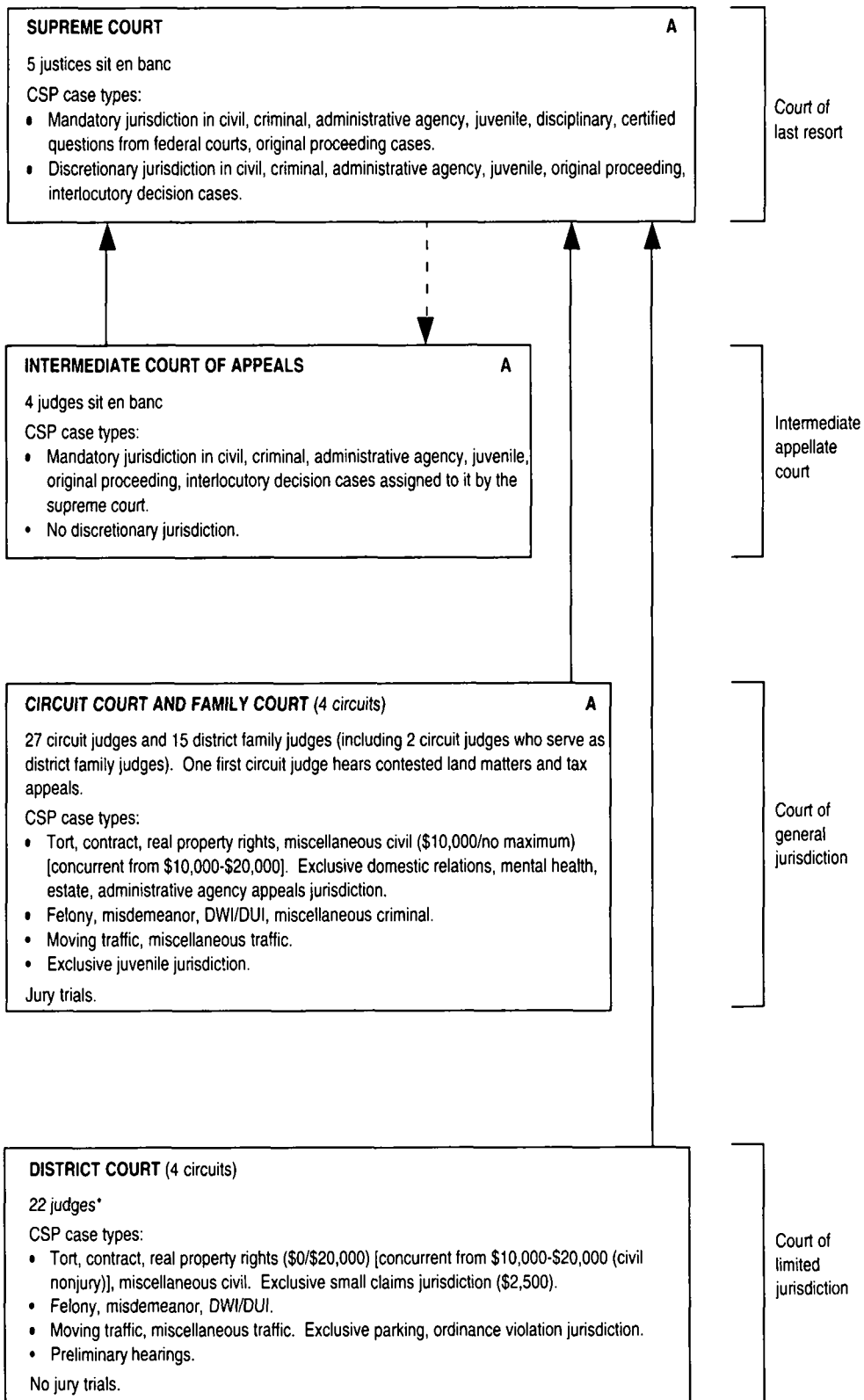
DISTRICT OF COLUMBIA COURT STRUCTURE, 1997



GEORGIA COURT STRUCTURE, 1997



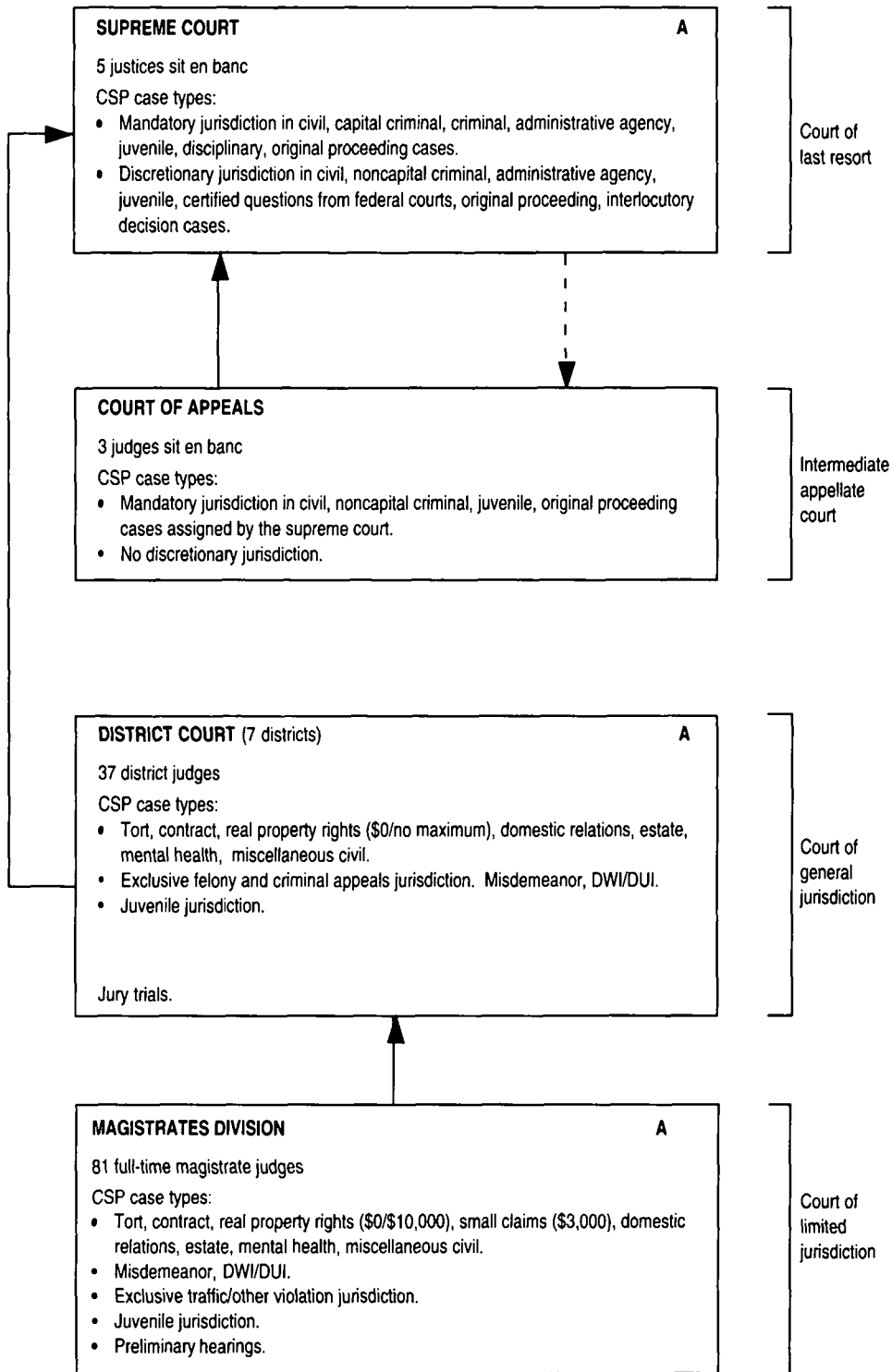
HAWAII COURT STRUCTURE, 1997



* Excludes per diem judges.

— — Indicates assignment of cases.

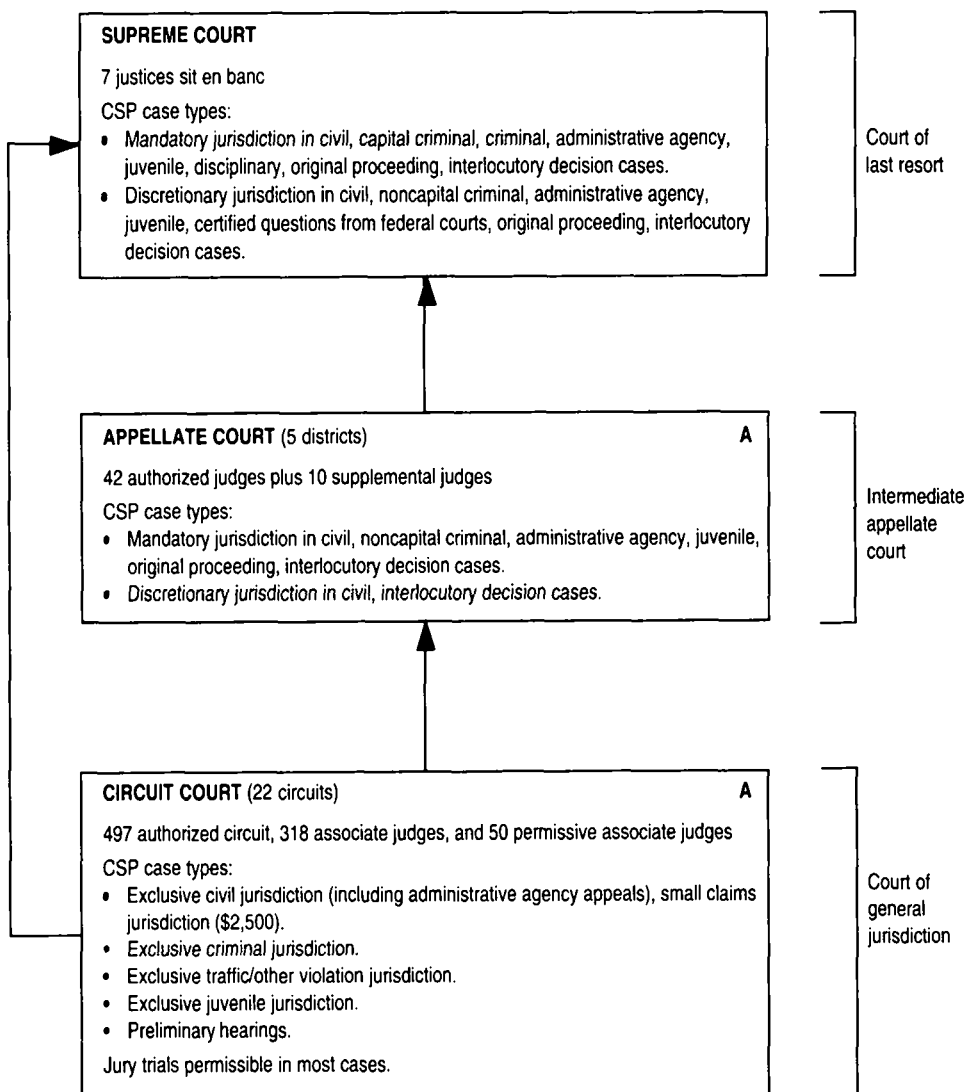
IDAHO COURT STRUCTURE, 1997



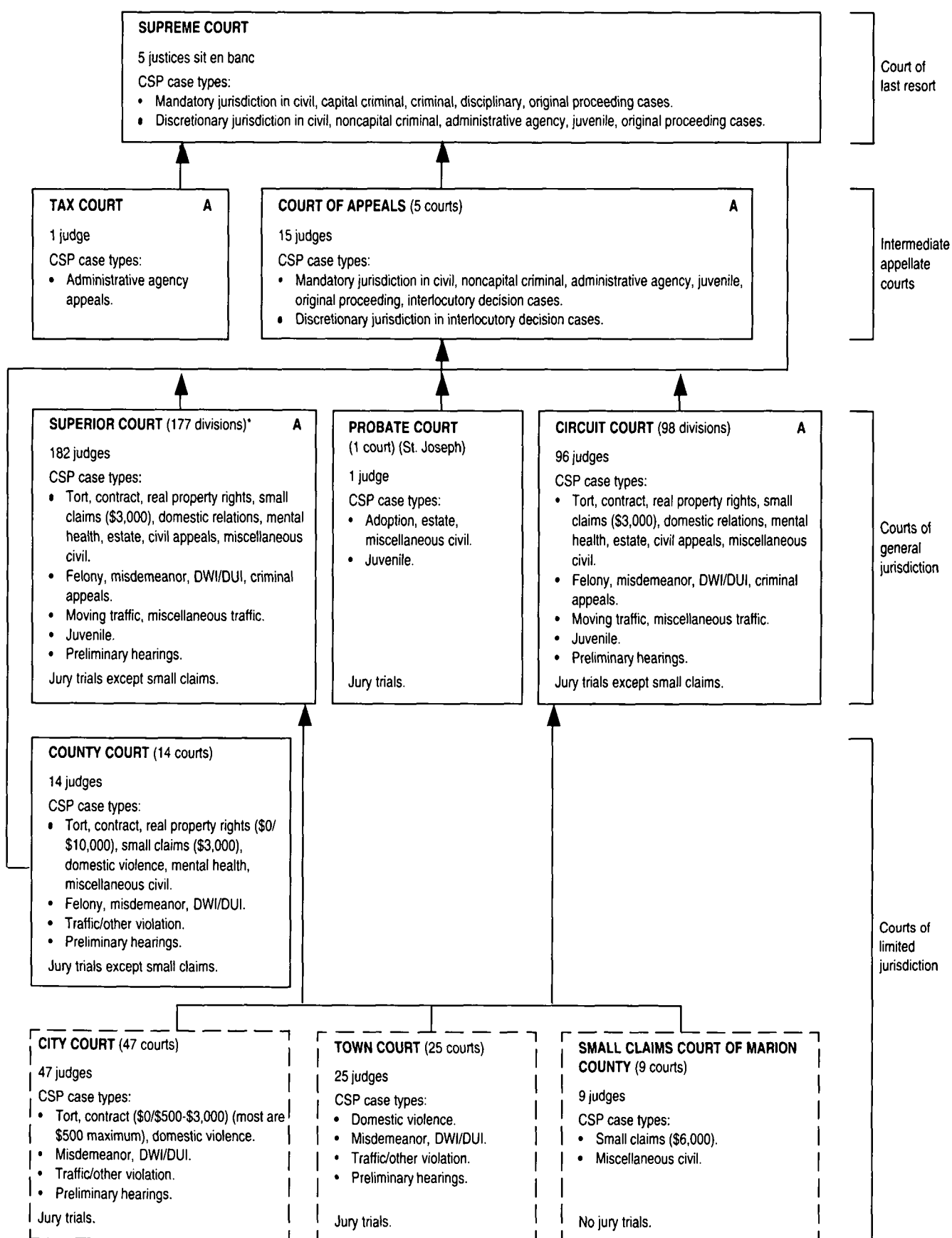
— — Indicates assignment of cases.

Note: The Magistrates Division of the District Court functions as a limited jurisdiction court.

ILLINOIS COURT STRUCTURE, 1997

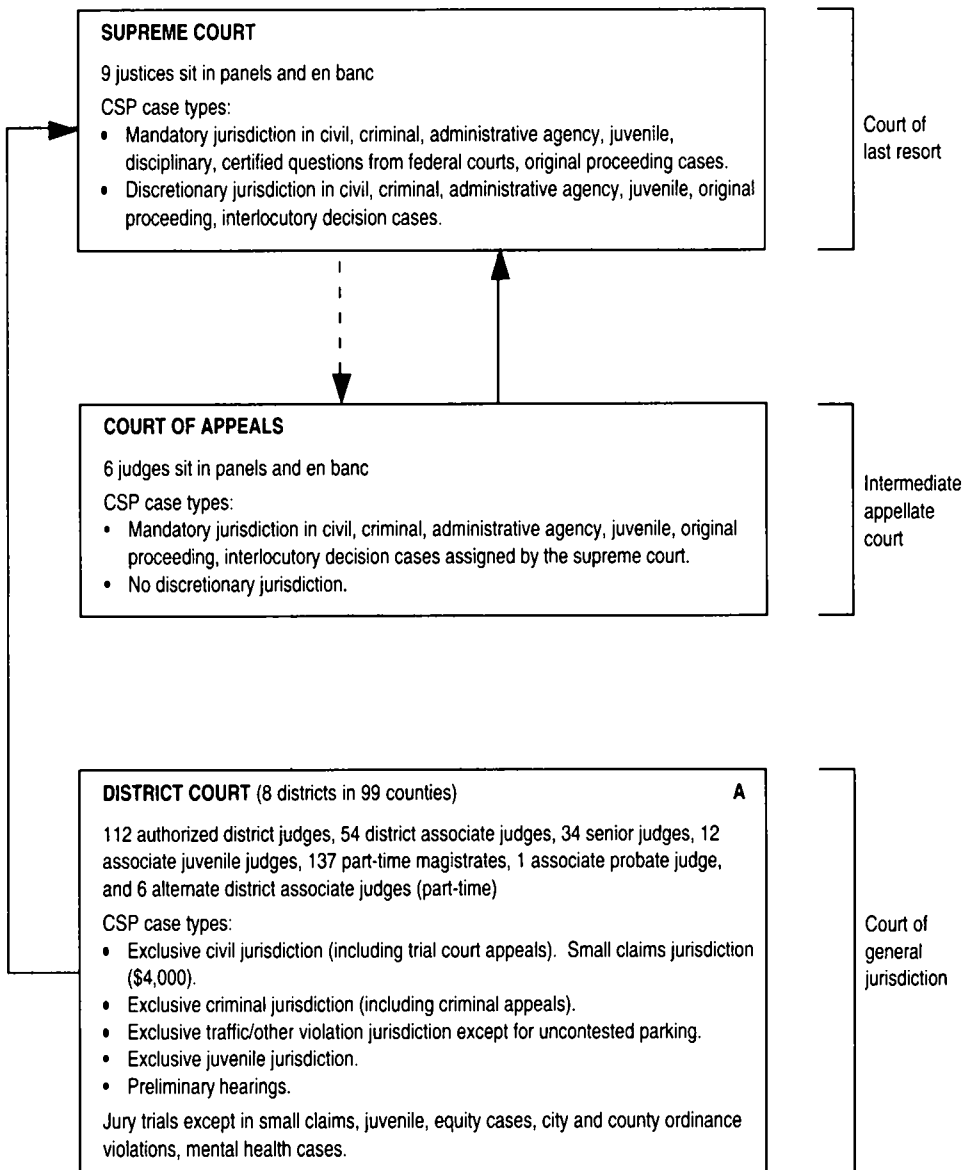


INDIANA COURT STRUCTURE, 1997



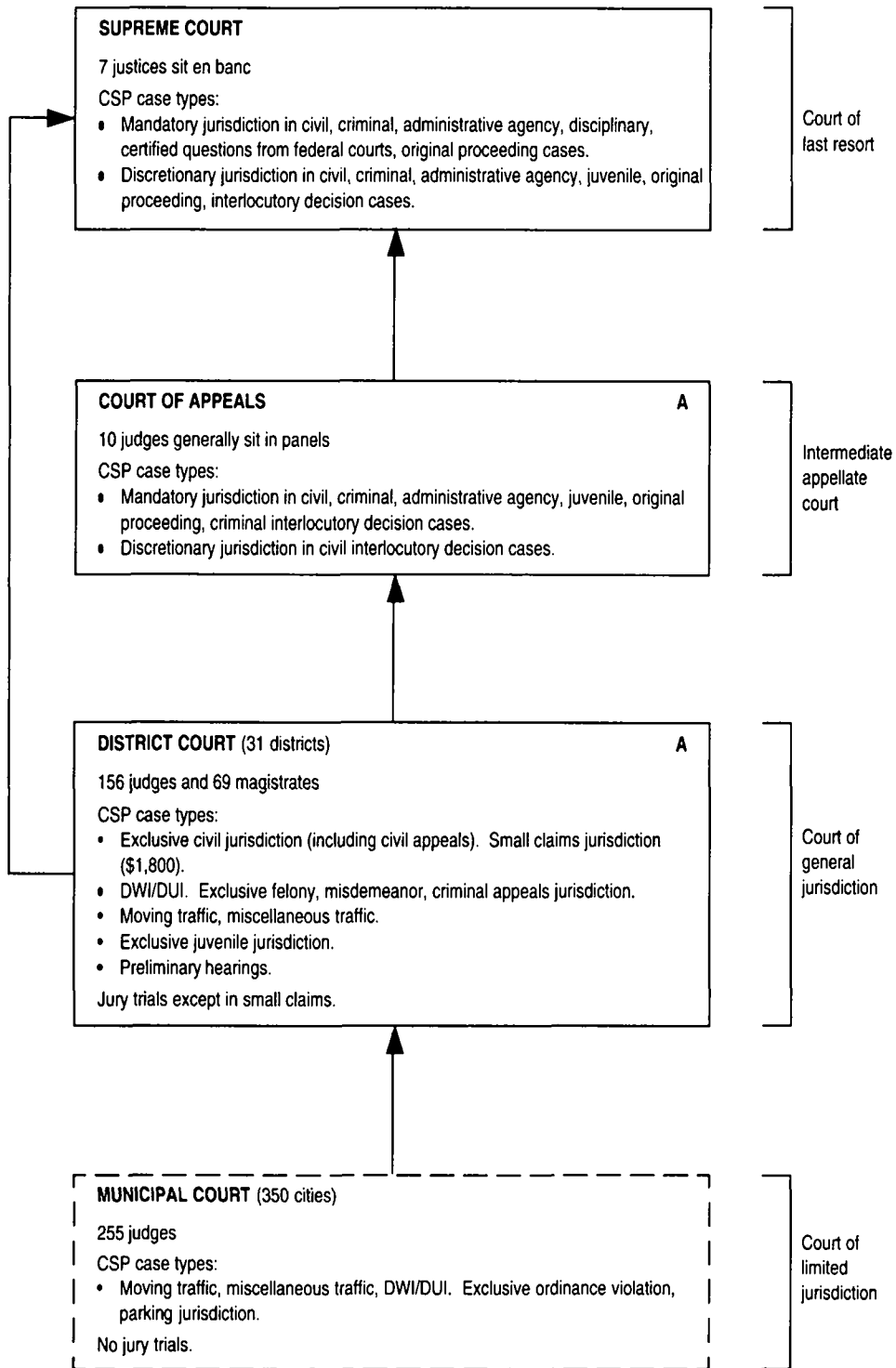
* Effective January 1, 1996, all Municipal Courts became Superior Courts.

IOWA COURT STRUCTURE, 1997

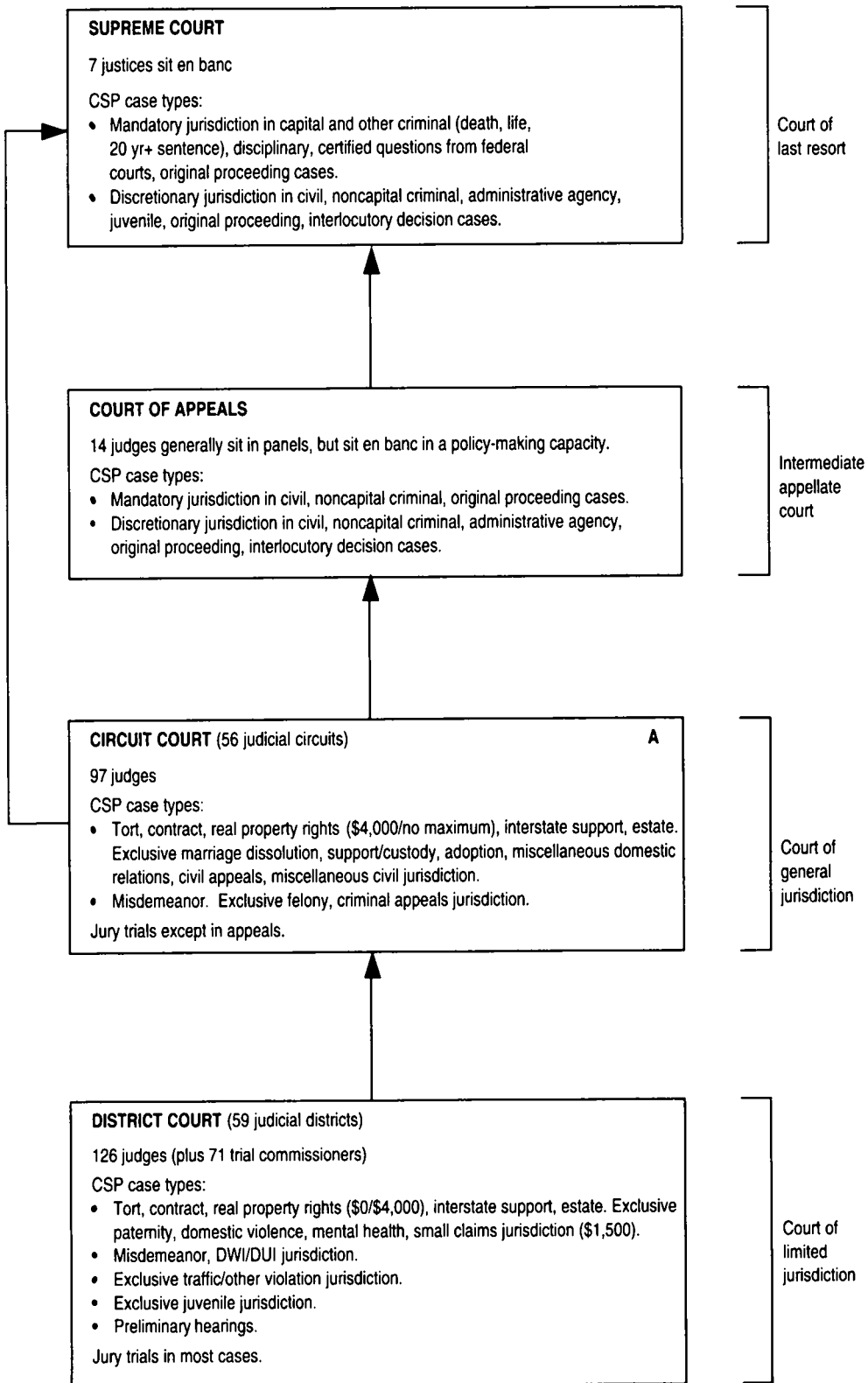


-- Indicates assignment of cases.

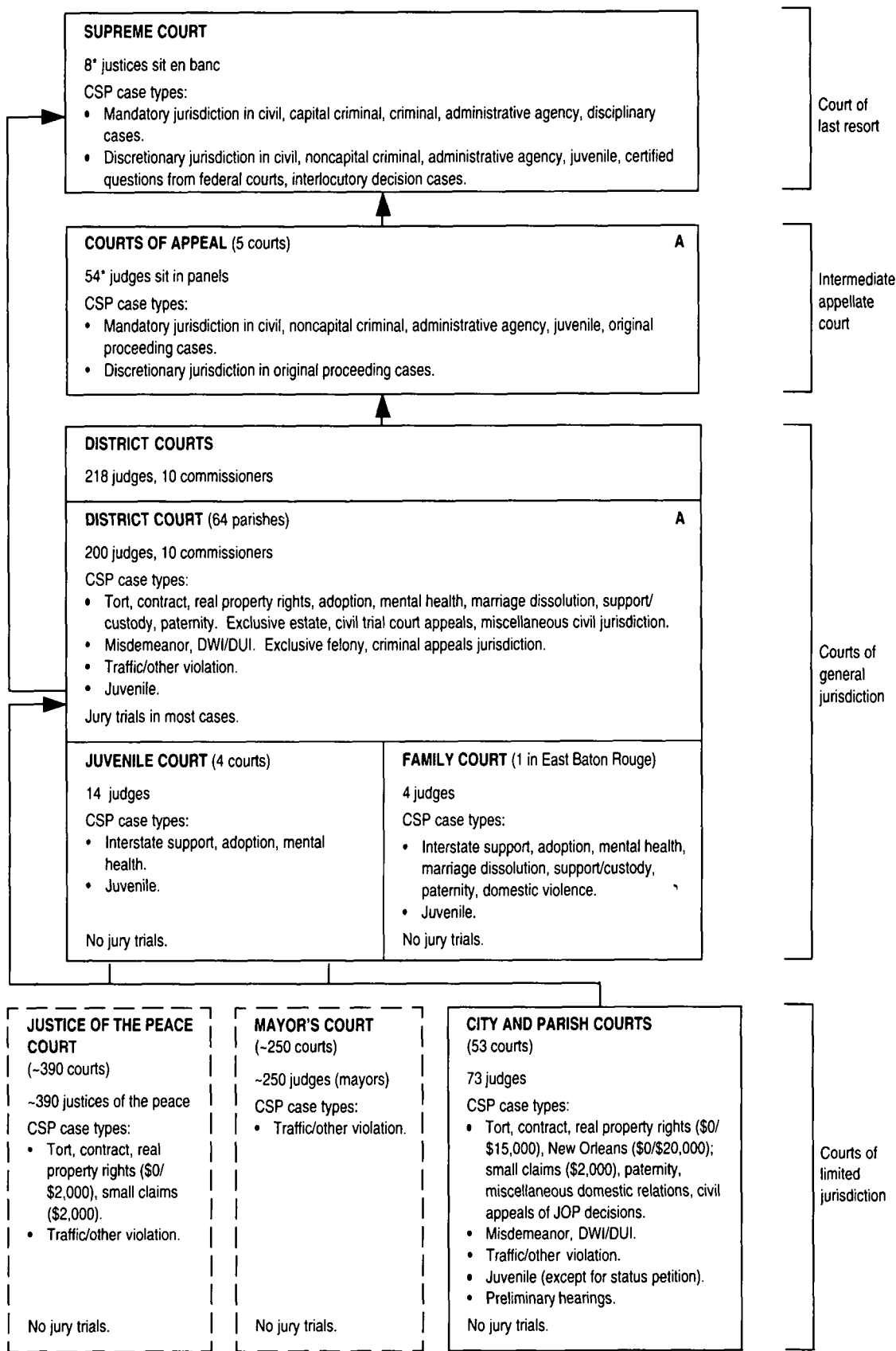
KANSAS COURT STRUCTURE, 1997



KENTUCKY COURT STRUCTURE, 1997

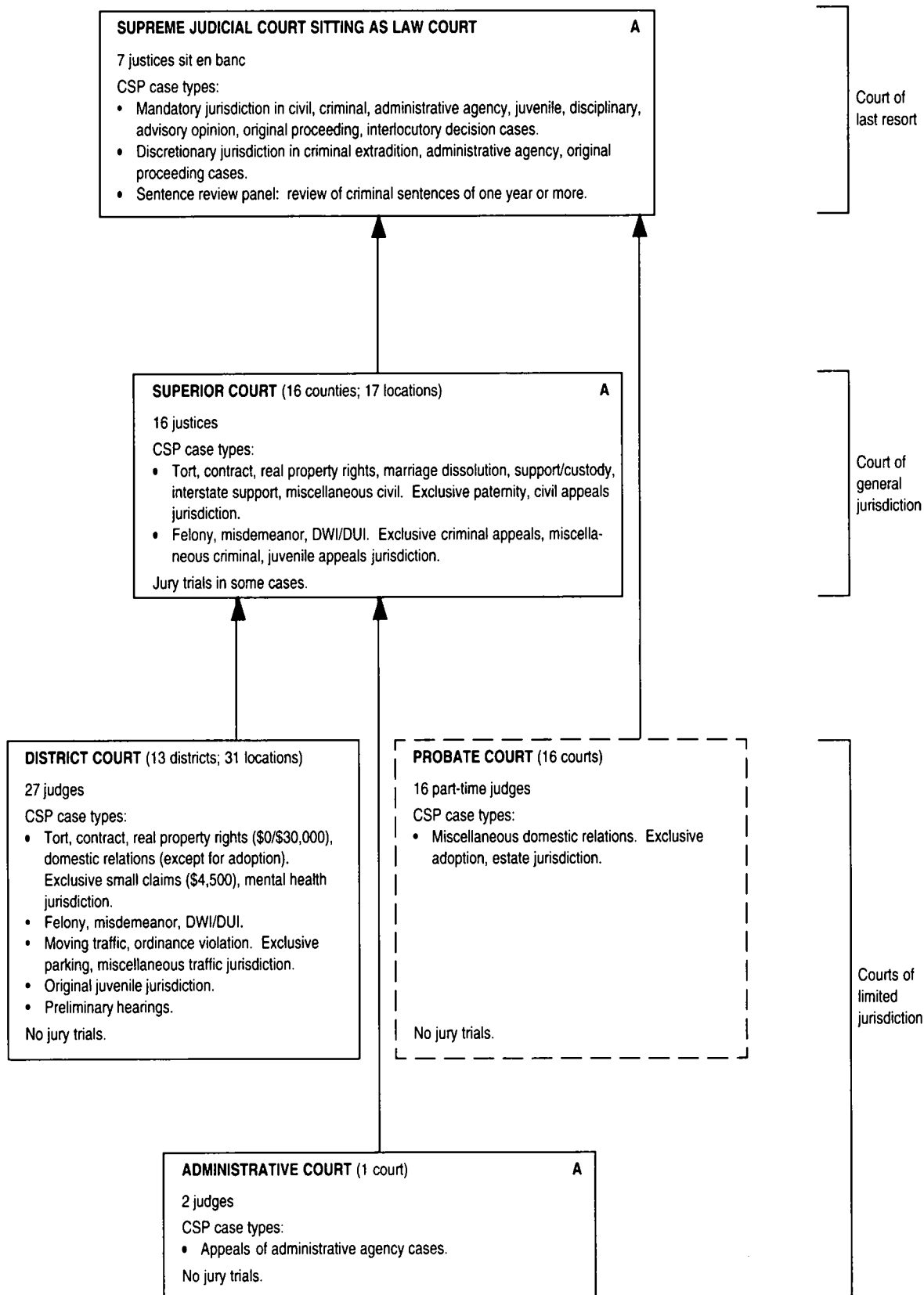


LOUISIANA COURT STRUCTURE, 1997

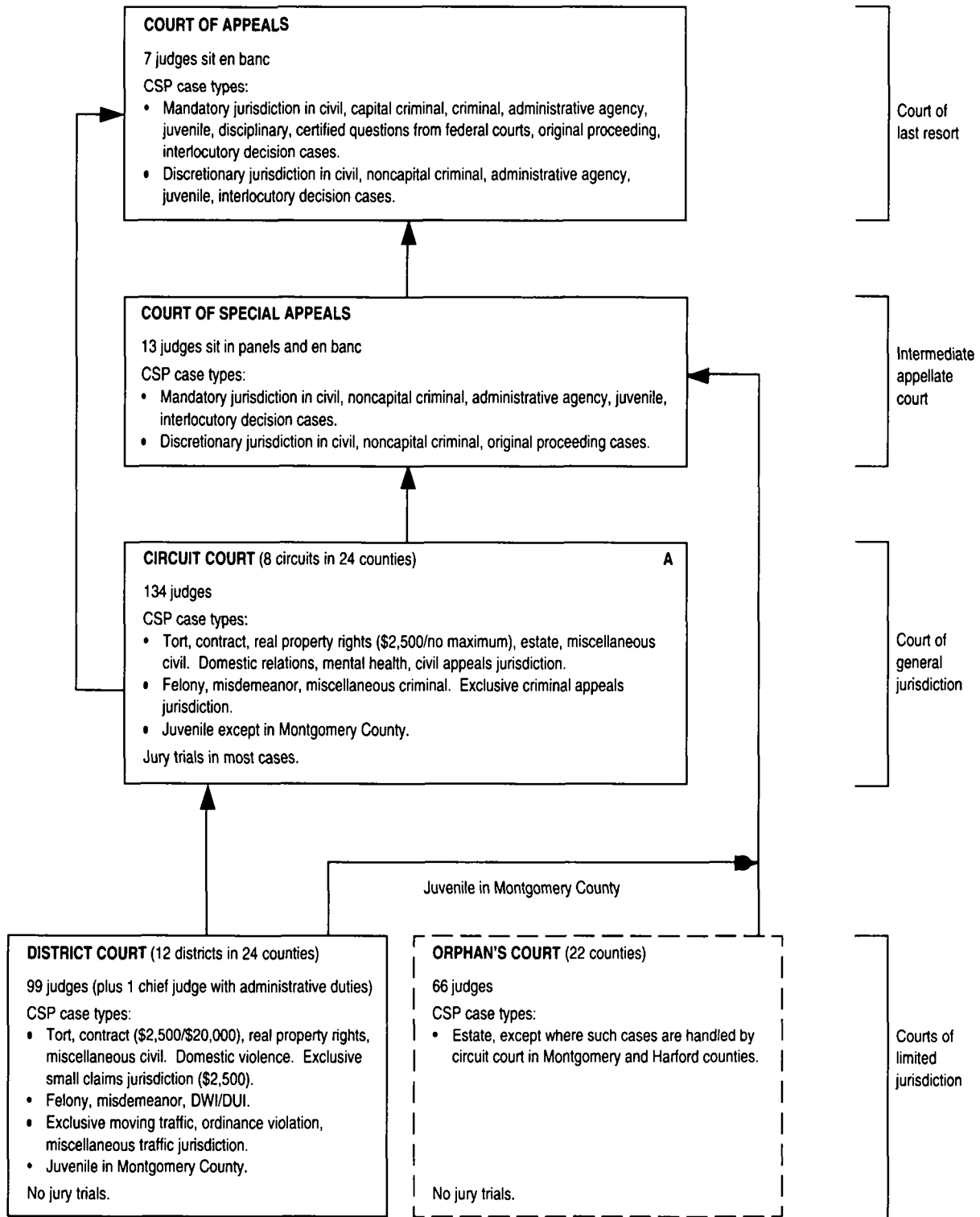


* Supreme court has 7 elected justices and 1 justice assigned from the courts of appeal. The assigned judge would bring the number of courts of appeal judges to 55. (This assignment is by state statute.)

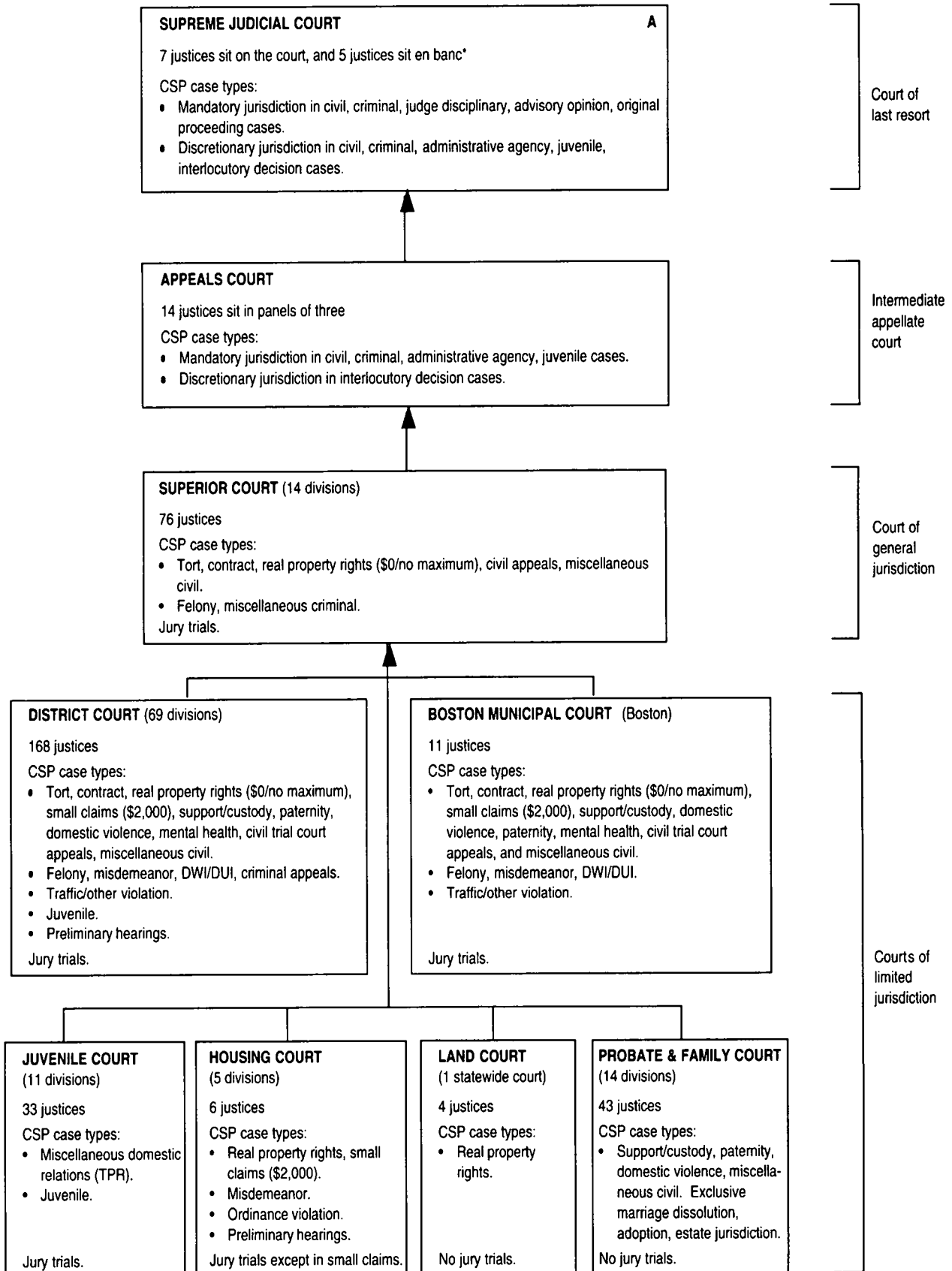
MAINE COURT STRUCTURE, 1997



MARYLAND COURT STRUCTURE, 1997



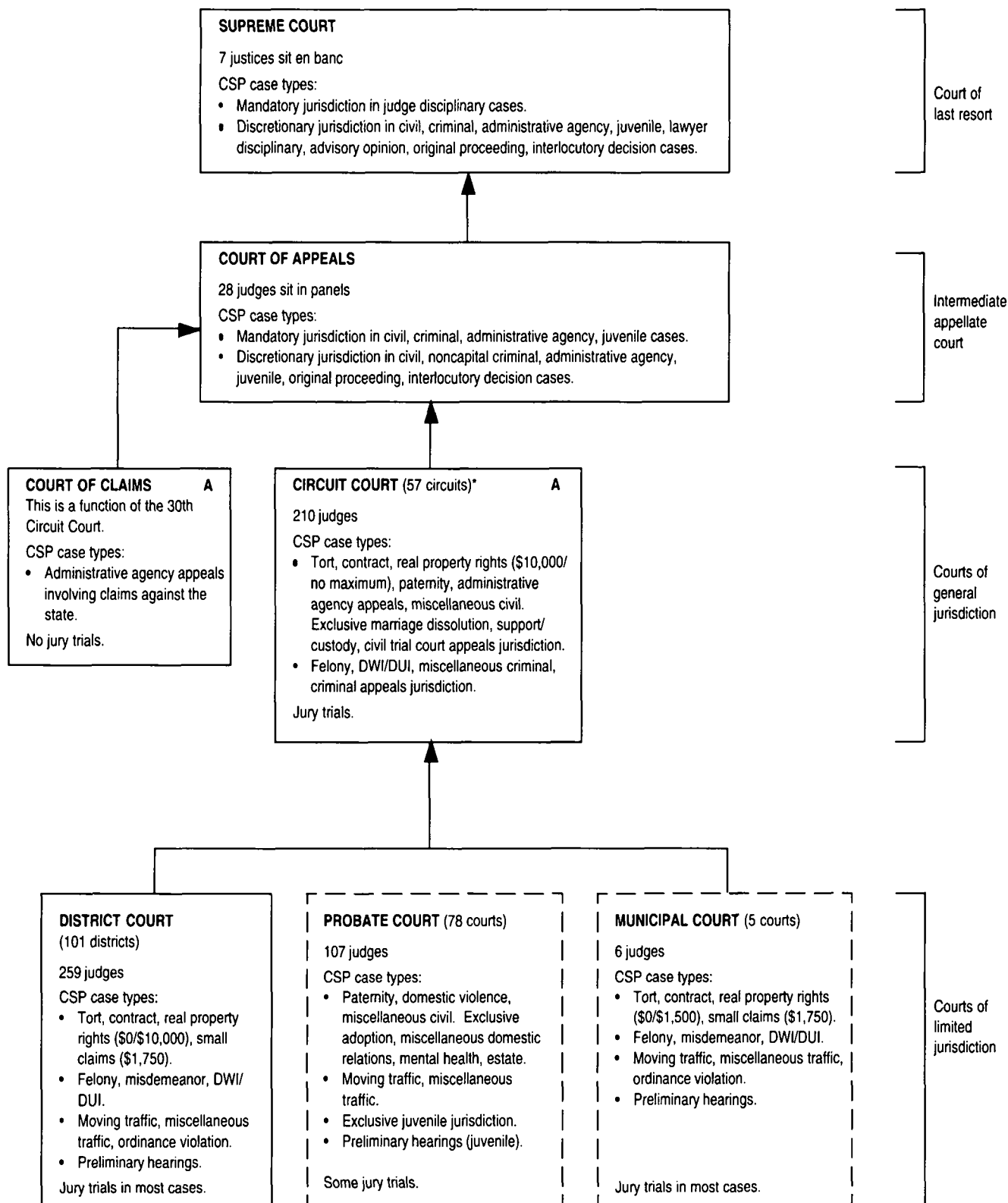
MASSACHUSETTS COURT STRUCTURE, 1997



* The justices also sit individually in the "single justice" side of the court, on a rotating basis.

Note: The Trial Court of the Commonwealth was de-unified for 1997, and the former court departments now function as completely separate courts.

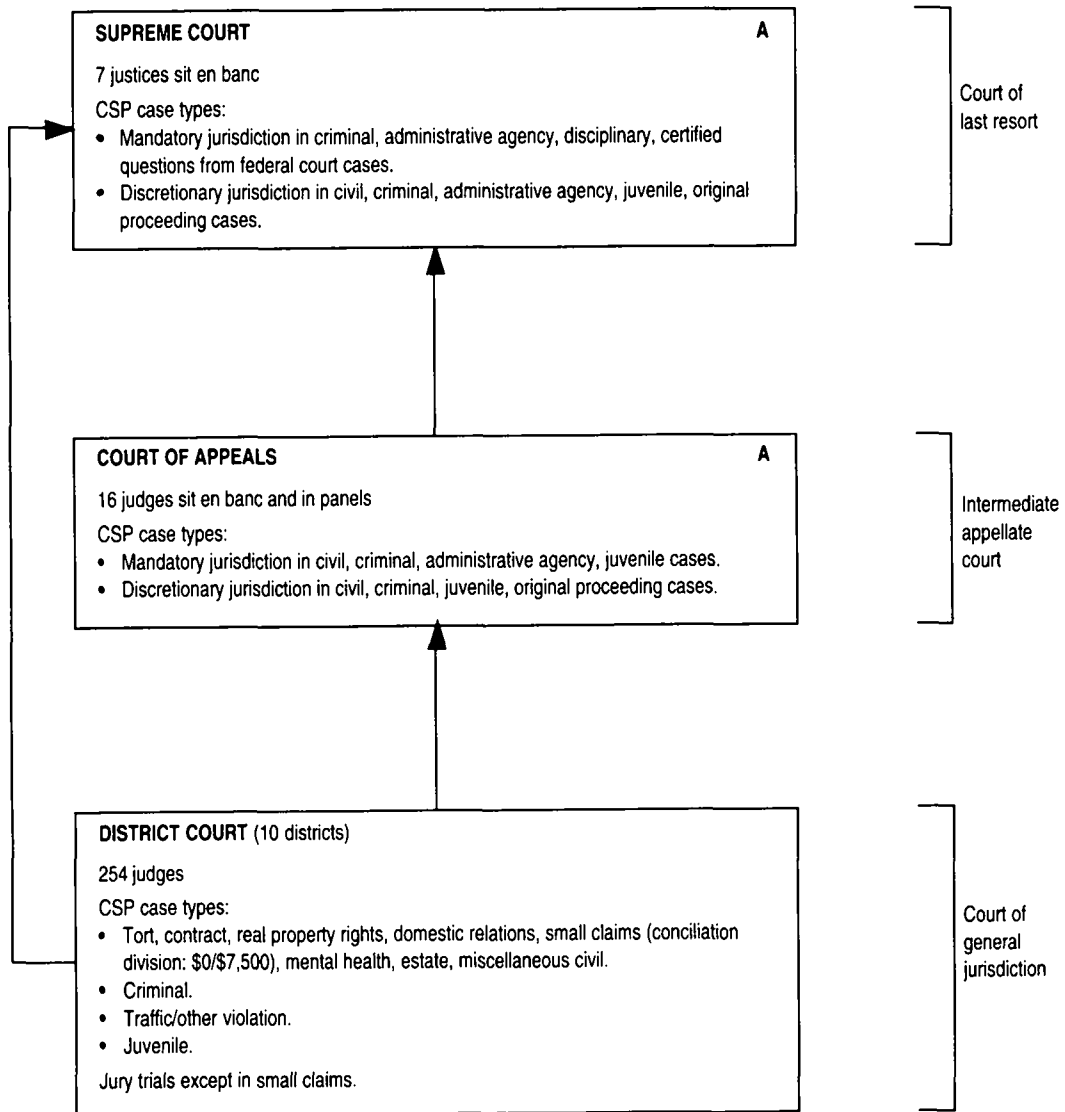
MICHIGAN COURT STRUCTURE, 1997



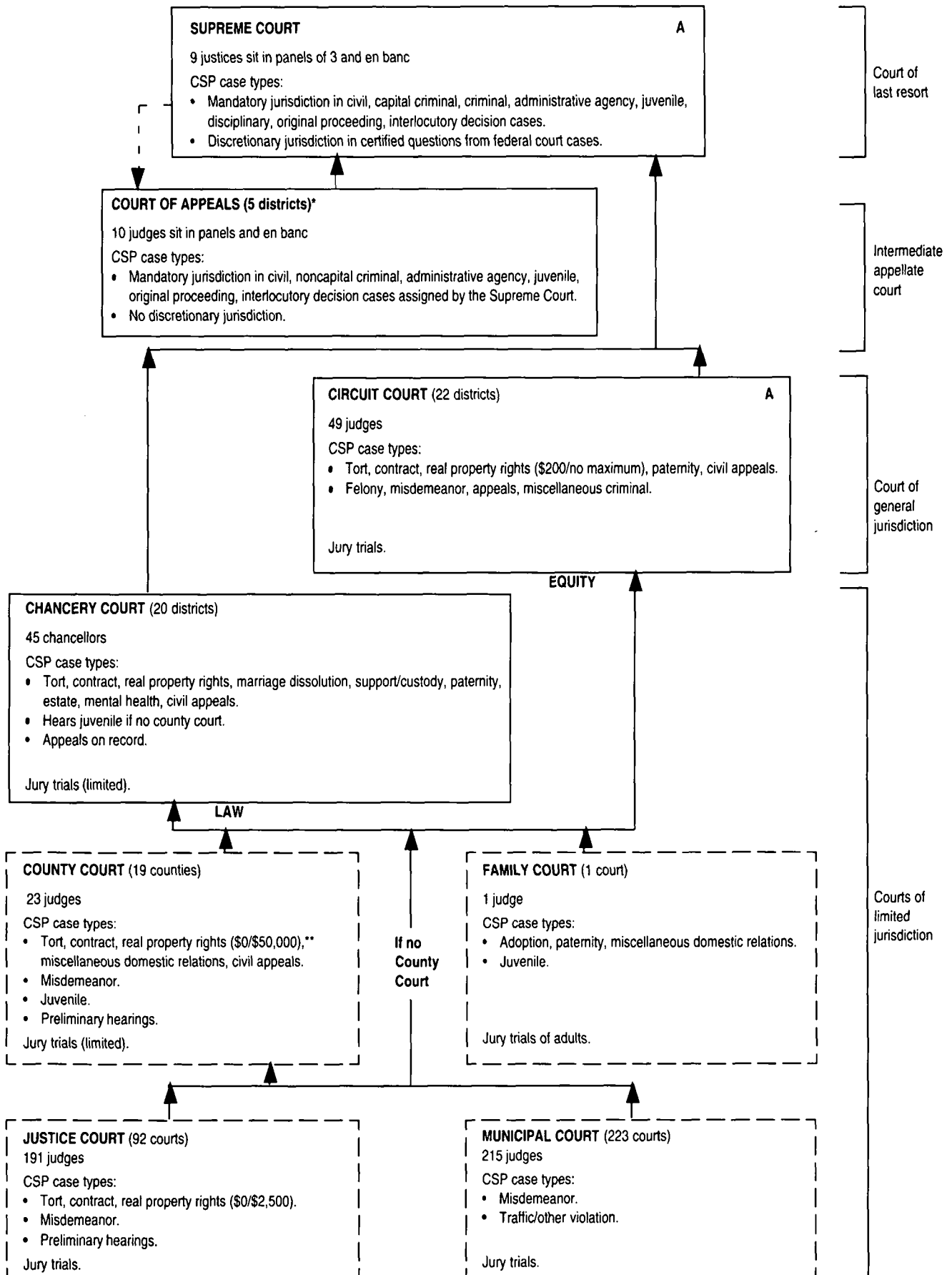
* The Recorder's Court of Detroit merged with the Circuit Court effective October 1, 1997.

Note: A Family Court was created and will become operational on January 1, 1998.

MINNESOTA COURT STRUCTURE, 1997

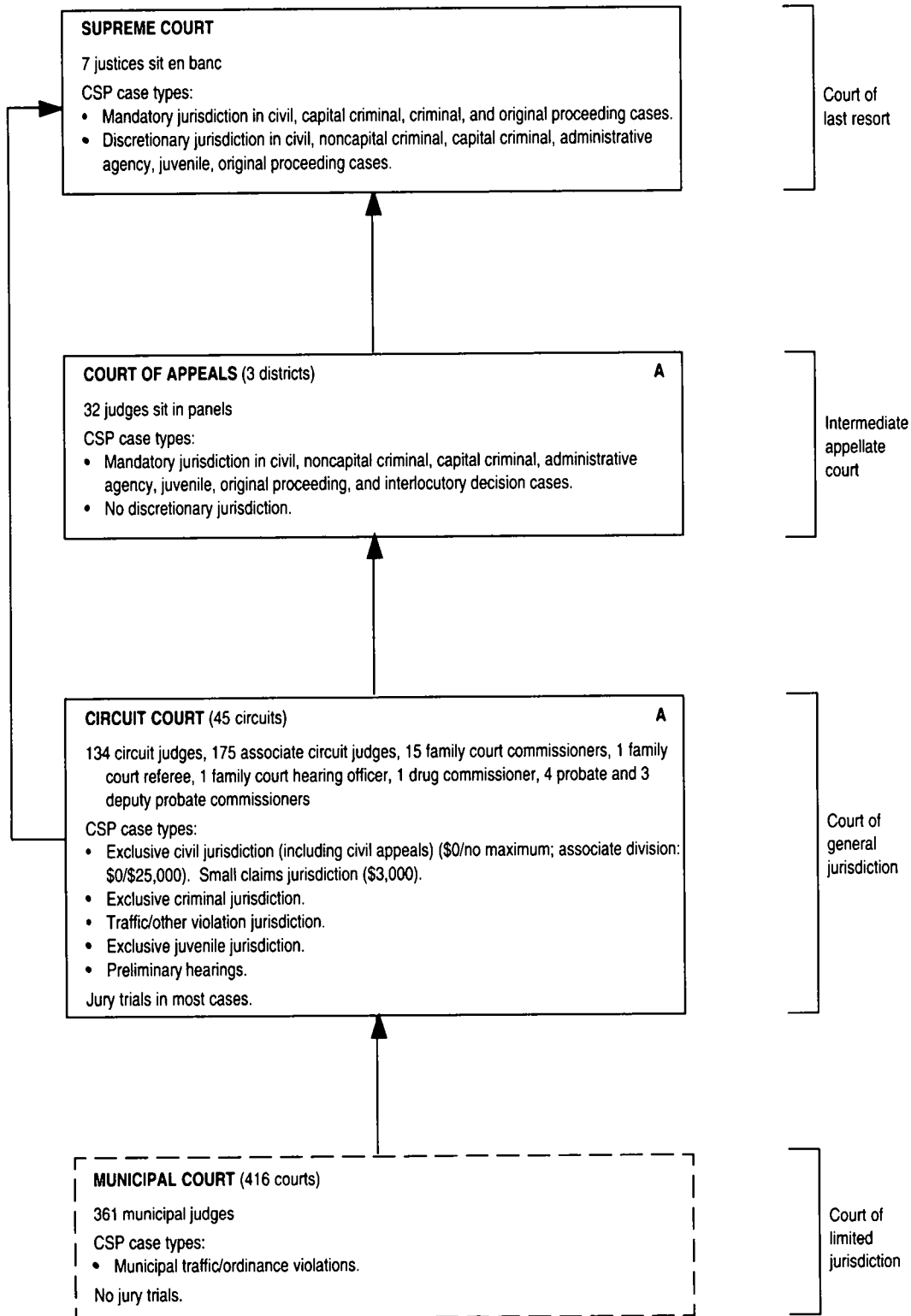


MISSISSIPPI COURT STRUCTURE, 1997

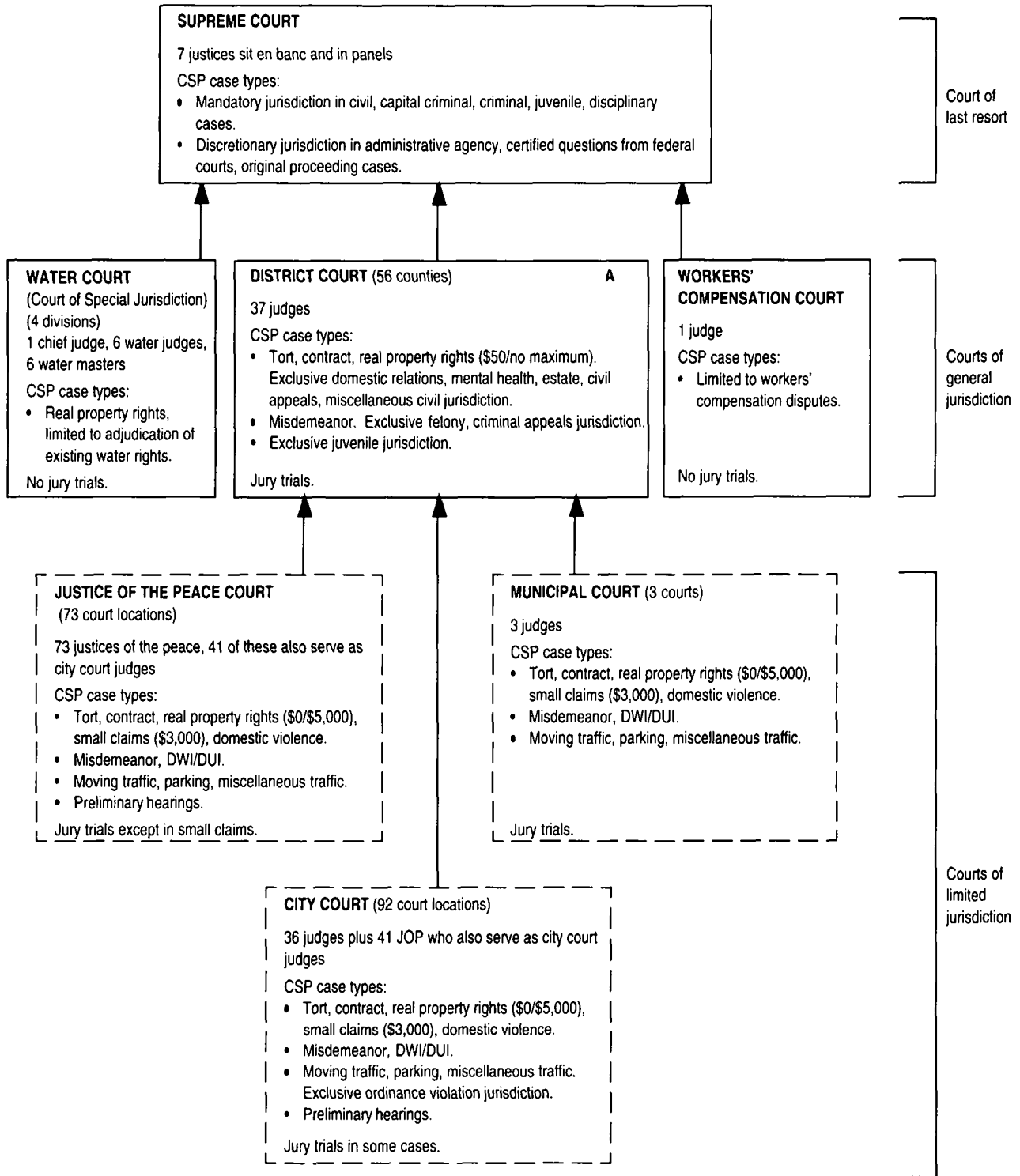


* The Court of Appeals became operational in January 1995. ** Increases to \$75,000 effective July 1998. - - Indicates assignment of cases.

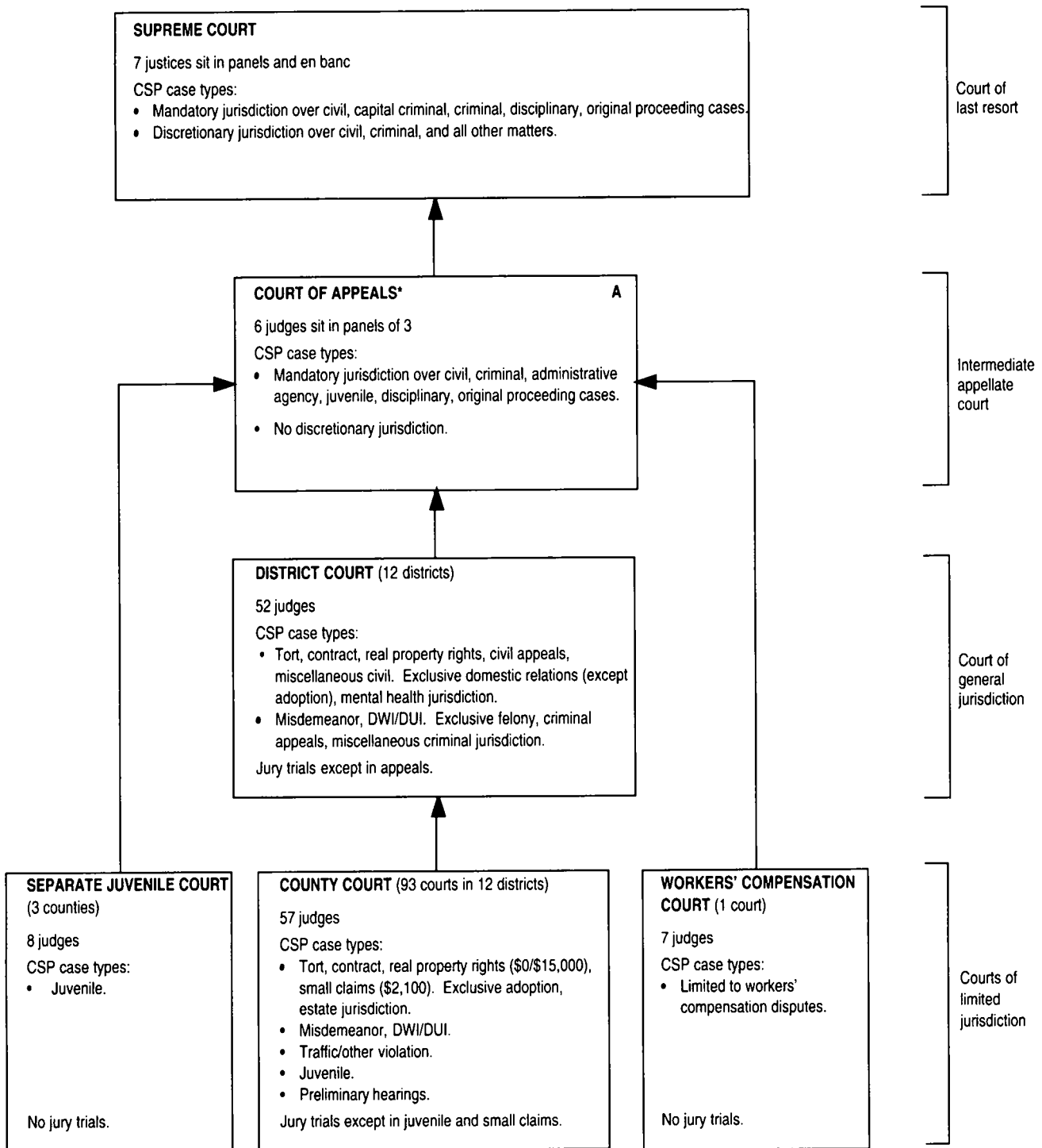
MISSOURI COURT STRUCTURE, 1997



MONTANA COURT STRUCTURE, 1997

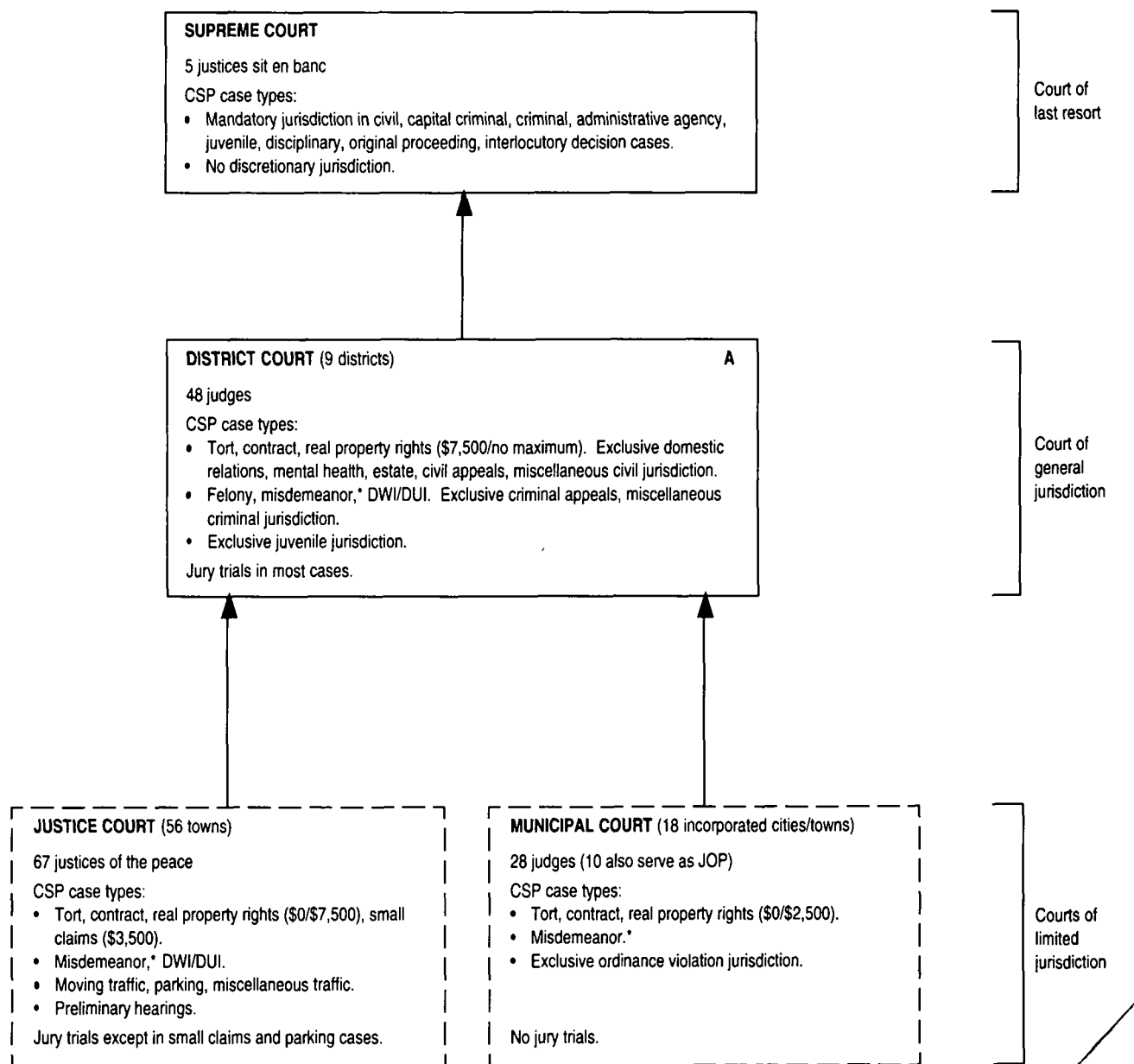


NEBRASKA COURT STRUCTURE, 1997



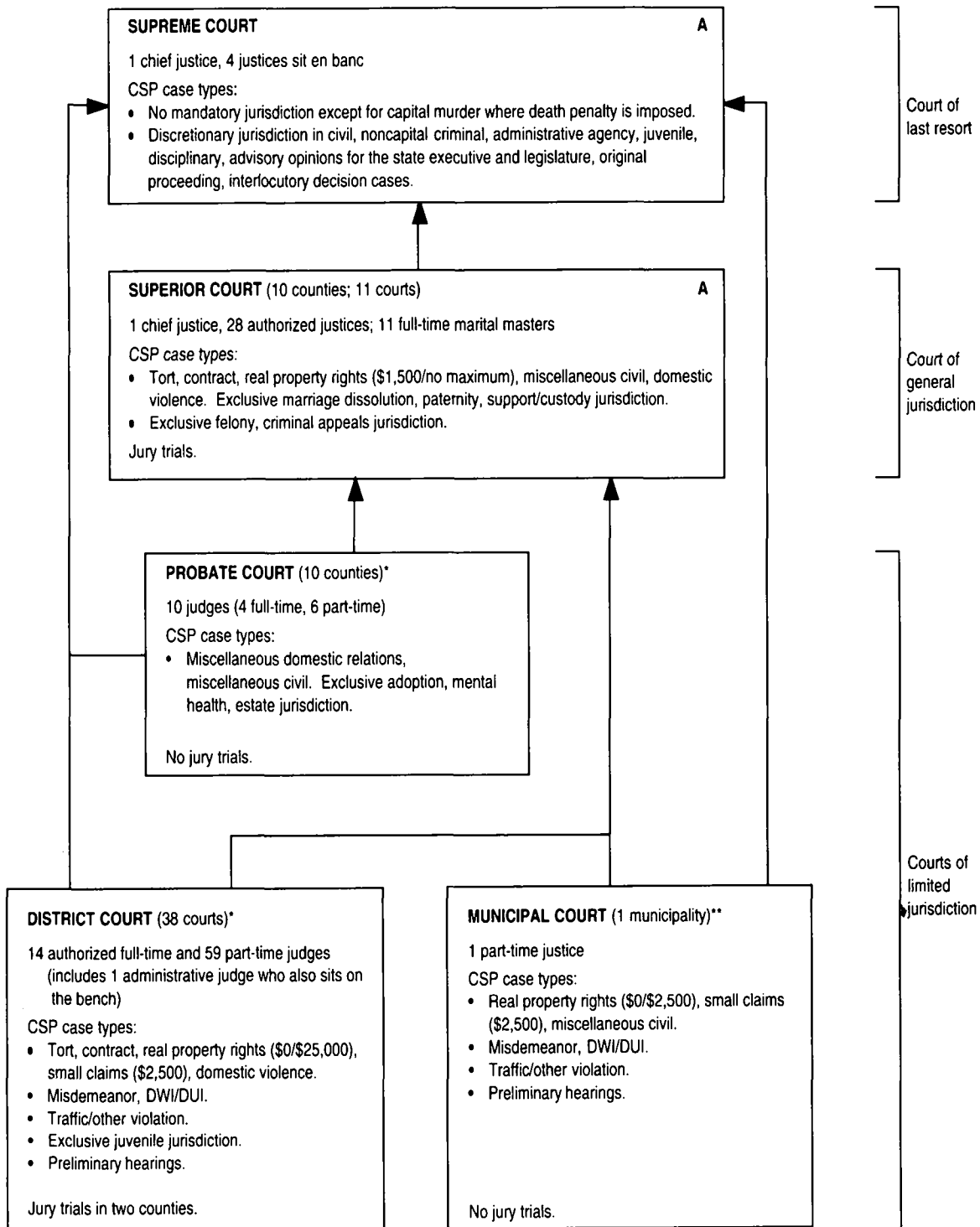
* The Nebraska Court of Appeals was established September 6, 1991.

NEVADA COURT STRUCTURE, 1997



* District Court hears gross misdemeanor cases; Justice & Municipal Courts hear misdemeanors with fines under \$1,000 and/or sentence of less than six months.

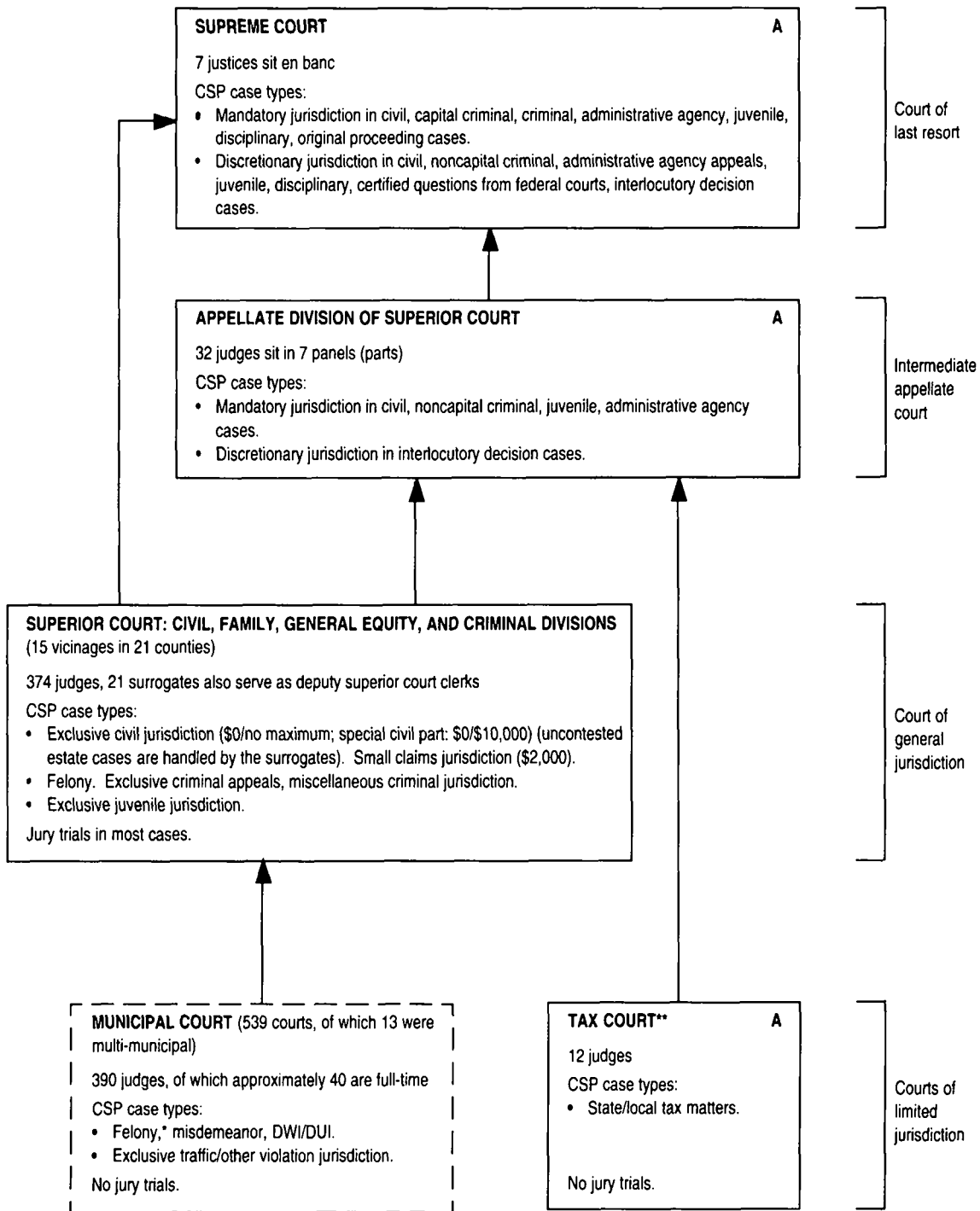
NEW HAMPSHIRE COURT STRUCTURE, 1997



* A Family Division Pilot Program was created by the Legislature in 1995 and operates in six district courts and two probate courts.

** The municipal court is being phased out (by statute) upon retirement and/or resignation of sitting justices.

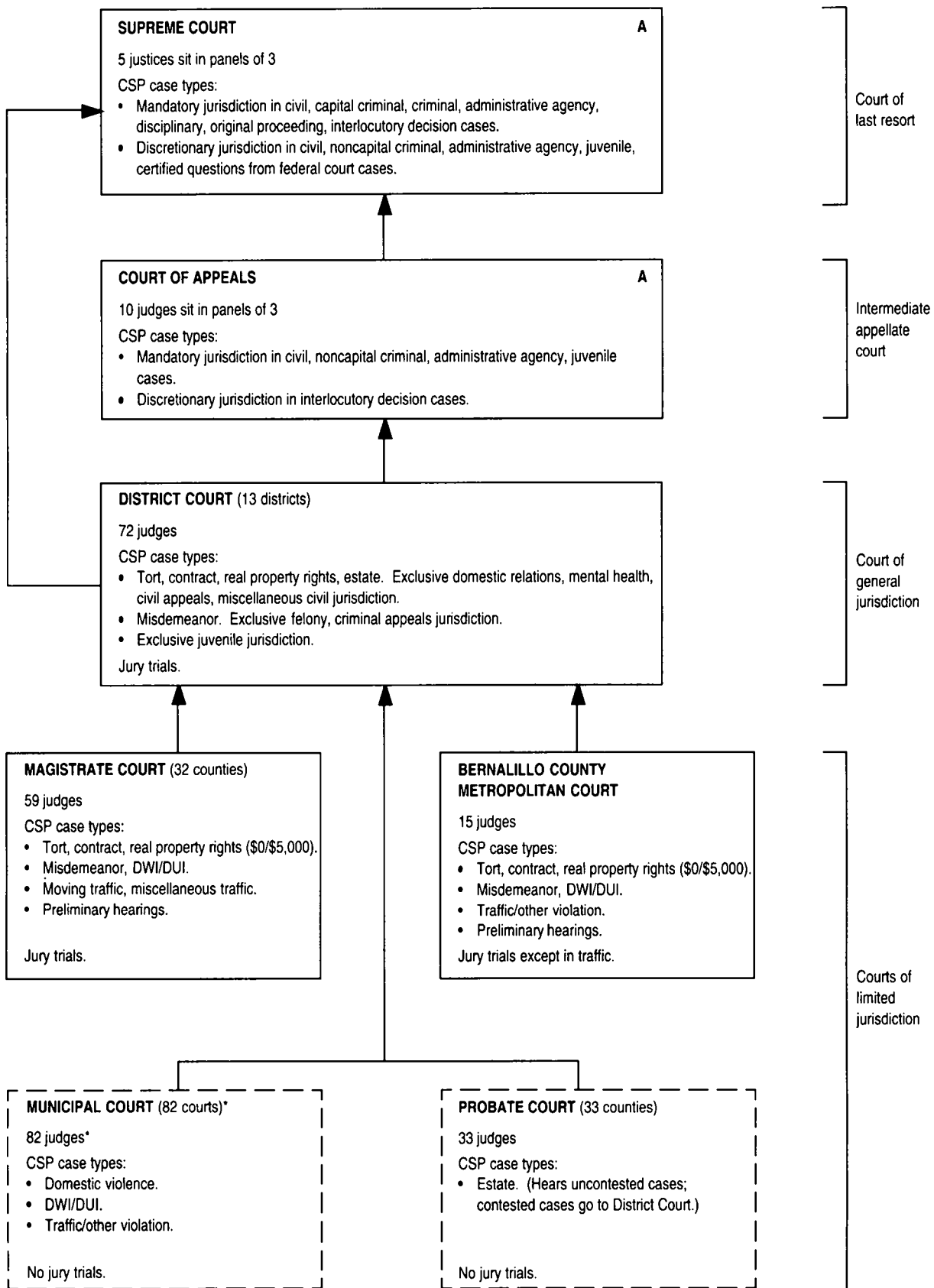
NEW JERSEY COURT STRUCTURE, 1997



* Felony cases are handled on first appearance in the Municipal Courts and then are transferred through the county Prosecutor's office to the Superior Court.

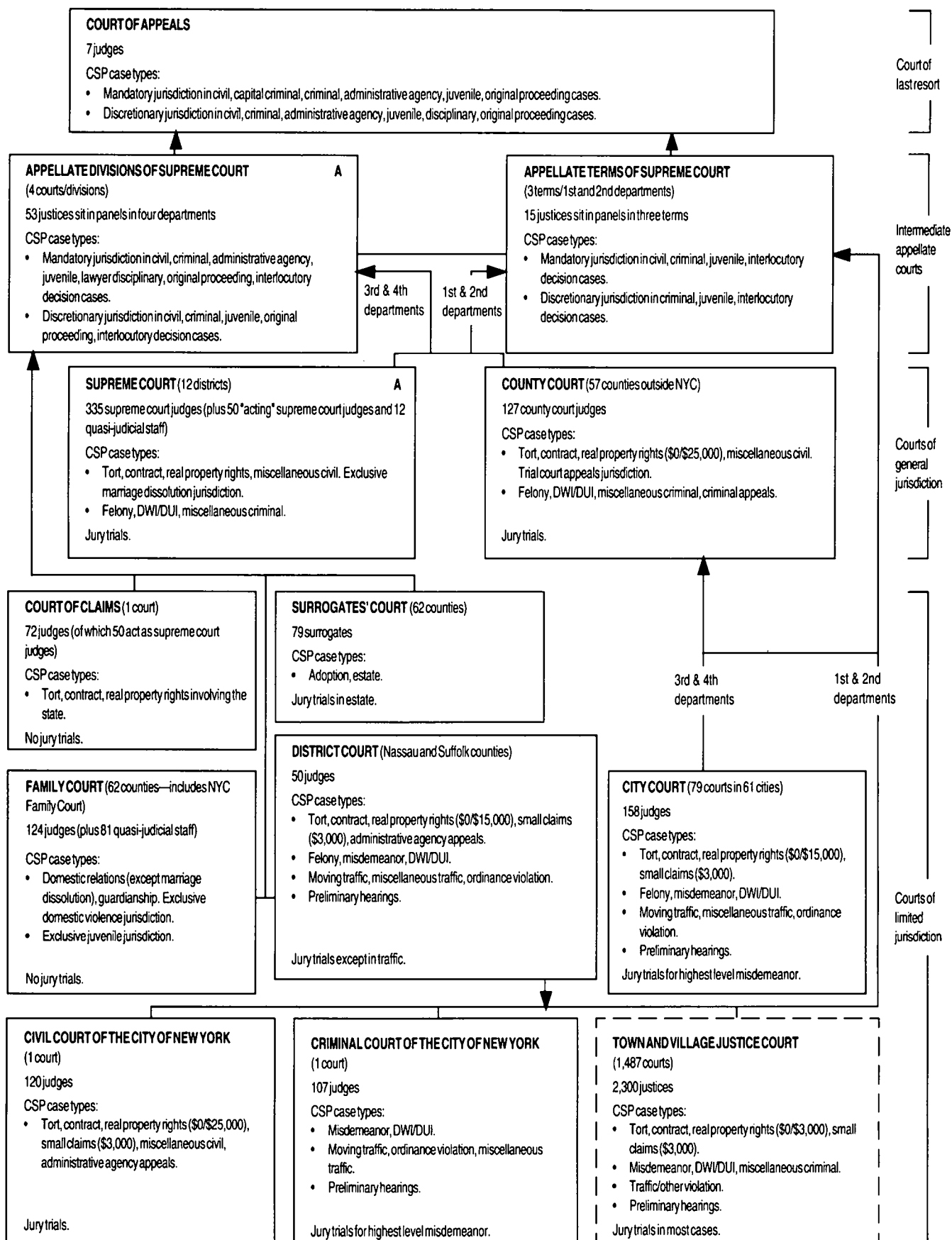
** Tax court is considered a limited jurisdiction court because of its specialized subject matter. Nevertheless, it receives appeals from administrative bodies and its cases are appealed to the intermediate appellate court. Tax court judges have the same general qualifications and terms of service as superior court judges and can be cross assigned.

NEW MEXICO COURT STRUCTURE, 1997



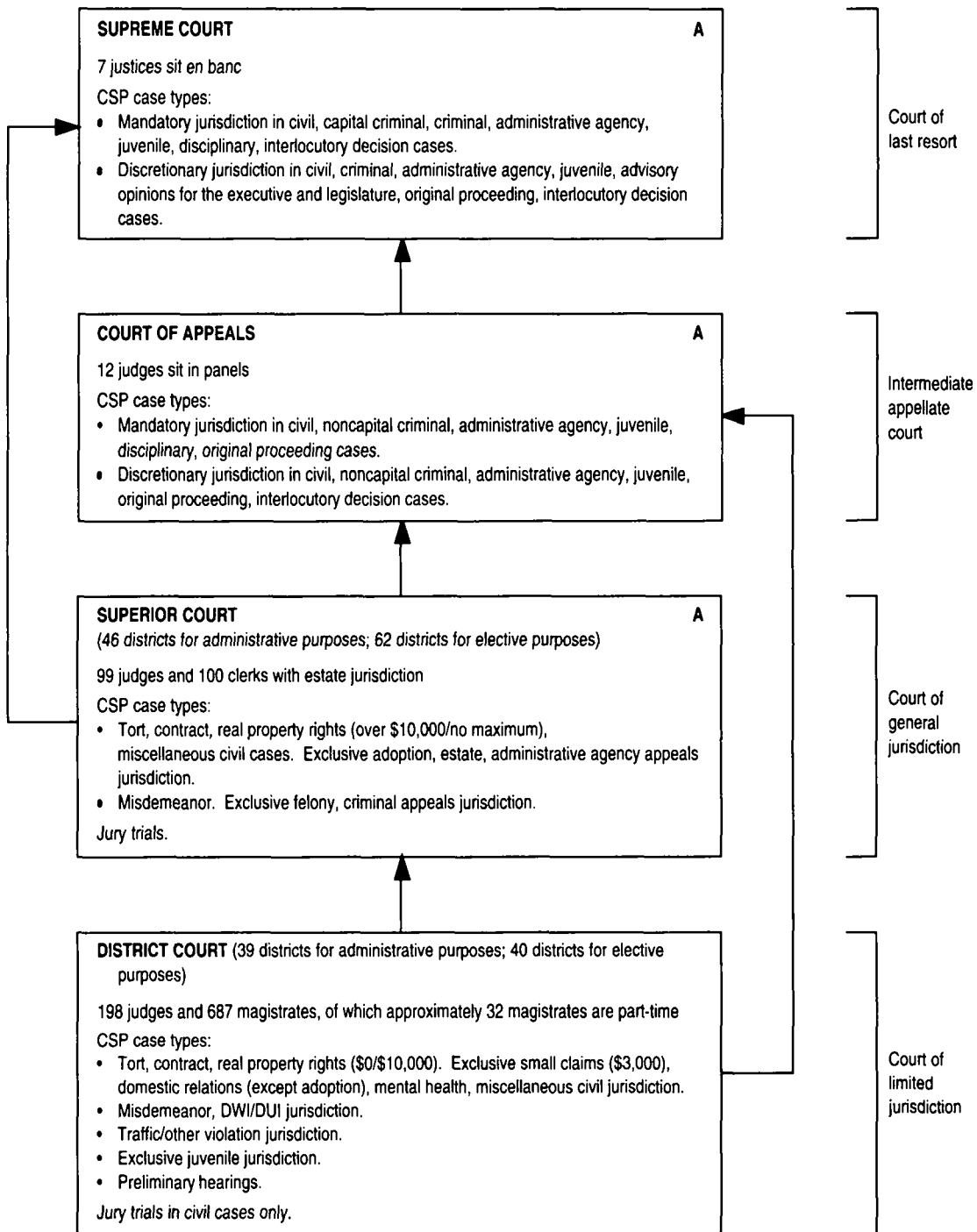
* Increases to 83 courts and 83 judges for FY 97/98.

NEW YORK COURT STRUCTURE, 1997*

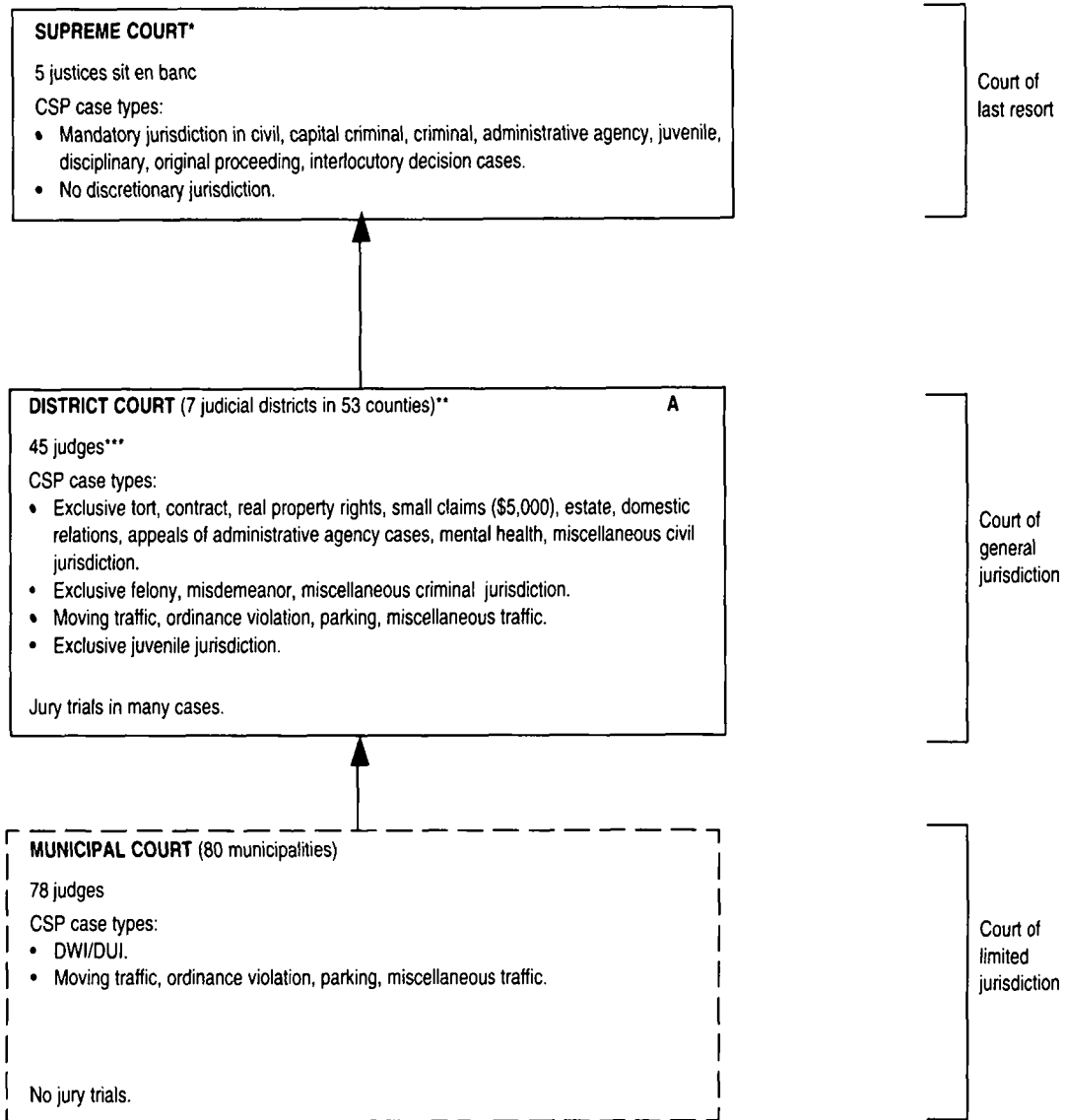


* Unless otherwise noted, numbers reflect statutory authorization. Many judges sit in more than one court so the number of judgeships indicated in this chart does not reflect the actual number of judges in the system.

NORTH CAROLINA COURT STRUCTURE, 1997



NORTH DAKOTA COURT STRUCTURE, 1997

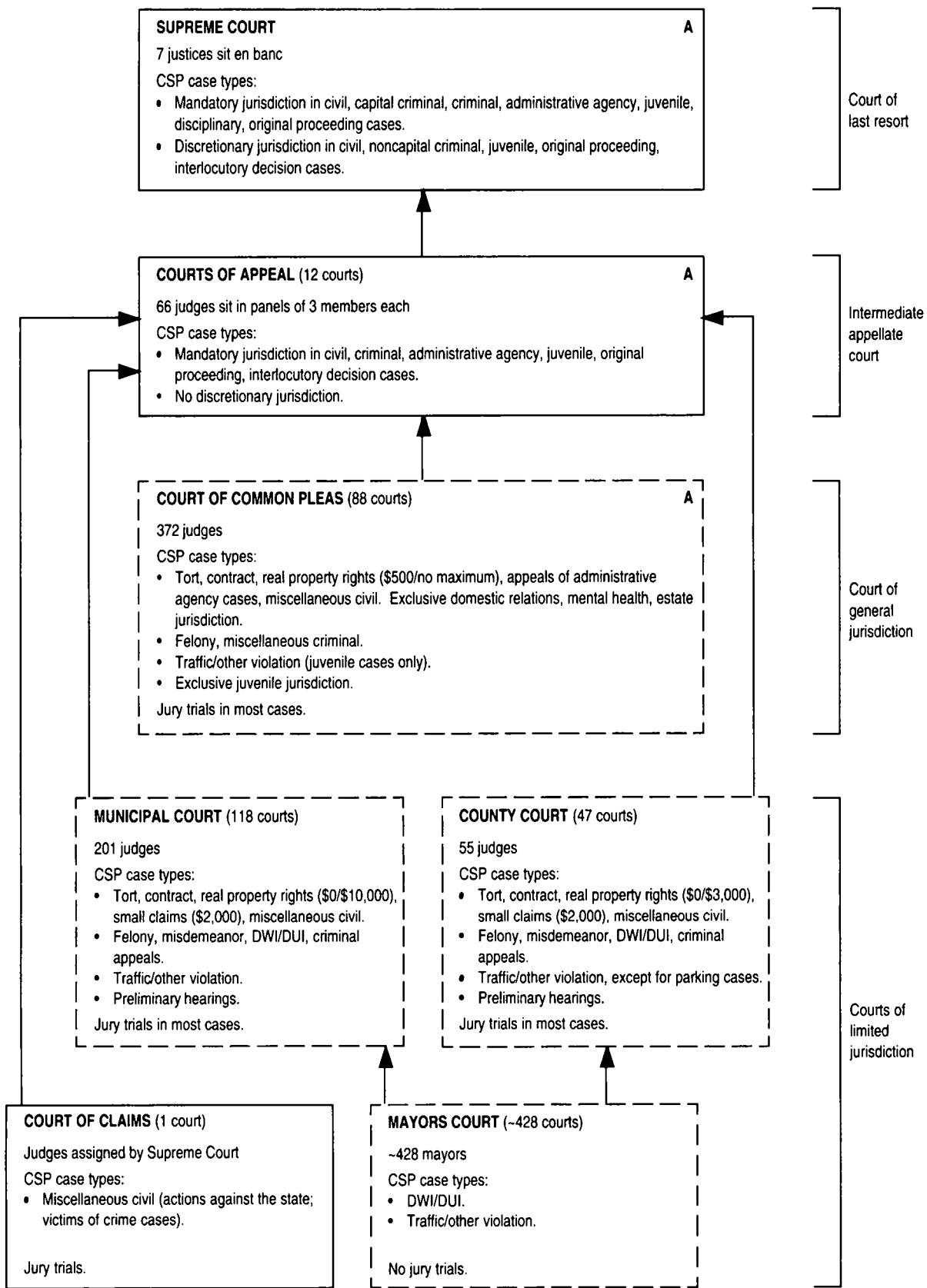


* A temporary court of appeals was established July 1, 1987, to exercise appellate and original jurisdiction as delegated by the supreme court. This court does not sit, has no assigned judges, and has heard no appeals. It is currently unfunded.

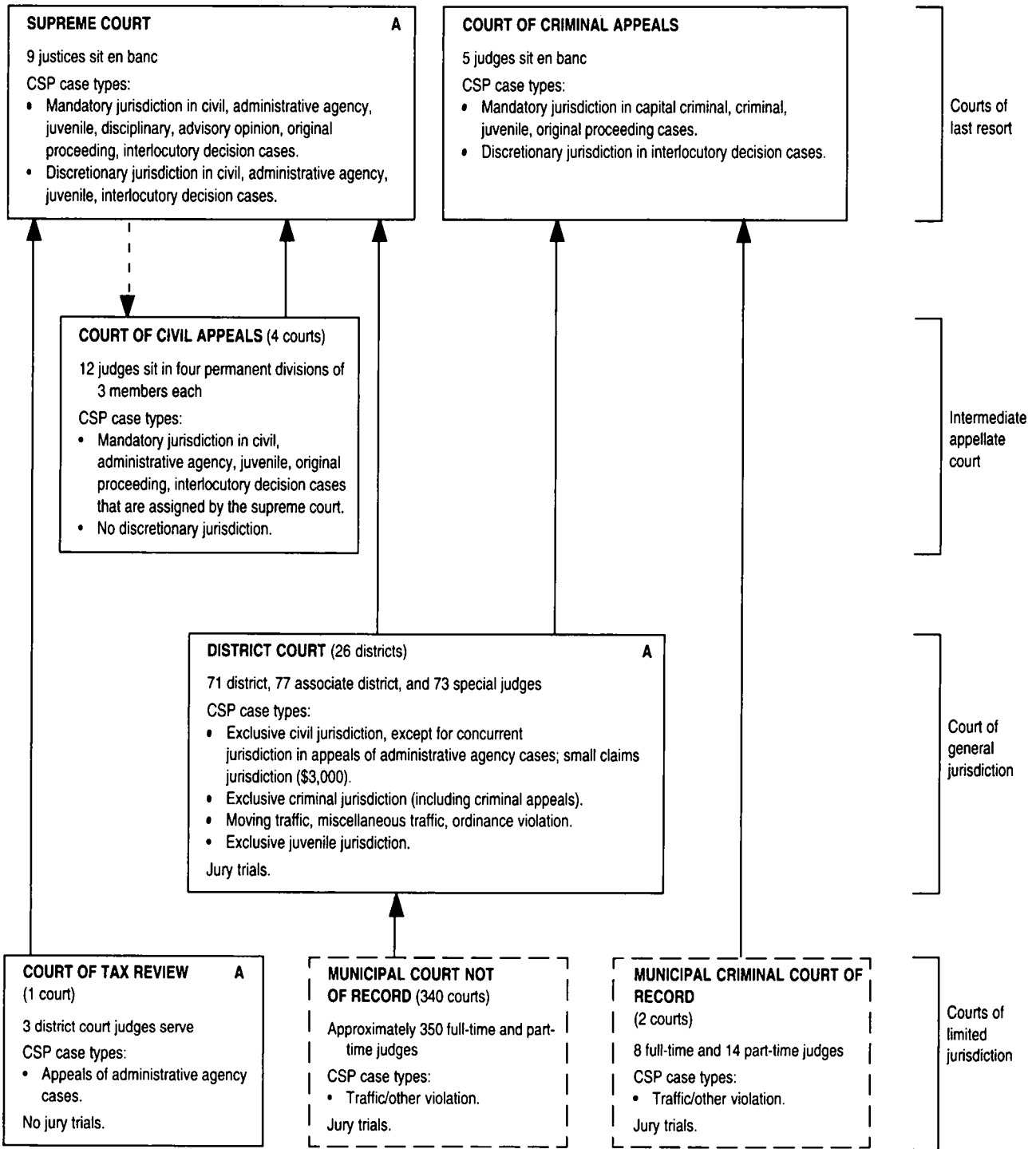
** County Courts were abolished January 1, 1995, with the workload and positions absorbed into the District Court structure.

*** Number of authorized judges must be reduced to 42 by the year 2001.

OHIO COURT STRUCTURE, 1997



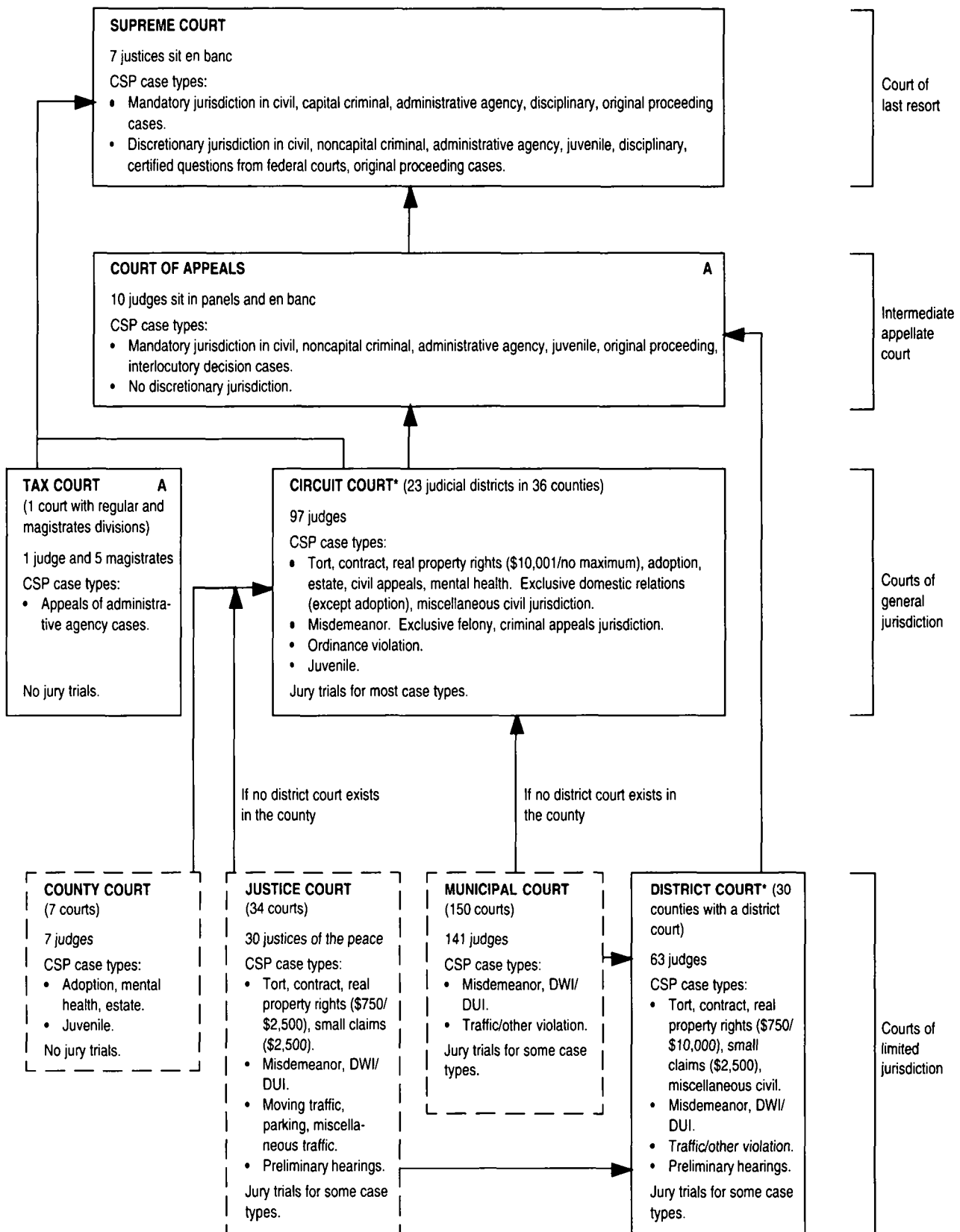
OKLAHOMA COURT STRUCTURE, 1997



- - Indicates assignment of cases.

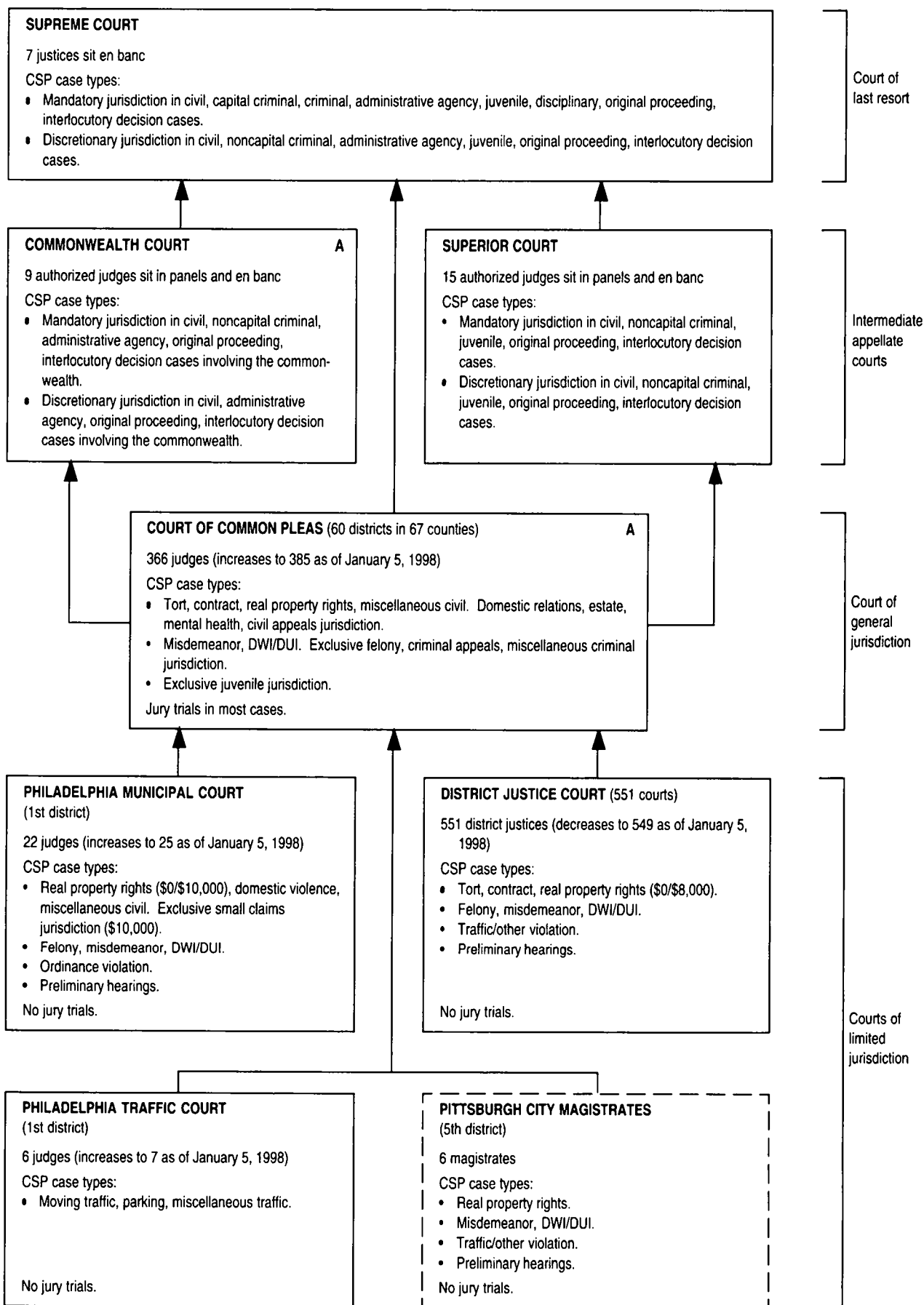
Note: Oklahoma has a workers' compensation court, which hears complaints that are handled exclusively by administrative agencies in other states.

OREGON COURT STRUCTURE, 1997

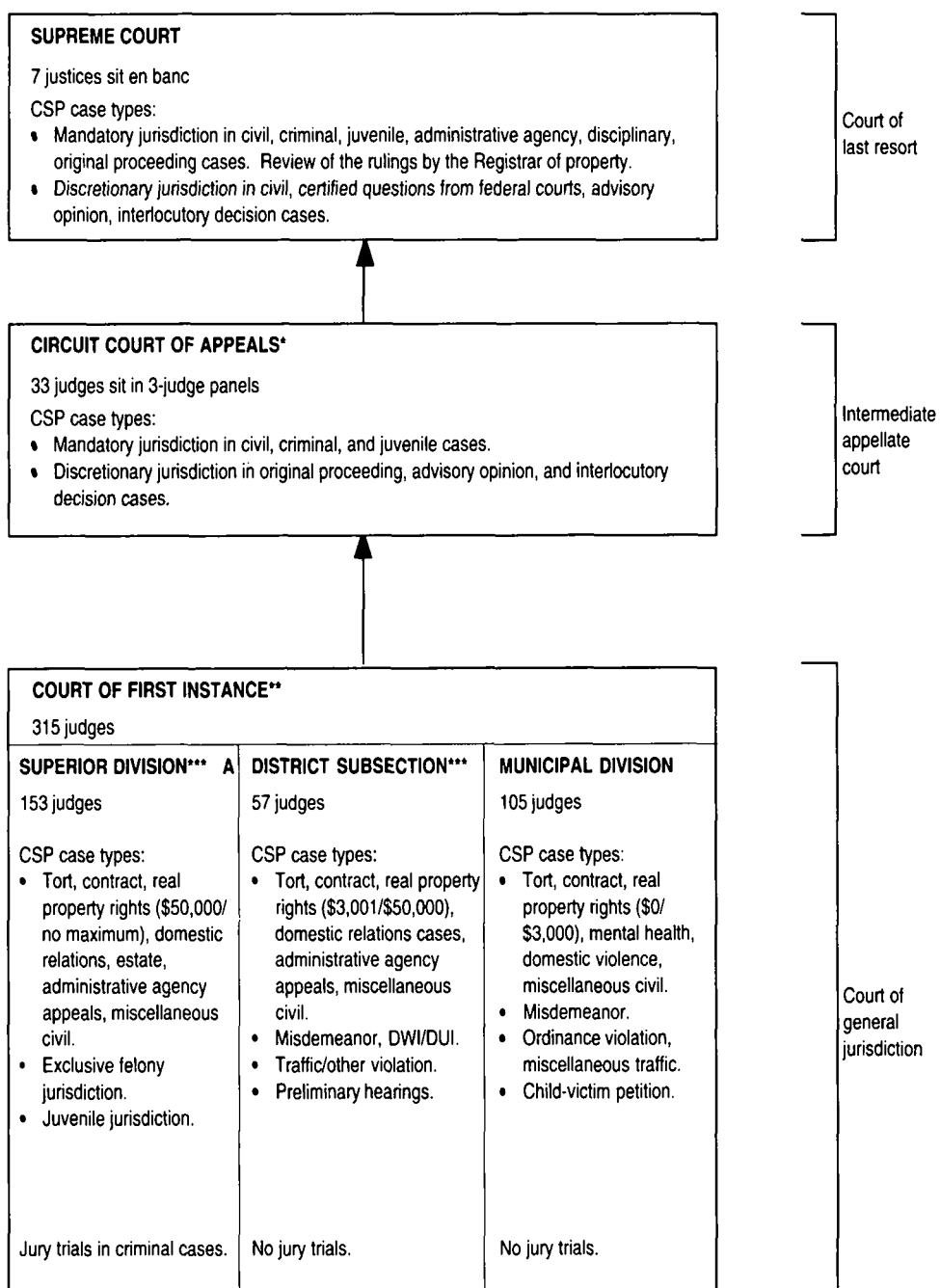


* Effective January 15, 1998, all District Courts will be eliminated and District judges will become Circuit judges.

PENNSYLVANIA COURT STRUCTURE, 1997



PUERTO RICO COURT STRUCTURE, 1997

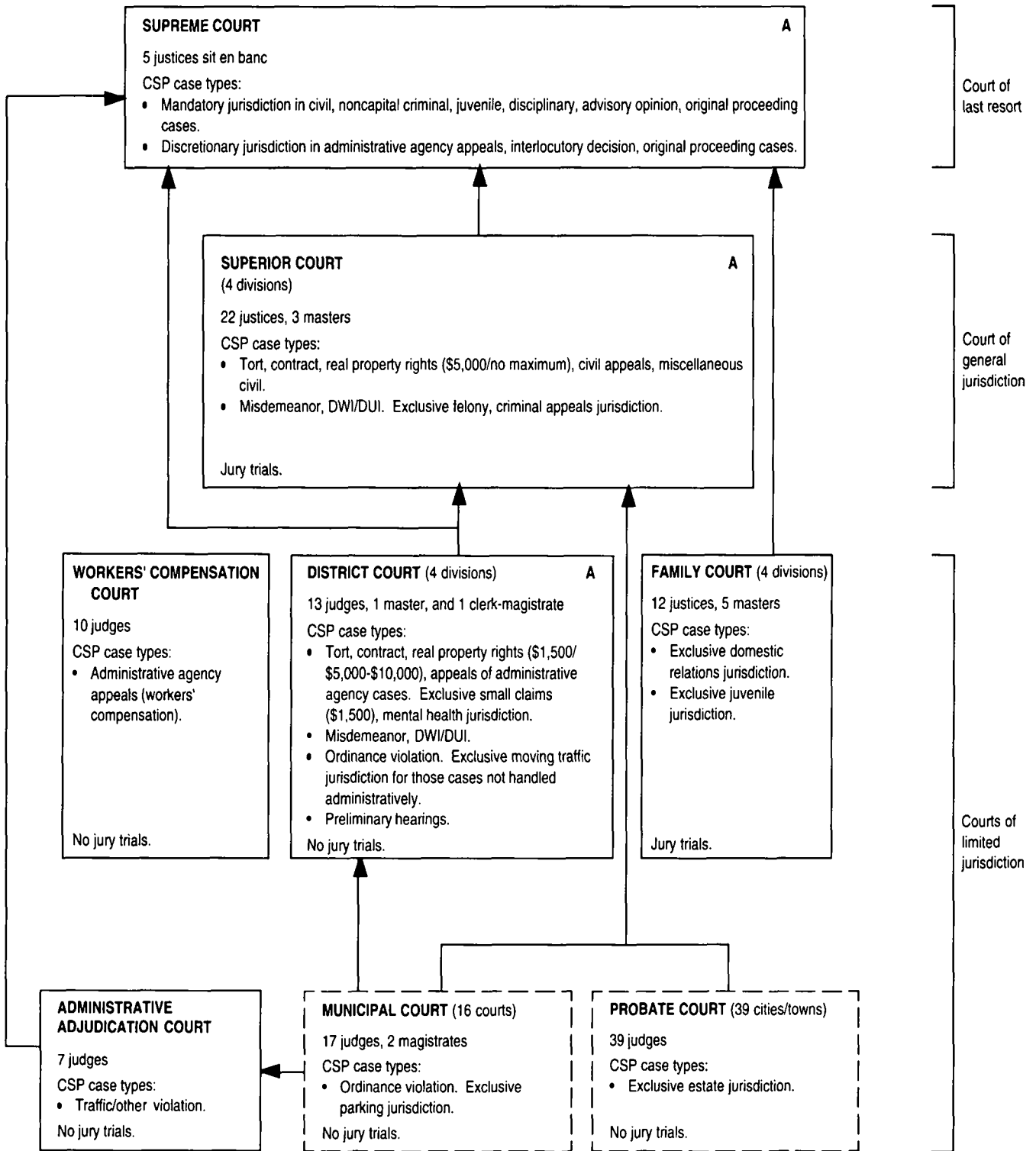


*Created July 28, 1994; operational January 1, 1995.

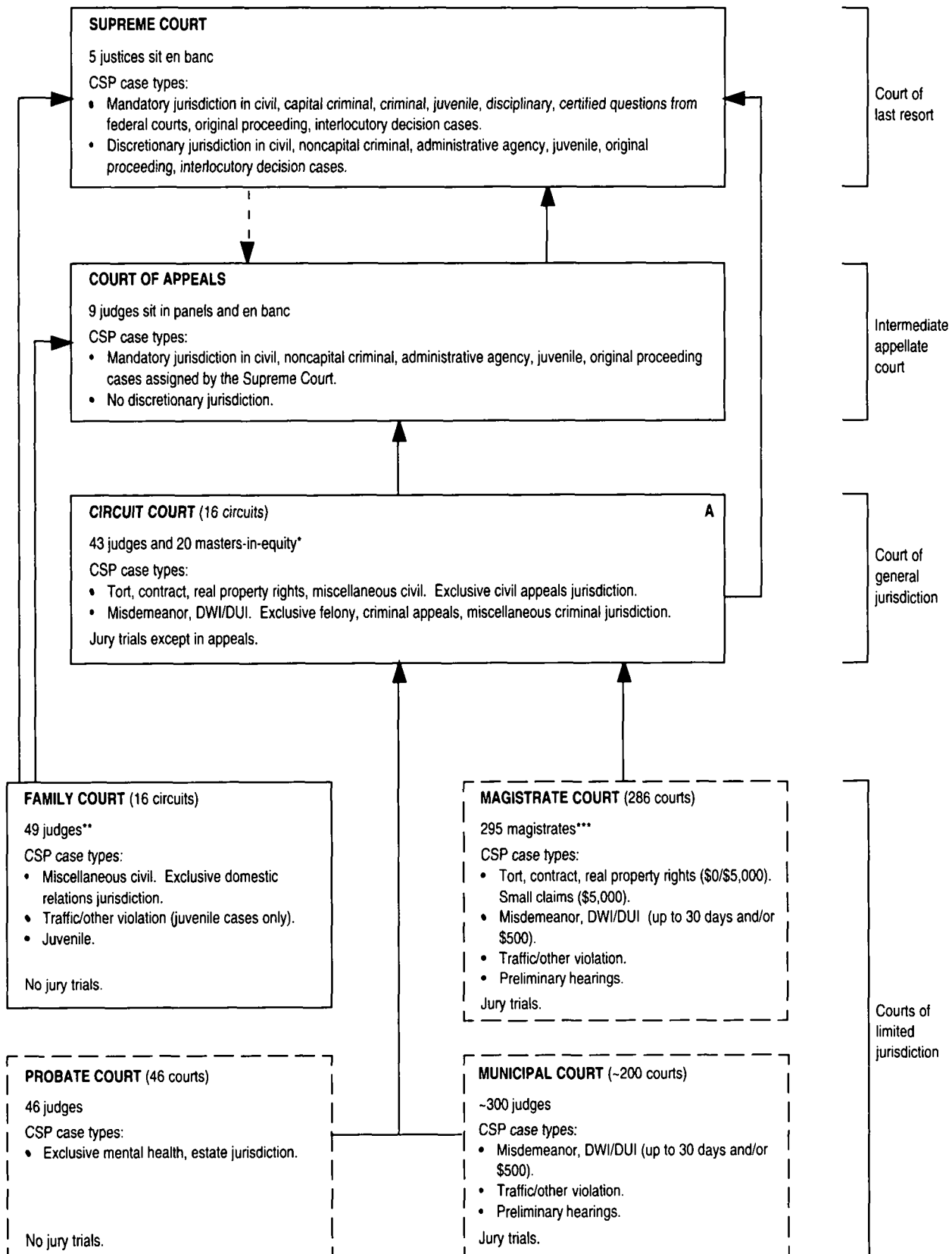
**Created in 1994; operational in 1995.

***The Judicial Reform Act of 1994 establishes the eventual abolition of the District Subsection. The Superior Division has concurrent jurisdiction with the District Subsection during the process of its abolition.

RHODE ISLAND COURT STRUCTURE, 1997



SOUTH CAROLINA COURT STRUCTURE, 1997



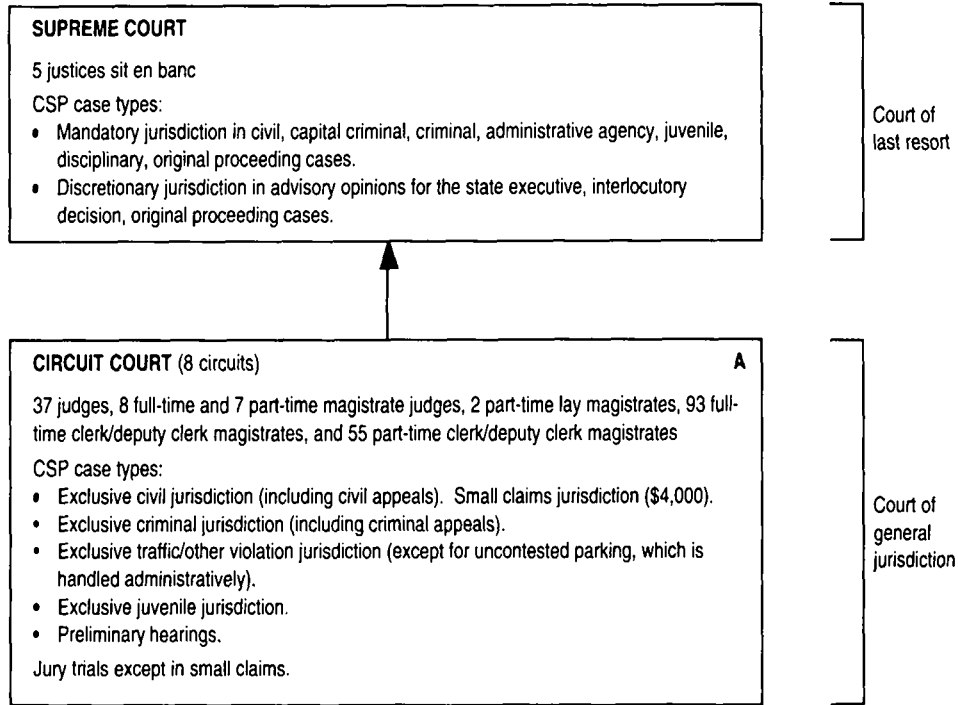
* Increases to 46 judges and 21 masters-in-equity effective July 1, 1998.

** Increases to 52 judges effective July 1, 1998.

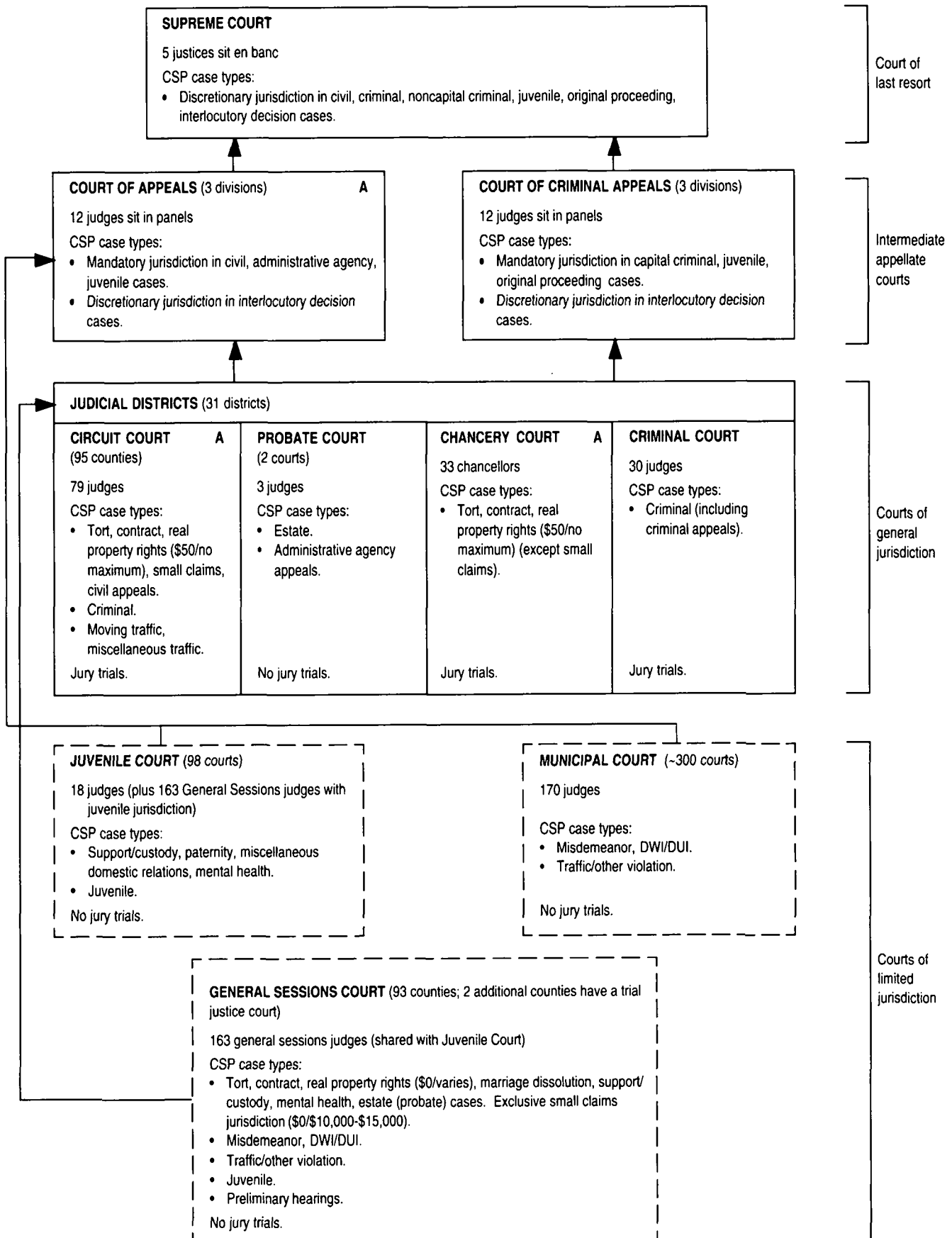
*** Increases to ~300 magistrates effective July 1, 1998.

- - - Indicates assignment of cases.

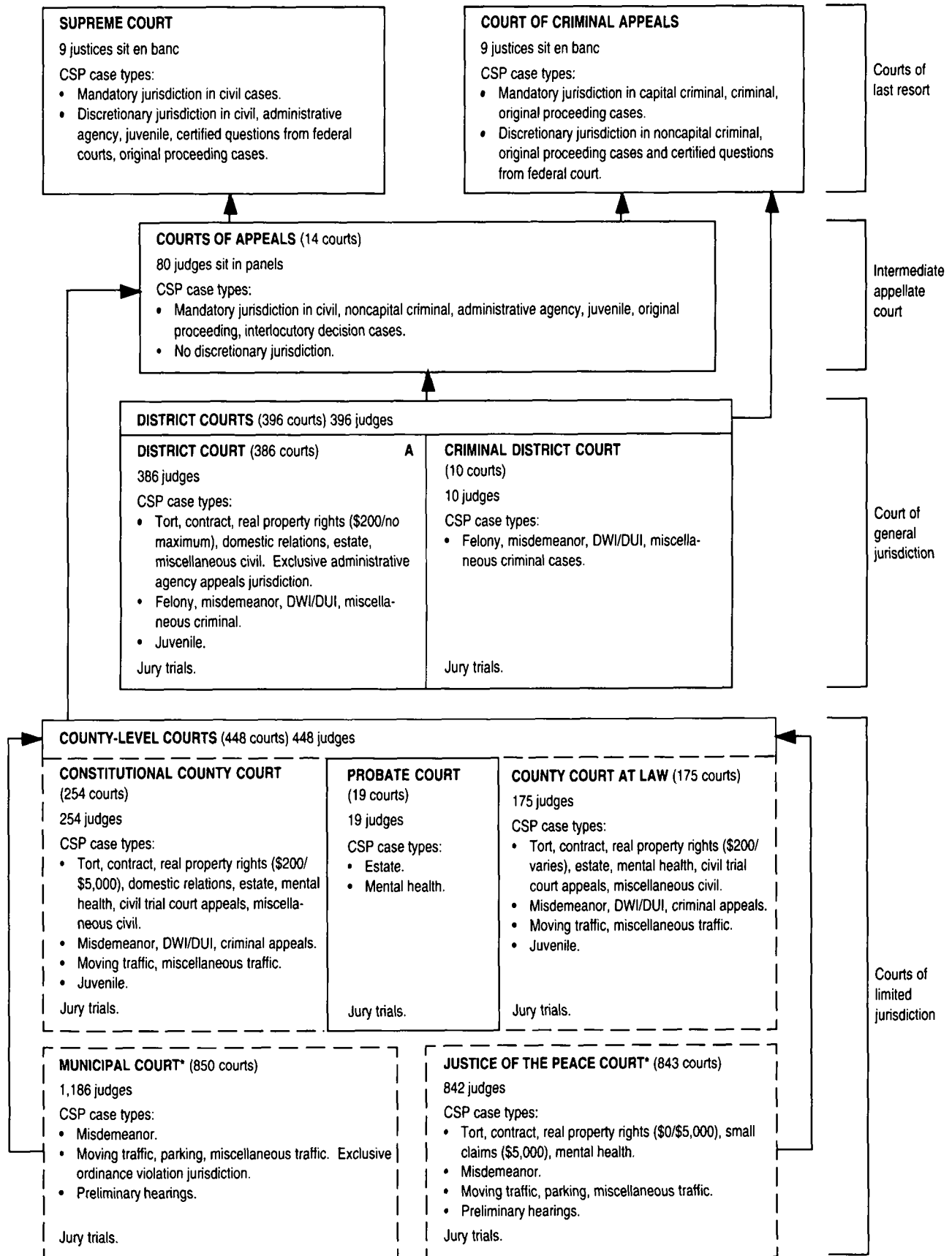
SOUTH DAKOTA COURT STRUCTURE, 1997



TENNESSEE COURT STRUCTURE, 1997

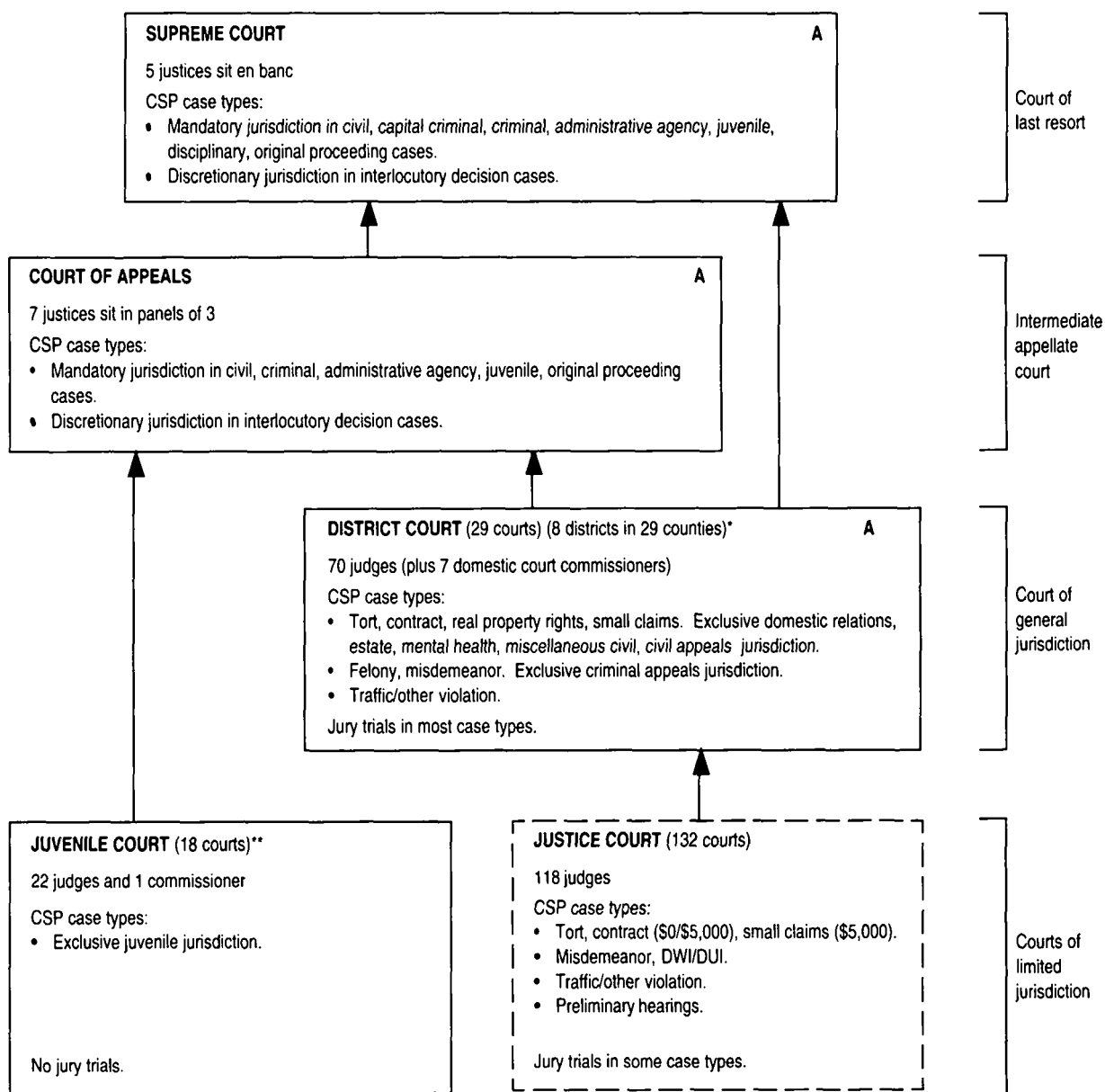


TEXAS COURT STRUCTURE, 1997



* Some municipal and justice of the peace courts may appeal to the district court.

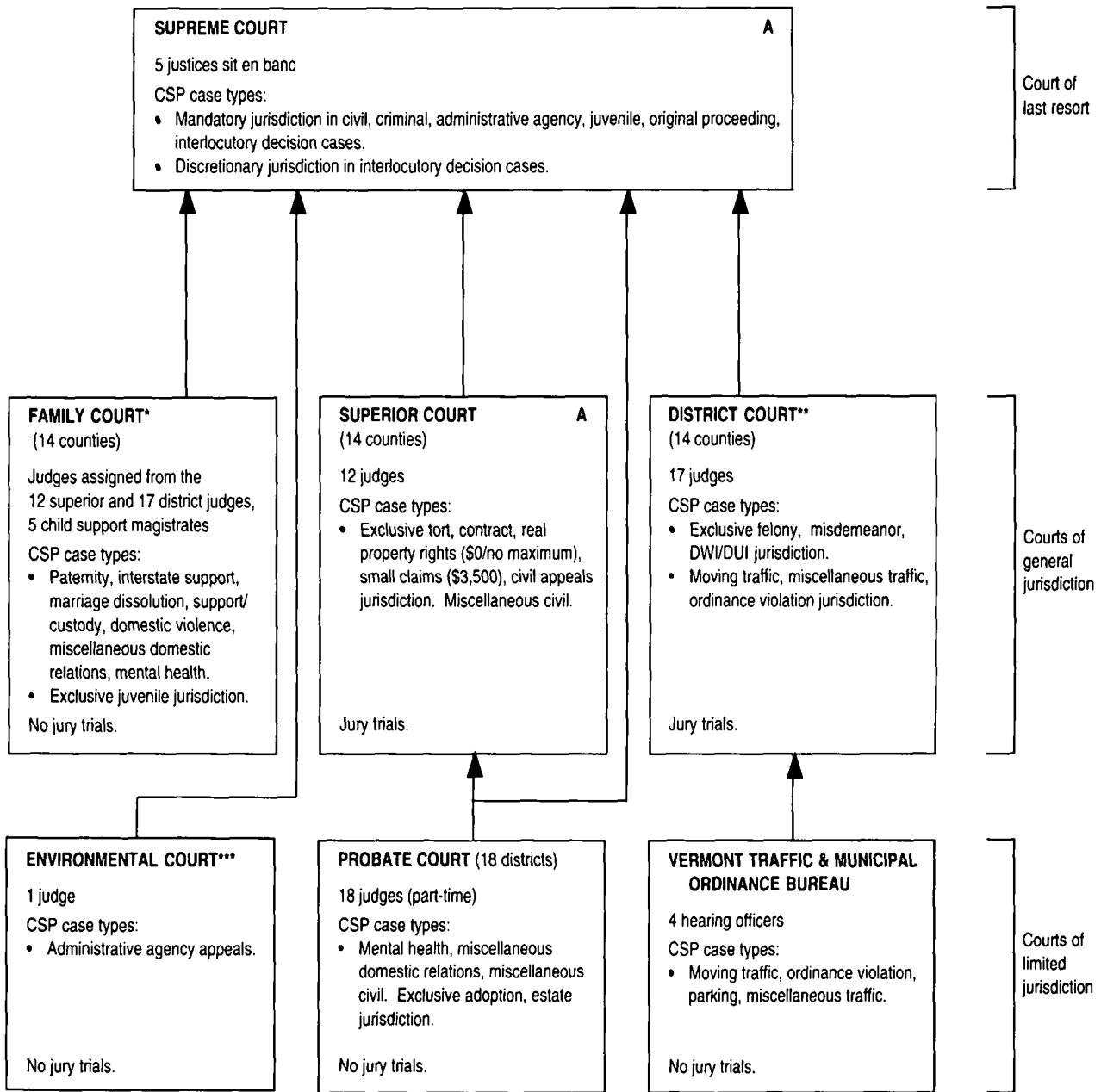
UTAH COURT STRUCTURE, 1997



*As of July 1, 1996, the District Court completed its merger with the Circuit Court.

** Two additional courts were added September 1997 and January 1998.

VERMONT COURT STRUCTURE, 1997



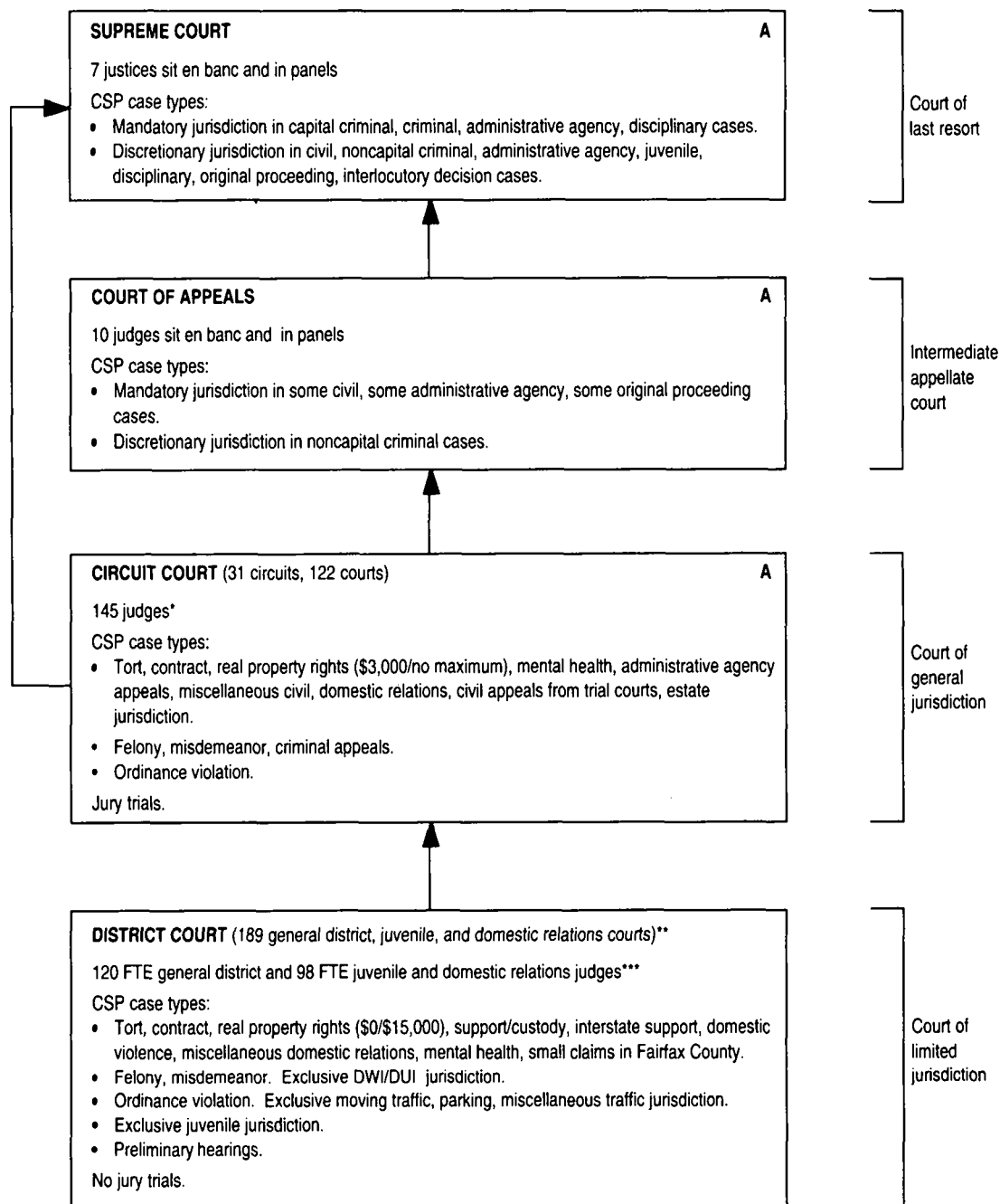
* Vermont established family courts in 1990.

** The district court, although created as a court of limited jurisdiction, has steadily increased its scope to include all criminal matters. In 1983, the district court was granted jurisdiction over all criminal cases, and has become the court of general jurisdiction for all criminal matters. Effective July 1, 1990, most traffic offenses became civil violations and were placed in the jurisdiction of the Vermont Traffic and Municipal Ordinance Bureau.

*** Vermont established an environmental court in 1990.

Note: An additional 28 assistant judges participate in findings of fact in Superior and Family Court cases. Some assistant judges, after special training, may hear small claims cases and traffic complaints, conduct criminal arraignments, and decide child support, parentage, and uncontested divorce proceedings. These assistant judges (who need not be attorneys) are elected to four-year terms by voters in Vermont's 14 counties.

VIRGINIA COURT STRUCTURE, 1997

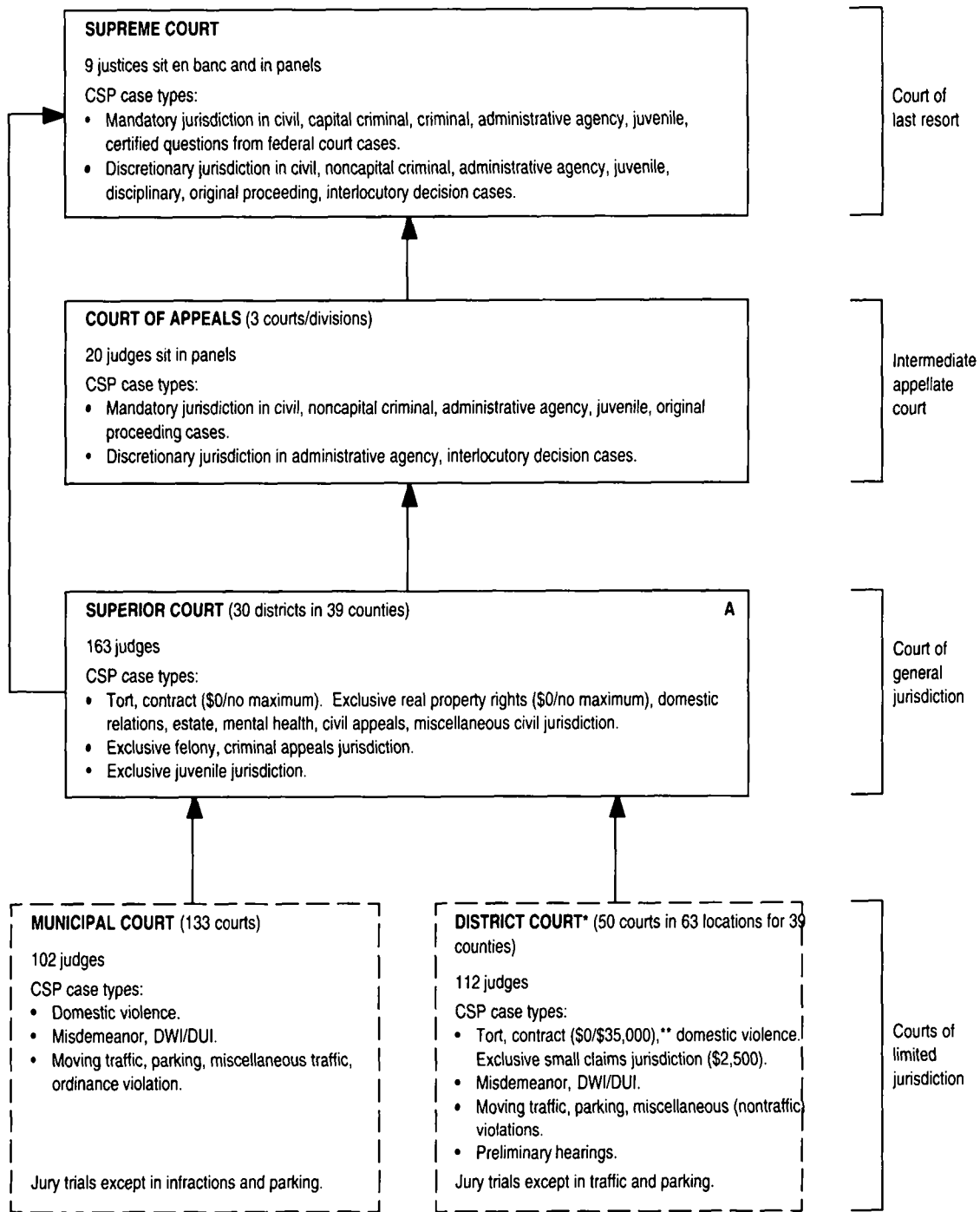


* Increases to 147 effective July 1, 1998.

** The district court is referred to as the juvenile and domestic relations court when hearing juvenile and domestic relations cases and as the general district court for the balance of the cases.

*** Increases to 121 general district and 101 juvenile and domestic relations judges effective July 1, 1998.

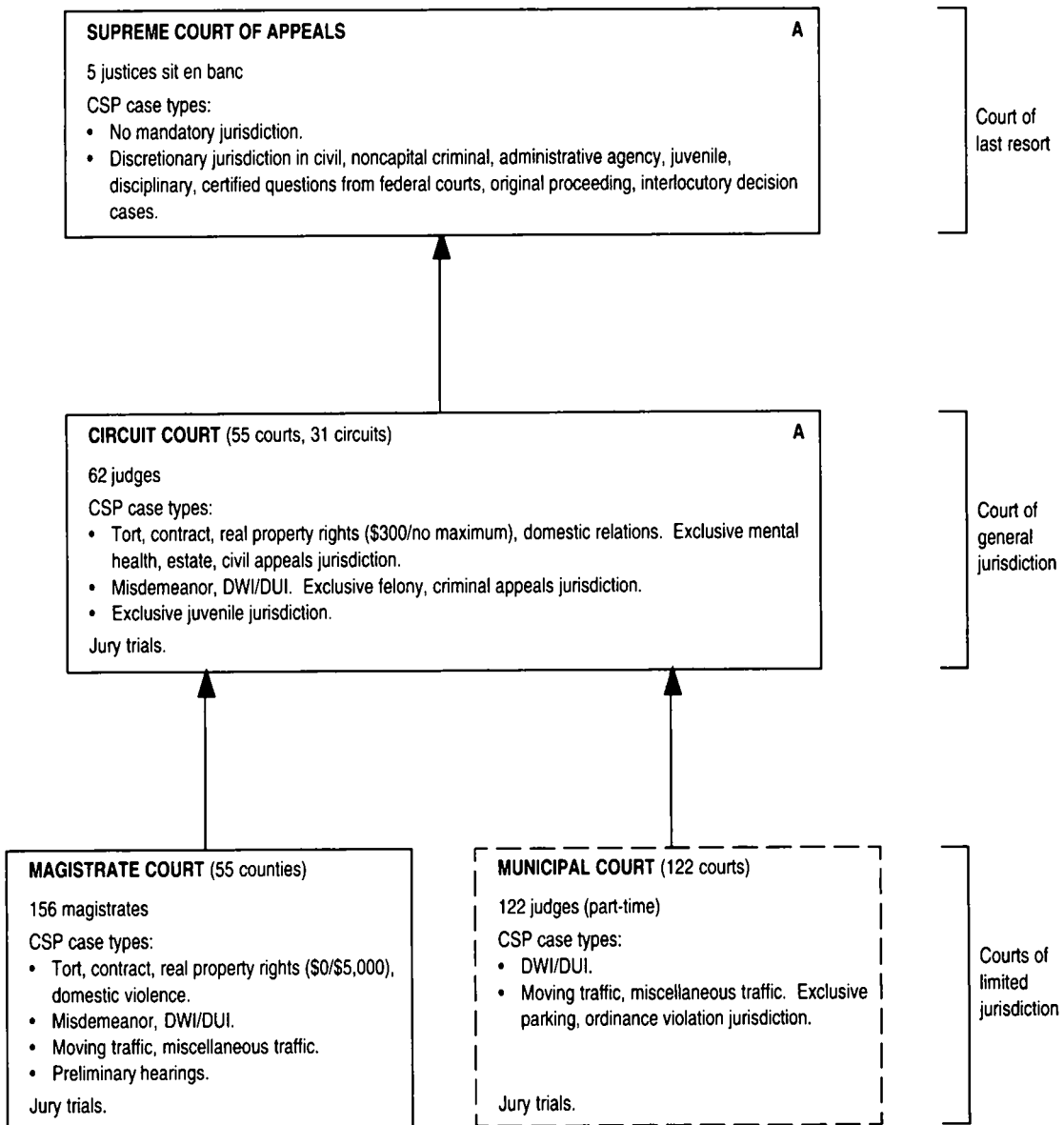
WASHINGTON COURT STRUCTURE, 1997



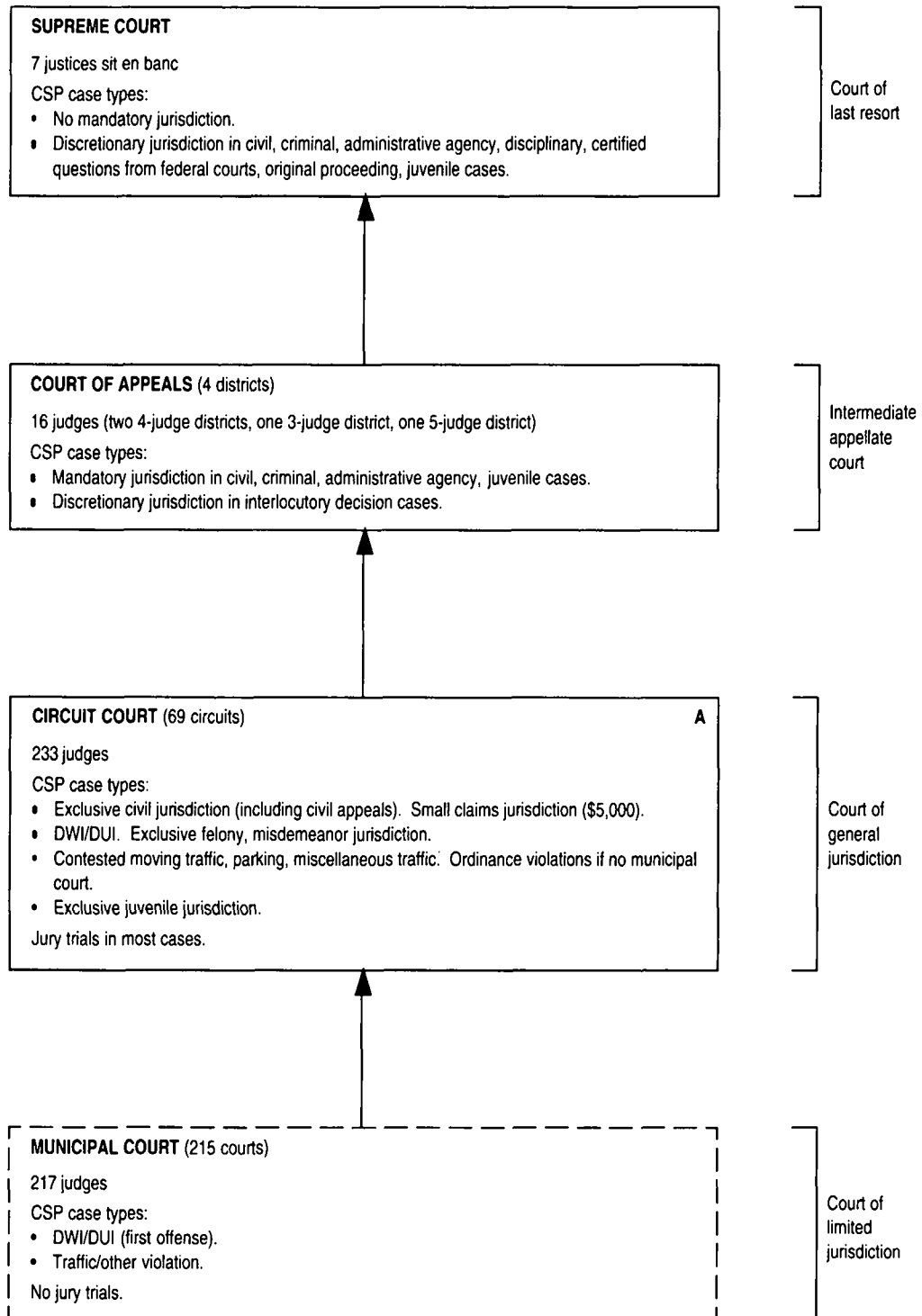
* District court provides services to municipalities that do not have a municipal court.

** Jurisdiction increased from \$25,000 effective July 27, 1997.

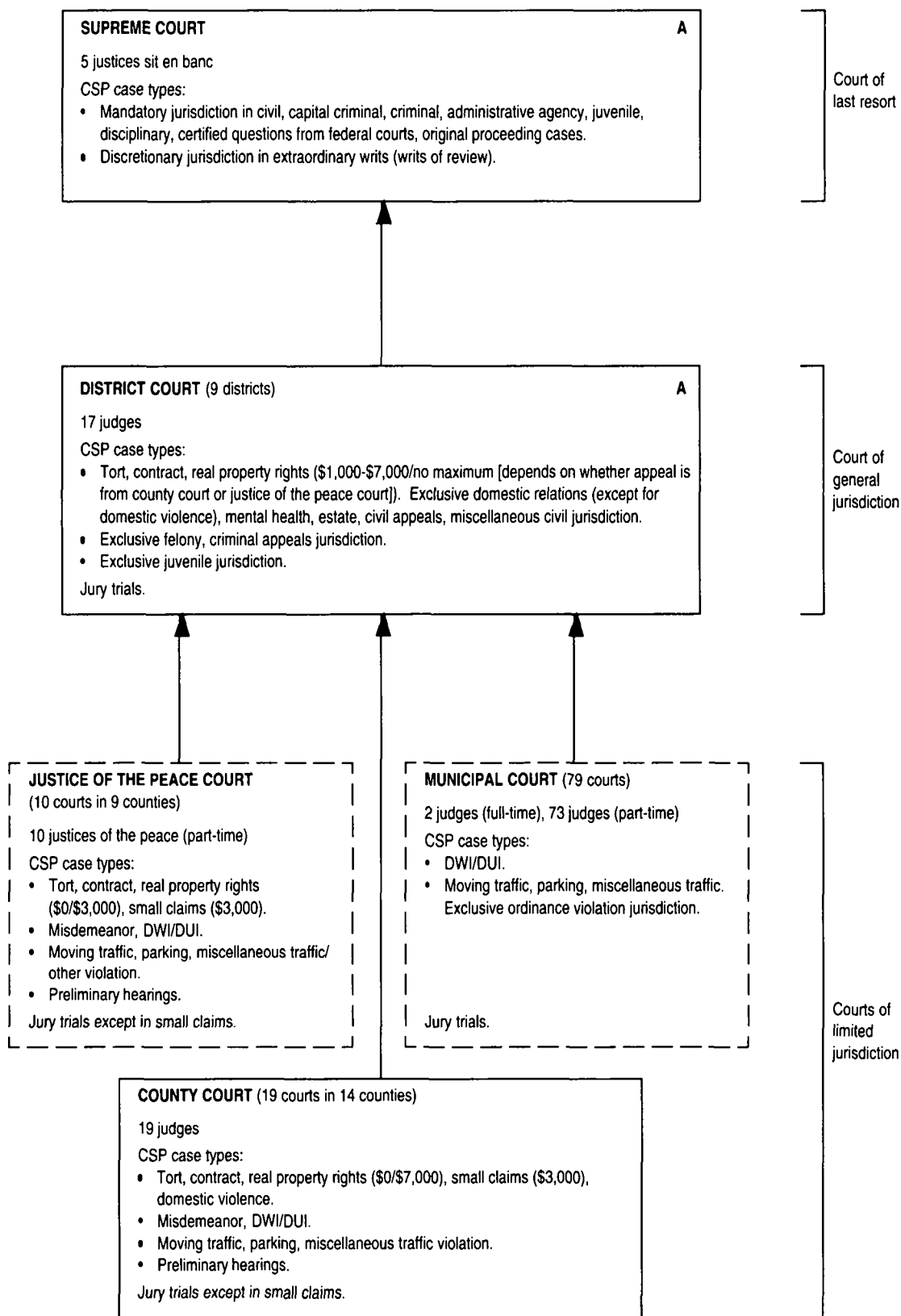
WEST VIRGINIA COURT STRUCTURE, 1997



WISCONSIN COURT STRUCTURE, 1997



WYOMING COURT STRUCTURE, 1997



Jurisdiction and State Court Reporting Practices

FIGURE A: Reporting Periods for All State Courts, 1997

State	Reporting periods			
	January 1, 1997 to December 31, 1997	July 1, 1996 to June 30, 1997	September 1, 1996 to August 31, 1997	October 1, 1996 to September 30, 1997
Alabama				X
Alaska		X		
Arizona		X		
Arkansas		X		
California		X		
Colorado		X		
Connecticut	X Probate Court	X		
Delaware		X		
District of Columbia	X			
Florida	X			
Georgia	X All trial courts Court of Appeals		X Supreme Court (Aug. 1, 1996- July 31, 1997)	
Hawaii		X		
Idaho	X			
Illinois	X			
Indiana	X			
Iowa	X			
Kansas		X		
Kentucky		X		
Louisiana	X			
Maine		X		
Maryland		X		
Massachusetts		X	X Supreme Judicial Court	
Michigan	X			
Minnesota	X			
Mississippi		X		
Missouri		X		
Montana	X			
Nebraska	X Supreme Court Court of Appeals District Court County Court Separate Juvenile	X Workers' Compensation Court		

(continued on next page)

FIGURE A: Reporting Periods for All State Courts, 1997 (continued)

State	Reporting periods			
	January 1, 1997 to December 31, 1997	July 1, 1996 to June 30, 1997	September 1, 1996 to August 31, 1997	October 1, 1996 to September 30, 1997
Nevada	X District Court		X Supreme Court	
New Hampshire	X			
New Jersey		X		
New Mexico		X		
New York	X			
North Carolina		X		
North Dakota	X			
Ohio	X			
Oklahoma		X		
Oregon	X			
Pennsylvania	X			
Puerto Rico	X All appellate courts	X Trial court		
Rhode Island	X			
South Carolina		X		
South Dakota		X		
Tennessee	X Juvenile Court Probate Court	X		
Texas			X	
Utah	X All appellate courts	X All trial courts		
Vermont		X		
Virginia	X			
Washington	X			
West Virginia	X			
Wisconsin	X			
Wyoming	X			

Note: Unless otherwise indicated, an "X" means that all of the trial and appellate courts in that state report data for the time period indicated by the column.

Source: State administrative offices of the courts.

FIGURE B: Methods of Counting Cases in State Appellate Courts, 1997

State/Court name:	Court type	Case counted at:				Case filed with:		Does the court count reinstated/reopened cases in its count of new filings?		
		Filing of				Trial court	Appellate court	No	Rarely	Yes, or frequently as new case
		Notice of appeal	The trial record	Record plus briefs	Other point					
ALABAMA:										
Supreme Court	COLR	X	O	O	O	X	O	X	O	O
Court of Civil Appeals	IAC	X	O	O	O	X	O	X	O	O
Court of Criminal Appeals	IAC	X	O	O	O	X	O	X	O	O
ALASKA:										
Supreme Court	COLR	X	O	O	O	X	O	IDENTIFIED SEPARATELY		
Court of Appeals	IAC	X	O	O	O	X	O	IDENTIFIED SEPARATELY		
ARIZONA:										
Supreme Court	COLR	X-CR	O	O	X*	O	O	IDENTIFIED SEPARATELY		
Court of Appeals	IAC	X-CR*	X*	X*	X	O (except industrial cases & civil petition for special action)	X (only industrial cases & civil petition for special action)	IDENTIFIED SEPARATELY		
ARKANSAS:										
Supreme Court	COLR	O	X	O	O	X	O	O	X	O
Court of Appeals	IAC	O	X	O	O	X	O	O	X	O
CALIFORNIA:										
Supreme Court	COLR	X*	X	O	O	X (death penalty only)	COLR (if petition for review of IAC)	X	O	O
Courts of Appeal	IAC	X	X	O	O	X	O	X	O	O
COLORADO:										
Supreme Court	COLR	X	O	O	O	O	X	IDENTIFIED SEPARATELY		
Court of Appeals	IAC	X	O	O	O	O	X	IDENTIFIED SEPARATELY		
CONNECTICUT:										
Supreme Court	COLR	X	O	O	O	X	O	X (if motion to open)	O	O
Appellate Court	IAC	X	O	O	O	X	O	X (if motion to open or if remand by COLR)	O	O
DELAWARE:										
Supreme Court	COLR	X	O	O	O	O	X	X	O	O
DISTRICT OF COLUMBIA:										
Court of Appeals	COLR	X	O	O	O	X	O	IDENTIFIED SEPARATELY		

(continued on next page)

FIGURE B: Methods of Counting Cases in State Appellate Courts, 1997 (continued)

State/Court name:	Court type	Case counted at:				Case filed with:		Does the court count reinstated/reopened cases in its count of new filings?		
		Filing of				Trial court	Appellate court	No	Rarely	Yes, or frequently as new case
		Notice of appeal	The trial record	Record plus briefs	Other point					
FLORIDA:										
Supreme Court	COLR	X	O	O	O	X	IAC	X	O	O
District Courts of Appeal	IAC	X	O	O	O	X	(ADM. AGY. and Workers' Comp.)	X	O	O
GEORGIA:										
Supreme Court	COLR	O	X	O	X	O	X (notice of appeal)	O	O	X (if new appeal)
Court of Appeals	IAC	O	X	O	O	X	X	X	O	O
HAWAII:										
Supreme Court	COLR	O	X	O	O	X	X (original proceedings)	O	O	X
Intermediate Court of Appeals	IAC	O	O	O	X (when assigned by COLR)	O	O	O	O	X
IDAHO:										
Supreme Court	COLR	X	O	O	X (appeal from trial court)	X (COLR if appeal from IAC)	X	O	X	O
Court of Appeals	IAC	O	O	O	X (when assigned by COLR)	O	O	O	X	O
ILLINOIS:										
Supreme Court	COLR	X	O	O	O	O	X	X	X	O
Appellate Court	IAC	X	O	O	O	X	O	X	O	O
INDIANA:										
Supreme Court	COLR	O	O	O	X (any first filing, notice, record, brief, or motion)	X (only death penalty and/or sentence over 10 years)	X (if petition for transfer from IAC)	O	O	X
Court of Appeals	IAC	O	O	O	X (any first filing)	X (praecipe)	O	O	O	X
Tax Court	IAC	O	O	O	X	O	O	O	O	X

(continued on next page)

FIGURE B: Methods of Counting Cases in State Appellate Courts, 1997 (continued)

State/Court name:	Court type	Case counted at:				Case filed with:		Does the court count reinstated/reopened cases in its count of new filings?		
		Filing of				Trial court	Appellate court	No	Rarely	Yes, or frequently as new case
		Notice of appeal	The trial record	Record plus briefs	Other point					
IOWA:										
Supreme Court	COLR	X	O	O	O	X (if appeal from trial court)	X (COLR if appeal from IAC)	X	O	O
Court of Appeals	IAC	O	O	O	TRANSFER (if appeal from trial court)	X	O	X	O	O
KANSAS:										
Supreme Court	COLR	O	O	O	X*	X	O	O	O	X
Court of Appeals	IAC	O	O	O	X*	X	O	O	O	X
KENTUCKY:										
Supreme Court	COLR	X	O	O	O	X (COLR if review is sought from IAC)	X	X	O	O
Court of Appeals	IAC	X	O	O	O	X	O	X	O	O
LOUISIANA:										
Supreme Court	COLR	O	X	O	O	O	X	X	O	O
Court of Appeals	IAC	O	X	O	O	O	X	X	O	O
MAINE:										
Supreme Judicial Court Sitting as Law Court	COLR	X	O	O	O	X	O	X (if remanded)	O	X (if new appeal)
MARYLAND:										
Court of Appeals	COLR	O	X	O	O	X (if direct appeal)	X (IAC if appeal from IAC)	O	O	X
Court of Special Appeals	IAC	O	X	O	O	X	O	O	O	X
MASSACHUSETTS:										
Supreme Judicial Court	COLR	O	X	O	O	X	O	X	O	O
Appeals Court	IAC	O	X	O	O	X	O	O	X (if originally dismissed as premature)	O

(continued on next page)

FIGURE B: Methods of Counting Cases in State Appellate Courts, 1997 (continued)

State/Court name:	Court type	Case counted at:				Case filed with:		Does the court count reinstated/reopened cases in its count of new filings?		
		Filing of				Trial court	Appellate court	No	Rarely	Yes, or frequently as new case
		Notice of appeal	The trial record	Record plus briefs	Other point					
MICHIGAN:										
Supreme Court	COLR	X	O	O	O	O	X	X	O	X
								(if remanded w/jurisdiction retained)	X	(if new appeal)
Court of Appeals	IAC	X	O	O	O	O	X	O	O	X
MINNESOTA:										
Supreme Court	COLR	X	O	O	O	O	X	X	O	O
Court of Appeals	IAC	X	O	O	O	O	X	X	O	O
MISSISSIPPI:										
Supreme Court	COLR	X	O	O	O	X	O	IDENTIFIED SEPARATELY		
Court of Appeals	IAC	O	O	O	X	O	O	IDENTIFIED SEPARATELY		
					(when assigned by COLR)					
MISSOURI:										
Supreme Court	COLR	X	O	O	O	X	O	X	O	O
Court of Appeals	IAC	X	O	O	O	X	O	X	O	O
MONTANA:										
Supreme Court	COLR	X	O	O	O	X	O	X	O	O
		(notice plus any other filing: fee, record, motion)								
NEBRASKA:										
Supreme Court	COLR	X	O	O	O	X	O	X	O	O
Court of Appeals	IAC	X	O	O	O	X	O	X	O	O
NEVADA:										
Supreme Court	COLR	X	O	O	O	O	X	IDENTIFIED SEPARATELY		
NEW HAMPSHIRE:										
Supreme Court	COLR	X	O	O	O	O	X	X	O	X
								(if remanded & jurisdiction retained)		
NEW JERSEY:										
Supreme Court	COLR	X	O	O	O	O	X	IDENTIFIED SEPARATELY		
Appellate Division of Superior Court	IAC	X	O	O	O	O	X	IDENTIFIED SEPARATELY		

(continued on next page)

FIGURE B: Methods of Counting Cases in State Appellate Courts, 1997 (continued)

State/Court name:	Court type	Case counted at:				Case filed with:		Does the court count reinstated/reopened cases in its count of new filings?		
		Filing of				Trial court	Appellate court	No	Rarely	Yes, or frequently as new case
		Notice of appeal	The trial record	Record plus briefs	Other point					
NEW MEXICO:										
Supreme Court	COLR	O	O	O	X (within 30 days of notice)	X	O	X	O	O
Court of Appeals	IAC	O	O	O	X (within 30 days of notice)	X	O	IDENTIFIED SEPARATELY		
NEW YORK:										
Court of Appeals	COLR	X	O	O	O	X	O	O	O	X
Appellate Divisions of Supreme Court	IAC	O	X	O	O	X	O	X (if remitted for specific issues)	O	X (if remanded for new trial)
Appellate Terms of Supreme Court	IAC	O	X	O	O	X	O	X	O	O
NORTH CAROLINA:										
Supreme Court	COLR	O	X	O	O	X (if direct appeal)	X (COLR if appeal from IAC)	X (if petition to rehear)	X	O
Court of Appeals	IAC	O	X	O	O	X	O	X (if reconsidering dismissal)	X	O
NORTH DAKOTA:										
Supreme Court	COLR	X	O	O	O	X	O	O	O	X
OHIO:										
Supreme Court	COLR	X	O	O	O	O	IAC	X	O	O
Court of Appeals	IAC	X	O	O	O	X*	O	X	O	O
OKLAHOMA:										
Supreme Court	COLR	X*	O	O	O	X	O	X*	O	X*
Court of Criminal Appeals	COLR	O (notice plus transcript)	X	O	O	X	O	X*	O	X*
Court of Civil Appeals	IAC	O	O	O	TRANSFER	O	COLR	X*	O	X*
OREGON:										
Supreme Court	COLR	X	O	O	O	O	X	IDENTIFIED SEPARATELY		
Court of Appeals	IAC	X	O	O	O	O	X	IDENTIFIED SEPARATELY		

(continued on next page)

FIGURE B: Methods of Counting Cases in State Appellate Courts, 1997 (continued)

State/Court name:	Court type	Case counted at:				Case filed with:		Does the court count reinstated/reopened cases in its count of new filings?		
		Filing of				Trial court	Appellate court	No	Rarely	Yes, or frequently as new case
		Notice of appeal	The trial record	Record plus briefs	Other point					
PENNSYLVANIA:										
Supreme Court	COLR	X (direct appeal only)	O	O	X (discretionary certiorari granted)	X	X	X (if re-instituted to enforce order)	X (if new appeal)	O
Superior Court	IAC	X	O	O	O	X	O	X	O	O
Commonwealth Court	IAC	X	O	O	O	X	X	O (ADM. AGY.)	O	X
PUERTO RICO:										
Supreme Court	COLR	X	O	O	O	X	X	IDENTIFIED SEPARATELY		
Circuit Court of Appeals	IAC	X	O	O	O	X	X	IDENTIFIED SEPARATELY		
RHODE ISLAND:										
Supreme Court	COLR	O	X	O	O	O	X	O	O	X
SOUTH CAROLINA:										
Supreme Court	COLR	O	X	O	O	X	X	X	O	O
Court of Appeals	IAC	O	O	O	TRANSFER	O	O	X	O	O
SOUTH DAKOTA:										
Supreme Court	COLR	X	O	O	O	X	O	X	O	O
TENNESSEE:										
Supreme Court	COLR	X	O	O	O	O	X	IDENTIFIED SEPARATELY		
Court of Appeals	IAC	X	O	O	O	O	X (Court of Appeals)	IDENTIFIED SEPARATELY		
Court of Criminal Appeals	IAC	X	O	O	O	O	X (Court of Criminal Appeals)	IDENTIFIED SEPARATELY		
TEXAS:										
Supreme Court	COLR	X	O	O	O	O	X	IDENTIFIED SEPARATELY		
Court of Criminal Appeals	COLR	O	O	O	X (any first filing)	X	X (Court of Crim. Appeals)	IDENTIFIED SEPARATELY		
Court of Appeals	IAC	X	O	O	O	X	O	IDENTIFIED SEPARATELY		
UTAH:										
Supreme Court	COLR	X	O	O	O	O	X (ADM. AGY.)	O	O	O
Court of Appeals	IAC	X	O	O	O	X	X	O	X	O

(continued on next page)

FIGURE B: Methods of Counting Cases in State Appellate Courts, 1997 (continued)

State/Court name:	Court type	Case counted at:				Case filed with:		Does the court count reinstated/reopened cases in its count of new filings?		
		Filing of				Trial court	Appellate court	No	Rarely	Yes, or frequently as new case
		Notice of appeal	The trial record	Record plus briefs	Other point					
VERMONT:										
Supreme Court	COLR	X	O	O	O	X	O	X	O	X
								(if dismissed & reinstated)		(if after final decision or if statistical period has ended)
VIRGINIA:										
Supreme Court	COLR	X	O	O	O	O	X	X	O	O
Court of Appeals	IAC	X	O	O	O	X	O	X	O	O
WASHINGTON:										
Supreme Court	COLR	X	O	O	O	X	O	X	O	O
Court of Appeals	IAC	X	O	O	O	X	O	X	O	O
WEST VIRGINIA:										
Supreme Court of Appeals	COLR	X	O	O	O	X	O	X	O	O
								(counted as new filings as of 8/86)		
WISCONSIN:										
Supreme Court	COLR	O	O	O	X	O	X	O	O	X
					(when accepted by court)					
Court of Appeals	IAC	X	O	O	O	X	O	O	O	X
WYOMING:										
Supreme Court	COLR	O	X	O	O	O	X	X	O	O

ADM. AGY. = Administrative agency cases only.
 CR = Criminal cases only.
 CV = Civil cases only.
 DP = Death penalty cases only.
 COLR = Court of last resort.
 IAC = Intermediate appellate court.
 X = Yes
 O = No

California-Supreme Court: Cases are counted at the notice of appeal for discretionary review cases from the IAC.

Kansas: Cases are counted at the docketing, which occurs 21 days after a notice of appeal is filed in the trial court.

Ohio-Court of Appeals: The clerk of the trial court is also the clerk of the Court of Appeals.

Oklahoma: The notice of appeal refers to the petition in error. The courts do not count reinstated cases as new filings, but do count any subsequent appeal of an earlier decided case as a new filing.

FOOTNOTES*

Arizona-Supreme Court: Civil cases are counted when the fee is paid within 30 days after trial record is filed.

Arizona-Court of Appeals: Civil cases are counted when the fee is paid within 30 days after trial record is filed. Juvenile/ industrial/habeas corpus cases are counted at receipt of notice or at receipt of the trial record.

Source: State administrative offices of the courts.

FIGURE C: Dollar Amount Jurisdiction for Original Tort, Contract, Real Property Rights, and Small Claims Filings in State Trial Courts, 1997

State/Court name:	Jurisdiction	Unlimited dollar amount torts, contracts, real property	Limited dollar amount torts, contracts, real property	Small claims			
		Minimum/maximum	Minimum/maximum	Maximum dollar amount	Jury trials	Summary procedures	Lawyers permitted
ALABAMA:							
Circuit Court	G	\$3,000/No maximum	-	-	-	-	-
District Court	L	-	\$3,000/\$10,000	\$3,000	No	Yes	Optional
ALASKA:							
Superior Court	G	0/No maximum	-	-	-	-	-
District Court	L	-	0/\$50,000	\$7,500	No	Yes	Yes
ARIZONA:							
Superior Court	G	\$5,000/No maximum	-	-	-	-	-
Justice of the Peace Court	L	-	0/\$5,000	\$2,500	No	Yes	No
ARKANSAS:							
Circuit Court	G	\$100/No maximum	-	-	-	-	-
Court of Common Pleas	L	-	\$500/\$1,000 (contract only)	-	-	-	-
Municipal Court	L	-	0/\$5,000 (contract and real property)	\$5,000	No	Yes	No
City Court, Police Court	L	-	0/\$300 (contract and real property)	-	-	-	-
Justice of the Peace	L	-	-	\$300	No	Yes	No
CALIFORNIA:							
Superior Court	G	\$25,000/No maximum	-	-	-	-	-
Municipal Court	L	-	0/\$25,000	\$5,000	No	Yes	No
COLORADO:							
District Court	G	0/No maximum	-	-	-	-	-
Water Court	G	0/No maximum	-	-	-	-	-
County Court	L	-	0/\$10,000	\$5,000	No	Yes	No
CONNECTICUT:							
Superior Court	G	0/No maximum	-	\$2,500	No	Yes	Yes
DELAWARE:							
Court of Chancery	G	0/No maximum	-	-	-	-	-
Superior Court	G	0/No maximum	-	-	-	-	-
Court of Common Pleas	L	-	0/\$50,000	-	-	-	-
Justice of the Peace Court	L	-	0/\$15,000	\$15,000	No	Yes	Yes
DISTRICT OF COLUMBIA:							
Superior Court	G	\$5,001/No maximum (No minimum for real property)	-	\$5,000	Yes	Yes	Yes
FLORIDA:							
Circuit Court	G	\$15,001/No maximum	-	-	-	-	-
County Court	L	-	\$5,001/\$15,000	\$5,000	Yes	Yes	Yes

(continued on next page)

FIGURE C: Dollar Amount Jurisdiction for Original Tort, Contract, Real Property Rights, and Small Claims Filings in State Trial Courts, 1997
(continued)

State/Court name:	Jurisdiction	Unlimited dollar amount	Limited dollar amount	Small claims			
		torts, contracts, real property	torts, contracts, real property	Maximum dollar amount	Jury trials	Summary procedures	Lawyers permitted
		Minimum/maximum	Minimum/maximum				
GEORGIA:							
Superior Court	G	0/No maximum	-	No max	Yes	No	Yes
State Court	L	0/No maximum (No real property)	-	No max	Yes	No	Yes
Civil Court (Bibb & Richmond counties only)	L	-	0/\$7,500 - 0/\$25,000 (Bibb) - (Richmond)	\$25,000	Yes	Yes	Yes
Magistrate Court	L	-	0/\$5,000 (No real property)	\$5,000	No	Yes	Yes
Municipal Court (Columbus)	L	-	0/\$7,500	\$7,500	Yes	Yes	Yes
HAWAII:							
Circuit Court	G	\$10,000/No maximum	-	-	-	-	-
District Court	L	-	0/\$20,000 (No maximum in summary possession or ejectment)	\$2,500 (Except in residential security de- posit cases)	No	Yes	Yes
IDAHO:							
District Court	G	0/No maximum	-	-	-	-	-
Magistrates Division	L	-	0/\$10,000	\$3,000	No	Yes	No
ILLINOIS:							
Circuit Court	G	0/No maximum	-	\$2,500	Yes	Yes	Yes
INDIANA:							
Superior Court and Circuit Court	G	0/No maximum	-	\$3,000	No	Yes	Yes
County Court	L	-	0/\$10,000	\$3,000	No	Yes	Yes
Small Claims Court of Marion County	L	-	-	\$6,000	No	Yes	Yes
City Court	L	-	0/\$500- \$3,000 (No real property)	-	-	-	-
IOWA:							
District Court	G	0/No maximum	-	\$4,000	No	Yes	Yes
KANSAS:							
District Court	G	0/No maximum	-	\$1,800	No	Yes	No
KENTUCKY:							
Circuit Court	G	\$4,000/No maximum	-	-	-	-	-
District Court	L	-	0/\$4,000	\$1,500	No	Yes	Yes
LOUISIANA:							
District Court	G	0/No maximum	-	-	-	-	-
City Court, Parish Court (New Orleans City Court)	L	-	0/\$15,000	\$2,000	No	Yes	Yes
Justice of the Peace Court	L	-	0/\$2,000	\$2,000	No	Yes	Yes

(continued on next page)

FIGURE C: Dollar Amount Jurisdiction for Original Tort, Contract, Real Property Rights, and Small Claims Filings in State Trial Courts, 1997
(continued)

State/Court name:	Jurisdiction	Unlimited dollar amount torts, contracts, real property	Limited dollar amount torts, contracts, real property	Small claims			
		Minimum/maximum	Minimum/maximum	Maximum dollar amount	Jury trials	Summary procedures	Lawyers permitted
MAINE:							
Superior Court	G	0/No maximum	-	-	-	-	-
District Court	L	-	0/\$30,000	\$4,500	No	Yes	Yes
MARYLAND:							
Circuit Court	G	\$2,500/No maximum	-	-	-	-	-
District Court	L	0/No maximum (only real property)	\$2,500/\$20,000 (only tort, contract)	\$2,500	No	Yes	Yes
MASSACHUSETTS:							
Superior Court	G	0/No maximum	-	-	-	-	-
Housing Court	L	0/No maximum	-	\$2,000	No	No	Yes
District Court	L	0/No maximum	-	\$2,000	Yes	Yes	Yes
Boston Municipal Court	L	0/No maximum	-	\$2,000	Yes	Yes	Yes
MICHIGAN:							
Circuit Court	G	\$10,000/No maximum	-	-	-	-	-
District Court	L	-	0/\$10,000	\$1,750	No	Yes	No
Municipal Court	L	-	0/\$1,500	\$1,750	No	Yes	No
MINNESOTA:							
District Court	G	0/No maximum	-	\$7,500	No	Yes	Yes
MISSISSIPPI:							
Circuit Court	G	\$200/No maximum	-	-	-	-	-
County Court	L	-	0/\$50,000*	-	-	-	-
Justice Court	L	-	0/\$2,500	-	-	-	-
MISSOURI:							
Circuit Court (Associate Division)	G	0/No maximum	-	-	-	-	-
	L	-	0/\$25,000	\$3,000	No	Yes	Yes
MONTANA:							
District Court	G	\$50/No maximum	-	-	-	-	-
Justice of the Peace Court	L	-	0/\$5,000	\$3,000	No	Yes	No
Municipal Court	L	-	0/\$5,000	\$3,000	No	Yes	No
City Court	L	-	0/\$5,000	\$3,000	No	Yes	No
NEBRASKA:							
District Court	G	0/No maximum	-	-	-	-	-
County Court	L	-	0/\$15,000	\$2,100	No	Yes	No
NEVADA:							
District Court	G	\$7,500/No maximum	-	-	-	-	-
Justice Court	L	-	0/\$7,500	\$3,500	No	Yes	Yes
Municipal Court	L	-	0/\$2,500	-	-	-	-
NEW HAMPSHIRE:							
Superior Court	G	\$1,500/No maximum	-	-	-	-	-
District Court	L	-	0/\$25,000	\$2,500	No	Yes	Yes
Municipal Court	L	-	0/\$2,500 (only landlord-tenant, and small claims)	\$2,500	No	Yes	Yes

(continued on next page)

FIGURE C: Dollar Amount Jurisdiction for Original Tort, Contract, Real Property Rights, and Small Claims Filings in State Trial Courts, 1997
(continued)

State/Court name:	Jurisdiction	Unlimited dollar amount	Limited dollar amount	Small claims			
		torts, contracts, real property	torts, contracts, real property	Maximum dollar amount	Jury trials	Summary procedures	Lawyers permitted
		Minimum/maximum	Minimum/maximum				
NEW JERSEY:							
Superior Court (Law Division and Chancery Division)	G	0/No maximum	-	-	-	-	-
(Law Division, Special Civil Part)	L	-	0/\$10,000	\$2,000	No	Yes	Yes
NEW MEXICO:							
District Court	G	0/No maximum	-	-	-	-	-
Magistrate Court	L	-	0/\$5,000	-	-	-	-
Metropolitan Court of Bernalillo County	L	-	0/\$5,000	-	-	-	-
NEW YORK:							
Supreme Court	G	0/No maximum	-	-	-	-	-
County Court	G	-	0/\$25,000	-	-	-	-
Civil Court of the City of New York	L	-	0/\$25,000	\$3,000	-	Yes	Yes
City Court	L	-	0/\$15,000	\$3,000	-	Yes	Yes
District Court	L	-	0/\$15,000	\$3,000	-	Yes	Yes
Court of Claims	L	0/No maximum	-	-	-	-	-
Town Court and Village Justice Court	L	-	0/\$3,000	\$3,000	-	Yes	Yes
NORTH CAROLINA:							
Superior Court	G	\$10,000/No maximum	-	-	-	-	-
District Court	L	-	0/\$10,000	\$3,000	No	Yes	Yes
NORTH DAKOTA:							
District Court	G	0/No maximum	-	\$5,000	No	Yes	Varies
OHIO:							
Court of Common Pleas	G	\$500/No maximum	-	-	-	-	-
County Court	L	-	0/\$3,000	\$2,000	No	Yes	Yes
Municipal Court	L	-	0/\$10,000	\$2,000	No	Yes	Yes
OKLAHOMA:							
District Court	G	0/No maximum	-	\$3,000	Yes	Yes	Yes
OREGON:							
Circuit Court	G	\$10,001/No maximum	-	-	-	-	-
District Court	L	-	\$750/\$10,000	\$2,500	No	Yes	No
Justice Court	L	-	\$750/\$2,500	\$2,500	No	Yes	No
PENNSYLVANIA:							
Court of Common Pleas	G	0/No maximum	-	-	-	-	-
District Justice Court	L	-	0/\$8,000	-	-	-	-
Philadelphia Municipal Court	L	-	0/\$10,000 (real property jurisdiction only)	\$10,000	No	Yes	Yes
Pittsburgh City Magistrates Court	L	0/No maximum (real property jurisdiction only)	-	-	-	-	-

(continued on next page)

FIGURE C: Dollar Amount Jurisdiction for Original Tort, Contract, Real Property Rights, and Small Claims Filings in State Trial Courts, 1997
(continued)

State/Court name:	Jurisdiction	Unlimited dollar amount torts, contracts, real property	Limited dollar amount torts, contracts, real property	Small claims			
		Minimum/maximum	Minimum/maximum	Maximum dollar amount	Jury trials	Summary procedures	Lawyers permitted
PUERTO RICO:							
Court of First Instance	G	-	-	-	-	-	-
Superior Division		\$50,001/No maximum	-	-	-	-	-
District Subsection		\$3,001/\$50,000	-	-	-	-	-
Municipal Division		0/\$3,000	-	-	-	-	-
RHODE ISLAND:							
Superior Court	G	\$5,000/No maximum	-	-	-	-	-
District Court	L	-	\$1,500/\$5,000- \$10,000	\$1,500	No	Yes	Yes
SOUTH CAROLINA:							
Circuit Court	G	0/No maximum	-	-	-	-	-
Magistrate Court	L	-	0/\$5,000 (No max. in landlord-tenant)	\$5,000	Yes	Yes	Yes
SOUTH DAKOTA:							
Circuit Court	G	0/No maximum	-	\$4,000	No	Yes	Yes
TENNESSEE:							
Circuit Court, Chancery Court	G	\$50/No maximum	-	-	-	-	-
General Sessions Court	L	0/No maximum (Forcible entry, detainer, and in actions to recover personal property)	0/\$10,000 (All civil actions in counties with population under 700,000); 0/\$15,000 (All civil actions in counties with popula- tion over 700,000)	\$10,000- 15,000	No	Yes	Yes
TEXAS:							
District Court	G	\$200/No maximum	-	-	-	-	-
County Court at Law, Consti- tutional County Court	L	-	\$200/varies	-	-	-	-
Justice of the Peace Court	L	-	0/\$5,000	\$5,000	Yes	Yes	Yes
UTAH:							
District Court	G	0/No maximum	-	-	-	-	-
Justice Court	L	-	0/\$5,000	\$5,000	No	Yes	Yes
VERMONT:							
Superior Court	G	0/No maximum	-	-	-	-	-
District Court	G	-	-	\$3,500	Yes	Yes	Yes
VIRGINIA:							
Circuit Court	G	\$3,000/No maximum	-	-	-	-	-
District Court	L	-	0/\$15,000	-	-	-	-
WASHINGTON:							
Superior Court	G	0/No maximum	-	-	-	-	-
District Court	L	-	0/\$35,000*	\$2,500	No	Yes	No
WEST VIRGINIA:							
Circuit Court	G	\$300/No maximum	-	-	-	-	-
Magistrate Court	L	-	0/\$5,000	-	-	-	-

(continued on next page)

FIGURE C: Dollar Amount Jurisdiction for Original Tort, Contract, Real Property Rights, and Small Claims Filings in State Trial Courts, 1997
(continued)

State/Court name:	Jurisdiction	Unlimited dollar amount	Limited dollar amount	Small claims			
		torts, contracts, real property	torts, contracts, real property	Maximum dollar amount	Jury trials	Summary procedures	Lawyers permitted
		Minimum/maximum	Minimum/maximum				
WISCONSIN:							
Circuit Court	G	0/No maximum	-	\$5,000	Yes	Yes	Yes
WYOMING:							
District Court	G	\$1,000-\$7,000/No maximum	-	-	-	-	-
County Court	L	-	0/\$7,000	\$3,000	No	Yes	Yes
Justice of the Peace Court	L	-	0/\$3,000	\$3,000	No	Yes	Yes

JURISDICTION CODES:

- G = General jurisdiction court.
- L = Limited jurisdiction court.
- = Information not available.

FOOTNOTES*

Mississippi-County Court: Tort, contract, and real property limits will increase to \$75,000 effective July, 1998.

Washington-District Court: Maximum dollar amount jurisdiction for tort, contract, and real property increased from \$25,000 to \$35,000 effective July 27, 1997.

Source: State administrative offices of the courts.

FIGURE D: Criminal Case Unit of Count Used by State Trial Courts, 1997

State/Court name:	Jurisdiction	Point of counting a criminal case	Number of defendants		Contents of charging document		
			One	One or more	Single charge	Single incident (set # of charges per case)	Single incident (unlimited # of charges)
ALABAMA:							
Circuit Court	G	Information/Indictment	X				X
District Court	L	Complaint	X				X
Municipal Court	L	Complaint	X		X		
ALASKA:							
Superior Court	G	Indictment	X		multiple charges		X
District Court	L	Complaint	X		multiple counts		X
ARIZONA:							
Superior Court	G	Information/indictment	X				X
Justice of the Peace Court	L	Complaint				Varies with jurisdiction*	
Municipal Court	L	Complaint				Varies with jurisdiction*	
ARKANSAS:							
Circuit Court	G	Information/indictment	X				X
Municipal Court	L	Complaint	X		X		
City Court, Police Court	L	Complaint	X		X		
CALIFORNIA:							
Superior Court	G	Information/indictment	X				X
Municipal Court	L	Complaint	X				X
COLORADO:							
District Court	G	Complaint	X				X
County Court	L	Complaint/summons	X				X
CONNECTICUT:							
Superior Court	G	Information	X				(varies among local police departments)
DELAWARE:							
Superior Court	G	Information/indictment	X				X
Family Court	L	Petition	X				X
Justice of the Peace Court	L	Complaint	X		X		
Court of Common Pleas	L	Complaint	X				X
Municipal Court of Wilmington	L	Complaint	X		X		
Alderman's Court	L	Complaint	X		X		
DISTRICT OF COLUMBIA:							
Superior Court	G	Complaint/information/indictment	X				X
FLORIDA:							
Circuit Court	G	Information/indictment	X				(prosecutor decides)
County Court	L	Complaint	X				X

(continued on next page)

FIGURE D: Criminal Case Unit of Count Used by State Trial Courts, 1997 (continued)

State/Court name:	Jurisdiction	Point of counting a criminal case	Number of defendants		Contents of charging document			
			One	One or more	Single charge	Single incident (set # of charges per case)	Single incident (unlimited # of charges)	One or more incidents
GEORGIA:								
Superior Court	G	Indictment/accusation		X			X	
State Court	L	Accusation/citation		X			X	
Magistrate Court	L	Accusation/citation	X				X	
Probate Court	L	Accusation/citation	X				X	
Municipal Court	L	No data reported						
Civil Court	L	No data reported						
County Recorder's Court	L	No data reported						
Municipal Courts and the City Court of Atlanta	L	No data reported						
HAWAII:								
Circuit Court	G	Complaint/indictment	X				X	(most serious charge)
District Court	L	First appearance/information	X		X			
IDAHO:								
District Court	G	Information		X				X
Magistrates Division	L	Complaint		X				X
ILLINOIS:								
Circuit Court	G	Complaint/information/indictment		X			X	
INDIANA:								
Superior Court and Circuit Court	G	Information/indictment	X				X	(may not be consistent)
County Court	L	Information/complaint	X				X	(may not be consistent)
City Court and Town Court	L	Information/complaint	X				X	(may not be consistent)
IOWA:								
District Court	G	Information/indictment	X				X	
KANSAS:								
District Court	G	First appearance	X				X	
KENTUCKY:								
Circuit Court	G	Information/indictment	X				X	
District Court	L	Complaint/citation	X				X	
LOUISIANA:								
District Court	G	Information/indictment	Varies				Varies	
City and Parish Court	L	Information/complaint	X		X			
MAINE:								
Superior Court	G	Information/indictment	X				Varies court to court	
District Court	L	Information/complaint	X		X			

(continued on next page)

FIGURE D: Criminal Case Unit of Count Used by State Trial Courts, 1997 (continued)

State/Court name:	Jurisdiction	Point of counting a criminal case	Number of defendants		Contents of charging document			
			One	One or more	Single charge	Single incident (set # of charges per case)	Single incident (unlimited # of charges)	One or more incidents
MARYLAND:								
Circuit Court	G	Information/indictment	X				X	
District Court	L	Citation/information	X				X	
MASSACHUSETTS:								
Superior Court	G	Information/indictment	X					X
Housing Court	L	Complaint	X					X
District Court	L	Complaint	X					X
Boston Municipal Ct.	L	Complaint	X					X
MICHIGAN:								
Circuit Court	G	Information	X			Varies, depending on prosecutor		
District Court	L	Complaint	X			Varies, depending on prosecutor		
Municipal Court	L	Complaint	X			Varies, depending on prosecutor		
MINNESOTA:								
District Court	G	First appearance	X				X	
MISSISSIPPI:								
Circuit Court	G	Indictment	X					X
County Court	L	Affidavit/accusation	X					X
Justice Court	L	Affidavit/accusation	X					X
MISSOURI:								
Circuit Court	G	Information/indictment		X			X	
(Associate Division)	L	Complaint/Information		X			X	
MONTANA:								
District Court	G	Information/indictment		X			X	
Justice of Peace Court	L	Complaint	X				X	
Municipal Court	L	Complaint	X				X	
City Court	L	Complaint	X				X	
NEBRASKA:								
District Court	G	Information/indictment	X				X	(not consistently observed statewide)
County Court	L	Information/complaint	X				X	
NEVADA:								
District Court	G	Information/indictment	Varies			Varies, depending on prosecutor		
Justice Court	L	Complaint	Varies			Varies, depending on prosecutor		
Municipal Court	L	Complaint	Varies			Varies, depending on prosecutor		
NEW HAMPSHIRE:								
Superior Court	G	Information/indictment	X		X			
District Court	L	Complaint	X		X			
Municipal Court	L	Complaint	X		X			
NEW JERSEY:								
Superior Court (Law Division)	G	Accusation/indictment	X				X	X
Municipal Court	L	Complaint	X				X	X

(continued on next page)

FIGURE D: Criminal Case Unit of Count Used by State Trial Courts, 1997 (continued)

State/Court name:	Jurisdiction	Point of counting a criminal case	Number of defendants		Contents of charging document		
			One	One or more	Single charge	Single incident (set # of charges per case)	Single incident (unlimited # of charges)
NEW MEXICO:							
District Court	G	Indictment/information	X				X
Magistrate Court	L	Complaint	X				X
Bernalillo County Metropolitan Court	L	Complaint	X				X
NEW YORK:							
Supreme Court	G	Defendant/indictment		X		Varies depending on prosecutor	
County Court	G	Defendant/indictment		X		Varies depending on prosecutor	
Criminal Court of the City of New York	L	Defendant/docket		X		Varies depending on prosecutor	
District Court and City Court	L	Defendant/docket		X		Varies depending on prosecutor	
Town Court and Village Justice Court	J	N/A				Varies depending on prosecutor	
NORTH CAROLINA:							
Superior Court	G	Transfer (from District Court) Indictment (when case originates in Superior Court)	X			Varies depending on prosecutor	
District Court	L	Warrant/summons (includes citations, Magistrates order, misdemeanor statement of charges)	X			Varies depending on prosecutor	
NORTH DAKOTA:							
District Court	G	Information/indictment	X				X (may vary)
Municipal Court	L	Complaint	X				X
OHIO:							
Court of Common Pleas	G	Arraignment	X				X
County Court	L	Warrant/summons	X				X
Municipal Court	L	Warrant/summons	X				X
Mayor's Court	L	No data reported					
OKLAHOMA:							
District Court	G	Information/indictment		X			X
OREGON:							
Circuit Court	G	Complaint/indictment	X				X
District Court	L	Complaint/indictment	X				X
Justice Court	L	Complaint		X		(number of charges not consistent statewide)	
Municipal Court	L	Complaint		X	X		
PENNSYLVANIA:							
Court of Common Pleas	G	Information/docket transcript	X				X
District Justice Court	L	Complaint	X				X
Philadelphia Municipal Court	L	Complaint	X				X
Pittsburgh City Magistrates Ct.	L	Complaint	X				X
PUERTO RICO:							
Court of First Instance	G	Accusation	X		X		

(continued on next page)

FIGURE D: Criminal Case Unit of Count Used by State Trial Courts, 1997 (continued)

State/Court name:	Jurisdiction	Point of counting a criminal case	Number of defendants		Contents of charging document			
			One	One or more	Single charge	Single incident (set # of charges per case)	Single incident (unlimited # of charges)	One or more incidents
RHODE ISLAND:								
Superior Court	G	Information/indictment	X					X
District Court	L	Complaint	X					X
SOUTH CAROLINA:								
Circuit Court	G	Warrant/summons	X		X			
Magistrate Court	L	Warrant/summons	X		X			
Municipal Court	L	Warrant/summons	X		X			
SOUTH DAKOTA:								
Circuit Court	G	Complaint	X				X	
TENNESSEE:								
Circuit Court and Criminal Court	G	Information/indictment	X		X			
General Sessions Court	L	No data reported						
Municipal Court	L	No data reported						
TEXAS:								
District Court and Criminal District Court	G	Information/indictment	X				X	
County-level Courts	L	Complaint/information	X				X	
Municipal Court	L	Complaint	X		X			
Justice of the Peace Court	L	Complaint	X		X			
UTAH:								
District Court	G	Information		X				X
Justice Court	L	Citation	X				X	
VERMONT:								
District Court	G	Arraignment	X					X
VIRGINIA:								
Circuit Court	G	Information/indictment	X		X			
District Court	L	Warrant/summons	X		X			
WASHINGTON:								
Superior Court	G	(Original) Information	X					X
District Court	L	Complaint/citation	X			X (3 max)		
Municipal Court	L	Complaint/citation	X			X (3 max)		
WEST VIRGINIA:								
Circuit Court	G	Information/indictment	X					X
Magistrate Court	L	Complaint			X			X
Municipal Court	L	Complaint	X		X			
WISCONSIN:								
Circuit Court	G	Initial appearance	X					X
Municipal Court	L	Citation*	X		X			

(continued on next page)

FIGURE D: Criminal Case Unit of Count Used by State Trial Courts, 1997 (continued)

State/Court name:	Jurisdiction	Point of counting a criminal case	Number of defendants		Contents of charging document			
			One	One or more	Single charge	Single incident (set # of charges per case)	Single incident (unlimited # of charges)	One or more incidents
WYOMING:								
District Court	G	Information/indictment		X				X
County Court	L	Citation/information		X				X
Justice of the Peace Court	L	Citation/information		X				X
Municipal Court	L	Citation/information	X			X		

JURISDICTION CODES:

G = General jurisdiction court.
L = Limited jurisdiction court.

FOOTNOTES*

Arizona-Varies in limited jurisdiction courts. Prosecutor can file long form. Long form can involve one or more defendants and/or charges. Misdemeanors can also be included on citations.

Wisconsin-Municipal Court-The court has exclusively civil jurisdiction, but its caseload includes first offense DWI/DUI cases. The *State Court Model Statistical Dictionary* treats all DWI/DUI cases as a subcategory of criminal cases.

Source: State administrative offices of the courts.

FIGURE E: Juvenile Unit of Count Used in State Trial Courts, 1997

State/Court name:	Jurisdiction	Filings are counted		Disposition counted		Age at which juvenile jurisdiction transfers to adult courts
		At intake or referral	At filing of petition or complaint	At adjudication of petition	At disposition of juvenile	
ALABAMA:						
Circuit Court	G		X	X		18
District Court	L		X	X		18
ALASKA:						
Superior Court	G		X	X		18
ARIZONA:						
Superior Court	G		X	X		18
ARKANSAS:						
Chancery Court	G		X		X	18*
CALIFORNIA:						
Superior Court	G		X	X		18
COLORADO:						
District Court (includes Denver Juvenile Court)	G		X		X	18
CONNECTICUT:						
Superior Court	G	X			X	16
DELAWARE:						
Family Court	L (special)		X	X		18
DISTRICT OF COLUMBIA:						
Superior Court	G	X			X	18*
FLORIDA:						
Circuit Court	G		X	X		18
GEORGIA:						
Juvenile Court	L (special)		X		X	17*
HAWAII:						
Circuit Court	G (Family Court Division)	X		X		16
IDAHO:						
District Court	G		X	X		18
Magistrates Division	L		X	X		18
ILLINOIS:						
Circuit Court	G		X		X	17 (15 for first-degree murder, aggravated criminal sexual assault, armed robbery, robbery with a firearm, and unlawful use of weapons on school grounds)

(continued on next page)

FIGURE E: Juvenile Unit of Count Used in State Trial Courts, 1997 (continued)

State/Court name:	Jurisdiction	Filings are counted		Disposition counted		Age at which juvenile jurisdiction transfers to adult courts
		At intake or referral	At filing of petition or complaint	At adjudication of petition	At disposition of juvenile	
INDIANA:						
Superior Court and Circuit Court	G		X	X		18
Probate Court	L		X	X		18
IOWA:						
District Court	G		X	Disposition data are not collected		18
KANSAS:						
District Court	G		X		X	18 14 (for traffic violation) 16 (for fish and game) 10 (if waived to adult status)
KENTUCKY:						
District Court	L		X	X		18
LOUISIANA:						
District Court	G		X	X		17
Family Court and Juvenile Court	G		X	X		17 (15 for first- and second-degree murder, manslaughter, and aggravated rape)
City Court	L		X	X		16 (for armed robbery, aggravated burglary, and aggravated kidnapping)
MAINE:						
District Court	L		X		X	18
MARYLAND:						
Circuit Court	G		X		X	18
District Court	L		X		X	18
MASSACHUSETTS:						
District Court	L		X	X		17
Juvenile Court	L		X	X		17
MICHIGAN:						
Probate Court	L		X		X	17
MINNESOTA:						
District Court	G		X	X		18

(continued on next page)

FIGURE E: Juvenile Unit of Count Used in State Trial Courts, 1997 (continued)

State/Court name:	Jurisdiction	Filings are counted		Disposition counted		Age at which juvenile jurisdiction transfers to adult courts
		At intake or referral	At filing of petition or complaint	At adjudication of petition	At disposition of juvenile	
MISSISSIPPI:						
County Court	L		X	X		18
Family Court	L		X	X		18
MISSOURI:						
Circuit Court	G		X	X		17
MONTANA:						
District Court	G		X		X	18
NEBRASKA:						
Separate Juvenile Court	L		X		X	18
County Court	L		X		X	18
NEVADA:						
District Court	G		Varies by district		Varies by district	18*
NEW HAMPSHIRE:						
District Court	L		X		X	18 16 (for traffic violation) 15 (for some felony charges)
NEW JERSEY:*						
Superior Court	G	X		X		18 complaint
NEW MEXICO:						
District Court	G		X	X		18
NEW YORK:						
Family Court	L		X		X	16 (except for specified felonies, 13, 14, 15)
NORTH CAROLINA:						
District Court	L		X (first filing only)	X		16 (13-, 14- and 15-year-olds may be transferred (after the court finds probable cause) only as follows: if the offense is first degree murder, the court must transfer jurisdiction; for other felony-level offenses, the court may exercise discretion to transfer jurisdiction.)
NORTH DAKOTA:						
District Court	G		X		X	18
OHIO:						
Court of Common Pleas	G	X (warrant)			X	18

(continued on next page)

FIGURE E: Juvenile Unit of Count Used in State Trial Courts, 1997 (continued)

State/Court name:	Jurisdiction	Filings are counted		Disposition counted		Age at which juvenile jurisdiction transfers to adult courts
		At intake or referral	At filing of petition or complaint	At adjudication of petition	At disposition of juvenile	
OKLAHOMA: District Court	G		X (case number)	X		18
OREGON: Circuit Court	G		X	Dispositions are not counted		18*
County Court	L		X			18
PENNSYLVANIA: Court of Common Pleas	G	X (delinquency)	X (dependency)	X		18
PUERTO RICO: Court of First Instance	G		X		X	18
RHODE ISLAND: Family Court	L		X	X		18
SOUTH CAROLINA: Family Court	L		X	X		17
SOUTH DAKOTA: Circuit Court	G	X		X		18
TENNESSEE: General Sessions Court	L		(Data are reported with Juvenile Court data)			
Juvenile Court	L	X			X	18
TEXAS: District Court	G		X		X	17
County Court at Law, Constitutional County Court, Probate Court	L		X		X	17
UTAH: Juvenile Court	L		X		X	18
VERMONT: Family Court	G		X		X	16*
VIRGINIA: District Court	L		X		X	18
WASHINGTON: Superior Court	G		X	X		18
WEST VIRGINIA: Circuit Court	G		X		X	18
WISCONSIN: Circuit Court	G		X	X		17
WYOMING: District Court	G		X	X		19

(continued on next page)

FIGURE E: Juvenile Unit of Count Used in State Trial Courts, 1997 (continued)

JURISDICTION CODES:

- G = General jurisdiction court.
- L = Limited jurisdiction court.

FOOTNOTES*

Arkansas-At 14, if certain offenses are committed or other factors are involved (e.g., if offense is a felony if committed by an adult and juvenile has been adjudicated delinquent three times within the last two years for acts that would have been felonies if committed by an adult.

District of Columbia-Depending on the severity of the offense a juvenile between the ages of 16-18 can be charged as an adult.

Georgia-Age 18 for deprived juveniles.

New Jersey-All signed juvenile delinquency complaints are filed with the court and are docketed upon receipt (and therefore counted). Once complaints have been docketed they are screened by Court Intake Services and decisions are made as to how complaints will be processed (e.g., diversion, court hearings, etc.).

Nevada-Unless certified at a younger age because of felony charged.

Oregon-At age 15, if certain felony offenses are alleged. Up to age 21 for certain status offenses.

Vermont-At 10, if certain offenses are committed or other factors are involved.

Source: State administrative offices of the courts.

FIGURE F: State Trial Courts with Incidental Appellate Jurisdiction, 1997

State/Court name:	Jurisdiction	Administrative Agency Appeals	Trial Court Appeals		Type of Appeal	Source of Trial Court Appeal
			Civil	Criminal		
ALABAMA: Circuit Court	G	X	X	X	de novo	District, Probate, Municipal Courts
ALASKA: Superior Court	G	X	O	O	de novo	
		X	X	X	on the record	District Court
ARIZONA: Superior Court	G	X	X	X	de novo (if no record)	Justice of the Peace, Municipal Court
ARKANSAS: Circuit Court	G	O	X	X	de novo	Court of Common Pleas, County, Municipal, City, and Police Courts, and Justice of the Peace
CALIFORNIA: Superior Court	G	X	X	X	de novo on the record	Municipal Court
COLORADO: District Court	G	X	X	O	on the record	County and Municipal Court of Record
County Court	L	O	X	X	de novo not of record	Municipal Court
CONNECTICUT: Superior Court	G	X	X	O	de novo or on the record	Probate Court
DELAWARE: Superior Court	G	O	X (arbitration)	O		Superior Court
		O	O	X	on the record	Family Court
		O	X	X		Court of Common Pleas
		O	O	X	de novo	Municipal Court of Wilmington
Court of Common Pleas	L	O	X	X	de novo	Justice of the Peace, Alderman's Courts
DISTRICT OF COLUMBIA: Superior Court	G	X	O	O	on the record	Office of Employee Appeals, Administrative Traffic Agency
FLORIDA: Circuit Court	G	O	X	O	de novo on the record	County Court
		O	O	X	on the record	County Court

(continued on next page)

FIGURE F: State Trial Courts with Incidental Appellate Jurisdiction, 1997 (continued)

State/Court name:	Jurisdiction	Administrative Agency Appeals	Trial Court Appeals		Type of Appeal	Source of Trial Court Appeal
			Civil	Criminal		
GEORGIA:						
Superior Court	G	X	X	O	de novo or on the record	Probate Court, Magistrate Court
		O	O	X	de novo, on the record, or certiorari	Probate Court, Municipal Court, Magistrate Court, County Recorder's Court
State Court	L	O	X	O	certiorari on the record	Magistrate Court County Recorder's Court
		O	O	X		
HAWAII:						
Circuit Court	G	X	O	O	de novo	
IDAHO:						
District Court	G	X (small claims only)	X	X	de novo	Magistrates Division
		O	X	O	on the record	Magistrates Division
ILLINOIS:						
Circuit Court	G	X	O	O	on the record	
INDIANA:						
Superior Court and Circuit Court	G	X	X	X	de novo	City and Town Courts
IOWA:						
District Court	G	X	O	O	de novo	
		O	X	X	on the record	Magistrates Division
KANSAS:						
District Court	G	X	X	X	criminal on the record civil on the record	Criminal (from Municipal Court) Civil (from limited jurisdiction judge)
KENTUCKY:						
Circuit Court	G	X	X	X	on the record	District Court
LOUISIANA:						
District Court	G	X	X	X	on the record de novo	City and Parish Justice of the Peace, Mayor's Courts
MAINE:						
Superior Court	G	X	X	X	on the record	District Court, Administrative Court
MARYLAND:						
Circuit Court	G	X	X	X	de novo, on the record	District Court

(continued on next page)

FIGURE F: State Trial Courts with Incidental Appellate Jurisdiction, 1997 (continued)

State/Court name:	Jurisdiction	Administrative Agency Appeals	Trial Court Appeals		Type of Appeal	Source of Trial Court Appeal
			Civil	Criminal		
MASSACHUSETTS: Superior Court	G	X	X	O	de novo, on the record	All limited jurisdiction courts
MICHIGAN: Circuit Court	G	X	X	X	de novo on the record	Municipal Court District, Municipal, and Probate Courts
MINNESOTA: District Court	G	O	X		de novo	Conciliation Division
MISSISSIPPI: Circuit Court	G	X O O	X O X	X X X	on the record de novo de novo	County Court Municipal Courts Justice Courts
Chancery Court	L	X	X	X	on the record	Commission
MISSOURI: Circuit Court	G	X X	O X	O O	on the record de novo	Municipal Court, Associate Divisions
MONTANA: District Court	G	X O	X O	O X	de novo and on the record de novo	Justice of Peace, Municipal, City Courts, and State Boards
NEBRASKA: District Court	G	X O	O X	O X	de novo on the record on the record	County Court
NEVADA: District Court	G	X O O	X O O	X X X	on the record de novo on the record	Justice Court Municipal Court If Municipal Court is designated court of record
NEW HAMPSHIRE: Superior Court	G	X	O	X	de novo	District, Municipal, Probate Courts
NEW JERSEY: Superior Court	G	O	O	X	de novo on the record	Municipal Court
NEW MEXICO: District Court	G	X	X	X	de novo	Magistrate, Probate, Municipal, Bernalillo County Metropolitan Courts

(continued on next page)

FIGURE F: State Trial Courts with Incidental Appellate Jurisdiction, 1997 (continued)

State/Court name:	Jurisdiction	Administrative Agency Appeals	Trial Court Appeals		Type of Appeal	Source of Trial Court Appeal
			Civil	Criminal		
NEW YORK:						
County Court	G	O	X	X	on the record	City, Town and Village Justice Courts
NORTH CAROLINA:						
Superior Court	G	X X	O O	X O	de novo de novo on the record	District Court
District Court	L	X O	O X	O X	on the record de novo	Magistrates
NORTH DAKOTA:						
District Court	G	X	O	O	Varies	Municipal Court
OHIO:						
Court of Common Pleas	G	X	O	O	de novo and on the record	Mayor's Court Mayor's Court
County Court	L	O	O	X	de novo	
Municipal Court	L	O	O	X	de novo	
Court of Claims	L	X	O	O	de novo	
OKLAHOMA:						
District Court	G	X	O	X	de novo on the record	Municipal Court Not of Record
Court of Tax Review	L	X	O	O	de novo on the record	
OREGON:						
Circuit Court	G	X	X	X	on the record	County Court, Municipal Court (in counties with no District Court), Justice Court (in counties with no District Court)
Tax Court	G	X	O	O	on the record	Municipal and Justice Courts
District Court	L	O	X	O	on the record	
PENNSYLVANIA:						
Court of Common Pleas	G	X	X	O	on the record	Philadelphia Municipal Court, District Justice, Philadelphia Traffic, Pittsburgh City
Magistrates Court	L	O	O	X	de novo	
PUERTO RICO:						
Court of First Instance	G	X	X	X	on the record	District and Municipal Subsections
RHODE ISLAND:						
Superior Court	G	X O	O X	O X	on the record de novo	District, Municipal, Probate Courts
District Court	L	X	O	O	on the record	
SOUTH CAROLINA:						
Circuit Court	G	X	X	X	de novo on the record	Magistrate, Probate, Municipal Courts

(continued on next page)

FIGURE F: State Trial Courts with Incidental Appellate Jurisdiction, 1997 (continued)

State/Court name:	Jurisdiction	Administrative Agency Appeals	Trial Court Appeals		Type of Appeal	Source of Trial Court Appeal
			Civil	Criminal		
SOUTH DAKOTA: Circuit Court	G	X O	O X	O X	de novo and on the record de novo	Magistrates Division
TENNESSEE: Circuit, Criminal and Chancery Courts	G	X	X	X	de novo	General Sessions, Municipal, and Juvenile Courts
TEXAS: District Court	G	X	X	O	de novo	Municipal Court not of record, Justice of the Peace Courts
County-level Courts	L	O	X	X	de novo de novo on the record	Municipal Court not of record, Justice of the Peace Courts Municipal Courts of record
UTAH: District Court	G	X	X	X	de novo	Justice Courts
VERMONT: Superior Court	G	X	X	O	de novo or on the record	Probate Court; small claims appealed within Superior Court system
VIRGINIA: Circuit Court	G	X O	O X	O X	on the record de novo	District Court
WASHINGTON: Superior Court	G	X	X	X	de novo and de novo on the record	District, Municipal Courts
WEST VIRGINIA: Circuit Court	G	X O	O X X	O X X	on the record de novo on the record	Municipal Court Magistrate Court (jury trials and preliminary hearings) (Magistrate Court)
WISCONSIN: Circuit Court	G	X	X	X (first offense DWI/DUI only)	de novo	Municipal Court
WYOMING: District Court	G	X	X	X	de novo on the record	Justice of the Peace, Municipal, County Courts

(continued on next page)

FIGURE F: State Trial Courts with Incidental Appellate Jurisdiction, 1997 (continued)

JURISDICTION CODES:

- G = General jurisdiction court.
- L = Limited jurisdiction court.
- = Information not available.
- X = Yes
- O = No

Definitions of types of appeal:

certiorari: An appellate court case category in which a petition is presented to an appellate court asking the court to review the judgment of a trial court or administrative agency, or the decision of an intermediate appellate court.

first instance: If dissatisfied with the de novo verdict of the judge, defendant can go before the jury.

de novo: An appeal from one trial court to another trial court that results in a totally new set of proceedings and a new trial court judgment.

de novo on the record: An appeal from one trial court to another trial court that is based on the record and results in a new trial court judgment.

on the record: An appeal from one trial court to another trial court in which procedural challenges to the original trial proceedings are claimed, and an evaluation of those challenges are made—there is not a new trial court judgment on the case.

Source: State administrative offices of the courts.

FIGURE G: Number of Authorized Judges/Justices in State Courts, 1997

State:	Court(s) of last resort	Intermediate appellate court(s)	General jurisdiction court(s)	Limited jurisdiction court(s)
ALABAMA	9	10	131	409
ALASKA	5	3	38 (includes 5 masters)	56 (includes 39 magistrates)
ARIZONA	5	22	136	218 (includes 83 justices of the peace, 51 part-time judges)
ARKANSAS	7	12	106	330 (includes 55 justices of the peace)
CALIFORNIA	7	93	990 (includes 184 commissioners and referees)	854 (includes 180 commissioners and referees)
COLORADO	7	16	154 (includes 32 magistrates and 7 part-time water referees)	364 (includes 67 part-time judges)
CONNECTICUT	7	9	174	133
DELAWARE	5	–	22 (includes 1 chancellor and 4 vice-chancellors)	83 (includes 53 justices of the peace, 1 chief magistrate, 8 aldermen, 1 part-time judge)
DISTRICT OF COLUMBIA	9	–	59	–
FLORIDA	7	61	461	260
GEORGIA	7	10	169	1,141 (includes 74 part-time judges, 159 chief magistrates, 317 magistrates, and 33 associate juvenile court judges)
HAWAII	5	4	42 (includes 15 family court judges)	22 (excludes per diem judges)
IDAHO	5	3	37*	81* (magistrate judges)
ILLINOIS	7	52 (includes 10 supplemental judges)	865 (includes 318 associate judges and 50 permissive associate judges)	–
INDIANA	5	16 (includes 1 tax court judge)	279	95
IOWA	9	6	356 (includes 137 part-time magistrates, 12 associate juvenile judges, 1 associate probate judge, and 6 part-time alternate district associate judges)	–
KANSAS	7	10	225 (includes 69 district magistrates)	255
KENTUCKY	7	14	97	197 (includes 71 trial commissioners)
LOUISIANA	8 (includes one assigned from courts of appeal)	54	228 (includes 10 commissioners)	713 (includes 390 justices of the peace, 250 mayors)
MAINE	7	–	16	45 (includes 16 part-time judges)
MARYLAND	7	13	134	165
MASSACHUSETTS	7	14	76*	265*
MICHIGAN	7	28	210	372
MINNESOTA	7	16	254*	–*
MISSISSIPPI	9	10	49	475 (includes 191 justices of the peace and 45 chancellors)
MISSOURI	7	32	334 (includes 23 commissioners)	361
MONTANA	7	–	51 (includes 6 water masters)	112 (includes 41 justices of the peace that also serve on the city court)
NEBRASKA	7	6	52	72
NEVADA	5	–	48	95 (includes 67 justices of the peace)

(continued on next page)

FIGURE G: Number of Authorized Judges/Justices in State Courts, 1997 (continued)

State:	Court(s) of last resort	Intermediate appellate court(s)	General jurisdiction court(s)	Limited jurisdiction court(s)
NEW HAMPSHIRE	5	–	40 (includes 11 full-time marital masters)	84 (includes 66 part-time judges)
NEW JERSEY	7	32	395 (includes 21 surrogates)	402 (includes 350 part-time judges)
NEW MEXICO	5	10	72	189
NEW YORK	7	68	524	3,041 (includes 79 surrogates, 2,300 justices of the peace and 81 quasi-judicial staff)
NORTH CAROLINA	7	12	199 (includes 100 clerks who hear uncontested probate)	885 (includes 687 magistrates of which approximately 32 are part-time)
NORTH DAKOTA	5*	–	45	78
OHIO	7	66	372	684 (includes 428 mayors)
OKLAHOMA	14	12	221 (includes 73 special judges)	372 (includes part-time judges)
OREGON	7	10	103 (includes 5 magistrates)	241 (includes 30 justices of the peace)
PENNSYLVANIA	7	24	366	585 (includes 551 district justices and 6 magistrates)
PUERTO RICO	7	33	315	–
RHODE ISLAND	5	–	25 (includes 3 masters)	107 (includes 6 masters, 3 magistrates)
SOUTH CAROLINA	5	9	63 (includes 20 masters-in-equity)	690 (includes 295 magistrates)
SOUTH DAKOTA	5	–	202 (includes 2 part-time lay magistrate judges, 15 full-time clerk magistrates, and 55 part-time clerk magistrates)	–
TENNESSEE	5	24	145 (includes 33 chancellors)	351
TEXAS	18	80	396	2,476 (includes 842 justices of the peace)
UTAH	5	7	77 (includes 7 domestic court commissioners)	141 (includes 118 justices of the peace and one commissioner)
VERMONT	5	–	34 (includes 5 child support magistrates)	23 (includes 18 part-time judges and 4 hearing officers)
VIRGINIA	7	10	145	218 (includes 98 FTE juvenile and domestic relations judges)
WASHINGTON	9	20	163	214
WEST VIRGINIA	5	–	62	278 (includes 156 magistrates and 122 part-time judges)
WISCONSIN	7	16	233	217
WYOMING	5	–	17	104 (includes 10 part-time justices of the peace and 73 part-time judges)
Total	357	947	10,007	18,553

– = The state does not have a court at the indicated level.

Note: This table identifies, in parentheses, all individuals who hear cases but are not titled judges/justices. Some states may have given the title "judge" to officials who are called magistrates, justices of the peace, etc., in other states.

FOOTNOTES*

Idaho-The Magistrates Division of the District Court functions as a limited jurisdiction court.

Massachusetts-Courts were de-unified in 1997 resulting in one court of general jurisdiction and six courts of limited jurisdiction.

Minnesota-General jurisdiction and limited jurisdiction courts were consolidated in 1987.

North Dakota-A temporary court of appeals was established July 1, 1987 to exercise appellate and original jurisdiction as delegated by the supreme court. This court does not sit, has no assigned judges, has heard no appeals, and is currently unfunded.

Source: State administrative offices of the courts.

FIGURE H: Method of Counting Civil Cases in State Trial Courts, 1997

State/Court name:	Jurisdiction	Are reopened cases counted as new filings, or identified separately as reopened cases?	Qualifications or Conditions	Are enforcement/ collection proceedings counted? If yes, are they counted separately from new case filings?	Are temporary injunctions counted? If yes, are they counted separately from new case filings?
ALABAMA:					
Circuit Court	G	New filings		No	No
District Court	L	New filings		No	No
ALASKA:					
Superior Court	G	Reopened		No	No
District Court	L	Reopened		No	No
ARIZONA:					
Superior Court	G	New filings		No	No
Justice of the Peace Court	L	New filings		No	No
ARKANSAS:					
Circuit Court	G	Reopened		No	No
Chancery and Probate Court	G	Reopened		No	No
CALIFORNIA:					
Superior Court	G	Reopened	Retried cases	No	No
Municipal Court	L	Reopened	Retried cases	No	NA
COLORADO:					
District Court	G	Reopened	Post activities	No	No
Water Court	G	Reopened	Post activities	No	No
County Court	L	Reopened	Post activities	No	No
Municipal Court	L	NA		NA	NA
CONNECTICUT:					
Superior Court	G	Not counted as either new filing or reopened case; only pending caseload is adjusted		No	No If heard separately (rarely occurs)
DELAWARE:					
Court of Chancery	G	Reopened		No	No
Superior Court	G	New filings reopened	If remanded Case rehearing	No	Yes/No
Justice of the Peace Court	L	New filings		No	Yes/No
Family Court	L	New filings are heard separately Reopened if rehearing of total case	If part of original proceeding	No	No
Court of Common Pleas	L	New filings reopened	If remanded rehearing	No	No
DISTRICT OF COLUMBIA:					
Superior Court	G	Reopened		Yes/No	Yes/No
FLORIDA:					
County Court	L	Reopened		Yes/No	Yes/No
Circuit Court	G	Reopened		Yes/No	Yes/No

(continued on next page)

FIGURE H: Method of Counting Civil Cases in State Trial Courts, 1997 (continued)

State/Court name:	Jurisdiction	Are reopened cases counted as new filings, or identified separately as reopened cases?	Qualifications or Conditions	Are enforcement/collection proceedings counted? If yes, are they counted separately from new case filings?	Are temporary injunctions counted? If yes, are they counted separately from new case filings?
GEORGIA:					
Superior Court	G	New filings		Yes	No
Civil Court	L	NC		NC	NC
State Court	L	New filings		Yes	No
Probate Court	L	New filings		NC	NC
Magistrate Court	L	New filings		Yes	No
Municipal Court	L	NC		NC	NC
HAWAII:					
Circuit Court	G	New filings		Yes/Yes Special proceedings	Yes/Yes Circuit Court: Special proceedings
Family Court	G	New filings			Yes/No
District Court	L	New filings		No	Yes/No (included as new case filing)
IDAHO:					
District Court	G	Reopened		Yes/No	No
Magistrates Division	L	Reopened		Yes/No	No
ILLINOIS:					
Circuit Court	G	Reopened		No	No
INDIANA:					
Superior Court	G	Reopened	Redocketed	No	No
Circuit Court	G	Reopened	Redocketed	No	No
County Court	L	Reopened	Redocketed	No	No
City Court	L	NA	NA	NA	N/Applicable
Small Claims Court of Marion County	L	NA	NA	NA	NA
IOWA:					
District Court	G	New filings		Yes/Yes	No
KANSAS:					
District Court	G	Reopened		No	Yes/No
KENTUCKY:					
Circuit Court	G	Reopened		No	Yes/Yes
District Court	L	Reopened		No	Yes/Yes
LOUISIANA:					
District Court	G	New filings		Yes/No	Yes/No
Juvenile Court	G	New filings		Yes/No	No
Family Court	G	New filings		No	No
City & Parish Courts	L	New filings		Yes/Yes	No
MAINE:					
Superior Court	G	New filings		No	Yes/No
District Court	L	NC		No	No
Probate Court	L	NC		No	No

(continued on next page)

FIGURE H: Method of Counting Civil Cases in State Trial Courts, 1997 (continued)

State/Court name:	Jurisdiction	Are reopened cases counted as new filings, or identified separately as reopened cases?	Qualifications or Conditions	Are enforcement/collection proceedings counted? If yes, are they counted separately from new case filings?	Are temporary injunctions counted? If yes, are they counted separately from new case filings?
MARYLAND:					
Circuit Court	G	Reopened, but included with new filings		No	NA
District Court	L	NA		NA	Yes/No
MASSACHUSETTS:					
Superior Court	G	NC		NA	Yes/No
District Court	L	NC		Yes/Yes	NA
Boston Municipal Court	L	NC		Yes/Yes	NA
Housing Court	L	NC		Yes/Yes	NA
Land Court	L	NC		N/Applicable	NA
MICHIGAN:					
Court of Claims	G	Reopened		No	No
Circuit Court	G	Reopened		No	No
District Court	L	New filings		NA	NA
Municipal Court	L	New filings		NA	NA
MINNESOTA:					
District Court	G	Identified separately	No	No	
MISSISSIPPI:					
Circuit Court	G	Reopened		Yes	Yes/No
Chancery Court	L	Reopened		Yes	Yes/No
County Court	L	Varies from court to court		Varies	Yes/No
Family Court	L	Varies from court to court		Varies	Varies
Justice Court	L	Varies from court to court		Varies	Varies
MISSOURI:					
Circuit Court	G	New filings		Yes/No	Yes/No
MONTANA:					
District Court	G	New filings		Yes/Yes	Yes/No
Justice of the Peace Court	L	NA		NA	NA
Municipal Court	L	NA		NA	NA
City Court	L	NA		NA	NA
NEBRASKA:					
District Court	G	Reopened		No	No
County Court	L	Reopened		No	No
NEVADA:					
District Court	G	Reopened	May not be reopened but refers back to original case	Varies/Varies	Varies
NEW HAMPSHIRE:					
Superior Court	G	Reopened		No	No
District Court	L	NC		No	No
Municipal Court	L	NC		No	No

(continued on next page)

FIGURE H: Method of Counting Civil Cases in State Trial Courts, 1997 (continued)

State/Court name:	Jurisdiction	Are reopened cases counted as new filings, or identified separately as reopened cases?	Qualifications or Conditions	Are enforcement/collection proceedings counted? If yes, are they counted separately from new case filings?	Are temporary injunctions counted? If yes, are they counted separately from new case filings?
NEW JERSEY:					
Superior Court: Family	G	Reopened		Yes/Yes	Yes/No (except for domestic violence)
Civil, General Equity, and Criminal Divisions	G	Reopened		No	No
NEW MEXICO:					
District Court	G	Reopened		Yes/Yes	No
Magistrate Court	L	Reopened		No	No
Metropolitan Court of Bernalillo County	L	Reopened		No	No
NEW YORK:					
Supreme Court	G	Reopened		Yes/No	Yes/No
County Court	L	NC		No	No
Court of Claims	L	NC		No	No
Family Court	L	Reopened		Yes/No	No
District Court	L	NC		No	No
City Court	L	NC		No	No
Civil Court of the City of New York	L	NC		No	No
Town & Village Justice Court	L	NC		No	No
NORTH CAROLINA:					
Superior Court	G	NC		No	No
District Court	L	NC		Yes/No	No
NORTH DAKOTA:					
District Court	G	New filings		Yes/Yes (only counted if a hearing was held)	Yes/Yes
OHIO:					
Court of Common Pleas	G	Reopened		Yes/No (are counted separately in domestic relations cases)	Yes/No
Municipal Court	L	Reopened		Yes	Yes
County Court	L	Reopened		Yes	Yes
Court of Claims	L	NA		NA	NA
OKLAHOMA:					
District Court	G	Reopened		No	No
OREGON:					
Circuit Court	G	Reopened, not counted		Yes/No	Yes/No
District Court	L	Reopened, not counted		NA	NA
Justice Court	L	NA		NA	NA
Municipal Court	L	NA		NA	NA
PENNSYLVANIA:					
Court of Common Pleas	G	Reopened		No	No
District Justice Court	L	New filings		NA	NA
PUERTO RICO:					
Court of First Instance	G	New filings		Yes/No	No

(continued on next page)

FIGURE H: Method of Counting Civil Cases in State Trial Courts, 1997 (continued)

State/Court name:	Jurisdiction	Are reopened cases counted as new filings, or identified separately as reopened cases?	Qualifications or Conditions	Are enforcement/collection proceedings counted? If yes, are they counted separately from new case filings?	Are temporary injunctions counted? If yes, are they counted separately from new case filings?
RHODE ISLAND:					
Superior Court	G	Reopened		No	Yes/No
District Court	L	Reopened		No	Yes/Yes
Family Court	L	Reopened		No	Yes/Yes
Probate Court	L	NA		NA	NA
SOUTH CAROLINA:					
Circuit Court	G	New filings		No	No (Permanent
Family Court	L	New filings		No	No injunctions
Magistrate Court	L	New filings		No	No are counted
Probate Court	L	New filings		No	No as a new filing)
SOUTH DAKOTA:					
Circuit Court	G	NC		No	Yes/No
TENNESSEE:					
Circuit Court	G	Reopened	(varies based on local practice)		(varies based on local practice)
Chancery Court	G	Reopened	(varies based on local practice)		(varies based on local practice)
General Sessions Court	L	Reopened	(varies based on local practice)		(varies based on local practice)
TEXAS:					
District Court	G	Reopened		No	No
Constitutional County Court	L	Reopened		No	No
County Court at Law	L	Reopened		No	No
Justice Court	L	New filings		No	No
UTAH:					
District Court	G	NC		No	Yes/No
Justice Court	L	NC		No	Yes/No
VERMONT:					
Superior Court	G	Reopened		No	Yes/No
District Court	G	Reopened		No	Yes/No
Family Court	G	Reopened		No	Yes/No
Probate Court	L	Reopened		No	N/Applicable
VIRGINIA:					
Circuit Court	G	Reopened	Reinstated cases		
District Court	L	New filings		Yes/No	No
WASHINGTON:					
Superior Court	G	Reopened		No	Yes/No
Municipal Court	L	New filings		NA	NA
District Court	L	New filings		No	NA
WEST VIRGINIA:					
Circuit Court	G	NC		No	Yes/No
Magistrate Court	L	NC		No	N/Applicable

(continued on next page)

FIGURE H: Method of Counting Civil Cases in State Trial Courts, 1997 (continued)

State/Court name:	Jurisdiction	Are reopened cases counted as new filings, or identified separately as reopened cases?	Qualifications or Conditions	Are enforcement/collection proceedings counted? If yes, are they counted separately from new case filings?	Are temporary injunctions counted? If yes, are they counted separately from new case filings?
WISCONSIN:					
Circuit Court	G	New filings	Identified with R (reopened) suffix, but included in total count	No	Yes/Yes
WYOMING:					
District Court	G	Reopened		No	No
Justice of the Peace Court	L	Reopened		No	NA
County Court	L	Reopened		No	NA

JURISDICTION CODES:

G = General Jurisdiction Court

L = Limited Jurisdiction Court

NA = Information is not available

NC = Information is not collected/counted

N/Applicable = Civil case types heard by this court are not applicable to this figure.

Source: State administrative offices of the courts.

Sate Court Caseload Tables

1997 State Court Caseload Tables

- 105 TABLE 1: Reported National Caseload for State Appellate Courts, 1997. Mandatory jurisdiction cases and discretionary jurisdiction petitions in courts of last resort and intermediate appellate courts.
- 106 TABLE 2: Reported Total Caseload for All State Appellate Courts, 1997. Total mandatory cases, total discretionary petitions, and total discretionary petitions granted that are filed and disposed. The number of and filed-per-judge figures for both the sum of mandatory cases and discretionary petitions, and the sum of mandatory cases and discretionary petitions granted. Court type and the point at which cases are counted.
- 117 TABLE 3: Selected Caseload and Processing Measures for Mandatory Cases in State Appellate Courts, 1997. Court type. Filed and disposed cases. Disposed as a percent of filed. Number of judges. Filed per judge. Filed per 100,000 total population.
- 123 TABLE 4: Selected Caseload and Processing Measures for Discretionary Petitions in State Appellate Courts, 1997. Court type. Filed and disposed cases. Disposed as a percent of filed. Number of judges. Filed per judge. Filed per 100,000 total population.
- 128 TABLE 5: Selected Caseload and Processing Measures for Discretionary Petitions Granted in State Appellate Courts, 1997. Court type. Filed, filed granted, and granted disposed cases. Granted as a percent of filed. Disposed as a percent of granted. Number of judges. Filed granted per judge.
- 133 TABLE 6: Opinions Reported by State Appellate Courts, 1997. Opinion unit of count. Composition of opinion count. Signed opinions. Number of justices/judges. Number of lawyer support personnel.
- 137 TABLE 7: Reported National Civil and Criminal Caseloads for State Trial Courts, 1997. Civil and criminal cases in general jurisdiction and limited jurisdiction courts.
- 139 TABLE 8: Reported Grand Total State Trial Court Caseload, 1997. Jurisdiction, parking, criminal unit of count, and support/custody codes. Case filings and dispositions. Dispositions as a percentage of filings. Filings per 100,000 total population.
- 148 TABLE 9: Reported Total State Trial Court Civil Caseload, 1997. Jurisdiction, support/custody codes. Case filings and dispositions. Dispositions as a percentage of filings. Filings per 100,000 total population.
- 156 TABLE 10: Reported Total State Trial Court Criminal Caseload, 1997. Jurisdiction, criminal unit of count, and point of filing codes. Case filings and dispositions. Dispositions as a percentage of filings. Filings per 100,000 adult population.
- 164 TABLE 11: Reported Total State Trial Court Traffic/Other Violation Caseload, 1997. Jurisdiction, parking codes. Case filings and dispositions. Dispositions as a percentage of filings. Filings per 100,000 total population.
- 171 TABLE 12: Reported Total State Trial Court Juvenile Caseload, 1997. Jurisdiction, point of filing codes. Case filings and dispositions. Dispositions as a percentage of filings. Filings per 100,000 juvenile population.
- 176 TABLE 13: Mandatory Caseload in State Appellate Courts, 1988-1997. Case filings and dispositions, 1988-1997.
- 186 TABLE 14: Discretionary Petitions in State Appellate Courts, 1988-1997. Case filings and dispositions, 1988-1997.
- 194 TABLE 15: Felony Caseload in State Trial Courts of General Jurisdiction, 1988-1997. Case filings, 1988-1997.
- 198 TABLE 16: Tort Caseload in State Trial Courts of General Jurisdiction, 1988-1997. Case filings, 1988-1997.

TABLE 1: Reported National Caseload for State Appellate Courts, 1997

<u>Reported Caseload</u>	<u>Filed</u>	<u>Disposed</u>	
Courts of last resort:			
I. Mandatory jurisdiction cases:			
A. Number of reported complete cases	25,184	23,916	
Number of courts reporting complete data	40	35	
B. Number of reported complete cases that include some discretionary petitions	5,136	4,975	
Number of courts reporting complete data with some discretionary petitions	7	9	
C. Number of reported cases that are incomplete	908	673	
Number of courts reporting incomplete data	2	1	
D. Number of reported cases that are incomplete and include some discretionary petitions	1,121	1,142	
Number of courts reporting incomplete data that include some discretionary petitions	2	2	
II. Discretionary jurisdiction petitions:			
A. Number of reported complete petitions	59,517	53,470	
Number of courts reporting complete petitions	45	40	
B. Number of reported complete petitions that include some mandatory cases	0	4,168	
Number of courts reporting complete petitions that include some mandatory cases	0	2	
C. Number of reported petitions that are incomplete	1,324	1,180	
Number of courts reporting incomplete petitions	2	2	
Intermediate appellate courts:			
I. Mandatory jurisdiction cases:			
A. Number of reported complete cases	143,295	132,332	
Number of courts reporting complete data	38	34	
B. Number of reported complete cases that include some discretionary petitions	22,980	42,394	
Number of courts reporting complete data with some discretionary petitions	6	9	
C. Number of reported cases that are incomplete	4,453	4,996	
Number of courts reporting incomplete data	1	1	
II. Discretionary jurisdiction petitions:			
A. Number of reported complete petitions	30,360	33,603	
Number of courts reporting complete petitions	18	16	
B. Number of reported complete petitions that include some mandatory cases	0	0	
Number of courts reporting complete petitions that include some mandatory cases	0	0	
C. Number of reported petitions that are incomplete	997	1,065	
Number of courts reporting incomplete petitions	1	1	
Summary section for all appellate courts:			
	Reported Filings		
	<u>COLR</u>	<u>IAC</u>	<u>Total</u>
A. Number of reported complete cases/petitions	84,701	173,655	258,356
B. Number of reported complete cases/petitions that include other case types	5,136	22,980	28,116
C. Number of reported cases/petitions that are incomplete	2,232	5,450	7,682
D. Number of reported cases/petitions that are incomplete and include other case types	1,121	—	1,121
Total	93,190	202,085	295,275
	Reported Dispositions		
	<u>COLR</u>	<u>IAC</u>	<u>Total</u>
A. Number of reported complete cases/petitions	77,386	165,935	243,321
B. Number of reported complete cases/petitions that include other case types	9,143	47,394	56,537
C. Number of reported cases/petitions that are incomplete	1,853	6,061	7,914
D. Number of reported cases/petitions that are incomplete and include other case types	1,142	—	1,142
Total	89,524	214,390	303,914

TABLE 2: Reported Total Caseload for All State Appellate Courts, 1997

State/Court name:	TOTAL CASES FILED						
	Total mandatory cases filed	Total discretionary petitions filed	Total discretionary petitions filed granted	Sum of mandatory cases and discretionary petitions filed		Sum of mandatory cases and discretionary petitions filed granted	
				Number	Filed per judge	Number	Filed per judge
States with one court of last resort and one intermediate appellate court							
ALASKA							
Supreme Court	286	200	0	486	97	286	57
Court of Appeals	327	59	0	386	129	327	109
State Total	613	259	0	872	109	613	77
ARIZONA							
Supreme Court	161	1,820	NA	1,981	396		
Court of Appeals	3,607	218	NA	3,825	174		
State Total	3,768		2,038	5,806	215		
ARKANSAS							
Supreme Court	562 C	(B)	62	562	80	624	89
Court of Appeals	1,121	1,264	5	2,385	199	1,126	94
State Total	1,683 *		67	2,947	155	1,750	92
CALIFORNIA							
Supreme Court	38	7,563	111 A	7,601	1,086	149	21
Courts of Appeal	16,881	8,879	NA	25,760	277		
State Total	16,919	16,442		33,361	334		
COLORADO							
Supreme Court	179 A	1,332	NA	1,511	216		
Court of Appeals	2,245	NJ	NJ	2,245	140	2,245	140
State Total	2,424 *	1,332		3,756	163		
CONNECTICUT							
Supreme Court	67	453	82	520	74	149	21
Appellate Court	1,267 B	NA	NA				
State Total	1,334 *						
FLORIDA							
Supreme Court	100	2,394	NA	2,494	356		
District Courts of Appeal	18,932	3,579	NA	22,511	369		
State Total	19,032	5,973		25,005	368		
GEORGIA							
Supreme Court	757	1,362	107	2,119	303	864	123
Court of Appeals	3,034	479	91	3,513	351	3,125	313
State Total	3,791	1,841	198	5,632	331	3,989	235
HAWAII							
Supreme Court	695	86	21	781	156	716	143
Intermediate Court of Appeals	132	NJ	NJ	132	33	132	33
State Total	827	86	21	913	101	848	94
IDAHO							
Supreme Court	559 C	107	101	666	133	660	132
Court of Appeals	338	NJ	NJ	338	113	338	113
State Total	897 *	107	101	1,004	126	998	125
ILLINOIS**							
Supreme Court	1,297	2,308	106	3,605	515	1,403	200
Appellate Court	9,301 B	(B)	NA	9,301	179		
State Total	10,598 *			12,906	219		

TOTAL CASES DISPOSED

<u>Total mandatory cases disposed</u>	<u>Total discretionary petitions disposed</u>	<u>Total discretionary petitions granted disposed</u>	<u>Sum of mandatory cases and discretionary petitions disposed</u>	<u>Sum of mandatory cases and discretionary petitions granted disposed</u>	<u>Court type</u>	<u>Point at which cases are counted</u>
350	206	22	556	372	COLR	1
353	66	NA	419		IAC	1
703	272		975			
92	1,500	NA	1,592		COLR	6
3,908	205	NA	4,113		IAC	6
4,000	1,705		5,705			
544 C	(B)	62	544	606	COLR	2
1,315	1,436	5	2,751	1,320	IAC	2
1,859 *		67	3,295	1,926		
13	7,406	76	7,419	89	COLR	6
12,600	15,487	NA	28,087		IAC	2
12,613	22,893		35,506			
(B)	1,432 B	NA	1,432		COLR	1
2,274	NJ	NJ	2,274	2,274	IAC	1
	1,432 *		3,706			
(B)	255 B	NA	255		COLR	1
1,275 B	(B)	NA	1,275		IAC	1
			1,530			
135	2,238	NA	2,373		COLR	1
19,021	3,221	NA	22,242		IAC	1
19,156	5,459		24,615			
402	1,330	NA	1,732		COLR	2
3,028	481	91	3,509	3,119	IAC	2
3,430	1,811		5,241			
822	86	NA	908		COLR	2
411	NJ	NJ	411	411	IAC	2
1,233	86		1,319			
598 C	105	94	703	692	COLR	1
337	NJ	NJ	337	337	IAC	4
935 *	105	94	1,040	1,029		
1,230	2,247	0	3,477	1,230	COLR	1
9,578 B	(B)	NA	9,578		IAC	1
10,808 *			13,055			

(continued on next page)

TABLE 2: Reported Total Caseload for All State Appellate Courts, 1997 (continued)

State/Court name:	TOTAL CASES FILED						
	Total mandatory cases filed	Total discretionary petitions filed	Total discretionary petitions filed granted	Sum of mandatory cases and discretionary petitions filed		Sum of mandatory cases and discretionary petitions filed granted	
				Number	Filed per judge	Number	Filed per judge
IOWA							
Supreme Court	1,574 B	(B)	2	1,574	175	1,576	175
Court of Appeals	797	NJ	NJ	797	133	797	133
State Total	2,371 *		2	2,371	158	2,373	158
KANSAS							
Supreme Court	224	786	26	1,010	144	250	36
Court of Appeals	2,075 B	(B)	NA	2,075	208		
State Total	2,299 *			3,085	181		
KENTUCKY							
Supreme Court	436	751	NA	1,187	170		
Court of Appeals	3,242	105	NA	3,347	239		
State Total	3,678	856		4,534	216		
LOUISIANA							
Supreme Court	153	3,068	351	3,221	403	504	63
Courts of Appeal	3,964	6,134	1,852	10,098	187	5,816	108
State Total	4,117	9,202	2,203	13,319	215	6,320	102
MARYLAND							
Court of Appeals	254	683	101	937	134	355	51
Court of Special Appeals	1,913	436	21	2,349	181	1,934	149
State Total	2,167	1,119	122	3,286	164	2,289	114
MASSACHUSETTS							
Supreme Judicial Court	152	768	116	920	131	268	38
Appeals Court	2,235	0	NA	2,235	160		
State Total	2,387	768		3,155	150		
MICHIGAN							
Supreme Court	3	2,844	106	2,847	407	109	16
Court of Appeals	5,006	3,407	NA	8,413	300		
State Total	5,009	6,251		11,260	322		
MINNESOTA							
Supreme Court	171	741	127	912	130	298	43
Court of Appeals	2,177	51	NA	2,228	139		
State Total	2,348	792		3,140	137		
MISSISSIPPI							
Supreme Court	1,210 B	NA	NA				
Court of Appeals	535	0	1	535	54	536	54
State Total	1,745 *				181		173
MISSOURI							
Supreme Court	273	645	19	918	131	292	42
Court of Appeals	4,168	NJ	NJ	4,168	130	4,168	130
State Total	4,441	645	19	5,086	130	4,460	114
NEBRASKA							
Supreme Court	44	282	54	326	47	98	14
Court of Appeals	1,322 B	(B)	NJ	1,322	189	1,322	189
State Total	1,366 *		54	1,648	118	1,420	101

TOTAL CASES DISPOSED

Total mandatory cases disposed	Total discretionary petitions disposed	Total discretionary petitions granted disposed	Sum of mandatory cases and discretionary petitions disposed	Sum of mandatory cases and discretionary petitions granted disposed	Court type	Point at which cases are counted
1,073 B	0	NA	1,073		COLR	1
801	NJ	NJ	801	801	IAC	4
1,874 *	0		1,874			
989 B	(B)	NA	989		COLR	5
1,961 B	(B)	NA	1,961		IAC	5
2,950 *			2,950			
457	720	NA	1,177		COLR	6
3,201	101	NA	3,302		IAC	3
3,658	821		4,479			
157	3,400	415	3,557	572	COLR	2
3,872	6,351	1,819	10,223	5,691	IAC	2
4,029	9,751	2,234	13,780	6,263		
190	784	NA	974		COLR	2
1,891	436	NA	2,327		IAC	2
2,081	1,220		3,301			
127	768	171	895	298	COLR	2
2,115	0	NA	2,115		IAC	2
2,242	768		3,010			
(B)	2,736 B	NA	2,736		COLR	1
10,233 B	(B)	NA	10,233		IAC	1
			12,969			
163	721	103	884	266	COLR	1
2,211	51	NA	2,262		IAC	1
2,374	772		3,146			
894	NA	NA			COLR	2
535	0	NA	535	NA	IAC	2
1,429						
255	522	43	777	298	COLR	1
4,515	NJ	NJ	4,515	4,515	IAC	1
4,770	522	43	5,292	4,813		
305 B	(B)	NA	305		COLR	1
1,111 B	(B)	NJ	1,111	1,111	IAC	1
1,416 *			1,416			

(continued on next page)

TABLE 2: Reported Total Caseload for All State Appellate Courts, 1997 (continued)

State/Court name:	TOTAL CASES FILED						
	Total mandatory cases filed	Total discretionary petitions filed	Total discretionary petitions filed granted	Sum of mandatory cases and discretionary petitions filed		Sum of mandatory cases and discretionary petitions filed granted	
				Number	Filed per judge	Number	Filed per judge
NEW JERSEY							
Supreme Court	546	3,340	149	3,886	555	695	99
Appellate Div. of Super. Ct.	7,509	0	NA	7,509	235		
State Total	8,055	3,340		11,395	292		
NEW MEXICO***							
Supreme Court	102	650	NA	752	150		
Court of Appeals	965	48	NA	1,013	101		
State Total	1,067	698		1,765	118		
NORTH CAROLINA							
Supreme Court	81	544	88	625	89	169	24
Court of Appeals	1,565	523	67	2,088	174	1,632	136
State Total	1,646	1,067	155	2,713	143	1,801	95
OHIO							
Supreme Court	891	1,839	103	2,730	390	994	142
Courts of Appeals	12,488	NJ	NJ	12,488	189	12,488	189
State Total	13,379	1,839	103	15,218	208	13,482	185
OREGON							
Supreme Court	326	918	0	1,244	178	326	47
Court of Appeals	4,631	NJ	NJ	4,631	463	4,631	463
State Total	4,957	918	0	5,875	346	4,957	292
PUERTO RICO							
Supreme Court	209	1,038	NA	1,247	178		
Circuit Court of Appeals	1,425	1,076	NA	2,501	76		
State Total	1,634	2,114		3,748	94		
SOUTH CAROLINA							
Supreme Court	355	646	93	1,001	200	448	90
Court of Appeals	907	NJ	NJ	907	101	907	101
State Total	1,262	646	93	1,908	136	1,355	97
UTAH							
Supreme Court	616 B	NA	NA				
Court of Appeals	741 B	(B)	NA	741	106		
State Total	1,357 *						
VIRGINIA****							
Supreme Court	58	2,671	249	2,729	390	307	44
Court of Appeals	712	2,337	354	3,049	305	1,066	107
State Total	770	5,008	603	5,778	340	1,373	81
WASHINGTON							
Supreme Court	94 B	1,268 A	NA	1,362	151		
Court of Appeals	3,618	430	NA	4,048	202		
State Total	3,712 *	1,698 *		5,410	187		
WISCONSIN							
Supreme Court	NJ	1,124	0	1,124	161		
Court of Appeals	3,763 B	(B)	NA	3,763	235		
State Total	3,763 *			4,887	212		

TOTAL CASES DISPOSED

Total mandatory cases disposed	Total discretionary petitions disposed	Total discretionary petitions granted disposed	Sum of mandatory cases and discretionary petitions disposed	Sum of mandatory cases and discretionary petitions granted disposed	Courttype	Point at which cases are counted
493	3,311	NA	3,804		COLR	1
7,842	0	NA	7,842		IAC	1
8,335	3,311		11,646			
66	650	NA	716		COLR	5
925 B	(B)	NA	925		IAC	5
991 *			1,641			
129	556	59	685	188	COLR	2
1,559	459	NA	2,018		IAC	2
1,688	1,015		2,703			
827	1,759	NA	2,586		COLR	1
12,440	NJ	NJ	12,440	12,440	IAC	1
13,267	1,759		15,026			
263 B	684	(B)	947	263	COLR	1
4,474	NJ	NJ	4,474	4,474	IAC	1
4,737 *	684		5,421	4,737		
212	1,220	NA	1,432		COLR	1
586	670	NA	1,256		IAC	1
798	1,890		2,688			
NA		NA			COLR	2
886	NJ	NJ	886	886	IAC	4
	0					
632 B	NA	NA			COLR	1
805 B	(B)	NA	805		IAC	1
1,437 *						
70	2,619	0	2,689	70	COLR	1
886	2,306	NA	3,192		IAC	1
956	4,925		5,881			
100 B	1,180 A	NA	1,280		COLR	6
4,364	499	NA	4,863		IAC	6
4,464 *	1,679 *		6,143			
NJ	1,142	98	1,142	98	COLR	6
3,679 B	(B)	NA	3,679		IAC	6
3,679 *			4,821			

(continued on next page)

TABLE 2: Reported Total Caseload for All State Appellate Courts, 1997 (continued)

State/Court name:	TOTAL CASES FILED						
	Total mandatory cases filed	Total discretionary petitions filed	Total discretionary petitions filed granted	Sum of mandatory cases and discretionary petitions filed		Sum of mandatory cases and discretionary petitions filed granted	
				Number	Filed per judge	Number	Filed per judge
States with no intermediate appellate court							
DELAWARE							
Supreme Court	551	0	NA	551	110		
DISTRICT OF COLUMBIA							
Court of Appeals	2,076	23	NA	2,099	233		
MAINE							
Supreme Judicial Court	724 B	(B)	NA	724	103		
MONTANA							
Supreme Court	729 A	NA	20			749	107
NEVADA							
Supreme Court	1,835	NJ	NJ	1,835	367	1,835	367
NEW HAMPSHIRE							
Supreme Court	NJ	915	NA	915	183		
NORTH DAKOTA							
Supreme Court	387	15	NA	402	80		
RHODE ISLAND							
Supreme Court	476	210	5	686	137	481	96
SOUTH DAKOTA							
Supreme Court	367 B	56 A	0	423	85	367	73
VERMONT							
Supreme Court	558	24	NA	582	116		
WEST VIRGINIA							
Supreme Court of Appeals	NJ	3,114	1,003	3,114	623	1,003	201
WYOMING							
Supreme Court	380	NJ	NJ	380	76	380	76

TOTAL CASES DISPOSED

<u>Total mandatory cases disposed</u>	<u>Total discretionary petitions disposed</u>	<u>Total discretionary petitions granted disposed</u>	<u>Sum of mandatory cases and discretionary petitions disposed</u>	<u>Sum of mandatory cases and discretionary petitions granted disposed</u>	<u>Courttype</u>	<u>Point at which cases are counted</u>
537	0	NA	537		COLR	1
2,129	26	NA	2,155		COLR	1
769 B	(B)	NA	769		COLR	1
673 A	NA	NA			COLR	1
1,471	NJ	NJ	1,471	1,471	COLR	2
NJ	907	NA	907		COLR	1
389	17	NA	406		COLR	1
488	219	NA	707		COLR	1
504 B	(B)	NA	504		COLR	2
619	23	NA	642		COLR	1
NJ	3,085	0	3,085	0	COLR	1
344	NJ	NJ	344	344	COLR	1

(continued on next page)

TABLE 2: Reported Total Caseload for All State Appellate Courts, 1997 (continued)

State/Court name:	TOTAL CASES FILED						
	Total mandatory cases filed	Total discretionary petitions filed	Total discretionary petitions filed granted	Sum of mandatory cases and discretionary petitions filed		Sum of mandatory cases and discretionary petitions filed granted	
				Number	Filed per judge	Number	Filed per judge
States with multiple appellate courts at any level							
ALABAMA							
Supreme Court	811	956	NA	1,767	196		
Court of Civil Appeals	1,447	NJ	NJ	1,447	289	1,447	289
Court of Criminal Appeals	2,472	NJ	NJ	2,472	494	2,472	494
State Total	4,730	956		5,686	299		
INDIANA							
Supreme Court	287	711	NA	998	200		
Court of Appeals	2,071	NA	81			2,152	143
Tax Court	205	NJ	NJ	205	14	205	14
State Total	2,563						
NEW YORK							
Court of Appeals	432	4,647	NA	5,079	726		
Appellate Div. of Sup. Ct.	11,676 B	(B)	NA	11,676	229		
Appellate Terms of Sup. Ct.	2,136 B	(B)	NA	2,136	142		
State Total	14,244 *			18,891	259		
OKLAHOMA							
Supreme Court	1,514	436	NA	1,950	217		
Court of Criminal Appeals	1,742	NJ	NJ	1,742	348	1,742	348
Court of Appeals	581	NJ	NJ	581	48	581	48
State Total	3,837	436		4,273	164		
PENNSYLVANIA							
Supreme Court	429	2,890	NA	3,319	474		
Superior Court	9,001	NJ	NJ	9,001	600	9,001	600
Commonwealth Court	5,450 A	NA	NA				
State Total	14,880 *						
TENNESSEE							
Supreme Court	400	954	93	1,354	271	493	99
Court of Criminal Appeals	1,374	136	25	1,510	126	1,399	117
Court of Appeals	1,117	233	25	1,350	113	1,142	95
State Total	2,891	1,323	143	4,214	145	3,034	105
TEXAS							
Supreme Court	5	1,373	138	1,378	153	143	16
Court of Criminal Appeals	6,287	1,677	111	7,964	885	6,398	711
Courts of Appeals	10,754	NJ	NJ	10,754	134	10,754	134
State Total	17,046	3,050	249	20,096	205	17,295	176

COURT TYPE:

COLR = Court of last resort
 IAC = Intermediate appellate court

POINTS AT WHICH CASES ARE COUNTED:

- 1 = At the notice of appeal
- 2 = At the filing of trial record
- 3 = At the filing of trial record and complete briefs
- 4 = At transfer
- 5 = Other
- 6 = Varies

TOTAL CASES DISPOSED

Total mandatory cases disposed	Total discretionary petitions disposed	Total discretionary petitions granted disposed	Sum of mandatory cases and discretionary petitions disposed	Sum of mandatory cases and discretionary petitions granted disposed	Court type	Point at which cases are counted
819	915	NA	1,734		COLR	1
1,572	NJ	NJ	1,572	1,572	IAC	1
2,323	NJ	NJ	2,323	2,323	IAC	1
4,714	915		5,629			
289	752	0	1,041	289	COLR	6
1,763	NA	57		1,820	IAC	6
152	NJ	NJ	152	152	IAC	6
2,204		57		2,261		
260	4,572	206	4,832	466	COLR	1
18,874 B	(B)	NA	18,874		IAC	2
2,367 B	(B)	NA	2,367		IAC	2
21,501 *			26,073			
1,494	431	NA	1,925		COLR	1
1,670	NJ	NJ	1,670	1,670	COLR	2
679	NJ	NJ	679	679	IAC	4
3,843	431		4,274			
676	2,943	NA	3,619		COLR	6
7,825	NJ	NJ	7,825	7,825	IAC	1
6,061 A	NA	NA			IAC	1
14,562 *						
397	639	93	1,036	490	COLR	1
1,164 B	104	(B)	1,268	1,164	IAC	1
1,108 B	424	(B)	1,532	1,108	IAC	1
2,669 *	1,167		3,836	2,762		
5	1,308	120	1,313	125	COLR	1
6,156	1,644	127	7,800	6,283	COLR	5
11,249	NJ	NJ	11,249	11,249	IAC	1
17,410	2,952	247	20,362	17,657		

NOTE:

NA = Indicates that the data are unavailable. Blank spaces indicate that a calculation is inappropriate.

NJ = This case type is not handled in this court.

() = **Mandatory and discretionary jurisdiction** cases cannot be separately identified. Data are reported within the jurisdiction where the court has the majority of its caseload.

(continued on next page)

TABLE 2: Reported Total Caseload for All State Appellate Courts, 1997 (continued)

QUALIFYING FOOTNOTES:

An absence of a qualifying footnote indicates that the data are complete.

* See the qualifying footnote for each court within the state. Each footnote has an effect on the state's total.

** Total mandatory cases filed and disposed in the Illinois Supreme Court do not include the **miscellaneous record cases**.

*** Total mandatory cases filed in the New Mexico Supreme Court do not include **petitions for extension of time** in criminal cases.

**** Total cases filed in the Virginia Supreme Court reflect data reported by the clerk's office.

A: The following courts' data are incomplete:

California—Supreme Court—Total **discretionary petitions granted** filed data do not include **original proceedings** and **administrative agency** cases.

Colorado—Supreme Court—Total **mandatory** filed data do not include some reopened cases, some **disciplinary matters**, and some **interlocutory decisions**.

Montana—Supreme Court—Total **mandatory** filed and disposed data do not include **administrative agency**, **advisory opinions**, and **original proceedings**.

Pennsylvania—Commonwealth Court—Total **mandatory** filed and disposed data do not include some **administrative agency** cases and some **original proceedings**.

South Dakota—Supreme Court—Total **discretionary petitions** filed data do not include **advisory opinions**, which are reported with **mandatory jurisdiction** cases.

Washington—Supreme Court—Total **discretionary petitions** filed and disposed data do not include some **discretionary petitions**.

B: The following courts' data are overinclusive:

Colorado—Supreme Court—Total **discretionary petitions** disposed data include all **mandatory jurisdiction** cases.

Connecticut—Supreme Court—Total **discretionary** disposed data include all **mandatory** cases that were disposed.
—Appellate Court—Total **mandatory** filed and disposed data include all **discretionary petitions** that were disposed.

Delaware—Supreme Court—Total **mandatory** filed and disposed data include some **discretionary petitions** that were **granted**.

Illinois—Appellate Court—Total **mandatory** filed and disposed data include all **discretionary petitions**.

Iowa—Supreme Court—Total **mandatory** filed and disposed data include some **discretionary petitions**.

Kansas—Supreme Court—Total **mandatory** disposed data include **discretionary petitions** that were disposed.
—Court of Appeals—Total **mandatory** filed and disposed data include all **discretionary petitions**.

Maine—Supreme Judicial Court—Total **mandatory** filed and disposed data include **discretionary petitions**.

Michigan—Supreme Court—Total **discretionary petitions** disposed data include **mandatory cases** disposed.
—Court of Appeals—Total **mandatory cases** disposed data include all **discretionary petitions** disposed.

Mississippi—Supreme Court—Total **mandatory** filed data include all **discretionary petitions**.

Nebraska—Supreme Court—Total **mandatory** disposed data include all **discretionary petitions**.
—Court of Appeals—Total **mandatory** filed and disposed data include all **discretionary petitions**.

New Mexico—Court of Appeals—Total **mandatory** disposed data include all **discretionary petitions**.

New York—Appellate Divisions of Supreme Court—Total **mandatory** filed and disposed data include all **discretionary petitions** that were disposed.

—Appellate Terms of Supreme Court—Total **mandatory** filed and disposed data include all **discretionary petitions** that were disposed.

Oregon—Supreme Court—Total **mandatory** disposed data include all **discretionary petitions** that were **granted**.

South Dakota—Supreme Court—Total **mandatory** filed data include **discretionary advisory opinions**. Total **mandatory** disposed data include all **discretionary petitions** that were disposed.

Tennessee—Court of Criminal Appeals—Total **mandatory** disposed data include **discretionary petitions filed granted, and disposed**.
—Court of Civil Appeals—Total **mandatory** disposed data include **discretionary petitions filed granted, and disposed**.

Utah—Supreme Court—Total **mandatory** filed and disposed data include all **discretionary petitions**.

—Court of Appeals—Total **mandatory** filed and disposed data include all **discretionary petitions**.

Washington—Supreme Court—Total **mandatory** filed and disposed data include some **discretionary petitions**.

Wisconsin—Court of Appeals—Total **mandatory** filed and disposed data include all **discretionary petitions**.

C: The following courts' data are both incomplete and overinclusive:

Arkansas—Supreme Court—Total **mandatory** filed and disposed data include a few **discretionary petitions**, but do not include **mandatory attorney disciplinary cases** and **certified questions** from the federal courts.

Idaho—Supreme Court—Total **mandatory** filed and disposed data include **discretionary original proceedings, interlocutory decisions** and **advisory opinions**, but do not include **mandatory interlocutory decisions**.

TABLE 3: Selected Caseload and Processing Measures for Mandatory Cases in State Appellate Courts, 1997

<u>State/Court name:</u>	<u>Court type</u>	<u>Filed</u>	<u>Disposed</u>	<u>Disposed as a percent of filed</u>	<u>Number of judges</u>	<u>Filed per judge</u>	<u>Filed per 100,000 population</u>
States with one court of last resort and one intermediate appellate court							
ALASKA							
Supreme Court	COLR	286	350	122	5	57	47
Court of Appeals	IAC	327	353	108	3	109	54
State Total		613	703	115	8	77	101
ARIZONA							
Supreme Court	COLR	161	92	57	5	32	4
Court of Appeals	IAC	3,607	3,908	108	22	164	79
State Total		3,768	4,000	106	27	140	83
ARKANSAS							
Supreme Court	COLR	562 C	544 C	97	7	80	22
Court of Appeals	IAC	1,121	1,315	117	12	93	44
State Total		1,683 *	1,859 *	110	19	89	67
CALIFORNIA							
Supreme Court	COLR	38	13	34	7	5	1
Courts of Appeal	IAC	16,881	12,600	75	93	182	52
State Total		16,919	12,613	75	100	169	52
COLORADO							
Supreme Court	COLR	179 A	(B)		7	26	5
Court of Appeals	IAC	2,245	2,274	101	16	140	58
State Total		2,424 *	2,274		23	105	62
CONNECTICUT							
Supreme Court	COLR	67	(B)		7	10	2
Appellate Court	IAC	1,267 B	1,275 B	101	9	141	39
State Total		1,334 *	1,275 *	96	16	83	41
FLORIDA							
Supreme Court	COLR	100	135	135	7	14	1
District Courts of Appeal	IAC	18,932	19,021	100	61	310	129
State Total		19,032	19,156	101	68	280	130
GEORGIA							
Supreme Court	COLR	757	402	53	7	108	10
Court of Appeals	IAC	3,034	3,028	100	10	303	41
State Total		3,791	3,430	90	17	223	51
HAWAII							
Supreme Court	COLR	695	822	118	5	139	59
Intermediate Court of Appeals	IAC	132	411	311	4	33	11
State Total		827	1,233	149	9	92	70
IDAHO							
Supreme Court	COLR	559 C	598 C	107	5	112	46
Court of Appeals	IAC	338	337	100	3	113	28
State Total		897 *	935 *	104	8	112	74
ILLINOIS							
Supreme Court	COLR	1,297	1,230	95	7	185	11
Appellate Court	IAC	9,301 B	9,578 B	103	52	179	78
State Total		10,598 *	10,808 *	102	59	180	89

(continued on next page)

TABLE 3: Selected Caseload and Processing Measures for Mandatory Cases in State Appellate Courts, 1997 (continued)

<u>State/Court name:</u>	<u>Court type</u>	<u>Filed</u>	<u>Disposed</u>	<u>Disposed as a percent of filed</u>	<u>Number of judges</u>	<u>Filed per judge</u>	<u>Filed per 100,000 population</u>
IOWA							
Supreme Court	COLR	1,574 B	1,073 B	68	9	175	55
Court of Appeals	IAC	797	801	101	6	133	28
State Total		2,371 *	1,874 *	79	15	158	83
KANSAS							
Supreme Court	COLR	224	989 B		7	32	9
Court of Appeals	IAC	2,075 B	1,961 B	95	10	208	80
State Total		2,299 *	2,950 *		17	135	89
KENTUCKY							
Supreme Court	COLR	436	457	105	7	62	11
Court of Appeals	IAC	3,242	3,201	99	14	232	83
State Total		3,678	3,658	99	21	175	94
LOUISIANA							
Supreme Court	COLR	153	157	103	8	19	4
Courts of Appeal	IAC	3,964	3,872	98	54	73	91
State Total		4,117	4,029	98	62	66	95
MARYLAND							
Court of Appeals	COLR	254	190	75	7	36	5
Court of Special Appeals	IAC	1,913	1,891	99	13	147	38
State Total		2,167	2,081	96	20	108	43
MASSACHUSETTS							
Supreme Judicial Court	COLR	152	127	84	7	22	2
Appeals Court	IAC	2,235	2,115	95	14	160	37
State Total		2,387	2,242	94	21	114	39
MICHIGAN							
Supreme Court	COLR	3	(B)		7	0	0
Court of Appeals	IAC	5,006	10,233 B		28	179	51
State Total		5,009	10,233 *		35	143	51
MINNESOTA							
Supreme Court	COLR	171	163	95	7	24	4
Court of Appeals	IAC	2,177	2,211	102	16	136	46
State Total		2,348	2,374	101	23	102	50
MISSISSIPPI							
Supreme Court	COLR	1,210 B	894		9	134	44
Court of Appeals	IAC	535	535	100	10	54	20
State Total		1,745 *	1,429		19	92	65
MISSOURI							
Supreme Court	COLR	273	255	93	7	39	5
Court of Appeals	IAC	4,168	4,515	108	32	130	77
State Total		4,441	4,770	107	39	114	82
NEBRASKA							
Supreme Court	COLR	44	305 B		7	6	3
Court of Appeals	IAC	1,322 B	1,111 B	84	7	189	80
State Total		1,366 *	1,416 *		14	98	82
NEW JERSEY							
Supreme Court	COLR	546	493	90	7	78	7
Appellate Div. of Super. Ct.	IAC	7,509	7,842	104	32	235	93
State Total		8,055	8,335	103	39	207	100

(continued on next page)

TABLE 3: Selected Caseload and Processing Measures for Mandatory Cases in State Appellate Courts, 1997 (continued)

<u>State/Court name:</u>	<u>Court type</u>	<u>Filed</u>	<u>Disposed</u>	<u>Disposed as a percent of filed</u>	<u>Number of judges</u>	<u>Filed per judge</u>	<u>Filed per 100,000 population</u>
NEW MEXICO							
Supreme Court	COLR	102	66	65	5	20	6
Court of Appeals	IAC	965	925 B		10	97	56
State Total		1,067	991 *		15	71	62
NORTH CAROLINA							
Supreme Court	COLR	81	129	159	7	12	1
Court of Appeals	IAC	1,565	1,559	100	12	130	21
State Total		1,646	1,688	103	19	87	22
OHIO							
Supreme Court	COLR	891	827	93	7	127	8
Courts of Appeals	IAC	12,488	12,440	100	66	189	112
State Total		13,379	13,267	99	73	183	120
OREGON							
Supreme Court	COLR	326	263 B		7	47	10
Court of Appeals	IAC	4,631	4,474	97	10	463	143
State Total		4,957	4,737 *		17	292	153
PUERTO RICO							
Supreme Court	COLR	209	212	101	7	30	6
Circuit Court of Appeals	IAC	1,425	586	41	33	43	38
State Total		1,634	798	49	40	41	44
SOUTH CAROLINA							
Supreme Court	COLR	355	NA		5	71	9
Court of Appeals	IAC	907	886	98	9	101	24
State Total		1,262			14	90	34
UTAH							
Supreme Court	COLR	616 B	632 B	103	5	123	30
Court of Appeals	IAC	741 B	805 B	109	7	106	36
State Total		1,357 *	1,437 *	106	12	113	66
VIRGINIA							
Supreme Court	COLR	58	70	121	7	8	1
Court of Appeals	IAC	712	886	124	10	71	11
State Total		770	956	124	17	45	11
WASHINGTON							
Supreme Court	COLR	94 B	100 B	106	9	10	2
Court of Appeals	IAC	3,618	4,364	121	20	181	64
State Total		3,712 *	4,464 *	120	29	128	66
WISCONSIN							
Supreme Court	COLR	NJ	NJ		7		
Court of Appeals	IAC	3,763 B	3,679 B	98	16	235	73
State Total		3,763 *	3,679 *	98	23	164	73
States with no intermediate appellate court							
DELAWARE							
Supreme Court	COLR	551	537	97	5	110	75
DISTRICT OF COLUMBIA							
Court of Appeals	COLR	2,076	2,129	103	9	231	392

(continued on next page)

TABLE 3: Selected Caseload and Processing Measures for Mandatory Cases in State Appellate Courts, 1997 (continued)

<u>State/Court name:</u>	<u>Court type</u>	<u>Filed</u>	<u>Disposed</u>	<u>Disposed as a percent of filed</u>	<u>Number of judges</u>	<u>Filed per judge</u>	<u>Filed per 100,000 population</u>
MAINE							
Supreme Judicial Court	COLR	724 B	769 B	106	7	103	58
MONTANA							
Supreme Court	COLR	729 A	673 A	92	7	104	83
NEVADA							
Supreme Court	COLR	1,835	1,471	80	5	367	109
NEW HAMPSHIRE							
Supreme Court	COLR	NJ	NJ		5		
NORTH DAKOTA							
Supreme Court	COLR	387	389	101	5	77	60
RHODE ISLAND							
Supreme Court	COLR	476	488	103	5	95	48
SOUTH DAKOTA							
Supreme Court	COLR	367 B	504 B	137	5	73	50
VERMONT							
Supreme Court	COLR	558	619	111	5	112	95
WEST VIRGINIA							
Supreme Court of Appeals	COLR	NJ	NJ		5		
WYOMING							
Supreme Court	COLR	380	344	91	5	76	79
States with multiple appellate courts at any level							
ALABAMA							
Supreme Court	COLR	811	819	101	9	90	19
Court of Civil Appeals	IAC	1,447	1,572	109	5	289	34
Court of Criminal Appeals	IAC	2,472	2,323	94	5	494	57
State Total		4,730	4,714	100	19	249	110
INDIANA							
Supreme Court	COLR	287	289	101	5	57	5
Court of Appeals	IAC	2,071	1,763	85	15	138	35
Tax Court	IAC	205	152	74	1	205	3
State Total		2,563	2,204	86	21	122	44
NEW YORK							
Court of Appeals	COLR	432	260	60	7	62	2
Appellate Div. of Sup. Ct.	IAC	11,676 B	18,874 B	162	51	229	64
Appellate Terms of Sup. Ct.	IAC	2,136 B	2,367 B	111	15	142	12
State Total		14,244 *	21,501 *	151	73	195	79
OKLAHOMA							
Supreme Court	COLR	1,514	1,494	99	9	168	46
Court of Criminal Appeals	COLR	1,742	1,670	96	5	348	53
Court of Appeals	IAC	581	679	117	12	48	18
State Total		3,837	3,843	100	26	148	116

(continued on next page)

TABLE 3: Selected Caseload and Processing Measures for Mandatory Cases in State Appellate Courts, 1997 (continued)

State/Court name:	Court type	Filed	Disposed	Disposed as a percent of filed	Number of judges	Filed per judge	Filed per 100,000 population
PENNSYLVANIA							
Supreme Court	COLR	429	676	158	7	61	4
Superior Court	IAC	9,001	7,825	87	15	600	75
Commonwealth Court	IAC	5,450 A	6,061 A	111	9	606	45
State Total		14,880 *	14,562 *	98	31	480	124
TENNESSEE							
Supreme Court	COLR	400	397	99	5	80	7
Court of Appeals	IAC	1,117	1,108 B		12	93	21
Court of Criminal Appeals	IAC	1,374	1,164 B		12	115	26
State Total		2,891	2,669 *		29	100	54
TEXAS							
Supreme Court	COLR	5	5	100	9	1	0
Court of Criminal Appeals	COLR	6,287	6,156	98	9	699	32
Courts of Appeals	IAC	10,754	11,249	105	80	134	55
State Total		17,046	17,410	102	98	174	88

COURT TYPE:

COLR = Court of Last Resort
 IAC = Intermediate Appellate Court

NOTE:

- NA = Data are unavailable. Blank spaces indicate that a calculation is inappropriate.
- NJ = This case type is not handled in this court.
- (B) = **Mandatory jurisdiction** cases cannot be separately identified and are reported with **discretionary petitions**. (See Table 4.)

QUALIFYING FOOTNOTES:

The absence of a qualifying footnote indicates that data are complete.

* See the qualifying footnote for each court in the state. Each footnote has an effect on the state total.

A: The following courts' data are incomplete:

- Colorado—Supreme Court—Total **mandatory** filed data do not include some reopened cases, some **disciplinary matters**, and some **interlocutory decisions**.
- Montana—Supreme Court—Total **mandatory** filed and disposed data do not include **administrative agency appeals**, **advisory opinions**, and **original proceedings**.
- Pennsylvania—Commonwealth Court—Total **mandatory** filed and disposed data do not include some **administrative agency** cases and some **original proceedings**.

B: The following courts' data are overinclusive:

- Connecticut—Appellate Court—Total **mandatory** filed and disposed data include all **discretionary petitions**.
- Illinois—Appellate Court—Total **mandatory** filed and disposed data include all **discretionary petitions**.
- Iowa—Supreme Court—Total **mandatory** filed and disposed data include **discretionary petitions**.
- Kansas—Supreme Court—Total **mandatory** disposed data include **discretionary petitions** that were disposed.
- Court of Appeals—Total **mandatory** filed and disposed data include all **discretionary petitions**.
- Maine—Supreme Judicial Court—Total **mandatory** filed and disposed data include **discretionary petitions**.
- Michigan—Court of Appeals—Total **mandatory** disposed data include **discretionary petitions**.
- Mississippi—Supreme Court—Total **mandatory** filed data include all **discretionary petitions**.
- Nebraska—Supreme Court—Total **mandatory** disposed data include all **discretionary petitions**.
- Court of Appeals—Total **mandatory** filed and disposed data include all **discretionary petitions**.
- New Mexico—Court of Appeals—Total **mandatory** disposed data include all **discretionary petitions**.
- New York—Appellate Divisions of Supreme Court—Total **mandatory** filed and disposed data include all **discretionary petitions**.
- Appellate Terms of Supreme Court—Total **mandatory** filed and disposed data include all **discretionary petitions**.
- Oregon—Supreme Court—Total **mandatory** disposed data include all **discretionary petitions** that were **granted**.
- South Dakota—Supreme Court—Total **mandatory** filed and disposed data include **discretionary advisory opinions**.
- Tennessee—Court of Appeals— Total **mandatory** disposed data include **discretionary petitions filed granted, and disposed**.
- Court of Criminal Appeals— Total **mandatory** disposed data include **discretionary petitions filed granted, and disposed**.

(continued on next page)

TABLE 3: Selected Caseload and Processing Measures for Mandatory Cases in State Appellate Courts, 1997 (continued)

Utah—Supreme Court—Total **mandatory** filed and disposed data include all **discretionary petitions**.

—Court of Appeals—Total **mandatory** filed and disposed data include all **discretionary petitions**.

Washington—Supreme Court—Total **mandatory** filed and disposed data include some **discretionary petitions**.

Wisconsin—Court of Appeals—Total **mandatory** filed and disposed data include all **discretionary petitions**.

C: The following courts' data are both incomplete and overinclusive:

Arkansas—Supreme Court—Total **mandatory** filed and disposed data include a few **discretionary petitions**, but do not include **mandatory attorney disciplinary cases** and **certified questions** from the federal courts.

Idaho—Supreme Court—Total **mandatory** filed and disposed data include **discretionary original proceedings**, **interlocutory decisions** and **advisory opinions**, but do not include **mandatory interlocutory decisions**.

TABLE 4: Selected Caseload and Processing Measures for Discretionary Petitions in State Appellate Courts, 1997

<u>State/Court name:</u>	<u>Courttype</u>	<u>Filed</u>	<u>Disposed</u>	<u>Disposed as a percent of filed</u>	<u>Number of judges</u>	<u>Filed per judge</u>	<u>Filed per 100,000 population</u>
States with one court of last resort and one intermediate appellate court							
ALASKA							
Supreme Court	COLR	200	206	103	5	40	33
Court of Appeals	IAC	59	66	112	3	20	10
State Total		259	272	105	8	32	43
ARIZONA							
Supreme Court	COLR	1,820	1,500	82	5	364	40
Court of Appeals	IAC	218	205	94	22	10	5
State Total		2,038	1,705	84	27	75	45
ARKANSAS							
Supreme Court	COLR	877	799	91	7	125	35
Court of Appeals	IAC	1,264	1,436	114	12	105	50
State Total		2,141	2,235	104	19	113	85
CALIFORNIA							
Supreme Court	COLR	7,563	7,406	98	7	1,080	23
Courts of Appeal	IAC	8,879	15,487	174	93	95	28
State Total		16,442	22,893	139	100	164	51
COLORADO							
Supreme Court	COLR	1,332	1,432 B		7	190	34
Court of Appeals	IAC	NJ	NJ		16		
State Total		1,332	1,432 *		23	58	34
CONNECTICUT							
Supreme Court	COLR	453	458 B		7	65	14
Appellate Court	IAC	NA	NA		9		
State Total					16		
FLORIDA							
Supreme Court	COLR	2,394	2,238	93	7	342	16
District Courts of Appeal	IAC	3,579	3,221	90	61	59	24
State Total		5,973	5,459	91	68	88	41
GEORGIA							
Supreme Court	COLR	1,362	1,330	98	7	195	18
Court of Appeals	IAC	479	481	100	10	48	6
State Total		1,841	1,811	98	17	108	25
HAWAII							
Supreme Court	COLR	86	86	100	5	17	7
Intermediate Court of Appeals	IAC	NJ	NJ		4		
State Total		86	86	100	9	10	7
IDAHO							
Supreme Court	COLR	107	105	98	5	21	9
Court of Appeals	IAC	NJ	NJ		3		
State Total		107	105	98	8	13	9
ILLINOIS							
Supreme Court	COLR	2,308	2,247	97	7	330	19
Appellate Court	IAC	NA	NA		52		
State Total					59		
IOWA							
Supreme Court	COLR	NA	0		9		
Court of Appeals	IAC	NJ	NJ		6		
State Total			0		15		

(continued on next page)

TABLE 4: Selected Caseload and Processing Measures for Discretionary Petitions in State Appellate Courts, 1997 (continued)

State/Court name:	Court type	Filed	Disposed	Disposed as a percent of filed	Number of judges	Filed per judge	Filed per 100,000 population
KANSAS							
Supreme Court	COLR	786	NA		7	112	30
Court of Appeals	IAC	NA	NA		10		
State Total					17		
KENTUCKY							
Supreme Court	COLR	751	720	96	7	107	19
Court of Appeals	IAC	105	101	96	14	8	3
State Total		856	821	96	21	41	22
LOUISIANA							
Supreme Court	COLR	3,068	3,400	111	8	384	71
Courts of Appeal	IAC	6,134	6,351	104	54	114	141
State Total		9,202	9,751	106	62	148	211
MARYLAND							
Court of Appeals	COLR	683	784	115	7	98	13
Court of Special Appeals	IAC	436	436	100	13	34	9
State Total		1,119	1,220	109	20	56	22
MASSACHUSETTS							
Supreme Judicial Court	COLR	768	768	100	7	110	13
Appeals Court	IAC	0	0		14		
State Total		768	768	100	21	37	13
MICHIGAN							
Supreme Court	COLR	2,844	2,736 B		7	406	29
Court of Appeals	IAC	3,407	NA		28	122	35
State Total	6,251				35	179	64
MINNESOTA							
Supreme Court	COLR	741	721	97	7	106	16
Court of Appeals	IAC	51	51	100	16	3	1
State Total		792	772	97	23	34	17
MISSISSIPPI							
Supreme Court	COLR	NA	NA		9		
Court of Appeals	IAC	0	0		10		
MISSOURI							
Supreme Court	COLR	645	522	81	7	92	12
Court of Appeals	IAC	NJ	NJ		32		
State Total		645	522	81	39	17	12
NEBRASKA							
Supreme Court	COLR	282	NA		7	40	17
Court of Appeals	IAC	NJ	NA		6		
State Total		282			13	22	17
NEW JERSEY							
Supreme Court	COLR	3,340	3,311	99	7	477	41
Appellate Div. of Super. Ct.	IAC	0	0		32		
State Total		3,340	3,311	99	39	86	41
NEW MEXICO							
Supreme Court	COLR	650	650	100	5	130	38
Court of Appeals	IAC	48	NA		10	5	3
State Total		698			15	47	40

(continued on next page)

TABLE 4: Selected Caseload and Processing Measures for Discretionary Petitions in State Appellate Courts, 1997 (continued)

<u>State/Court name:</u>	<u>Court type</u>	<u>Filed</u>	<u>Disposed</u>	<u>Disposed as a percent of filed</u>	<u>Number of judges</u>	<u>Filed per judge</u>	<u>Filed per 100,000 population</u>
NORTH CAROLINA							
Supreme Court	COLR	544	556	102	7	78	7
Court of Appeals	IAC	523	459	88	12	44	7
State Total		1,067	1,015	95	19	56	14
OHIO							
Supreme Court	COLR	1,839	1,759	96	7	263	16
Courts of Appeals	IAC	NJ	NJ		66		
State Total		1,839	1,759	96	73	25	16
OREGON							
Supreme Court	COLR	918	684	75	7	131	28
Court of Appeals	IAC	NJ	NJ		10		
State Total		918	684	75	17	54	28
PUERTO RICO							
Supreme Court	COLR	1,038	1,220	118	7	148	42
Circuit Court of Appeals	IAC	1,076	670	62	10	108	43
State Total		2,114	1,890	89	17	124	85
SOUTH CAROLINA							
Supreme Court	COLR	646	1,239	192	5	129	17
Court of Appeals	IAC	NJ	NJ		9		
State Total		646	1,239	192	14	46	17
UTAH							
Supreme Court	COLR	NA	NA		5		
Court of Appeals	IAC	NA	NA		7		
State Total					12		
VIRGINIA							
Supreme Court	COLR	2,671	2,619	98	7	382	40
Court of Appeals	IAC	2,337	2,306	99	10	234	35
State Total		5,008	4,925	98	17	295	74
WASHINGTON							
Supreme Court	COLR	1,268 A	1,180 A	93	9	141	23
Court of Appeals	IAC	430	499	116	20	22	8
State Total		1,698 *	1,679 *	99	29	59	30
WISCONSIN							
Supreme Court	COLR	1,124	1,142	102	7	161	22
Court of Appeals	IAC	NA	NA		16		
State Total					23		
States with no intermediate appellate court							
DELAWARE							
Supreme Court	COLR	0	0		5		
DISTRICT OF COLUMBIA							
Court of Appeals	COLR	23	26	113	9	3	4
MAINE							
Supreme Judicial Court	COLR	NA	NA		7		
MONTANA							
Supreme Court	COLR	NA	NA		7		
NEVADA							
Supreme Court	COLR	NJ	NJ		5		

(continued on next page)

TABLE 4: Selected Caseload and Processing Measures for Discretionary Petitions in State Appellate Courts, 1997 (continued)

<u>State/Court name:</u>	<u>Court type</u>	<u>Filed</u>	<u>Disposed</u>	<u>Disposed as a percent of filed</u>	<u>Number of judges</u>	<u>Filed per judge</u>	<u>Filed per 100,000 population</u>
NEW HAMPSHIRE							
Supreme Court	COLR	915	907	99	5	183	78
NORTH DAKOTA							
Supreme Court	COLR	15	17	113	5	3	2
RHODE ISLAND							
Supreme Court	COLR	210	219	104	5	42	21
SOUTH DAKOTA							
Supreme Court	COLR	56 A	NA		5	11	8
VERMONT							
Supreme Court	COLR	24	23	96	5	5	4
WEST VIRGINIA							
Supreme Court of Appeals	COLR	3,114	3,085	99	5	623	171
WYOMING							
Supreme Court	COLR	NJ	NJ		5		
States with multiple appellate courts at any level							
ALABAMA							
Supreme Court	COLR	956	915	96	9	106	22
Court of Civil Appeals	IAC	NJ	NJ		5		
Court of Criminal Appeals	IAC	NJ	NJ		5		
State Total		956	915	96	19	50	22
INDIANA							
Supreme Court	COLR	711	752	106	5	142	12
Court of Appeals	IAC	NA	NA		15		
Tax Court	IAC	NJ	NJ		1		
State Total					21		
NEW YORK							
Court of Appeals	COLR	4,647	4,572	98	7	664	26
Appellate Div. of Sup. Ct.	IAC	NA	NA		51		
Appellate Terms of Sup. Ct.	IAC	NA	NA		15		
State Total					73		
OKLAHOMA							
Supreme Court	COLR	436	431	99	9	48	13
Court of Criminal Appeals	COLR	NJ	NJ		5		
Court of Appeals	IAC	NJ	NJ		12		
State Total		436	431	99	26	17	13
PENNSYLVANIA							
Supreme Court	COLR	2,890	2,943	102	7	413	24
Superior Court	IAC	NJ	NJ		15		
Commonwealth Court	IAC	NA	NA		9		
State Total					31		
TENNESSEE							
Supreme Court	COLR	954	639	67	5	191	18
Court of Appeals	IAC	233	424	182	12	19	4
Court of Criminal Appeals	IAC	136	104	76	12	11	3
State Total		1,323	1,167	88	29	46	25

(continued on next page)

TABLE 4: Selected Caseload and Processing Measures for Discretionary Petitions in State Appellate Courts, 1997 (continued)

<u>State/Court name:</u>	<u>Court type</u>	<u>Filed</u>	<u>Disposed</u>	<u>Disposed as a percent of filed</u>	<u>Number of judges</u>	<u>Filed per judge</u>	<u>Filed per 100,000 population</u>
TEXAS							
Supreme Court	COLR	1,373	1,308	95	9	153	7
Court of Criminal Appeals	COLR	1,677	1,644	98	9	186	9
Courts of Appeals	IAC	NJ	NJ		80		
State Total		3,050	2,952	97	98	31	16

COURT TYPE:

COLR = Court of Last Resort
 IAC = Intermediate Appellate Court

NOTE:

NA = Data are unavailable. Blank spaces indicate that a calculation is inappropriate.

NJ = This case type is not handled in this court.

(B) = **Discretionary petitions** cannot be separately identified and are reported with **mandatory** cases. (See Table 3).

QUALIFYING FOOTNOTES:

The absence of a qualifying footnote indicates that data are complete.

* See the qualifying footnote for each court in the state. Each footnote has an effect on the state's total.

A: The following courts' data are incomplete:

South Dakota—Supreme Court—Total **discretionary petitions** filed data do not include **discretionary advisory opinions**, which are reported with **mandatory jurisdiction** cases.

Washington—Supreme Court—Total **discretionary petitions** filed and disposed data do not include some **discretionary petitions** that are reported with **mandatory jurisdiction** cases.

B: The following courts' data are overinclusive:

Colorado—Supreme Court—Total **discretionary petitions** disposed data include all **mandatory disposed** cases.

Connecticut—Supreme Court—Total **discretionary** disposed data include all **mandatory** disposed cases.

Michigan—Supreme Court—Total **discretionary petitions** disposed data include all **mandatory disposed** cases.

TABLE 5: Selected Caseload and Processing Measures for Discretionary Petitions Granted in State Appellate Courts, 1997

State/Court name:	Court type	Discretionary petitions:			Granted as a percent of filed	Disposed as a percent of granted	Number of judges	Filed granted per judge
		Filed	Filed granted	Granted disposed				
States with one court of last resort and one intermediate appellate court								
ALASKA								
Supreme Court	COLR	200	0	22			5	
Court of Appeals	IAC	59	0	NA			3	
State Total		259	0		0			
ARIZONA								
Supreme Court	COLR	1,820	NA	NA			5	
Court of Appeals	IAC	218	NA	NA			22	
State Total		2,038						
ARKANSAS								
Supreme Court	COLR	877	62	62	7	100	7	9
Court of Appeals	IAC	1,264	5	5	0	100	12	0
State Total		2,141	67	67	3	100	19	4
CALIFORNIA								
Supreme Court	COLR	7,563	111 A	76			7	16
Courts of Appeal	IAC	8,879	NA	NA			93	
State Total		16,442						
COLORADO								
Supreme Court	COLR	1,332	NA	NA			7	
Court of Appeals	IAC	NJ	NJ	NJ			16	
State Total		1,332						
CONNECTICUT								
Supreme Court	COLR	453	82	NA	18		7	12
Appellate Court	IAC	NA	NA	NA			9	
State Total								
FLORIDA								
Supreme Court	COLR	2,394	NA	NA			7	
District Courts of Appeal	IAC	3,579	NA	NA			61	
State Total		5,973						
GEORGIA								
Supreme Court	COLR	1,362	107	NA	8		7	15
Court of Appeals	IAC	479	91	91	19	100	10	9
State Total		1,841	198		11			
HAWAII								
Supreme Court	COLR	86	21	NA	24		5	4
Intermediate Court of Appeals	IAC	NJ	NJ	NJ			4	
State Total		86	21		24			
IDAHO								
Supreme Court	COLR	107	101	94	94	93	5	20
Court of Appeals	IAC	NJ	NJ	NJ			3	
State Total		107	101	94	94	93		
ILLINOIS								
Supreme Court	COLR	2,308	106	0	5		7	15
Appellate Court	IAC	NA	NA	NA			52	
State Total								

(continued on next page)

TABLE 5: Selected Caseload and Processing Measures for Discretionary Petitions Granted in State Appellate Courts, 1997 (continued)

State/Court name:	Court type	Discretionary petitions:			Granted as a percent of filed	Disposed as a percent of granted	Number of judges	Filed granted per judge
		Filed	Filed granted	Granted disposed				
IOWA								
Supreme Court	COLR	NA	2	NA			9	0
Court of Appeals	IAC	NJ	NJ	NJ			6	
State Total			2					
KANSAS								
Supreme Court	COLR	786	26	NA	3		7	4
Court of Appeals	IAC	NA	NA	NA			10	
State Total								
KENTUCKY								
Supreme Court	COLR	751	NA	NA			7	
Court of Appeals	IAC	105	NA	NA			14	
State Total		856						
LOUISIANA								
Supreme Court	COLR	3,068	351	415	11	118	8	44
Courts of Appeal	IAC	6,134	1,852	1,819	30	98	54	34
State Total		9,202	2,203	2,234	24	101	62	36
MARYLAND								
Court of Appeals	COLR	683	101	NA	15		7	14
Court of Special Appeals	IAC	436	21	NA	5		13	2
State Total		1,119	122		11			
MASSACHUSETTS								
Supreme Judicial Court	COLR	768	116	171	15	147	7	17
Appeals Court	IAC	0	NA	NA			14	
State Total		768						
MICHIGAN								
Supreme Court	COLR	2,844	106	NA	4		7	15
Court of Appeals	IAC	3,407	NA	NA			28	
State Total		6,251						
MINNESOTA								
Supreme Court	COLR	741	127	103	17	81	7	18
Court of Appeals	IAC	51	NA	NA			16	
State Total		792						
MISSISSIPPI								
Supreme Court	COLR	NA	NA	NA			9	
Court of Appeals	IAC	1	1	NA			10	0
State Total								
MISSOURI								
Supreme Court	COLR	645	19	43	3	226	7	3
Court of Appeals	IAC	NJ	NJ	NJ			32	
State Total		645	19	43	3	226		
NEBRASKA								
Supreme Court	COLR	282	54	NA	19		7	8
Court of Appeals	IAC	NJ	NJ	NJ			7	
State Total		282	54		19			
NEW JERSEY								
Supreme Court	COLR	3,340	149	NA	4		7	21
Appellate Div. of Super. Ct.	IAC	0	NA	NA			32	
State Total		3,340						

(continued on next page)

TABLE 5: Selected Caseload and Processing Measures for Discretionary Petitions Granted in State Appellate Courts, 1997 (continued)

State/Court name:	Court type	Discretionary petitions:			Granted as a percent of filed	Disposed as a percent of granted	Number of judges	Filed granted per judge
		Filed	Filed granted	Granted disposed				
NEW MEXICO								
Supreme Court	COLR	650	NA	NA			5	
Court of Appeals	IAC	48	NA	NA			10	
State Total		698						
NORTH CAROLINA								
Supreme Court	COLR	544	88	59	16	67	7	13
Court of Appeals	IAC	523	67	NA	13		12	6
State Total		1,067	155		15			
OHIO								
Supreme Court	COLR	1,839	103	NA	6		7	15
Courts of Appeals	IAC	NJ	NJ	NJ			66	
State Total		1,839	103		6			
OREGON								
Supreme Court	COLR	918	0	NA			7	
Court of Appeals	IAC	NJ	NJ	NJ			10	
State Total		918	0		0			
PUERTO RICO								
Supreme Court	COLR	1,038	NA	NA	7			
Court of Appeals	IAC	1,076	NA	NA	33			
State Total		2,114						
SOUTH CAROLINA								
Supreme Court	COLR	646	93	NA	14		5	19
Court of Appeals	IAC	NJ	NJ	NJ			9	
State Total		646	93		14			
UTAH								
Supreme Court	COLR	NA	NA	NA			5	
Court of Appeals	IAC	NA	NA	NA			7	
State Total								
VIRGINIA								
Supreme Court	COLR	2,671	249	0	9		7	36
Court of Appeals	IAC	2,337	354	NA	15		10	35
State Total		5,008	603		12			
WASHINGTON								
Supreme Court	COLR	1,268 A	NA	NA			9	
Court of Appeals	IAC	430	NA	NA			20	
State Total		1,698 *						
WISCONSIN								
Supreme Court	COLR	1,124	0	98			7	
Court of Appeals	IAC	NA	NA	NA			16	
State Total								
States with no intermediate appellate court								
DELAWARE								
Supreme Court	COLR	0	NA	NA			5	
DISTRICT OF COLUMBIA								
Court of Appeals	COLR	23	NA	NA			9	

(continued on next page)

TABLE 5: Selected Caseload and Processing Measures for Discretionary Petitions Granted in State Appellate Courts, 1997 (continued)

State/Court name:	Court type	Discretionary petitions:			Granted as a percent of filed	Disposed as a percent of granted	Number of judges	Filed granted per judge
		Filed	Filed granted	Granted disposed				
MAINE								
Supreme Judicial Court	COLR	NA	NA	NA			7	
MONTANA								
Supreme Court	COLR	NA	20	NA			7	3
NEVADA								
Supreme Court	COLR	NJ	NJ	NJ			5	
NEW HAMPSHIRE								
Supreme Court	COLR	915	NA	NA			5	
NORTH DAKOTA								
Supreme Court	COLR	15	NA	NA			5	
RHODE ISLAND								
Supreme Court	COLR	210	5	NA	2		5	1
SOUTH DAKOTA								
Supreme Court	COLR	56 A	0	NA			5	
VERMONT								
Supreme Court	COLR	24	NA	NA			5	
WEST VIRGINIA								
Supreme Court of Appeals	COLR	3,114	1,003	0	32		5	201
WYOMING								
Supreme Court	COLR	NJ	NJ	NJ			5	
States with multiple appellate courts at any level								
ALABAMA								
Supreme Court	COLR	956	NA	NA			9	
Court of Civil Appeals	IAC	NJ	NJ	NJ			5	
Court of Criminal Appeals	IAC	NJ	NJ	NJ			5	
State Total		956						
INDIANA								
Supreme Court	COLR	711	NA A	0			5	
Court of Appeals	IAC	NA	81	57		70	15	5
Tax Court	IAC	NJ	NJ	NJ			1	
State Total				57				
NEW YORK								
Court of Appeals	COLR	4,647	NA	206			7	
Appellate Div. of Sup. Ct.	IAC	NA	NA	NA			51	
Appellate Terms of Sup. Ct.	IAC	NA	NA	NA			15	
State Total								
OKLAHOMA								
Supreme Court	COLR	436	NA	NA			9	
Court of Criminal Appeals	COLR	NJ	NJ	NJ			5	
Court of Civil Appeals	IAC	NJ	NJ	NJ			12	
State Total		436						
PENNSYLVANIA								
Supreme Court	COLR	2,890	NA	NA			7	
Superior Court	IAC	NJ	NJ	NJ			15	
Commonwealth Court	IAC	110	NA	NA			9	
State Total		2,890						

(continued on next page)

TABLE 5: Selected Caseload and Processing Measures for Discretionary Petitions Granted in State Appellate Courts, 1997 (continued)

State/Court name:	Court type	Discretionary petitions:			Granted as a percent of filed	Disposed as a percent of granted	Number of judges	Filed granted per judge
		Filed	Filed granted	Granted disposed				
TENNESSEE								
Supreme Court	COLR	954	93	93	10	100	5	19
Court of Appeals	IAC	233	25	NA	11		12	2
Court of Criminal Appeals	IAC	136	25	NA	18		12	2
State Total		1,323	143		11			
TEXAS								
Supreme Court	COLR	1,373	138	120	10	87	9	15
Court of Criminal Appeals	COLR	1,677	111	127	7	114	9	12
Courts of Appeals	IAC	NJ	NJ	NJ			80	
State Total		3,050	249	247	8	99		

COURT TYPE:

COLR = Court of Last Resort
 IAC = Intermediate Appellate Court

NOTE:

NA = Data are unavailable. Blank spaces indicate that a calculation is inappropriate.
 NJ = This case type is not handled in this court.

QUALIFYING FOOTNOTES:

The absence of a qualifying footnote indicates that data are complete.

* See the qualifying footnote for each court in the state. Each footnote has an effect on the state's total.

A: The following courts' data are incomplete:

California—Supreme Court—**Total discretionary petitions granted** filed data do not include **original proceedings** and **administrative agency** cases.

Washington—Supreme Court—**Total discretionary petitions granted** filed data do not include some cases reported with mandatory jurisdiction cases.

TABLE 6: Opinions Reported by State Appellate Courts, 1997

State/Court name:	Opinion count is by:		Composition of opinion count:			Total dispositions by signed opinion	Number of authorized justices/judges	Number of lawyer support personnel
	Case	Written document	Signed opinions	Per curiam opinions	Memos/orders			
States with one court of last resort and one intermediate appellate court								
ALASKA								
Supreme Court	X	O	X	O	O	478	5	11
Court of Appeals	X	O	X	O	O	70	3	8
ARIZONA								
Supreme Court	X	O	X	X	O	NA	5	15
Court of Appeals	X	O	X	X	some	245	22	54
ARKANSAS								
Supreme Court	X	O	X	X	X	419	7	15
Court of Appeals	X	O	X	X	O	844	12	16
CALIFORNIA								
Supreme Court	X	O	X	X	some	82	7	50
Courts of Appeal	X	O	X	X	some	13,928	93	206
COLORADO								
Supreme Court	X	O	X	X	O	214	7	14
Court of Appeals	X	O	X	O	some	332	16	32
CONNECTICUT								
Supreme Court	X	O	X	X	some	165	7	12
Appellate Court	X	O	X	X	some	618	9	14
FLORIDA								
Supreme Court	X	O	X	X	O	347 B	7	21
District Courts of Appeal	X	O	X	X	O	4,883 B	61	146
GEORGIA								
Supreme Court	X	O	X	X	O	364	7	17
Court of Appeals	X	O	X	O	O	1,892	10	40
HAWAII								
Supreme Court	X	O	X	X	some	58	5	16
Intermediate Court of Appeals	X	O	X	X	X	85	4	9
IDAHO								
Supreme Court	O	X	X	X	X	182	5	11
Court of Appeals	O	X	X	X	O	123	3	6
ILLINOIS								
Supreme Court	X	O	X	X	O	118	7	24
Appellate Court	X	O	X	X	some	1,006	52	88
IOWA								
Supreme Court	O	X	X	O	O	373	9	16
Court of Appeals	X	O	X	O	O	NA	6	6
KANSAS								
Supreme Court	X	O	X	X	some	169	7	7
Court of Appeals	X	O	X	X	some	185	10	21
KENTUCKY								
Supreme Court	X	O	X	X	some	119	7	13
Court of Appeals	X	O	X	X	some	168	14	34

(continued on next page)

TABLE 6: Opinions Reported by State Appellate Courts, 1997 (continued)

State/Court name:	Opinion count is by:		Composition of opinion count:			Total dispositions by signed opinion	Number of authorized justices/judges	Number of lawyer support personnel
	Case	Written document	Signed opinions	Per curiam opinions	Memos/orders			
LOUISIANA								
Supreme Court	O	X	X	X	some	86	8	38
Courts of Appeal	O	X	X	X	X	3,494	54	158
MARYLAND								
Court of Appeals	X	O	X	O	O	118	7	14
Court of Special Appeals	X	O	X	O	O	225	13	29
MASSACHUSETTS								
Supreme Judicial Court	O	X	X	O	O	267	7	20
Appeals Court	O	X	X	X	X	306	14	31
MICHIGAN								
Supreme Court	X	O	X	X	O	88	7	19
Court of Appeals	X	O	X	X	some	482	28	84
MINNESOTA								
Supreme Court	X	O	X	O	O	165	7	10
Court of Appeals	X	O	X	O	O	1,512	16	36
MISSISSIPPI								
Supreme Court	X	O	X	O	X	231	9	38
Court of Appeals	X	O	X	O	X	6	10	0
MISSOURI								
Supreme Court	X	O	X	X	some	51	7	15
Court of Appeals	X	O	X	X	some	2,268	32	54
NEBRASKA								
Supreme Court	X	O	X	X	X	263	7	15
Court of Appeals	X	O	X	X	X	437	6	13
NEW JERSEY								
Supreme Court	O	X	X	O	O	121	7	25
Appellate Div. of Superior Ct.	X	O	X	X	X	463	32	60
NEW MEXICO								
Supreme Court	X	O	X	O	some	60	5	10
Court of Appeals	O	X	X	O	O	NA	10	20
NORTH CAROLINA								
Supreme Court	X	O	X	O	some	179	7	15
Court of Appeals	X	O	X	O	X	1,400	12	28
OHIO								
Supreme Court	X	O	X	O	X	409	7	20
Courts of Appeals	X	O	X	O	X	7,742 B	66	Varies
OREGON								
Supreme Court	X	O	X	X	O	72	7	10
Court of Appeals	X	O	X	O	O	464	10	18
PUERTO RICO								
Supreme Court	X	O	X	X	X	118	7	NA
Circuit Court of Appeals	X	O	X	O	X	NA	33	NA

(continued on next page)

TABLE 6: Opinions Reported by State Appellate Courts, 1997 (continued)

State/Court name:	Opinion count is by:		Composition of opinion count:			Total dispositions by signed opinion	Number of authorized justices/judges	Number of lawyer support personnel
	Case	Written document	Signed opinions	Per curiam opinions	Memos/orders			
SOUTH CAROLINA								
Supreme Court	X	O	X	X	O	195	5	19
Court of Appeals	X	O	X	X	O	165	9	27
UTAH								
Supreme Court	X	O	X	X	O	96	5	12
Court of Appeals	X	O	X	X	O	123	7	5
VIRGINIA								
Supreme Court	X	O	X	X	O	131	7	23
Court of Appeals	X	O	X	X	O	184	10	15
WASHINGTON								
Supreme Court	X	O	X	X	some	137	9	23
Court of Appeals	X	O	X	X	some	2,395	20	32
WISCONSIN								
Supreme Court	X	O	X	X	O	118	7	10
Court of Appeals	X	O	X	O	O	937	16	25
States with no intermediate appellate court								
DELAWARE								
Supreme Court	X	O	X	O	O	93	5	5
DISTRICT OF COLUMBIA								
Court of Appeals	X	O	X	X	O	323	9	27
MAINE								
Supreme Judicial Court	O	X	X	O	O	222	7	11
MONTANA								
Supreme Court	X	O	X	O	O	384	7	14
NEVADA								
Supreme Court	O	X	X	X	O	161	5	35
NEW HAMPSHIRE								
Supreme Court	X	O	X	X	O	135	5	15
NORTH DAKOTA								
Supreme Court	X	O	X	X	O	261	5	11
RHODE ISLAND								
Supreme Court	X	O	X	O	O	216	5	17
SOUTH DAKOTA								
Supreme Court	X	O	X	X	O	174	5	8
VERMONT								
Supreme Court	X	O	X	O	O	112	5	8
WEST VIRGINIA								
Supreme Court of Appeals	X	O	X	X	some	188	5	28
WYOMING								
Supreme Court	X	O	X	X	some	178	5	12

(continued on next page)

TABLE 6: Opinions Reported by State Appellate Courts, 1997 (continued)

State/Court name:	Opinion count is by:		Composition of opinion count:			Total dispositions by signed opinion	Number of authorized justices/judges	Number of lawyer support personnel
	Case	Written document	Signed opinions	Per curiam opinions	Memos/orders			
States with multiple appellate courts at any level								
ALABAMA								
Supreme Court	X	O	X	X	some	264	9	18
Court of Civil Appeals	X	O	X	X	X	497	5	6
Court of Criminal Appeals	X	O	X	O	some	305	5	15
INDIANA								
Supreme Court	X	O	X	X	O	204	5	13
Court of Appeals	X	X	X	X	X	1,741	15	10
Tax Court	X	X	X	X	X	21	1	3
NEW YORK								
Court of Appeals	O	X	X	O	O	132	7	28
Appellate Div. - Supreme Ct.	O	X	X	X	some	NA	51	25
Appellate Terms - Supreme Ct.	O	X	X	X	some	NA	15	171
OKLAHOMA								
Supreme Court	X	O	X	X	O	NA	9	16
Court of Criminal Appeals	X	O	X	X	O	NA	5	12
Court of Civil Appeals	X	O	X	X	X	1,143	12	12
PENNSYLVANIA								
Supreme Court	X	O	X	O	O	207	7	NA
Superior Court	X	O	X	X	X	429	15	NA
Commonwealth Court	O	X	X	X	X	1,861	9	58
TENNESSEE								
Supreme Court	X	O	X	X	some	334	5	12
Court of Criminal Appeals	X	O	X	X	some	804	12	9
Court of Appeals	X	O	X	X	some	1,034	12	12
TEXAS								
Supreme Court	O	X	X	O	O	118	9	44
Court of Criminal Appeals	X	O	X	O	O	565	9	30
Courts of Appeals	X	O	X	O	O	9,437	80	217

CODES:

- X - Court follows this method when counting opinions.
- O - Court does not follow this method when counting opinions.
- NA - Data are not available.

Note: Disposition data are from the Manner of Disposition Survey sent to each appellate court.

Qualifying Footnotes:

B: The following courts' data are overinclusive:

Florida—Supreme Court—**Signed Opinions** include **per curiams**.
 —District Courts of Appeal—**Signed Opinions** include **per curiams**.

Ohio—Courts of Appeals—**Signed opinions** include **decisions**.

(continued on next page)

TABLE 7: Reported National Civil and Criminal Caseloads for State Trial Courts, 1997

<u>Reported Caseload</u>	<u>Filed</u>	<u>Disposed</u>
Civil cases:		
I. General jurisdiction courts:		
A. Number of reported complete civil cases	5,147,761	3,906,866
Number of courts reporting complete civil data	40	35
B. Number of reported complete civil cases that include other case types	2,452,000	2,415,766
Number of courts reporting complete civil data that include other case types	15	15
C. Number of reported civil cases that are incomplete	1,966,938	2,056,226
Number of courts reporting civil cases that are incomplete	7	9
D. Number of reported civil cases that are incomplete and include noncivil case types	230,625	158,070
Number of courts reporting civil cases that are incomplete and include noncivil case types	2	2
II. Limited jurisdiction courts:		
A. Number of reported complete civil cases	5,379,613	3,332,864
Number of courts reporting complete civil data	56	42
B. Number of reported complete civil cases that include other case types	295,671	113,519
Number of courts reporting complete civil data that include other case types	3	2
C. Number of reported civil cases that are incomplete	5,048,078	5,094,742
Number of courts reporting civil cases that are incomplete	21	27
D. Number of reported civil cases that are incomplete and include noncivil case types	25,417	104,167
Number of courts reporting civil cases that are incomplete and include noncivil case types	1	1
Criminal cases:		
I. General jurisdiction courts:		
A. Number of reported complete criminal cases	2,184,531	1,921,710
Number of courts reporting complete criminal data	30	29
B. Number of reported complete criminal cases that include other case types	937,254	760,407
Number of courts reporting complete criminal data that include other case types	10	8
C. Number of reported criminal cases that are incomplete	747,222	881,944
Number of courts reporting criminal cases that are incomplete	9	10
D. Number of reported criminal cases that are incomplete and include noncriminal case types	138,233	144,785
Number of courts reporting criminal cases that are incomplete and include noncriminal case types	2	3
II. Limited jurisdiction courts:		
A. Number of reported complete criminal cases	3,957,257	2,503,476
Number of courts reporting complete criminal data	26	19
B. Number of reported complete criminal cases that include other case types	1,820,604	1,823,350
Number of courts reporting complete criminal data that include other case types	16	15
C. Number of reported criminal cases that are incomplete	2,709,826	3,090,512
Number of courts reporting criminal cases that are incomplete	15	14
D. Number of reported criminal cases that are incomplete and include noncriminal case types	1,893,085	1,764,573
Number of courts reporting criminal cases that are incomplete and include noncriminal case types	7	7

(continued on next page)

TABLE 7: Reported National Civil and Criminal Caseloads for State Trial Courts, 1997 (continued)

Summary section for all trial courts:

	Reported Filings					
	General Jurisdiction		Limited Jurisdiction		Total (incomplete)	
	Civil	Criminal	Civil	Criminal	Civil	Criminal
1. Total number of reported complete cases	5,147,761	2,184,531	5,379,613	3,957,257	10,527,374	6,141,788
2. Total number of reported complete cases that include other case types	2,452,000	937,254	295,671	1,820,604	2,747,671	2,757,858
3. Total number of reported cases that are incomplete	1,966,938	747,222	5,048,078	2,709,826	7,015,016	3,457,048
4. Total number of reported cases that are incomplete and include other case types	230,625	138,233	25,417	1,893,085	256,042	2,031,318
Total (incomplete)	9,797,324	4,007,240	10,748,779	10,380,772	20,546,103	14,388,012

	Reported Dispositions					
	General Jurisdiction		Limited Jurisdiction		Total (incomplete)	
	Civil	Criminal	Civil	Criminal	Civil	Criminal
1. Total number of reported complete cases	3,906,866	1,921,710	3,332,864	2,503,476	7,239,730	4,425,186
2. Total number of reported complete cases that include other case types	2,415,766	760,407	113,519	1,823,350	2,529,285	2,583,757
3. Total number of reported cases that are incomplete	2,056,226	881,944	5,094,742	3,090,512	7,150,968	3,972,456
4. Total number of reported cases that are incomplete and include other case types	158,070	144,785	104,167	1,764,573	262,237	1,909,358
Total (incomplete)	8,536,928	3,708,846	8,645,292	9,181,911	17,182,220	12,890,757

TABLE 8: Reported Grand Total State Trial Court Caseload, 1997

State/Court name:	Jurisdiction	Parking	Criminal unit of count	Support/ custody	Grand total filings and qualifying footnotes	Grand total dispositions and qualifying footnotes	Dispositions as a percentage of filings	Filings per 100,000 total population
ALABAMA								
Circuit	G	2	G	6	184,116 B	178,001 B	97	4,263
District	L	1	B	1	653,161 B	628,460 B	96	15,122
Municipal	L	1	M	1	1,015,532 A	680,911 A	67	23,512
Probate	L	2	I	1	NA	NA		
State Total								
ALASKA								
Superior	G	1	B	6	21,173 C	19,155 C	90	3,475
District	L	3	B	5	111,021	107,740	97	18,221
State Total					132,194 *	126,895 *	96	21,696
ARIZONA†								
Superior	G	2	D	6	165,929	158,053	95	3,643
Tax	G	2	I	1	2,567	3,145	123	56
Justice of the Peace	L	1	Z	1	766,887	733,625	96	16,836
Municipal	L	1	Z	1	1,265,985	1,220,980	96	27,794
State Total					2,201,368	2,115,803	96	48,329
ARKANSAS								
Chancery and Probate	G	2	I	3	114,873	115,395	100	4,553
Circuit	G	1	A	1	73,545	68,295	93	2,915
City	L	1	A	1	49,623	33,259	67	1,967
County	L	2	I	1	NA	NA		
Court of Common Pleas	L	2	I	1	NA	NA		
Justice of the Peace	L	2	A	1	NA	NA		
Municipal	L	1	A	1	968,638	713,192	74	38,395
Police	L	1	A	1	5,920	2,031	34	235
State Total								
CALIFORNIA								
Superior	G	2	B	6	1,141,090 A	916,573 A	80	3,536
Municipal	L	6	B	1	7,637,105 A	7,479,462 A	98	23,668
State Total					8,778,195 *	8,396,035 *	96	27,204
COLORADO								
District, Denver Juvenile, Denver Probate	G	2	D	3	151,932	190,410	125	3,903
Water	G	2	I	1	2,375	1,507	63	61
County	L	2	D	1	755,345 C	690,490 C	91	19,404
Municipal	L	1	I	1	NA	NA		
State Total								
CONNECTICUT								
Superior	G	6	E	5**	575,332 C	501,521 C		17,595
Probate	L	2	I	1	69,732	NA		2,133
State Total					645,064 *			19,728
DELAWARE								
Court of Chancery	G	2	I	1	3,876	3,424	88	530
Superior	G	2	B	1	16,103 B	15,456 B	96	2,201
Alderman's	L	4	A	1	25,684	25,709	100	3,511
Court of Common Pleas	L	2	A	1	56,067	55,258	99	7,664
Family	L	2	B	3**	57,907	58,108	100	7,915
Justice of the Peace	L	2	A	1	195,437	192,079	98	26,714
Municipal Court of Wilmington	L	5	A	1	25,839 B	25,272 B	98	3,532
State Total					380,913 *	375,306 *	99	52,067

(continued on next page)

TABLE 8: Reported Grand Total State Trial Court Caseload, 1997 (continued)

State/Court name:	Jurisdiction	Parking	Criminal unit of count	Support/custody	Grand total filings and qualifying footnotes	Grand total dispositions and qualifying footnotes	Dispositions as a percentage of filings	Filings per 100,000 total population
DISTRICT OF COLUMBIA								
Superior	G	6	B	6**	186,051	185,859	100	35,173
FLORIDA								
Circuit	G	2	E	4	1,121,680	724,495 A		7,654
County	L	5	A	1	4,141,562	3,286,538 A		28,262
State Total					5,263,242	4,011,033 *		35,917
GEORGIA								
Superior†	G	2	G	3	298,473	279,477	94	3,987
Civil	L	2	M	1	NA	NA		
County Recorder's	L	1	M	1	NA	NA		
Juvenile†	L	2	I	1	124,246 A	115,643 A	93	1,660
Magistrate	L	2	B	1	449,853 A	324,485 A	72	6,009
Municipal	L	2	M	1	NA	NA		
Municipal and City of Atlanta	L	1	M	1	NA	NA		
Probate	L	2	B	1	181,115 A	140,632 A		2,419
State†	L	2	G	1	584,843 A	438,902 A	75	7,812
State Total								
HAWAII								
Circuit	G	2	G	6	62,660 B	64,110 B	102	5,281
District	L	4	A	1	563,581	491,326	87	47,495
State Total					626,241 *	555,436 *	89	52,776
IDAHO								
District	G	3	J	6**	16,649 A	15,333 A	92	1,376
Magistrates Division	L	3	J	6**	448,819 A	432,711 A	96	37,085
State Total					465,468 *	448,044 *	96	38,461
ILLINOIS								
Circuit	G	2	G	6**	4,392,020	3,983,546	91	36,921
INDIANA								
Probate	G	2	I	1	2,920	3,822	131	50
Superior and Circuit	G	3	B	5	1,003,820 A	1,008,903 A	101	17,118
City and Town	L	3	B	1	276,263	255,060	92	4,711
County	L	4	B	1	134,771	144,552	107	2,298
Small Claims Court of Marion Co.	L	2	I	1	79,162	76,902	97	1,350
State Total					1,496,936 *	1,489,239 *	99	25,527
IOWA								
District	G	3	B	6	1,059,444 B	1,044,516 B	99	37,142
KANSAS								
District	G	4	B	6**	464,430	450,504	97	17,898
Municipal	L	1	B	1	509,660 A	448,004 A	88	19,641
State Total					974,090 *	898,508 *	92	37,540
KENTUCKY								
Circuit	G	2	B	6	92,846	82,858	89	2,376
District	L	3	B	1	786,411 B	656,671 B	84	20,122
State Total					879,257 *	739,529 *	84	22,498
LOUISIANA								
District	G	1	Z	6	642,915	NA		14,774
Family and Juvenile	G	2	I	4***	26,115	24,688	95	600
City and Parish	L	1	B	1	938,047	764,454	81	21,556
Justice of the Peace	L	1	I	1	NA	NA		
Mayor's	L	1	I	1	NA	NA		
State Total								

(continued on next page)

TABLE 8: Reported Grand Total State Trial Court Caseload, 1997 (continued)

State/Court name:	Jurisdiction	Parking	Criminal unit of count	Support/custody	Grand total filings and qualifying footnotes	Grand total dispositions and qualifying footnotes	Dispositions as a percentage of filings	Filings per 100,000 total population
MAINE								
Superior	G	2	E	6	16,221 B	16,336 B	101	1,306
Administrative	L	2	I	1	495	480	97	40
District	L	4	E	5	141,985 B	135,607 C		11,431
Probate	L	2	I	1	NA	NA		
State Total								
MARYLAND								
Circuit	G	2	B	6**	262,449 B	217,608 B	83	5,152
District	L	1	B	1	2,179,273	1,174,706 A		42,779
Orphan's	L	2	I	1	NA	NA		
State Total								
MASSACHUSETTS								
Superior Court	G	1	D	5**	40,624	42,462		664
District Court	L	2	D	5**	1,086,642	704,647		17,763
Boston Municipal Court	L	2	D	1	68,361	64,309		1,117
Housing Court	L	2	D	1	39,145	NA		640
Juvenile Court	L	2	I	1	15,927	NA		260
Land Court	L	2	I	1	17,048	14,945		279
Probate & Family Court	L	2	I	5**	243,764	112,907 A		3,985
State Total					1,511,511			24,708
MICHIGAN								
Circuit	G	2	B	6**	269,211	280,844	104	2,754
Court of Claims	G	2	I	1	370	378	102	4
District	L	4	B	1	3,887,077	3,769,276	97	39,770
Municipal	L	4	B	1	54,992	53,864	98	563
Probate	L	2	I	1	187,466	47,587 A		1,918
State Total					4,399,116	4,151,949 *		45,009
MINNESOTA								
District	G	4	B	6	1,954,173	1,981,749	101	41,706
MISSISSIPPI								
Circuit	G	2	B	1	19,293 A	69,377		707
Chancery	L	2	I	5	70,146 A	45,154 A	64	2,569
County	L	2	B	1	25,249 A	15,966 A	63	925
Family	L	2	I	1	NA	NA		
Justice	L	2	B	1	NA	NA		
Municipal	L	1	B	1	NA	NA		
State Total								
MISSOURI								
Circuit	G	2	G	6**	877,304 A	843,765 A	96	16,240
Municipal	L	1	I	1	NA	NA		
State Total								
MONTANA								
District	G	2	G	3	34,886	33,484	96	3,970
Water	G	2	I	1	NA	NA		
Workers' Compensation	G	2	I	1	202	119	59	23
City	L	1	B	1	86,173 A	NA		9,806
Justice of the Peace	L	1	B	1	157,872 C	NA		17,964
Municipal	L	1	B	1	55,879	NA		6,358
State Total								

(continued on next page)

TABLE 8: Reported Grand Total State Trial Court Caseload, 1997 (continued)

State/Court name:	Jurisdiction	Parking	Criminal unit of count	Support/ custody	Grand total filings and qualifying footnotes	Grand total dispositions and qualifying footnotes	Dispositions as a percentage of filings	Filings per 100,000 total population
NEBRASKA								
District	G	2	B	5	51,114 B	43,428 C		3,085
County	L	1	B	1	363,797 A	356,163 A	98	21,957
Separate Juvenile	L	2	I	1	4,566	NA		276
Workers' Compensation	L	2	I	1	151	156	103	9
State Total					419,628 *			25,327
NEVADA								
District	G	2	Z	2	63,086 A	NA		3,762
Justice	L	1	Z	1	NA	NA		
Municipal	L	1	Z	1	NA	NA		
State Total								
NEW HAMPSHIRE								
Superior	G	2	A	5	47,007	48,792 A		4,008
District	L	4	A	1	132,513	4,345 A		11,300
Municipal	L	4	A	1	250	NA		21
Probate	L	2	I	1	20,210	9,153 A		1,723
State Total					199,980			17,053
NEW JERSEY								
Superior	G	2	B	6**	1,129,362	1,134,159	100	14,024
Municipal	L	4	B	1	5,707,735	5,404,126	95	70,878
Tax	L	2	I	1	7,954	10,406	131	99
State Total					6,845,051	6,548,691	96	85,002
NEW MEXICO								
District	G	2	E	6	93,693	85,445	91	5,417
Magistrate	L	3	E	1	160,387	146,410	91	9,272
Metropolitan Ct. of Bernalillo Co.	L	3	E	1	130,130	73,115	56	7,523
Municipal	L	1	I	1	NA	NA		
Probate	L	2	I	1	NA	NA		
State Total								
NEW YORK								
Supreme and County Civil Court of the City of New York	G	2	E	1	466,005 B	490,989 B	105	2,569
Court of Claims	L	2	I	1	596,792 A	417,905 A	70	3,290
Criminal Court of the City of New York	L	2	I	1	2,312	2,334	101	13
District and City	L	2	E	1	598,501 A	569,954 A	95	3,300
Family	L	4	E	1	1,057,624 A	1,027,812 A	97	5,831
Surrogates'	L	2	I	4	656,777	655,881	100	3,621
Town and Village Justice	L	2	I	1	184,289	103,703	56	1,016
State Total	L	1	E	1	NA	NA		
NORTH CAROLINA								
Superior	G	2	E	1	270,100 B	258,554 B	96	3,638
District	L	6	E	6**	2,474,862 A	2,369,627 A		33,331
State Total					2,744,962 *	2,628,181 *	96	36,968
NORTH DAKOTA								
District	G	4	B	6**	139,606	141,563	101	21,783
Municipal	L	1	B	1	NA	50,294 A		
State Total						191,857 *		

(continued on next page)

TABLE 8: Reported Grand Total State Trial Court Caseload, 1997 (continued)

State/Court name:	Jurisdiction	Parking	Criminal unit of count	Support/custody	Grand total filings and qualifying footnotes	Grand total dispositions and qualifying footnotes	Dispositions as a percentage of filings	Filings per 100,000 total population
OHIO								
Court of Common Pleas	G	2	B	6**	796,786 B	788,673 B	99	7,123
County	L	5	B	1	250,576	251,277	100	2,240
Court of Claims	L	2	I	1	6,890	7,478	109	62
Mayor's	L	1	B	1	NA	NA		
Municipal	L	5	B	1	2,420,845	2,423,394	100	21,641
State Total								
OKLAHOMA								
District	G	2	J	6	561,540	527,174	94	16,929
Court of Tax Review	L	2	I	1	NA	NA		
Municipal Court Not of Record	L	1	I	1	NA	NA		
Municipal Criminal Court of Record	L	1	I	1	NA	NA		
State Total								
OREGON								
Circuit	G	2	B	6**	163,080	136,114 A		5,028
Tax	G	2	I	1	1,009	427	42	31
County	L	2	I	1	NA	NA		
District	L	1	B	1	452,691 A	453,973 A	100	13,957
Justice	L	3	E	1	NA	NA		
Municipal	L	3	A	1	NA	NA		
State Total								
PENNSYLVANIA								
Court of Common Pleas†	G	2	B	4	562,253 A	546,631 A	97	4,678
District Justice	L	4	B	1	2,178,957	2,093,860	96	18,128
Philadelphia Municipal	L	2	B	1	228,853	226,100	99	1,904
Philadelphia Traffic	L	1	I	1	360,774 A	235,704 A	65	3,002
Pittsburgh City Magistrates	L	4	B	1	344,941	NA		2,870
State Total					3,675,778 *			30,581
PUERTORICO								
Court of First Instance	G	2	J	6	318,011	308,954	97	8,356
RHODE ISLAND								
Superior	G	2	D	1	14,756	13,762	93	1,494
Workers' Compensation	L	2	I	1	7,894 A	8,219 A	104	799
District	L	2	A	1	63,272	60,627 A		6,408
Family	L	2	I	6	23,509 A	11,693 A		2,381
Municipal	L	1	I	1	NA	NA		
Probate	L	2	I	1	NA	NA		
Administrative Adjudication	L	1	I	1	156,776	83,452 A		15,877
State Total								
SOUTH CAROLINA								
Circuit	G	2	B	1	162,541 B	154,952 B	95	4,323
Family	L	2	I	6**	95,955	96,945	101	2,552
Magistrate	L	4	B	1	932,000 A	920,925 A	99	24,786
Municipal	L	4	B	1	482,870	479,458	99	12,842
Probate	L	2	I	1	26,240 A	27,456 A	105	698
State Total					1,699,606 *	1,679,736 *	99	45,200
SOUTH DAKOTA								
Circuit	G	3	B	4	218,958	194,197 A		29,670

(continued on next page)

TABLE 8: Reported Grand Total State Trial Court Caseload, 1997 (continued)

State/Court name:	Jurisdiction	Parking	Criminal unit of count	Support/ custody	Grand total filings and qualifying footnotes	Grand total dispositions and qualifying footnotes	Dispositions as a percentage of filings	Filings per 100,000 total population
TENNESSEE								
Circuit, Criminal, and Chancery	G	2	A	6**	249,876 A	226,630 A	91	4,655
Probate	G	2	I	1	4,965	2,979	60	92
General Sessions	L	1	M	6**	NA	NA		
Juvenile	L	2	I	1	120,663	170,380 B		2,248
Municipal	L	1	M	1	NA	NA		
State Total								
TEXAS								
District	G	2	B	6**	660,739	672,091	102	3,399
County-level	L	2	B	6**	669,769	612,198 A		3,445
Justice of the Peace	L	4	A	1	2,335,520 A	2,148,151 A	92	12,014
Municipal	L	4	A	1	6,916,880 A	5,949,893 A	86	35,582
State Total					10,582,908 *	9,382,333 *		54,441
UTAH								
District	G	4	J	3	342,145 B	345,714 B	101	16,616
Justice	L	4	B	1	344,403	313,415	91	16,726
Juvenile	L	2	I	1	61,125	63,126	103	2,968
State Total					747,673 *	722,255 *	97	36,310
VERMONT								
District	G	2	D	4***	20,886	20,667	99	3,546
Family	G	2	D	4***	22,904	23,645	103	3,889
Superior	G	2	B	5	16,841	17,334	103	2,859
Environmental	L	2	I	1	243	227	93	41
Probate	L	2	I	1	4,799	4,254	89	815
Traffic/Muni Ordinance	L	4	I	1	74,918	73,789	98	12,720
State Total					140,591	139,916	100	23,870
VIRGINIA								
Circuit	G	2	A	3	251,082	238,614	95	3,729
District	L	4	A	4	3,636,074	3,689,969	101	53,996
State Total					3,887,156	3,928,583	101	57,724
WASHINGTON								
Superior	G	2	D	6	243,318 B	219,271 B	90	4,337
District	L	4	C	1	865,265	925,617	107	15,423
Municipal	L	4	C	1	1,199,703 A	890,713 A	74	21,384
State Total					2,308,286 *	2,035,601 *	88	41,143
WEST VIRGINIA								
Circuit	G	2	J	5	64,146 B	62,829 B	98	3,533
Magistrate	L	2	J	1	379,489	371,964	98	20,899
Municipal	L	1	A	1	NA	NA		
State Total								
WISCONSIN								
Circuit	G	3	D	6**	1,000,921	NA		19,361
Municipal	L	3	A	1	NA	524,414 A		
State Total								
WYOMING								
District	G	2	J	5	15,570 A	14,989 A	96	3,245
County	L	1	J	4	112,964	112,769 A		23,547
Justice of the Peace	L	1	J	1	19,806 A	19,749 A	100	4,128
Municipal	L	1	A	1	58,987 A	59,754 A	101	12,296
State Total					207,327 *	207,261 *		43,216

(continued on next page)

TABLE 8: Reported Grand Total State Trial Court Caseload, 1997 (continued)

NOTE: All state trial courts with grand total jurisdiction are listed in the table, regardless of whether caseload data are available. Blank spaces in the table indicate that a particular calculation, such as the total state caseload, is not appropriate. State total "filings per 100,000 population" may not equal the sum of the filing rates for the individual courts due to rounding.

NA = Data are not available.

JURISDICTION CODES:

G = General Jurisdiction
L = Limited Jurisdiction

SUPPORT/CUSTODY CODES:

1 = The court does not have jurisdiction over support/custody cases
2 = Support/custody caseload data are not available
3 = Only contested support/custody cases and all interstate support cases (where the court has jurisdiction) are counted separately from marriage dissolution cases
4 = Both contested and uncontested support/custody cases and interstate support cases (where the court has jurisdiction) are counted separately from marriage dissolution cases
5 = Support/custody is counted as a proceeding of the marriage dissolution and, thus, a marriage dissolution that involves support/custody is counted as one case
6 = Support/custody is counted as a proceeding of the marriage dissolution, but interstate support cases are counted separately
** = Nondissolution support/custody cases are also counted separately
*** = Court has only interstate support jurisdiction

PARKING CODES:

1 = Parking data are unavailable
2 = Court does not have parking jurisdiction
3 = Only contested parking cases are included
4 = Both contested and uncontested parking cases are included
5 = Parking cases are handled administratively
6 = Uncontested parking cases are handled administratively; contested parking cases are handled by the court

CRIMINAL UNIT OF COUNT CODES:

M = Missing data
I = Data element is inapplicable
A = Single defendant—single charge
B = Single defendant—single incident (one/more charges)
C = Single defendant—single incident/maximum number charges (usually two)
D = Single defendant—one/more incidents
E = Single defendant—content varies with prosecutor
F = One/more defendants—single charge
G = One/more defendants—single incident (one/more charges)
H = One/more defendants—single incident/maximum number charges (usually two)
J = One/more defendants—one/more incidents
K = One/more defendants—content varies with prosecutor
L = Inconsistent during reporting year
Z = Both the defendant and charge components vary within the state

QUALIFYING FOOTNOTES:

The absence of a qualifying footnote indicates that data are complete.

† Data for all Arizona courts, and Georgia Superior, Juvenile, and State Courts are for 1996. Data for Pennsylvania Court of Common Pleas are preliminary 1997 data.

* See the qualifying footnote for each court within the state. Each footnote has an effect on the state's total.

A: The following courts' data are incomplete:

Alabama—Municipal Court—Grand total filed and disposed data do not include cases from 63 municipalities.
California—Superior Court—Grand total filed and disposed data do not include partial data from five courts.
—Municipal Court—Grand total filed and disposed data do not include partial data from one county.
Florida—Circuit Court—Grand total disposed data do not include **civil appeals, criminal appeals**, and reopened cases, and are less than 75% complete.
—County Court—Grand total disposed data do not include reopened cases.
Georgia—Juvenile Court—Grand total filed and disposed data do not include cases from nine counties.
—Magistrate Court—Grand total filed and disposed data do not include any data from 34 counties, and partial data from 43 counties.
—Probate Court—Grand total filed and disposed data do not include any **civil** cases from 59 of 159 counties, and partial **civil** data from 34 counties; any **criminal and traffic** data from 47 counties, and partial **criminal and traffic** data from 18 counties; and are less than 75% complete. Disposed data do not include any **civil** cases.
—State Court—Grand total filed and disposed data do not include cases from 15 courts.
Idaho—District Court—Grand total filed and disposed data do not include **mental health** cases.
—Magistrates Division—Grand total filed and disposed data do not include **mental health and parking** cases.
Indiana—Superior and Circuit Courts—Grand total filed and disposed data do not include **civil appeals, criminal appeals** and some **support/custody** cases.
Kansas—Municipal Court—Grand total filed and disposed data do not include **parking** cases.
Maryland—District Court—Grand total disposed data do not include **ordinance violation, parking** and most **civil** cases, and are less than 75% complete.
Massachusetts—Probate & Family Court—Grand total disposed data do not include **domestic relations** contempt, modifications, and motions.
Michigan—Probate Court—Grand total disposed data do not include **domestic violence, some miscellaneous domestic relations, mental health, miscellaneous civil, adoption, traffic and juvenile** cases, and are less than 75% complete.
Mississippi—Circuit Court—Grand total filed data do not include **criminal** cases, and are less than 75% complete.
—Chancery Court—Grand total filed and disposed data do not include **juvenile** cases.
—County Court—Grand total filed and disposed data do not include **criminal and juvenile** cases.
Missouri—Circuit Court—Grand total filed and disposed data do not include those **ordinance violation** cases heard by municipal judges.

(continued on next page)

TABLE 8: Reported Grand Total State Trial Court Caseload, 1997 (continued)

<p>Montana—City Court—Grand total filed data do not include cases from several courts.</p> <p>Nebraska—County Court—Grand total filed and disposed data do not include parking cases.</p> <p>Nevada—District Court—Grand total filed data do not include criminal and juvenile cases, and are less than 75% complete.</p> <p>New Hampshire—Superior Court—Grand total disposed data do not include domestic violence cases. —District Court—Grand total disposed data do not include criminal, traffic, most domestic violence, and most juvenile cases, and are less than 75% complete. —Probate Court—Grand total disposed data do not include some estate and some miscellaneous civil cases.</p> <p>New York—Civil Court of the City of New York—Grand total filed and disposed data do not include administrative agency appeals cases. —Criminal Court of the City of New York—Grand total filed and disposed data do not include moving traffic, miscellaneous traffic, and some ordinance violation cases. —District and City Courts—Grand total filed and disposed data do not include administrative agency appeals cases.</p> <p>North Carolina—District Court—Grand total filed and disposed data do not include mental health cases. Disposed data also do not include miscellaneous civil cases.</p> <p>North Dakota—Municipal Court—Grand total disposed data do not include ordinance violation and parking cases, represent only the ten municipalities with the highest case volume, and are less than 75% complete.</p> <p>Oregon—Circuit Court—Grand total disposed data do not include juvenile cases. —District Court—Grand total filed and disposed data do not include parking cases.</p> <p>Pennsylvania—Court of Common Pleas—Grand total filed and disposed data do not include some civil appeals and some criminal appeals cases. —Philadelphia Traffic Court—Grand total filed and disposed data do not include ordinance violation, parking, and miscellaneous traffic cases, and are less than 75% complete.</p> <p>Rhode Island—Workers' Compensation Court—Grand total filed and disposed data do not include some administrative agency appeals. —District Court—Grand total disposed data do not include mental health, domestic violence, and administrative agency appeals. —Family Court—Grand total filed data do not include paternity cases. Disposed data do not include marriage dissolution, paternity, interstate support, child-victim, miscellaneous juvenile, and some criminal-type juvenile petition cases, and are less than 75% complete. —Administrative Adjudication Court—Grand total disposed data do not include some traffic cases.</p> <p>South Carolina—Magistrate Court—Grand total filed and disposed data do not include ordinance violation cases. —Probate Court—Grand total filed and disposed data do not include mental health cases, and are less than 75% complete.</p> <p>South Dakota—Circuit Court—Grand total disposed data do not include juvenile cases.</p> <p>Tennessee—Circuit, Criminal and Chancery Courts—Grand total filed and disposed data do not include miscellaneous criminal cases.</p> <p>Texas—County-level Court—Grand total disposed data do not include estate and mental health cases. —Justice of the Peace Court—Grand total filed and disposed data represent a reporting rate of 89%.</p>	<p>—Municipal Court—Grand total filed and disposed data represent a reporting rate of 92%.</p> <p>Washington—Municipal Court—Grand total filed and disposed data do not include cases from 17 courts.</p> <p>Wisconsin—Municipal Court—Grand total disposed data represent a reporting rate of 98%.</p> <p>Wyoming—District Court—Grand total filed and disposed data do not include cases from one county that did not report. —County Court—Grand total disposed data do not include trial court civil appeals and criminal appeals cases. —Justice of the Peace Court—Grand total filed and disposed data do not include cases from one court. —Municipal Court—Grand total filed and disposed data do not include all cases from nine courts and partial data from three courts.</p> <p>B: The following courts' data are overinclusive:</p> <p>Alabama—Circuit Court—Grand total filed and disposed data include postconviction remedy proceedings and some extraordinary writs. —District Court—Grand total filed and disposed data include preliminary hearings.</p> <p>Delaware—Superior Court—Grand total filed and disposed data include postconviction remedy proceedings and extraordinary writs. —Municipal Court of Wilmington—Grand total filed and disposed data include preliminary hearing proceedings.</p> <p>Hawaii—Circuit Court—Grand total filed and disposed data include criminal postconviction remedy proceedings.</p> <p>Iowa—District Court—Grand total filed and disposed data include postconviction remedy proceedings.</p> <p>Kentucky—District Court—Grand total filed and disposed data include sentence review only proceedings.</p> <p>Maine—Superior Court—Grand total filed and disposed data include postconviction remedy and sentence review only proceedings. —District Court—Grand total filed data include preliminary hearing proceedings.</p> <p>Maryland—Circuit Court—Grand total filed and disposed data include estate cases from the Orphan's Court, and some postconviction remedy and sentence review only proceedings.</p> <p>Nebraska—District Court—Grand total filed data include postconviction remedy proceedings.</p> <p>New York—Supreme and County Court—Grand total filed and disposed data include postconviction remedy proceedings.</p> <p>North Carolina—Superior Court—Grand total filed and disposed data include mental health cases from District Court.</p> <p>Ohio—Court of Common Pleas—Grand total filed and disposed data include postconviction remedy proceedings.</p> <p>South Carolina—Circuit Court—Grand total filed and disposed data include postconviction remedy proceedings.</p> <p>Tennessee—Juvenile Court—Grand total disposed data are somewhat inflated. Disposed data are counted by number of actions rather than number of referrals.</p> <p>Utah—District Court—Grand total filed and disposed data include postconviction remedy and sentence review only proceedings.</p> <p>Washington—Superior Court—Grand total filed and disposed data include postconviction remedy proceedings and extraordinary writs.</p> <p>West Virginia—Circuit Court—Grand total filed and disposed data include postconviction remedy proceedings and extraordinary writs.</p>
---	--

(continued on next page)

TABLE 8: Reported Grand Total State Trial Court Caseload, 1997 (continued)

C: The following courts' data are incomplete and overinclusive:

Alaska—Superior Court—Grand total filed and disposed data include **extraordinary writs**, orders to show cause, unfair trade practices, and **postconviction remedy proceedings**, but do not include **criminal appeals** cases.

Colorado—County Court—Grand total filed and disposed data include some **preliminary hearing proceedings**, but do not include **miscellaneous civil** (name change) cases from counties other than Denver.

Connecticut—Superior Court—Grand total filed and disposed data include **postconviction remedy proceedings**, but do not include most **interstate support** cases. Disposed data also do not include most **small claims** cases.

Maine—District Court—Grand total disposed data include **preliminary hearing proceedings**, but do not include **parking, miscellaneous traffic**, some **moving traffic**, and some **ordinance violation** cases.

Montana—Justice of the Peace Court—Grand total filed data include some City Court data, but do not include any data from one court and partial year data from one court.

Nebraska—District Court—Grand total disposed data include **postconviction remedy proceedings**, but do not include cases from the 9th district.

TABLE 9: Reported Total State Trial Court Civil Caseload, 1997

State/Court name:	Jurisdiction	Support/custody:		Total civil filings and qualifying footnotes	Total civil dispositions and qualifying footnotes	Dispositions as a percentage of filings	Filings per 100,000 total population
		(a) method of count code	(b) decree change counted as				
ALABAMA							
Circuit	G	6	NF	102,693 B	98,330 B	96	2,378
District	L	1		166,819	163,157	98	3,862
Probate	L	1	I	NA	NA		
State Total							
ALASKA							
Superior	G	6	R	15,173 B	13,766 B	91	2,490
District	L	5		21,287	18,430	87	3,494
State Total				36,460 *	32,196 *	88	5,984
ARIZONA†							
Superior	G	6	NF	114,519	109,544	96	2,514
Tax	G	1		2,567	3,145	123	56
Justice of the Peace	L	1		136,667	134,049	98	3,000
Municipal	L	1		18,824	18,191	97	413
State Total				272,577	264,929	97	5,984
ARKANSAS							
Chancery and Probate	G	3	R	93,356	94,690	101	3,700
Circuit	G	1		24,631	22,420	91	976
City	L	1		0	0		
Justice of the Peace	L	1		NA	NA		
County	L	1		NA	NA		
Court of Common Pleas	L	1		NA	NA		
Municipal	L	1		106,609	71,529	67	4,226
Police	L	1		0	0		
State Total							
CALIFORNIA							
Superior	G	6	NC	823,634 A	640,156 A	78	2,552
Municipal	L	1		987,157 A	1,004,881 A	102	3,059
State Total				1,810,791 *	1,645,037 *	91	5,612
COLORADO							
District, Denver Juvenile, Denver Probate	G	3	R	92,240	88,822 A		2,370
Water	G	1		2,375	1,507	63	61
County	L	1		182,252 A	133,604 A	73	4,682
State Total				276,867 *	223,933 *		7,113
CONNECTICUT							
Superior	G	5**	NC	187,620 C	121,284 C		5,738
Probate	L	1		69,732	NA		2,133
State Total				257,352 *			7,870
DELAWARE							
Court of Chancery	G	1		3,876	3,424	88	530
Superior	G	1		8,047 B	8,064 B	100	1,100
Court of Common Pleas	L	1		6,434	5,311	83	879
Family	L	3**	R	39,717 B	40,016 B	101	5,429
Justice of the Peace	L	1		29,630	30,924	104	4,050
State Total				87,704 *	87,739 *	100	11,988
DISTRICT OF COLUMBIA							
Superior	G	6**	R	123,590	124,179	100	23,365

(continued on next page)

TABLE 9: Reported Total State Trial Court Civil Caseload, 1997 (continued)

State/Court name:	Jurisdiction	Support/custody:		Total civil filings and qualifying footnotes	Total civil dispositions and qualifying footnotes	Dispositions as a percentage of filings	Filings per 100,000 total population
		(a) method of count code	(b) decree change counted as				
FLORIDA							
Circuit	G	4	R	763,057	460,237 A		5,207
County	L	1		389,073	306,697 A		2,655
State Total				1,152,130	766,934 *		7,862
GEORGIA†							
Superior	G	3	NF	206,034	194,661	94	2,752
Civil	L	1		NA	NA		
Magistrate	L	1		316,681 A	228,623 A	72	4,230
Municipal	L	1		NA	NA		
Probate	L	1		34,338 A	NA		459
State Total	L	1		151,336 A	117,926 A	78	2,022
HAWAII							
Circuit	G	6	R	26,560 B	25,065 B	94	2,238
District	L	1		25,111	21,359	85	2,116
State Total				51,671 *	46,424 *	90	4,355
IDAHO							
District	G	6**	R	5,907 A	5,130 A	87	488
Magistrates Division	L	6**	R	76,199 A	72,492 A	95	6,296
State Total				82,106 *	77,622 *	95	6,784
ILLINOIS							
Circuit	G	6**	R	660,294	640,257	97	5,551
INDIANA							
Probate	G	1		1,780	2,597	146	30
Superior and Circuit	G	5	R	371,290 A	349,708 A	94	6,332
City and Town	L	1		14,297	15,153	106	244
County	L	1		33,640	30,561	91	574
Small Claims Court of Marion County	L	1		79,162	76,902	97	1,350
State Total				500,169 *	474,921 *	95	8,529
IOWA							
District	G	6	NF	173,170 B	179,432 B	104	6,071
KANSAS							
District	G	6**	NC	205,335	198,144	96	7,913
KENTUCKY							
Circuit	G	6	R	72,219	63,568	88	1,848
District	L	1		175,059 A	162,669 A	93	4,479
State Total				247,278 *	226,237 *	91	6,327
LOUISIANA							
District	G	6	NF	181,877	NA		4,179
Family and Juvenile	G	4***	NF	9,454	9,155	97	217
City and Parish	L	1		83,895	71,849	86	1,928
Justice of the Peace	L	1		NA	NA		
State Total							
MAINE							
Superior	G	6	NC	4,797	5,145	107	386
Administrative	L	1		495	480	97	40
District	L	5	NC	43,850	42,882	98	3,530
Probate	L	1		NA	NA		
State Total							

(continued on next page)

TABLE 9: Reported Total State Trial Court Civil Caseload, 1997 (continued)

State/Court name:	Jurisdiction	Support/custody:		Total civil filings and qualifying footnotes	Total civil dispositions and qualifying footnotes	Dispositions as a percentage of filings	Filings per 100,000 total population
		(a) method of count code	(b) decree change counted as				
MARYLAND							
Circuit	G	6**	NF	158,402 B	124,792 B	79	3,109
District	L	1		848,002	15,455 A		16,646
Orphan's	L	1		NA	NA		
State Total							
MASSACHUSETTS							
Superior Court	G	5**	R	32,560	34,428		532
District Court	L	5**	R	253,066	227,685		4,137
Boston Municipal Court	L	1		30,955	27,957		506
Housing Court	L	1		31,186	NA		510
Juvenile Court	L	1		429	NA		7
Land Court	L	1		17,048	14,945		279
Probate & Family Court	L	5**	R	243,764	112,907 A		3,985
State Total				609,008			9,955
MICHIGAN							
Circuit	G	6**	NC	197,661	211,559	107	2,022
Court of Claims	G	1		370	378	102	4
District	L	1		429,178	422,178	98	4,391
Municipal	L	1		703	599	85	7
Probate	L	1		75,439	47,587 A		772
State Total				703,351	682,301 *		7,196
MINNESOTA							
District	G	6	NF	222,102	211,997	95	4,740
MISSISSIPPI							
Circuit	G	1		19,293	11,110	58	707
Chancery	L	5	NF	70,146	45,154	64	2,569
County	L	1		25,249	15,966	63	925
Family	L	1		NA	NA		
Justice	L	1		NA	NA		
State Total							
MISSOURI							
Circuit	G	6**	NF	292,190	279,920	96	5,409
MONTANA							
District	G	3	R	26,909	26,191	97	3,062
Water	G	1		NA	NA		
Workers' Compensation	G	1		202	119	59	23
City	L	1		2,089 A	NA		238
Justice of the Peace	L	1		25,417 C	NA		2,892
Municipal	L	1		2,156	NA		245
State Total							
NEBRASKA							
District	G	5	R	43,005 C	36,786 C		2,596
County	L	1		73,304	70,782	97	4,424
Workers' Compensation	L	1		151	156	103	9
State Total				116,460 *	107,724 *		7,029
NEVADA							
District	G	2	R	63,086	NA		3,762
Justice	L	1		NA	NA		
Municipal	L	1		NA	NA		
State Total							

(continued on next page)

TABLE 9: Reported Total State Trial Court Civil Caseload, 1997 (continued)

State/Court name:	Jurisdiction	Support/custody:		Total civil filings and qualifying footnotes	Total civil dispositions and qualifying footnotes	Dispositions as a percentage of filings	Filings per 100,000 total population
		(a) method of count code	(b) decree change counted as				
NEW HAMPSHIRE							
Superior	G	5	R	32,455	34,354 A		2,768
District	L	1		39,333	1,904 A		3,354
Municipal	L	1		42	NA		4
Probate	L	1		20,210	9,153 A		1,723
State Total				92,040			7,848
NEW JERSEY							
Superior	G	6**	R	969,184	973,053	100	12,035
Tax	L	1		7,954	10,406	131	99
State Total				977,138	983,459	101	12,134
NEW MEXICO							
District	G	6	R	63,839	57,921	91	3,691
Magistrate	L	1	I	20,578 A	14,874 A	72	1,190
Metropolitan Ct. of Bernalillo County	L	1	I	21,813	17,374	80	1,261
Probate	L	1		NA	NA		
State Total							
NEW YORK							
Supreme and County	G	1		402,666 B	421,959 B	105	2,220
Civil Court of the City of New York	L	1		596,792 A	417,905 A	70	3,290
Court of Claims	L	1		2,312	2,334	101	13
District and City	L	1		244,356 A	230,180 A	94	1,347
Family	L	4	R	599,345	597,636	100	3,305
Surrogates'	L	1		184,289	103,703	56	1,016
Town and Village Justice	L	1		NA	NA		
State Total							
NORTH CAROLINA							
Superior	G	1		136,182 B	131,217 B	96	1,834
District	L	6**	R	502,436 A	435,871 A		6,767
State Total				638,618 *	567,088 *		8,601
NORTH DAKOTA							
District	G	6**	NF	33,478	36,318	108	5,224
OHIO							
Court of Common Pleas	G	6**	R	449,939 B	441,533 B	98	4,022
County	L	1		21,208	20,210	95	190
Court of Claims	L	1		6,890	7,478	109	62
Municipal	L	1		341,590	344,543	101	3,054
State Total				819,627 *	813,764 *	99	7,327
OKLAHOMA							
District	G	6	R	267,042	256,626	96	8,050
Court of Tax Review	L	1		NA	NA		
State Total							
OREGON							
Circuit	G	6**	R	106,824 B	104,584 B	98	3,293
Tax	G	1		1,009	427	42	31
County	L	1		NA	NA		
District	L	1		105,428	104,133	99	3,250
Justice	L	1		NA	NA		
State Total							

(continued on next page)

TABLE 9: Reported Total State Trial Court Civil Caseload, 1997 (continued)

State/Court name:	Jurisdiction	Support/custody:		Total civil filings and qualifying footnotes	Total civil dispositions and qualifying footnotes	Dispositions as a percentage of filings	Filings per 100,000 total population
		(a) method of count code	(b) decree change counted as				
PENNSYLVANIA†							
Court of Common Pleas	G	4	NF	344,979 A	335,170 A	97	2,870
District Justice	L	1		218,754	209,565	96	1,820
Philadelphia Municipal	L	1		164,552 A	163,596 A	99	1,369
Pittsburgh City Magistrates	L	1		5,463	NA		45
State Total				733,748 *			6,105
PUERTO RICO							
Court of First Instance	G	6	NF	136,919 A	131,918 A	96	3,598
RHODE ISLAND							
Superior	G	1		8,547	7,330	86	866
Workers' Compensation	L	1		7,894 A	8,219 A	104	799
District	L	1		36,163	34,809 A		3,662
Family	L	6	R	13,594 A	3,944 A		1,377
Probate	L	1		NA	NA		
State Total							
SOUTH CAROLINA							
Circuit	G	1		50,208 B	44,194 B	88	1,335
Family	L	6**	NF	71,306 B	73,503 B	103	1,896
Magistrate	L	1		188,009	185,775	99	5,000
Probate	L	1		26,240 A	27,456 A	105	698
State Total				335,763 *	330,928 *	99	8,929
SOUTH DAKOTA							
Circuit	G	4	NC	63,654	54,421	85	8,626
TENNESSEE							
Circuit, Criminal, and Chancery	G	6**	R	136,374	127,785	94	2,540
Probate	G	1		4,965	2,979	60	92
General Sessions	L	6**	R	NA	NA		
Juvenile	L	1		16,235	18,246	112	302
State Total							
TEXAS							
District	G	6**	R	466,956 B	477,217 B	102	2,402
County-level	L	6**	R	184,648 B	104,167 C		950
Justice of the Peace	L	1		250,835 A	207,349 A	83	1,290
Municipal	L	1		271 A	271 A	100	1
State Total				902,710 *	789,004 *		4,644
UTAH							
District	G	3	R	149,261 B	151,158 B	101	7,249
Justice	L	1		4,891	2,997	61	238
State Total				154,152 *	154,155 *	100	7,486
VERMONT							
District	G	4***	NC	1,508	1,572	104	256
Family	G	4***	NC	20,618	21,390	104	3,501
Superior	G	5	NC	16,841	17,329	103	2,859
Environmental	L	1		243	227	93	41
Probate	L	1		4,799	4,254	89	815
State Total				44,009	44,772	102	7,472
VIRGINIA							
Circuit	G	3	R	111,873	101,577	91	1,661
District	L	4	R	1,292,365 A	1,315,614 A	102	19,192
State Total				1,404,238 *	1,417,191 *	101	20,853

(continued on next page)

TABLE9: Reported Total State Trial Court Civil Caseload, 1997 (continued)

State/Court name:	Jurisdiction	Support/custody:		Total civil filings and qualifying footnotes	Total civil dispositions and qualifying footnotes	Dispositions as a percentage of filings	Filings per 100,000 total population
		(a) method of count code	(b) decree change counted as				
WASHINGTON							
Superior	G	6	R	156,679 B	146,651 B	94	2,793
District	L	1		148,928	115,852	78	2,655
Municipal	L	1		640 A	403 A	63	11
State Total				306,247 *	262,906 *	86	5,459
WEST VIRGINIA							
Circuit	G	5	R	49,240 B	47,804 B	97	2,712
Magistrate	L	1		60,638	61,932	102	3,339
State Total				109,878 *	109,736 *	100	6,051
WISCONSIN							
Circuit	G	6**	NF	272,522 A	NA		5,272
WYOMING							
District	G	5	R	11,687 A	10,731 A	92	2,436
County	L	4	R	18,775	17,922 A		3,914
Justice of the Peace	L	1		2,414 A	2,431 A	101	503
State Total				32,876 *	31,084 *		6,853

NOTE: All state trial courts with civil jurisdiction are listed in the table regardless of whether caseload data are available. Blank spaces in the table indicate that a particular calculation, such as the total state caseload, is not appropriate. State total "filings per 100,000 population" may not equal the sum of the filing rates for the individual courts due to rounding.

NA = Data are not available

JURISDICTION CODES:

G = General Jurisdiction
L = Limited Jurisdiction

SUPPORT/CUSTODY CODES:

(a) Method of count codes:

- 1 = The court does not have jurisdiction over support/custody cases
- 2 = Support/custody caseload data are not available
- 3 = Only contested support/custody cases and all interstate support cases (where the court has jurisdiction) are counted separately from marriage dissolution cases
- 4 = Both contested and uncontested support/custody cases and interstate support cases (where the court has jurisdiction) are counted separately from marriage dissolution cases
- 5 = Support/custody is counted as a proceeding of the marriage dissolution and, thus, a marriage dissolution that involves support/custody is counted as one case
- 6 = Support/custody is counted as a proceeding of the marriage dissolution, but interstate support cases are counted separately

** Nondissolution support/custody cases are also counted separately.

*** Court has only interstate support jurisdiction.

(b) Decree change counted as:

NC = Not counted/collected
NF = New filing
R = Reopened case

QUALIFYING FOOTNOTES:

The absence of a qualifying footnote indicates that data are complete.

† Data for all Arizona Courts, and Georgia Superior and State Courts are for 1996. Data for Pennsylvania Court of Common Pleas are preliminary 1997 data.

* See the qualifying footnote for each court within the state. Each footnote has an effect on the state's total.

A: The following courts' data are incomplete:

- California—Superior Court—Total civil filed and disposed data do not include partial data from five courts.
—Municipal Court—Total civil filed and disposed data do not include partial data from one county.
- Colorado—District, Denver Juvenile & Denver Probate Court—Total civil disposed data do not include adoption, paternity, and some support/custody cases.
—County Court—Total civil filed and disposed data do not include most miscellaneous civil cases.

(continued on next page)

TABLE 9: Reported Total State Trial Court Civil Caseload, 1997 (continued)

<p>Florida—Circuit Court—Total civil disposed data do not include civil appeals and reopened cases, and are less than 75% complete. —County Court—Total civil disposed data do not include reopened cases.</p> <p>Georgia—Magistrate Court—Total civil filed and disposed data do not include any cases from 34 counties, and partial data from 43 counties. —Probate Court—Total civil filed data do not include any cases from 59 of 159 counties, and partial data from 34 counties, and are less than 75% complete. —State Court—Total civil filed and disposed data do not include any cases from 15 of 66 courts.</p> <p>Idaho—District Court—Total civil filed and disposed data do not include mental health cases. —Magistrate Division—Total civil filed and disposed data do not include mental health cases.</p> <p>Indiana—Superior and Circuit Courts—Total civil filed and disposed data do not include civil appeals and support/custody cases.</p> <p>Kentucky—District Court—Total civil filed and disposed data do not include paternity cases.</p> <p>Maryland—District Court—Total civil disposed data do not include tort, contract, real property rights, small claims, and miscellaneous civil cases, and are less than 75% complete.</p> <p>Massachusetts—Probate and Family Court—Total civil disposed data do not include domestic relations contempts, modifications, and motions.</p> <p>Michigan—Probate Court—Total civil disposed data do not include adoption, domestic violence, some miscellaneous domestic relations, mental health, and miscellaneous civil cases, and are less than 75% complete.</p> <p>Montana—City Court—Total civil filed data do not include data from several courts.</p> <p>New Hampshire—Superior Court—Total civil disposed data do not include domestic violence cases. —District Court—Total civil disposed data do not include most case types and are less than 75% complete. —Probate Court—Total civil disposed data do not include some estate and some miscellaneous civil cases.</p> <p>New Mexico—Magistrate Court—Total civil filed and disposed data do not include domestic violence cases.</p> <p>New York—Civil Court of the City of New York—Total civil filed and disposed data do not include administrative agency appeals cases. —District and City Court—Total civil filed and disposed data do not include administrative agency appeals cases.</p> <p>North Carolina—District Court—Total civil filed and disposed data do not include mental health cases. Disposed data also do not include miscellaneous civil cases.</p> <p>Pennsylvania—Court of Common Pleas—Total civil filed and disposed data do not include some civil appeals cases. —Philadelphia Municipal Court—Total civil filed and disposed data do not include domestic violence cases.</p> <p>Puerto Rico—Court of First Instance—Total civil filed and disposed data do not include domestic violence cases.</p> <p>Rhode Island—Workers' Compensation Court—Total civil filed and disposed data do not include some administrative agency appeals.</p>	<p>—District Court—Total civil disposed data do not include mental health, domestic violence, and administrative agency appeals.</p> <p>—Family Court—Total civil filed data do not include paternity cases. Disposed data do not include marriage dissolution, interstate support, and paternity cases, and are less than 75% complete.</p> <p>South Carolina—Probate Court—Total civil filed and disposed data do not include mental health cases, and are less than 75% complete.</p> <p>Texas—Justice of the Peace Court—Total civil filed and disposed data represent a reporting rate of 89%. —Municipal Court—Total civil filed and disposed data represent a reporting rate of 92%.</p> <p>Virginia—District Court—Total civil filed and disposed data do not include some domestic relations cases.</p> <p>Washington—Municipal Court—Total civil filed and disposed data do not include any cases from 17 courts.</p> <p>Wisconsin—Circuit Court—Total civil filed data do not include domestic violence cases.</p> <p>Wyoming—District Court—Total civil filed and disposed data do not include cases from one county that did not report. —County Court—Total civil disposed data do not include trial court civil appeals cases. —Justice of the Peace Court—Total civil filed and disposed data do not include cases from one court.</p> <p>B: The following courts' data are overinclusive:</p> <p>Alabama—Circuit Court—Total civil filed and disposed data include some postconviction remedy proceedings and some extraordinary writs.</p> <p>Alaska—Superior Court—Total civil filed and disposed data include extraordinary writs, orders to show cause, unfair trade practices, and postconviction remedy proceedings.</p> <p>Delaware—Superior Court—Total civil filed and disposed data include extraordinary writs. —Family Court—Total civil filed and disposed data include status offense petition cases.</p> <p>Hawaii—Circuit Court—Total civil filed and disposed data include criminal postconviction remedy proceedings.</p> <p>Iowa—District Court—Total civil filed and disposed data include postconviction remedy proceedings.</p> <p>Maryland—Circuit Court—Total civil filed and disposed data include estate cases from the Orphan's Court.</p> <p>New York—Supreme and County Court—Total civil filed and disposed data include postconviction remedy proceedings.</p> <p>North Carolina—Superior Court—Total civil filed and disposed data include mental health cases from District Court.</p> <p>Ohio—Court of Common Pleas—Total civil filed and disposed data include postconviction remedy proceedings.</p> <p>Oregon—Circuit Court—Total civil filed and disposed data include criminal appeals cases.</p> <p>South Carolina—Circuit Court—Total civil filed and disposed data include postconviction remedy proceedings. —Family Court—Total civil filed and disposed data include child-victim petition cases.</p>
--	--

(continued on next page)

TABLE 9: Reported Total State Trial Court Civil Caseload, 1997 (continued)

Texas—District Court—Total **civil** filed and disposed data include **child-victim petition** cases.

—County-level Court—Total **civil** filed data include **child-victim petition** cases.

Utah—District Court—Total **civil** filed and disposed data include some **postconviction remedy proceedings**.

Washington—Superior Court—Total **civil** filed and disposed data include **postconviction remedy proceedings** and **extraordinary writs**.

West Virginia—Circuit Court—Total **civil** filed and disposed data include **postconviction remedy proceedings** and **extraordinary writs**.

C: The following courts' data are incomplete and overinclusive:

Connecticut—Superior Court—Total **civil** filed and disposed data include **postconviction remedy proceedings**, but do not include most **interstate support** cases. Disposed data also do not include most **small claims** cases, and are less than 75% complete.

Montana—Justice of the Peace Court—Total **civil** filed data include some City Court cases, but do not include any data from one court, and partial year data from one court.

Nebraska—District Court—Total **civil** filed and disposed data include **postconviction remedy proceedings**, but do not include **civil appeals** cases. Disposed data also do not include cases from the 9th District

Texas—County-level Court—Total **civil** disposed data include **child-victim petition** cases, but do not include **probate/wills/intestate, guardianship/conservatorship/trusteeship, and mental health** cases, and are less than 75% complete. The court conducted 81,641 probate hearings and 32,180 mental health hearings during the year.

TABLE 10: Reported Total State Trial Court Criminal Caseload, 1997

State/Court name:	Jurisdiction	Unit of court	Point of filing	Total criminal filings and qualifying footnotes	Total criminal dispositions and qualifying footnotes	Dispositions as a percentage of filings	Filings per 100,000 adult population
ALABAMA							
Circuit	G	G	A	59,994 B	59,188 B	99	1,847
District	L	B	B	166,591 C	162,691 C	98	5,130
Municipal	L	M	B	162,147 C	115,138 C	71	4,993
State Total				388,732 *	337,017 *	87	11,970
ALASKA							
Superior	G	B	A	3,362 A	3,285 A	98	799
District	L	B	B	29,463 B	29,066 B	99	6,999
State Total				32,825 *	32,351 *	99	7,797
ARIZONA†							
Superior	G	D	A	33,388	31,670	95	1,019
Justice of the Peace	L	Z	B	95,754	82,322	86	2,922
Municipal	L	Z	B	251,670	240,734	96	7,680
State Total				380,812	354,726	93	11,621
ARKANSAS							
Circuit	G	A	A	48,914	45,875	94	2,630
City	L	A	B	13,383 B	9,093 B	68	719
Justice of the Peace	L	A	B	NA	NA		
Municipal	L	A	B	336,905 B	270,359 B	80	18,112
Police	L	A	B	1,305 B	594 B	46	70
State Total							
CALIFORNIA							
Superior	G	B	A	165,117 A	152,008 A	92	708
Municipal	L	B	B	830,385 C	760,783 C	92	3,561
State Total				995,502 *	912,791 *	92	4,269
COLORADO							
District, Denver Juvenile, Denver Probate	G	D	B	33,867	41,680	123	1,177
County	L	D	B	123,532 B	124,496 C		4,294
State Total				157,399 *	166,176 *		5,471
CONNECTICUT							
Superior	G	E	A	129,159 C	129,272 C	100	5,213
DELAWARE							
Superior	G	B	A	8,056 B	7,392 B	92	1,454
Alderman's	L	A	B	2,227 B	2,434 B	109	402
Court of Common Pleas	L	A	B	NA	NA		
Family	L	B	B	5,292	5,093	96	955
Justice of the Peace	L	A	B	71,207 A	69,983 A	98	12,849
Municipal Court of Wilmington	L	A	B	13,534 C	13,614 C	101	2,442
State Total							
DISTRICT OF COLUMBIA							
Superior	G	B	G	38,115 A	38,850 A	102	9,037
FLORIDA							
Circuit	G	E	A	200,888	173,892 A		1,796
County	L	A	B	424,905	431,534 A		3,800
State Total				625,793	605,426 *		5,596

(continued on next page)

TABLE 10: Reported Total State Trial Court Criminal Caseload, 1997 (continued)

State/Court name:	Jurisdiction	Unit of count	Point of filing	Total criminal filings and qualifying footnotes	Total criminal dispositions and qualifying footnotes	Dispositions as a percentage of filings	Filings per 100,000 adult population
GEORGIA							
Superior†	G	G	A	92,439 B	84,816 B	92	1,681
Civil	L	M	M	NJ	NJ		
County Recorder's	L	M	M	NA	NA		
Magistrate	L	B	B	77,638 A	58,333 A	75	1,412
Municipal	L	M	M	NA	NA		
Municipal and City of Atlanta	L	M	M	NA	NA		
Probate	L	B	A	3,215 A	2,659 A	83	58
State†	L	G	A	123,424 A	73,652 A	60	2,245
State Total							
HAWAII							
Circuit	G	G	B	9,638	10,735	111	1,090
District	L	A	C	43,681 A	35,519 A	81	4,941
State Total				53,319 *	46,254 *	87	6,031
IDAHO							
District	G	J	F	10,739	10,200	95	1,250
Magistrates Division	L	J	F	83,215	75,580	91	9,689
State Total				93,954	85,780	91	10,939
ILLINOIS							
Circuit	G	G	A	538,869	589,658	109	6,179
INDIANA							
Superior and Circuit	G	B	A	154,794 A	152,221 A	98	3,545
City and Town	L	B	F	55,089 B	45,480 B	83	1,262
County	L	B	F	50,558	54,479	108	1,158
State Total				260,441 *	252,180 *	97	5,964
IOWA							
District	G	B	A	102,125 A	94,279 A	92	4,801
KANSAS							
District	G	B	C	46,577	48,396	104	2,443
Municipal	L	B	C	13,885	17,541	126	728
State Total				60,462	65,937	109	3,171
KENTUCKY							
Circuit	G	B	A	20,627	19,290	94	700
District	L	B	F	197,985 B	192,512 B	97	6,718
State Total				218,612 *	211,802 *	97	7,418
LOUISIANA							
District	G	Z	A	128,402	NA		4,062
City and Parish	L	B	F	189,699	157,141	83	6,001
State Total				318,101			10,064
MAINE							
Superior	G	E	A	9,074 C	8,871 C	98	960
District	L	E	F	39,118 C	36,253 C	93	4,140
State Total				48,192 *	45,124 *	94	5,101
MARYLAND							
Circuit	G	B	A	67,681 B	63,653 B	94	1,403
District	L	B	A	228,196	223,365	98	4,729
State Total				295,877 *	287,018 *	97	6,131

(continued on next page)

TABLE 10: Reported Total State Trial Court Criminal Caseload, 1997 (continued)

State/Court name:	Jurisdiction	Unit of count	Point of filing	Total criminal filings and qualifying footnotes	Total criminal dispositions and qualifying footnotes	Dispositions as a percentage of filings	Filings per 100,000 adult population
MASSACHUSETTS							
Superior Court	G	D	B	8,064	8,034	100	173
District Court	L	D	B	313,117	249,350 B		6,710
Boston Municipal Court	L	D	B	14,139 B	13,873 B	98	303
Housing Court	L	D	B	7,959	NA		171
State Total				343,279 *			7,357
MICHIGAN							
Circuit	G	B	A	71,550	69,285	97	984
District	L	B	B	335,391	314,227	94	4,614
Municipal	L	B	B	2,652	2,619	99	36
State Total				409,593	386,131	94	5,635
MINNESOTA							
District	G	B	B	255,295 B	256,652 B	101	7,432
MISSISSIPPI							
Circuit	G	B	B	NA	58,267		
County	L	B	B	NA	NA		
Justice	L	B	B	NA	NA		
Municipal	L	B	B	NA	NA		
State Total							
MISSOURI							
Circuit	G	G	G	178,416	165,414	93	4,465
MONTANA							
District	G	G	A	5,616	5,233	93	865
City	L	B	B	71,653 A	NA		11,036
Justice of the Peace	L	B	B	108,460 C	NA		16,705
Municipal	L	B	B	48,955	NA		7,540
State Total				234,684 *			36,145
NEBRASKA							
District	G	B	A	8,109 B	6,642 C		669
County	L	B	F	105,850 B	101,712 B	96	8,732
State Total				113,959 *	108,354 *		9,401
NEVADA							
District	G	Z	A	NA	NA		
Justice	L	Z	B	NA	NA		
Municipal	L	Z	B	NA	NA		
State Total							
NEW HAMPSHIRE							
Superior	G	A	A	14,552	14,438	99	1,660
District	L	A	B	42,290	NA		4,824
Municipal	L	A	B	89	NA		10
State Total				56,931			6,494
NEW JERSEY							
Superior	G	B	A	50,598	50,483	100	834
Municipal	L	B	B	424,194	356,596	84	6,993
State Total				474,792	407,079	86	7,827
NEW MEXICO							
District	G	E	A	17,313	15,905	92	1,407
Magistrate	L	E	B	31,974 B	30,058 B	94	2,599
Metropolitan Ct. of Bernalillo County	L	E	B	11,803	11,042	94	959
State Total				61,090 *	57,005 *	93	4,965

(continued on next page)

TABLE 10: Reported Total State Trial Court Criminal Caseload, 1997 (continued)

State/Court name:	Jurisdiction	Unit of count	Point of filing	Total criminal filings and qualifying footnotes	Total criminal dispositions and qualifying footnotes	Dispositions as a percentage of filings	Filings per 100,000 adult population
NEW YORK							
Supreme and County	G	E	A	63,339	69,030	109	467
Criminal Court of the City of New York	L	E	D	351,405	354,345	101	2,588
District and City	L	E	D	286,714 B	271,078 B	95	2,112
Town and Village Justice	L	E	B	NA	NA		
State Total							
NORTH CAROLINA							
Superior	G	E	A	133,918	127,337	95	2,412
District	L	E	G	572,850 C	551,598 C	96	10,318
State Total				706,768 *	678,935 *	96	12,730
NORTH DAKOTA							
District	G	B	A	31,056	30,173	97	6,529
Municipal	L	B	B	NA	NA		
State Total							
OHIO							
Court of Common Pleas	G	B	C	62,530	61,478	98	749
County	L	B	E	46,764 B	47,722 B	102	560
Mayor's	L	B	E	NA	NA		
Municipal	L	B	E	542,638 B	534,201 B	98	6,500
State Total							
OKLAHOMA							
District	G	J	A	95,935	81,632	85	3,934
OREGON							
Circuit	G	B	G	34,742 A	31,405 A	90	1,428
District	L	B	G	64,309	57,077	89	2,643
Justice	L	E	B	NA	NA		
Municipal	L	A	B	NA	NA		
State Total							
PENNSYLVANIA							
Court of Common Pleas†	G	B	A	149,123 A	148,307 A	99	1,629
District Justice	L	B	B	183,655	166,333	91	2,006
Philadelphia Municipal	L	B	B	42,936 A	39,927 A	93	469
Pittsburgh City Magistrates	L	B	B	5,527 B	NA		60
State Total				381,241 *			4,164
PUERTO RICO							
Court of First Instance	G	J	B	92,542 B	91,138 B	98	3,512
RHODE ISLAND							
Superior	G	D	A	6,209	6,432	104	824
District	L	A	B	27,109 B	25,818 B	95	3,596
State Total				33,318 *	32,250 *	97	4,420
SOUTH CAROLINA							
Circuit	G	B	A	112,333	110,758	99	4,005
Magistrate	L	B	E	196,799 A	194,460 A	99	7,017
Municipal	L	B	E	90,908	90,266	99	3,241
State Total				400,040 *	395,484 *	99	14,264

(continued on next page)

TABLE 10: Reported Total State Trial Court Criminal Caseload, 1997 (continued)

State/Court name:	Jurisdiction	Unit of count	Point of filing	Total criminal filings and qualifying footnotes	Total criminal dispositions and qualifying footnotes	Dispositions as a percentage of filings	Filings per 100,000 adult population
SOUTH DAKOTA							
Circuit	G	B	B	38,153	28,687	75	7,057
TENNESSEE							
Circuit, Criminal, and Chancery	G	A	A	97,673 A	85,695 A	88	2,416
General Sessions	L	M	M	NA	NA		
Municipal	L	M	M	NA	NA		
State Total							
TEXAS							
District	G	B	A	161,207	163,278	101	1,163
County-level	L	B	F	439,720	429,043 A		3,172
Justice of the Peace	L	A	B	570,167 A	477,321 A	84	4,113
Municipal	L	A	B	981,896 A	740,569 A	75	7,083
State Total				2,152,990 *	1,810,211 *		15,531
UTAH							
District	G	J	A	63,880 B	60,531 B	95	4,659
Justice	L	B	B	47,266	41,295	87	3,447
State Total				111,146 *	101,826 *	92	8,107
VERMONT							
District	G	D	C	18,087	17,638	98	4,079
Superior	G	B	A	0	5		
State Total				18,087	17,643	98	4,079
VIRGINIA							
Circuit	G	A	A	139,209 B	137,037 B	98	2,735
District	L	A	E	421,243 A	436,914 A	104	8,277
State Total				560,452 *	573,951 *	102	11,012
WASHINGTON							
Superior	G	D	F	35,785	32,742	91	861
District	L	C	B	106,794	112,538	105	2,570
Municipal	L	C	B	86,347 A	87,124 A	101	2,078
State Total				228,926 *	232,404 *	102	5,509
WEST VIRGINIA							
Circuit	G	J	A	7,961	7,957	100	567
Magistrate	L	J	E	143,576	140,883	98	10,226
Municipal	L	A	B	NA	NA		
State Total							
WISCONSIN							
Circuit	G	D	C	150,049 B	NA		3,925
Municipal	L	A	B	NA	13,474 A		
State Total							
WYOMING							
District	G	J	A	2,171 A	2,002 A	92	624
County	L	J	B	15,670 A	NA		4,503
Justice of the Peace	L	J	B	2,619 A	NA		753
Municipal	L	A	B	1,331 A	NA		382
State Total				21,791 *			6,262

(continued on next page)

TABLE 10: Reported Total State Trial Court Criminal Caseload, 1997 (continued)

NOTE: All state trial courts with criminal jurisdiction are listed in the table regardless of whether caseload data are available. Blank spaces in the table indicate that a particular calculation, such as the total state caseload, is not appropriate. State total "filings per 100,000 population" may not equal the sum of the filing rates for the individual courts due to rounding.

NA = Data are not available.

JURISDICTION CODES:

G = General Jurisdiction
L = Limited Jurisdiction

UNIT OF COUNT CODES:

M = Missing data
I = Data element is inapplicable
A = Single defendant—single charge
B = Single defendant—single incident (one/more charges)
C = Single defendant—single incident/maximum number charges (usually two)
D = Single defendant—one/more incidents
E = Single defendant—content varies with prosecutor
F = One/more defendants—single charge
G = One/more defendants—single incident (one/more charges)
H = One/more defendants—single incident/maximum number charges (usually two)
J = One/more defendants—one/more incidents
K = One/more defendants—content varies with prosecutor
L = Inconsistent during reporting year
Z = Both the defendant and charge components vary within the state

POINT OF FILING CODES:

M = Missing data
I = Data element is inapplicable
A = At the filing of the information/indictment
B = At the filing of the complaint
C = When defendant enters plea/initial appearance
D = When docketed
E = At issuing of warrant
F = At filing of information/complaint
G = Varies (at filing of the complaint, information, indictment)

QUALIFYING FOOTNOTES:

The absence of a qualifying footnote indicates that data are complete.

† Data for all Arizona Courts, and Georgia Superior and State Courts are for 1996. Data for Pennsylvania Court of Common Pleas are preliminary 1997 data.

* See the qualifying footnote for each court within the state. Each footnote has an effect on the state's total.

A: The following courts' data are incomplete:

- Alaska—Superior Court—Total **criminal** filed and disposed data do not include **criminal appeals** cases.
- California—Superior Court—Total **criminal** filed and disposed data do not include partial data from five courts.
- Delaware—Justice of the Peace Court—Total **criminal** filed and disposed data do not include **DWI/DUI** cases.
- District of Columbia—Superior Court—Total **criminal** filed and disposed data do not include **DWI/DUI** cases.
- Florida—Circuit Court—Total **criminal** disposed data do not include **criminal appeals** and reopened cases.
—County Court—Total **criminal** disposed data do not include reopened cases.
- Georgia—Magistrate Court—Total **criminal** filed and disposed data do not include any cases from 34 counties, and partial data from 43 counties.
—Probate Court—Total **criminal** filed and disposed data do not include any cases from 47 of 159 counties, partial data from 18 counties, and do not include **DWI/DUI** cases which are reported with **traffic/other violation** data, and are less than 75% complete.
—State Court—Total **criminal** filed and disposed data do not include some **DWI/DUI** cases, and data from 15 courts.
- Hawaii—District Court—Total **criminal** filed and disposed data do not include some **misdemeanor** cases.
- Indiana—Superior and Circuit Courts—Total **criminal** filed and disposed data do not include **criminal appeals** cases.
- Iowa—District Court—Total **criminal** filed and disposed data do not include some **misdemeanor** cases.
- Montana—City Court—Total **criminal** filed data do not include data from several courts.
- Oregon—Circuit Court—Total **criminal** filed and disposed data do not include **criminal appeals** cases.
- Pennsylvania—Court of Common Pleas—Total **criminal** filed and disposed data do not include some **criminal appeals** cases.
—Philadelphia Municipal Court—Total **criminal** filed and disposed data do not include some **misdemeanor** cases.
- South Carolina—Magistrate Court—Total **criminal** filed and disposed data do not include **DWI/DUI** cases. (Data are based on estimates provided by the AOC.)
- Tennessee—Circuit, Criminal, and Chancery Courts—Total **criminal** filed and disposed data do not include **miscellaneous criminal** cases.
- Texas—County-level Court—Total **criminal** disposed data do not include some **criminal appeals** cases.
—Justice of the Peace Court—Total **criminal** filed and disposed data represent a reporting rate of 89%.
—Municipal Court—Total **criminal** filed and disposed data represent a reporting rate of 92%.

(continued on next page)

TABLE 10: Reported Total State Trial Court Criminal Caseload, 1997 (continued)

- Virginia—District Court—Total **criminal** filed and disposed data do not include **DWI/DUI** cases.
- Washington—Municipal Court—Total **criminal** filed and disposed data do not include any cases from 17 courts.
- Wisconsin—Municipal Court—Total **criminal** disposed data represent a reporting rate of 98%.
- Wyoming—District Court—Total **criminal** filed and disposed data do not include cases from one county that did not report.
- County Court—Total **criminal** filed data do not include reopened **misdemeanor** and reopened **DWI/DUI** cases.
 - Justice of the Peace Court—Total **criminal** filed data do not include cases from one court.
 - Municipal Court—Total **criminal** filed data do not include **misdemeanors**, all cases from nine courts, partial data from three courts, and are less than 75% complete.
- B: The following courts' data are overinclusive:
- Alabama—Circuit Court—Total **criminal** filed and disposed data include some **postconviction remedy proceedings**.
- Alaska—District Court—Total **criminal** filed and disposed data include some **moving traffic violation** cases and all **ordinance violation** cases.
- Arkansas—City Court—Total **criminal** filed and disposed data include **ordinance violation** cases.
- Municipal Court—Total **criminal** filed and disposed data include **ordinance violation** cases.
 - Police Court—Total **criminal** filed and disposed data include **ordinance violation** cases.
- Colorado—County Court—Total **criminal** filed data include some **preliminary hearing proceedings**.
- Delaware—Superior Court—Total **criminal** filed and disposed data include **postconviction remedy proceedings**.
- Alderman's Court—Total **criminal** filed and disposed data include **ordinance violation** cases.
- Georgia—Superior Court—Total **criminal** filed and disposed data include all **traffic/other violation** cases. (These data are for 1996.)
- Indiana—City and Town Courts—Total **criminal** filed and disposed data include some **ordinance violation** and some unclassified traffic cases.
- Kentucky—District Court—Total **criminal** filed and disposed data include **ordinance violation** cases and **sentence review only proceedings**.
- Maryland—Circuit Court—Total **criminal** filed and disposed data include some **postconviction remedy** and **sentence review only proceedings**.
- Massachusetts—District Court—Total **criminal** disposed data include some **moving traffic**, some **ordinance violation**, and some **miscellaneous traffic** cases.
- Boston Municipal Court—Total **criminal** filed and disposed data include some **moving traffic**, some **ordinance violation**, and some **miscellaneous traffic** cases.
- Minnesota—District Court—Total **criminal** filed and disposed data include **ordinance violation** cases.
- Nebraska—District Court—Total **criminal** filed data include **civil appeals** cases.
- County Court—Total **criminal** filed and disposed data include **ordinance violation** cases.
- New Mexico—Magistrate Court—Total **criminal** filed and disposed data include **domestic violence** cases.
- New York—District and City Courts—Total **criminal** filed and disposed data include **ordinance violation** cases.
- Ohio—County Court—Total **criminal** filed and disposed data include **ordinance violation** cases.
- Municipal Court—Total **criminal** filed and disposed data include **ordinance violation** cases.
- Pennsylvania—Pittsburgh City Magistrates Court—Total **criminal** filed data include **ordinance violation** cases.
- Puerto Rico—Court of First Instance—Total **criminal** filed and disposed data include **domestic violence** cases.
- Rhode Island—District Court—Total **criminal** filed and disposed data include **moving traffic violation** and **ordinance violation** cases.
- Utah—District Court—Total **criminal** filed and disposed data include some **postconviction remedy** and **sentence review only proceedings**.
- Virginia—Circuit Court—Total **criminal** filed and disposed data include **ordinance violation** cases.
- Wisconsin—Circuit Court—Total **criminal** filed data include **domestic violence** cases.
- C: The following courts' data are incomplete and overinclusive:
- Alabama—District Court—Total **criminal** filed and disposed data include **felony preliminary hearings**, but do not include **DWI/DUI** cases.
- Municipal Court—Total **criminal** filed and disposed data include **ordinance violation** cases, but do not include **DWI/DUI** data and cases that were unavailable from 63 municipalities.
- California—Municipal Court—Total **criminal** filed and disposed data include some **ordinance violation** cases, but do not include **DWI/DUI** cases, and partial data from one county.
- Colorado—County Court—Total **criminal** disposed data include some **preliminary hearing proceedings**, but do not include **DWI/DUI** cases.
- Connecticut—Superior Court—Total **criminal** filed and disposed data include **ordinance violation** cases, but do not include **DWI/DUI** cases.
- Delaware—Municipal Court of Wilmington—Total **criminal** filed and disposed data include **ordinance violation** cases and **preliminary hearings**, but do not include most **DWI/DUI** cases.
- Maine—Superior Court—Total **criminal** filed and disposed data include **ordinance violation** cases, and **postconviction remedy** and **sentence review only proceedings**, but do not include **DWI/DUI** and some **criminal appeals** cases.
- District Court—Total **criminal** filed and disposed data include **preliminary hearing proceedings** and some **ordinance violation** cases, but do not include **DWI/DUI** and some **misdemeanor** cases, and are less than 75% complete.

(continued on next page)

TABLE 10: Reported Total State Trial Court Criminal Caseload, 1997 (continued)

Montana—Justice of the Peace Court—Total **criminal** filed data include some City Court cases, but do not include any data from one court and partial data from one court.

Nebraska—District Court—Total **criminal** disposed data include **civil appeals** cases, but do not include cases from the 9th District.

North Carolina—District Court—Total **criminal** filed and disposed data include some **ordinance violation** cases, but do not include **DWI/DUI** cases.

TABLE 11: Reported Total State Trial Court Traffic/Other Violation Caseload, 1997

State/Court name:	Jurisdiction	Parking	Total traffic filings and qualifying footnotes	Total traffic dispositions and qualifying footnotes	Dispositions as a percentage of filings	Filings per 100,000 total population
ALABAMA						
District	L	1	285,712 B	269,830 B	94	6,615
Municipal	L	1	853,385 C	565,773 C	66	19,758
State Total			1,139,097 *	835,603 *	73	26,373
ALASKA						
District	L	3	60,173 A	60,173 A	100	9,876
ARIZONA†						
Justice of the Peace	L	1	534,466	517,254	97	11,734
Municipal	L	1	995,491	962,055	97	21,855
State Total			1,529,957	1,479,309	97	33,589
ARKANSAS						
City	L	1	36,240 A	24,166 A	67	1,436
Municipal	L	1	525,124 A	371,304 A	71	20,815
Police	L	1	4,615 A	1,437 A	31	183
State Total			565,979 *	396,907 *	70	22,434
CALIFORNIA						
Municipal	L	6	5,819,563 C	5,713,798 C	98	18,035
COLORADO						
County	L	2	449,561	432,390 B		11,549
Municipal	L	1	NA	NA		
State Total						
CONNECTICUT						
Superior	G	6	235,086 C	228,709 C	97	7,189
DELAWARE						
Alderman's	L	4	23,457 A	23,275 A	99	3,206
Court of Common Pleas	L	2	49,633 B	49,947 B	101	6,784
Family	L	2	925	810	88	126
Justice of the Peace	L	2	94,600 B	91,172 B	96	12,931
Municipal Court of Wilmington	L	5	12,305 C	11,658 C	95	1,682
State Total			180,920 *	176,862 *	98	24,730
DISTRICT OF COLUMBIA						
Superior	G	6	18,229 B	16,699 B	92	3,446
FLORIDA						
County	L	5	3,327,584	2,548,307 A		22,708
GEORGIA						
Superior	G	2	NA	NA		
County Recorder's	L	1	NA	NA		
Juvenile	L	2	19,197 A	17,622 A	92	256
Magistrate	L	2	55,534 A	37,529 A	68	742
Municipal and City of Atlanta	L	1	NA	NA		
Probate	L	2	143,562 C	137,973 C	96	1,918
State	L	2	310,083 C	247,324 C	80	4,142
State Total						
HAWAII						
Circuit	G	2	669	599	90	56
District	L	4	494,789 B	434,448 B	88	41,698
State Total			495,458 *	435,047 *	88	41,754

(continued on next page)

TABLE 11: Reported Total State Trial Court Traffic/Other Violation Caseload, 1997 (continued)

State/Court name:	Jurisdiction	Parking	Total traffic filings and qualifying footnotes	Total traffic dispositions and qualifying footnotes	Dispositions as a percentage of filings	Filings per 100,000 total population
IDAHO						
Magistrates Division	L	3	272,800 A	268,199 A	98	22,541
ILLINOIS						
Circuit	G	2	3,153,529	2,710,770	86	26,509
INDIANA						
Superior and Circuit	G	3	430,026	458,652	107	7,333
City and Town	L	3	206,877 A	194,427 A	94	3,528
County	L	4	50,573	59,512	118	862
State Total			687,476 *	712,591 *	104	11,723
IOWA						
District	G	3	773,243 B	764,610 B	99	27,108
KANSAS						
District	G	4	189,958	184,655	97	7,321
Municipal	L	1	495,775 A	430,463 A	87	19,106
State Total			685,733 *	615,118 *	90	26,427
KENTUCKY						
District	L	3	357,435 A	250,069 A	70	9,146
LOUISIANA						
District	G	1	322,547	NA		7,412
City and Parish	L	1	652,115	527,207	81	14,985
Justice of the Peace	L	1	NA	NA		
Mayor's	L	1	NA	NA		
State Total						
MAINE						
Superior	G	2	2,350 C	2,320 C	99	189
District	L	4	51,356 C	49,767 C		4,135
State Total			53,706 *	52,087 *	97	4,324
MARYLAND						
District	L	1	1,095,681	928,668 A		21,508
MASSACHUSETTS						
District Court	L	2	483,710	204,092 A		7,907
Boston Municipal Court	L	2	23,267 A	22,479 A	97	380
Housing Court	L	2	NJ	NJ		
State Total			506,977 *	226,571 *		8,287
MICHIGAN						
District	L	4	3,122,508	3,032,871	97	31,947
Municipal	L	4	51,637	50,646	98	528
Probate	L	2	25,603	NA		262
State Total			3,199,748			32,738
MINNESOTA						
District	G	4	1,408,299 A	1,446,194 A	103	30,056
MISSISSIPPI						
Municipal	L	1	NA	NA		
MISSOURI						
Circuit	G	2	381,274 A	373,785 A	98	7,058
Municipal	L	1	NA	NA		
State Total						

(continued on next page)

TABLE 11: Reported Total State Trial Court Traffic/Other Violation Caseload, 1997 (continued)

State/Court name:	Jurisdiction	Parking	Total traffic filings and qualifying footnotes	Total traffic dispositions and qualifying footnotes	Dispositions as a percentage of filings	Filings per 100,000 total population
MONTANA						
City	L	1	12,431 A	NA		1,415
Justice of the Peace	L	1	23,995 C	NA		2,730
Municipal	L	1	4,768	NA		543
State Total			41,194 *			
NEBRASKA						
County	L	1	178,170 A	177,353 A	100	10,753
NEVADA						
Justice	L	1	NA	NA		
Municipal	L	1	NA	NA		
State Total						
NEW HAMPSHIRE						
District	L	4	41,386	NA		3,529
Municipal	L	4	119	NA		10
State Total			41,505			3,539
NEW JERSEY						
Municipal	L	4	5,283,541	5,047,530	96	65,611
NEW MEXICO						
Magistrate	L	3	107,835	101,478	94	6,234
Metropolitan Ct. of Bernalillo County	L	3	96,514	44,699	46	5,580
Municipal	L	1	NA	NA		
State Total						
NEW YORK						
Criminal Court of the City of New York	L	2	247,096 A	215,609 A	87	1,362
District and City	L	4	526,554 A	526,554 A	100	2,903
Town and Village Justice	L	1	NA	NA		
State Total						
NORTH CAROLINA						
District	L	6	1,359,307 C	1,339,515 C	99	18,307
NORTH DAKOTA						
District	G	4	63,403	62,873 A		9,893
Municipal	L	1	NA	50,294 C		
State Total				113,167 *		
OHIO						
Court of Common Pleas	G	2	123,596	124,343	101	1,105
County	L	5	182,604 A	183,345 A	100	1,632
Mayor's	L	1	NA	NA		
Municipal	L	5	1,536,617 A	1,544,650 A	101	13,737
State Total						
OKLAHOMA						
District	G	2	185,419	177,344	96	5,590
Municipal Court Not of Record	L	1	NA	NA		
Municipal Criminal Court of Record	L	1	NA	NA		
State Total						

(continued on next page)

TABLE 11: Reported Total State Trial Court Traffic/Other Violation Caseload, 1997 (continued)

State/Court name:	Jurisdiction	Parking	Total traffic filings and qualifying footnotes	Total traffic dispositions and qualifying footnotes	Dispositions as a percentage of filings	Filings per 100,000 total population
OREGON						
District	L	1	282,954 A	292,763 A	103	8,724
Justice	L	3	NA	NA		
Municipal	L	3	NA	NA		
State Total						
PENNSYLVANIA						
District Justice	L	4	1,776,548	1,717,962	97	14,780
Philadelphia Municipal	L	2	21,365 B	22,577 B	106	178
Philadelphia Traffic	L	1	360,774 A	235,704 A	65	3,002
Pittsburgh City Magistrates	L	4	333,951 A	NA		2,778
State Total			2,492,638 *			20,738
PUERTO RICO						
Court of First Instance	G	2	77,169	75,447	98	2,028
RHODE ISLAND						
District	L	2	NA	NA		
Municipal	L	1	NA	NA		
Administrative Adjudication	L	1	156,776	83,452 A		15,877
State Total						
SOUTH CAROLINA						
Family	L	2	NA	NA		
Magistrate	L	4	547,192 C	540,690 C	99	14,552
Municipal	L	4	391,962	389,192	99	10,424
State Total						
SOUTH DAKOTA						
Circuit	G	3	111,089	111,089	100	15,053
TENNESSEE						
Circuit, Criminal, and Chancery	G	2	15,829	13,150	83	295
General Sessions	L	1	NA	NA		
Municipal	L	1	NA	NA		
State Total						
TEXAS						
County-level	L	2	38,403	72,609 B		198
Justice of the Peace	L	4	1,514,518 A	1,463,481 A	97	7,791
Municipal	L	4	5,934,713 A	5,209,053 A	88	30,529
State Total			7,487,634 *	6,745,143 *		38,518
UTAH						
District	G	4	129,004	134,025	104	6,265
Justice	L	4	292,246	269,123	92	14,193
Juvenile	L	2	1,419	1,438	101	69
State Total			422,669	404,586	96	20,526
VERMONT						
District	G	2	1,291	1,457	113	219
Traffic/Muni Ordinance	L	4	74,918	73,789	98	12,720
State Total			76,209	75,246	99	12,939
VIRGINIA						
Circuit	G	2	NA	NA		
District	L	4	1,761,471 B	1,776,805 B	101	26,158
State Total						

(continued on next page)

TABLE 11: Reported Total State Trial Court Traffic/Other Violation Caseload, 1997 (continued)

State/Court name:	Jurisdiction	Parking	Total traffic filings and qualifying footnotes	Total traffic dispositions and qualifying footnotes	Dispositions as a percentage of filings	Filings per 100,000 total population
WASHINGTON						
District	L	4	609,543	697,227	114	10,865
Municipal	L	4	1,112,716 A	803,186 A	72	19,833
State Total			1,722,259 *	1,500,413 *	87	30,698
WEST VIRGINIA						
Magistrate	L	2	175,275	169,149	97	9,653
Municipal	L	1	NA	NA		
State Total						
WISCONSIN						
Circuit	G	3	549,991	NA		10,639
Municipal	L	3	NA	510,940 A		
State Total						
WYOMING						
County	L	1	78,519 B	94,847 B	121	16,367
Justice of the Peace	L	1	14,773 A	17,318 C		3,079
Municipal	L	1	57,656 C	59,754 C		12,018
State Total			150,948 *	171,919 *		31,464

NOTE: Parking violations are defined as part of the traffic/other violation caseload. However, states and courts within a state differ in the extent to which parking violations are processed through the courts. A code opposite the name of each court indicates the manner in which parking cases are reported by the court. Qualifying footnotes in Table 11 do not repeat the information provided by the code, and, thus, refer only to the status of the statistics on moving traffic, miscellaneous traffic, and ordinance violations. All state trial courts with traffic/other violation jurisdiction are listed in the table regardless of whether caseload data are available. Blank spaces in the table indicate that a particular calculation, such as the total state caseload, is not appropriate. State total "filings per 100,000 population" may not equal the sum of the filing rates for the individual courts due to rounding.

NA = Data are not available.

JURISDICTION CODES:

G = General Jurisdiction
L = Limited Jurisdiction

PARKING CODES:

- 1 = Parking data are unavailable
- 2 = Court does not have parking jurisdiction
- 3 = Only contested parking cases are included
- 4 = Both contested and uncontested parking cases are included
- 5 = Parking cases are handled administratively
- 6 = Uncontested parking cases are handled administratively; contested parking cases are handled by the court

QUALIFYING FOOTNOTES:

The absence of a qualifying footnote indicates that data are complete.

† Data for all Arizona courts, and Georgia Superior, Juvenile, and State Courts are for 1996.

* See the qualifying footnote for each court within the state. Each footnote has an effect on the state's total.

(continued on next page)

TABLE 11: Reported Total State Trial Court Traffic/Other Violation Caseload, 1997 (continued)

A: The following courts' data are incomplete:

Alaska—District Court—Total **traffic/other violation** filed and disposed data do not include some **moving traffic violation** cases and all **ordinance violation** cases.

Arkansas—City Court—Total **traffic/other violation** filed and disposed data do not include **ordinance violation** cases.
 —Municipal Court—Total **traffic/other violation** filed and disposed data do not include **ordinance violation** cases.
 —Police Court—Total **traffic/other violation** filed and disposed data do not include **ordinance violation** cases.

Delaware—Alderman's Court—Total **traffic/other violation** filed and disposed data do not include **ordinance violation** cases.

Florida—County Court—Total **traffic/other violation** disposed data do not include reopened cases.

Georgia—Juvenile Court—Total **traffic/other violation** filed and disposed data do not include cases from nine counties.
 —Magistrate Court—Total **traffic/other violation** filed and disposed data do not include any cases from 34 counties, and partial data from 43 counties.

Idaho—Magistrates Division—Total **traffic/other violation** filed and disposed data do not include **parking** cases.

Indiana—City and Town Courts—Total **traffic/other violation** filed and disposed data do not include some **ordinance violation** and some unclassified traffic cases.

Kansas—Municipal Court—Total **traffic/other violation** filed and disposed data do not include **parking** cases.

Kentucky—District Court—Total **traffic/other violation** filed and disposed data do not include **ordinance violation** cases.

Maryland—District Court—Total **traffic/other violation** disposed data do not include **parking** and **ordinance violation** cases.

Massachusetts—District Court—Total **traffic/other violation** disposed data do not include some **ordinance violation**, some **moving traffic**, some **miscellaneous traffic**, and all **juvenile traffic** cases, and are less than 75% complete.
 —Boston Municipal Court—Total **traffic/other violation** filed and disposed data do not include some cases reported with **misdemeanor** caseload.

Minnesota—District Court—Total **traffic/other violation** filed and disposed data do not include **ordinance violation** cases.

Missouri—Circuit Court—Total **traffic/other violation** filed and disposed data do not include those **ordinance violation** cases heard by municipal judges, and are less than 75% complete.

Montana—City Court—Total **traffic/other violation** filed data do not include cases from several courts.

Nebraska—County Court—Total **traffic/other violation** filed and disposed data do not include **ordinance violation** and **parking** cases.

New York—Criminal Court of the City of New York—Total **traffic/other violation** filed and disposed data do not include **moving traffic**, **miscellaneous traffic**, and some **ordinance violation** cases and are less than 75% complete.
 —District and City Courts—Total **traffic/other violation** filed and disposed data do not include **ordinance violation** cases.

North Dakota—District Court—Total **traffic/other violation** disposed data do not include **juvenile traffic** cases.

Ohio—County Court—Total **traffic/other violation** filed and disposed data do not include **ordinance violation** cases.
 —Municipal Court—Total **traffic/other violation** filed and disposed data do not include **ordinance violation** cases.

Oregon—District Court—Total **traffic/other violation** filed and disposed data do not include **parking** cases.

Pennsylvania—Philadelphia Traffic Court—Total **traffic/other violation** filed and disposed data do not include **ordinance violation**, **parking**, and **miscellaneous traffic** cases, and are less than 75% complete.
 —Pittsburgh City Magistrates Court—Total **traffic/other violation** filed data do not include **ordinance violation** cases.

Rhode Island—Administrative Adjudication Court—Total **traffic/other violation** disposed data are less than 75% complete.

Texas—Justice of the Peace Court—Total **traffic/other violation** filed and disposed data represent a reporting rate of 89%.
 —Municipal Court—Total **traffic/other violation** filed and disposed data represent a reporting rate of 92%.

Washington—Municipal Court—Total **traffic/other violation** filed and disposed data do not include any cases from 17 courts.

Wisconsin—Municipal Court—Total **traffic/other violation** disposed data represent a reporting rate of 98%.

Wyoming—Justice of the Peace Court—Total **traffic/other violation** filed data do not include cases from one court.

B: The following courts' data are overinclusive:

Alabama—District Court—Total **traffic/other violation** filed and disposed data include **DWI/DUI** cases.

Colorado—County Court—Total **traffic/other violation** disposed data include **DWI/DUI** cases.

Delaware—Court of Common Pleas—Total **traffic/other violation** filed and disposed data include all **criminal** cases.
 —Justice of the Peace Court—Total **traffic/other violation** filed and disposed data include **DWI/DUI** cases.

District of Columbia—Superior Court—Total **traffic/other violation** filed and disposed data include **DWI/DUI** cases.

Hawaii—District Court—Total **traffic/other violation** filed and disposed data include some **misdemeanor** cases.

Iowa—District Court—Total **traffic/other violation** filed and disposed data include some **misdemeanor** cases.

Pennsylvania—Philadelphia Municipal Court—Total **traffic/other violation** filed and disposed data include **domestic violence** and some **misdemeanor** cases.

Texas—County-level Court—Total **traffic/other violation** disposed data include some **criminal appeals** cases.

Virginia—District Court—Total **traffic/other violation** filed and disposed data include **DWI/DUI** cases.

Wyoming—County Court—Total **traffic/other violation** filed data include reopened **misdemeanor** and reopened **DWI/DUI** cases. Disposed data include all **misdemeanor** and all **DWI/DUI** cases.

(continued on next page)

TABLE 11: Reported Total State Trial Court Traffic/Other Violation Caseload, 1997 (continued)

C: The following courts' data are incomplete and overinclusive:

Alabama—Municipal Court—Total **traffic/other violation** filed and disposed data include **DWI/DUI** data, but do not include **ordinance violation** cases and data from 63 municipalities.

California—Municipal Court—Total **traffic/other violation** filed and disposed data include **DWI/DUI** cases, but do not include some **ordinance violation** cases, and partial data from one county.

Connecticut—Superior Court—Total **traffic/other violation** filed and disposed data include **DWI/DUI** cases, but do not include **ordinance violation** cases.

Delaware—Municipal Court of Wilmington—Total **traffic/other violation** filed and disposed data include most **DWI/DUI** cases, but do not include **ordinance violation** cases.

Georgia—Probate Court—Total **traffic/other violation** filed and disposed data include **DWI/DUI** cases, but do not include data from 47 of 159 counties, partial data from 18 counties, and are less than 75% complete.

—State Court—Total **traffic/other violation** filed and disposed data include some **DWI/DUI** cases, but do not include cases from 15 of 66 courts.

Maine—Superior Court—Total **traffic/other violation** filed and disposed data include **DWI/DUI** and some **criminal appeals** cases, but do not include **ordinance violation** cases.

—District Court—Total **traffic/other violation** filed and disposed data include **DWI/DUI** and some **misdemeanor** cases, but do not include some **ordinance violation** cases. Disposed data also do not include **parking, miscellaneous traffic, and some moving traffic** cases, and are less than 75% complete.

Montana—Justice of the Peace Court—Total **traffic/other violation** filed data include some City Court cases, but do not include any data from one court and partial data from one court.

North Carolina—District Court—Total **traffic/other violation** filed and disposed data include **DWI/DUI** cases, but do not include some **ordinance violation** cases.

North Dakota—Municipal Court—Total **traffic/other violation** disposed data include **DWI/DUI** cases, but do not include **ordinance violation** and **parking** cases, and represent only the ten municipalities with the highest case volume, thus are less than 75% complete.

South Carolina—Magistrate Court—Total **traffic/other violation** filed and disposed data include **DWI/DUI** cases, but do not include **ordinance violation** cases.

Wyoming—Justice of the Peace Court—Total **traffic/other violation** disposed data include **misdemeanor** and **DWI/DUI** cases, but do not include data from one court.

—Municipal Court—Total **traffic/other violation** filed and disposed data include **misdemeanor** cases, but do not include all cases from nine courts and partial data from three courts. Disposed data also include **DWI/DUI** cases.

TABLE 12: Reported Total State Trial Court Juvenile Caseload, 1997

State/Court name:	Jurisdiction	Point of filing	Total juvenile filings and qualifying footnotes	Total juvenile dispositions and qualifying footnotes	Dispositions as a percentage of filings	Filings per 100,000 juvenile population
ALABAMA						
Circuit	G	A	21,429	20,483	96	2,000
District	L	A	34,039	32,782	96	3,176
State Total			55,468	53,265	96	5,176
ALASKA						
Superior	G	C	2,638	2,104	80	1,401
District	L	I	98	71	72	52
State Total			2,736	2,175	79	1,453
ARIZONA						
Superior†	G	C	18,022	16,839	93	1,410
ARKANSAS						
Chancery and Probate	G	C	21,517	20,705	96	3,247
CALIFORNIA						
Superior	G	C	152,339 A	124,409 A	82	1,702
COLORADO						
District, Denver Juvenile, Denver Probate	G	A	25,825	59,908 B		2,543
CONNECTICUT						
Superior	G	F	23,467	22,256	95	2,962
DELAWARE						
Family	L	C	11,973 A	12,189 A	102	6,749
DISTRICT OF COLUMBIA						
Superior	G	B	6,117	6,131	100	5,706
FLORIDA						
Circuit	G	A	157,735	90,366 A		4,544
GEORGIA						
Juvenile	L	A	105,049 A	98,021 A	93	5,285
HAWAII						
Circuit	G	F	25,793	27,711	107	8,524
IDAHO						
District	G	C	3	3	100	1
Magistrates Division	L	C	16,605	16,440	99	4,726
State Total			16,608	16,443	99	4,727
ILLINOIS						
Circuit	G	C	39,328	42,861	109	1,239
INDIANA						
Probate	G	C	1,140	1,225	107	76
Superior and Circuit	G	C	47,710 B	48,322 B	101	3,186
State Total			48,850 *	49,547 *	101	3,262
IOWA						
District	G	A	10,906	6,195	57	1,504
KANSAS						
District	G	C	22,560	19,309	86	3,279

(continued on next page)

TABLE 12: Reported Total State Trial Court Juvenile Caseload, 1997 (continued)

State/Court name:	Jurisdiction	Point of filing	Total juvenile filings and qualifying footnotes	Total juvenile dispositions and qualifying footnotes	Dispositions as a percentage of filings	Filings per 100,000 juvenile population
KENTUCKY						
District	L	C	55,932 B	51,421 B	92	5,819
LOUISIANA						
District	G	C	10,089	NA		847
Family and Juvenile	G	C	16,661	15,533	93	1,399
City and Parish	L	C	12,338	8,257	67	1,036
State Total			39,088			3,282
MAINE						
District	L	C	7,661	6,705	88	2,577
MARYLAND						
Circuit	G	C	36,366	29,163	80	13,542
District	L	C	7,394	7,218	98	2,753
State Total			43,760	36,381	83	16,295
MASSACHUSETTS						
District Court Department	L	C	36,749	23,520 B		2,532
Juvenile Court Department	L	C	15,498	NA		1,068
State Total			52,247			3,600
MICHIGAN						
Probate	L	C	86,424	NA		3,450
MINNESOTA						
District	G	C	68,477	66,906	98	5,475
MISSISSIPPI						
Chancery	L	C	NA	NA		
County	L	C	NA	NA		
Family	L	C	NA	NA		
State Total						
MISSOURI						
Circuit	G	C	25,424	24,646	97	1,808
MONTANA						
District	G	C	2,361	2,060	87	1,029
NEBRASKA						
County	L	C	6,473	6,316	98	1,456
Separate Juvenile	L	C	4,566	NA		1,027
State Total			11,039			2,482
NEVADA						
District	G	C	NA	NA		
NEW HAMPSHIRE						
District	L	C	9,504	2,441 A		3,210
NEW JERSEY						
Superior	G	F	109,580	110,623	101	5,515
NEW MEXICO						
District	G	C	12,541	11,619	93	2,512

(continued on next page)

TABLE 12: Reported Total State Trial Court Juvenile Caseload, 1997 (continued)

State/Court name:	Jurisdiction	Point of filing	Total juvenile filings and qualifying footnotes	Total juvenile dispositions and qualifying footnotes	Dispositions as a percentage of filings	Filings per 100,000 juvenile population
NEW YORK Family	L	C	57,432	58,245	101	1,259
NORTH CAROLINA District	L	C	40,269	42,643	106	2,150
NORTH DAKOTA District	G	C	11,669	12,199 B		7,063
OHIO Court of Common Pleas	G	E	160,721	161,319	100	5,662
OKLAHOMA District	G	G	13,144	11,572	88	1,497
OREGON Circuit	G	C	21,335	NA		2,632
PENNSYLVANIA Court of Common Pleas	G	G	68,151	63,154	93	2,380
PUERTO RICO Court of First Instance	G	C	11,381	10,451	92	972
RHODE ISLAND Family	L	C	9,915	7,749 A		4,243
SOUTH CAROLINA Family	L	C	24,649 C	23,442 C	95	2,579
SOUTH DAKOTA Circuit	G	B	6,062	NA		3,072
TENNESSEE General Sessions	L	B	NA	NA		
Juvenile	L	B	104,428	152,134 B		7,883
State Total						
TEXAS District	G	C	32,576 A	31,596 A	97	584
County-level	L	C	6,998 A	6,379 A	91	125
State Total			39,574 *	37,975 *	96	710
UTAH Juvenile	L	C	59,706	61,688	103	8,677
VERMONT Family	G	C	2,286	2,255	99	1,571
VIRGINIA District	L	C	160,995 B	160,636 B	100	9,791
WASHINGTON Superior	G	A	50,854	39,878	78	3,496
WEST VIRGINIA Circuit	G	C	6,945	7,068	102	1,687

(continued on next page)

TABLE 12: Reported Total State Trial Court Juvenile Caseload, 1997 (continued)

State/Court name:	Jurisdiction	Point of filing	Total juvenile filings and qualifying footnotes	Total juvenile dispositions and qualifying footnotes	Dispositions as a percentage of filings	Filings per 100,000 juvenile population
WISCONSIN Circuit	G	C	28,359	NA		2,106
WYOMING District	G	C	1,712 A	2,256 A	132	1,299

NOTE: All state trial courts with juvenile jurisdiction are listed in the table regardless of whether caseload data are available. Blank spaces in the table indicate that a particular calculation, such as the total state caseload, is not appropriate. State total "filings per 100,000 population" may not equal the sum of the filing rates for the individual courts due to rounding.

NA = Data are not available.

JURISDICTION CODES:

G = General Jurisdiction
L = Limited Jurisdiction

POINT OF FILING CODES:

M = Missing data
I = Data element is inapplicable
A = Filing of complaint
B = At initial hearing (intake)
C = Filing of petition
E = Issuance of warrant
F = At referral
G = Varies

QUALIFYING FOOTNOTES:

The absence of a qualifying footnote indicates that data are complete.

† Data for Arizona Superior Court and Georgia Juvenile Court are for 1996. Data for Pennsylvania Court of Common Pleas are preliminary 1997 data.

* See the qualifying footnote for each court within the state. Each footnote has an effect on the state's total.

A: The following courts' data are incomplete:

- California—Superior Court—Total **juvenile** filed and disposed data do not include partial data from five courts.
- Delaware—Family Court—Total **juvenile** filed and disposed data do not include **status offense** cases.
- Florida—Circuit Court—Total **juvenile** disposed data do not include re-opened cases, and are less than 75% complete.

- Georgia—Juvenile Court—Total **juvenile** filed and disposed data do not include cases from nine counties.
- Montana—District Court—Total **juvenile** filed data do not include partial year data from one county.
- New Hampshire—District Court—Total **juvenile** disposed data do not include most cases, and are less than 75% complete.
- Rhode Island—Family Court—Total **juvenile** disposed data do not include **child-victim, miscellaneous juvenile, and some criminal-type juvenile petition** cases.
- Texas—District Court—Total **juvenile** filed and disposed data do not include **child-victim petition** cases.
—County-level Court—Total **juvenile** filed and disposed data do not include **child-victim petition** cases and are less than 75% complete.
- Wyoming—District Court—Total **juvenile** filed and disposed data do not include cases from one county that did not report.

B: The following courts' data are overinclusive:

- Colorado—District, Denver Juvenile and Denver Probate Court—Total **juvenile** disposed data include **adoption, paternity, and some support/custody** cases.
- Indiana—Superior and Circuit Courts—Total **juvenile** filed and disposed data include some **support/custody** cases.
- Kentucky—District Court—Total **juvenile** filed and disposed data include **paternity** cases.
- Massachusetts—District Court—Total **juvenile** disposed data include all **juvenile traffic** cases.
- North Dakota—District Court—Total **juvenile** disposed data include **traffic/other violation** cases.
- Tennessee—Juvenile Court—Total **juvenile** disposed data are somewhat inflated. Disposed data are counted by number of actions rather than number of referrals.
- Virginia—District Court—Total **juvenile** filed and disposed data include some **domestic relations** cases.

C: The following courts' data are incomplete and overinclusive:

- South Carolina—Family Court—Total **juvenile** filed and disposed data include **traffic/other violation** cases, but do not include **child-victim petition** cases.

TABLE 13: Mandatory Caseload in State Appellate Courts, 1988-1997

State/Court name:	Number of filings and qualifying footnotes									
	1988	1989	1990	1991	1992	1993	1994	1995	1996	1997
States with one court of last resort and one intermediate appellate court										
ALASKA										
Supreme Court	363	342	347	356	315	365	469	553	333	286
Court of Appeals	435	404	429	454	383	411	371	371	384	327
ARIZONA										
Supreme Court	112 A	159 A	92	100	83	94	126	91	77	161
Court of Appeals	3,902	3,858	4,491	4,746	4,603	3,722	3,340	3,298	3,610	3,607
ARKANSAS										
Supreme Court	400 C	443 C	482 C	534 C	512 C	514 C	567 C	548 C	548 C	562 C
Court of Appeals	899	1,079	1,096	1,200	1,021	1,129	1,091	1,141	1,077	1,121
CALIFORNIA										
Supreme Court	319 A	380 A	522	31	36	38	27	30	30	38
Courts of Appeal	10,954	11,542	13,012	13,024	14,763	14,308	14,267	14,923	15,641	16,881
COLORADO										
Supreme Court	197	205	228	202	198	170	162 A	161 A	183 A	179 A
Court of Appeals	1,946	2,012	2,269	2,147	2,201	2,209	2,287	2,179	2,289	2,245
CONNECTICUT										
Supreme Court	86	274	281	302	254	158	38	50	58	67
Appellate Court	995	985	1,107	1,091	1,127	1,164	NA	1,227	1,179 B	1,267 B
FLORIDA										
Supreme Court	158	191	210	232	215	261	102	90	99	100
District Cts. of Appeal	14,195	13,924	14,386	15,670	16,492	15,799	15,858	18,241	18,542	18,932
GEORGIA										
Supreme Court	639 B	674 B	690	696	706	613	708	655	675	757
Court of Appeals	2,306 B	2,361 B	2,384	2,265	2,455	2,601	3,300	3,213	2,967	3,034
HAWAII										
Supreme Court	715 B	650 B	486	688	541	605	610	721	715	695
Intermediate Ct. of App.	120	140	138	123	257	311	295	220	163	132
IDAHO										
Supreme Court	382 B	366 B	349 B	398 B	400 B	398 B	438 C	432 C	508 C	559 C
Court of Appeals	227	221	215	224	308	239	222	371	353	338
ILLINOIS										
Supreme Court	275	153	199	182	860	881	1,226	1,224	1,311	1,297
Appellate Court	8,119 B	8,139 B	8,191 B	8,785 B	9,126 B	9,116 B	8,889 B	9,010 B	8,982 B	9,301 B
IOWA										
Supreme Court	801 B	1,303	1,211	1,355	1,398	1,324	1,538 B	1,506 B	1,491 B	1,574 B
Court of Appeals	728	678	743	654	684	673	616	742	809	797
KANSAS										
Supreme Court	347	179	165	147	184	201	334	283	271	224
Court of Appeals	1,176 B	1,154 B	1,201 B	1,297 B	1,389 B	1,488 B	1,797 B	2,125 B	2,312 B	2,075 B
KENTUCKY										
Supreme Court	258	304	281	357	316	289	416	398	526	436
Court of Appeals	2,665	2,712	2,569	2,882	3,040	2,924	2,977	3,305	3,388	3,242

Number of dispositions and qualifying footnotes

<u>1988</u>	<u>1989</u>	<u>1990</u>	<u>1991</u>	<u>1992</u>	<u>1993</u>	<u>1994</u>	<u>1995</u>	<u>1996</u>	<u>1997</u>
394	298	349	306	405	303	316	274	627	350
403	431	387	389	457	440	355	355	365	353
79 A	133 A	162	122	97	88	127	101	91	92
3,240	3,478	3,659	4,095	4,026	4,815	3,813	3,439	3,815	3,908
457 C	421 C	448 C	508 C	512 C	506 C	556 C	550 C	502 C	544 C
827	978	1,016	1,199	1,126	1,064	997	939	1,042	1,315
101 A	46 A	20 A	28	26	25	18	10	14	13
10,577	13,886	14,584	12,880	16,688	14,574	14,481	14,524	15,024	12,600
NA	NA	NA	NA	NA	NA	NA	NA	NA	NA
2,028	2,193	2,105	2,192	2,335	2,269	2,192	2,156	2,318	2,274
NA	296	285	301	230	255	NA	NA	NA	NA
1,026 B	1,135 B	1,107 B	1,067 B	1,017 B	1,034 B	1,033 B	1,191 B	1,153 B	1,275 B
154	156	207	216	234	255	134	81	94	135
13,559	14,073	14,503	15,994	15,766	15,766	16,465	17,663	18,674	19,021
NA	NA	502	649	776	679	851	775	852	402
1,986 B	1,918 B	1,535	1,886	2,498	2,695	3,363	3,379	3,161	3,028
609 B	749 B	571	614	519	318	610	722	644	822
129	138	120	126	171	132	295	158	187	411
332 B	347 B	369 B	397 B	399 B	416 B	438 C	456 C	487 C	598 C
162	231	204	260	277	268	222	265	370	337
292	191	185	137	879	839	1,226	1,227	1,275	1,230
7,648 B	7,722 B	7,951 B	8,387 B	8,481 B	8,746 B	8,889 B	9,790 B	9,413 B	9,578 B
899 B	970 B	947 B	1,110	1,145	1,207	1,240 B	1,273 B	1,312 B	1,073 B
669	799	662	682	696	660	658	710	788	801
459	290	267	291	272	298	410 B	882 B	861 B	989 B
1,174 B	1,218 B	1,152 B	1,165 B	1,291 B	1,353 B	1,591 B	1,628 B	1,891 B	1,961 B
302	305	278	324	316	297	408	367	418	457
2,243	2,438	2,463	2,347	2,836	2,841	2,72 7	3,175	3,232	3,201

(continued on next page)



TABLE 13: Mandatory Caseload in State Appellate Courts, 1988-1997 (continued)

State/Court name:	Number of filings and qualifying footnotes									
	1988	1989	1990	1991	1992	1993	1994	1995	1996	1997
LOUISIANA										
Supreme Court	124	108	82	106	157	175	143	128	146	153
Courts of Appeal	3,967	3,562	3,835	3,782	4,008	4,007	4,070	3,920	4,092	3,964
MARYLAND										
Court of Appeals	242 B	205 B	261	259	222	253	243	223	246	254
Court of Spec. Appeals	1,754	1,841	2,006	2,035	1,956	2,031	1,974	2,121	2,042	1,913
MASSACHUSETTS										
Supreme Judicial Court	96 A	75 A	86 A	81 A	90 A	93 A	123 A	125 A	134 A	152 A
Appeals Court	1,394 B	1,451 B	1,568	1,527	1,871	1,814	2,068	2,095	2,126	2,235
MICHIGAN										
Supreme Court	4	4	2	2	5	2	6	1	2	3
Court of Appeals	8,559 B	10,951 B	12,340 B	11,825 B	10,159 B	9,270 B	8,054 B	7,591 B	5,782 B	5,006 B
MINNESOTA										
Supreme Court	271	248	282	269	229	222	208	178	205	171
Court of Appeals	2,065	1,772	2,157	1,828	2,314	2,337	2,380	2,497	2,353	2,177
MISSISSIPPI										
Supreme Court	919	773	961	912	1,025	1,113	1,013	1,063	1,159 B	1,210 B
Court of Appeals	NC	NC	NC	NC	NC	NC	NC	535	643	719
MISSOURI										
Supreme Court	219	227	247	371	257	291	264	272	228	273
Court of Appeals	3,315	3,659	3,565	3,706	3,826	4,032	4,473	4,405	4,539	4,168
NEBRASKA										
Supreme Court	1,103 B	1,497 B	1,207 B	834 B	40 B	32 B	69 B	54	60	44
Court of Appeals	NC	NC	NC	NC	2,041 B	1,103 B	1,184 B	1,349 B	1,279 B	1,322 B
NEW JERSEY										
Supreme Court	357	413	387	501	407	389	410	212	205	546
Appel. Div. of Superior	6,458 B	6,492 B	7,007	6,569	6,871	6,712	7,148	7,307	7,911	7,509
NEWMEXICO										
Supreme Court	296	368	297	310	232	236	234	198	78	102
Court of Appeals	648	777	797	768	756	778	750	819	941	965
NORTH CAROLINA										
Supreme Court	147	109	116	137	112	120	131	119	102	81
Court of Appeals	1,351 B	1,378 B	1,408	1,325	1,304	1,329	1,400	1,478	1,470	1,565
OHIO										
Supreme Court	500	535	685	592	581	705	812	818	943	891
Court of Appeals	10,005	10,771	10,721	11,031	11,377	11,010	11,032	11,435	12,455	12,488
OREGON										
Supreme Court	192	217	194	197	230	172	201	310	329	326
Court of Appeals	3,739	3,795	4,584	5,123	5,102	4,410	4,440	4,426	4,466	4,631
PUERTO RICO										
Supreme Court	NA	NA	NA	NA	NA	NA	NA	209	363	95
Court of Appeals	NC	NC	NC	NC	NC	NC	NC	1,425	1,454	1,739

Number of dispositions and qualifying footnotes

1988	1989	1990	1991	1992	1993	1994	1995	1996	1997
134 3,429	105 3,646	95 3,517	101 3,745	157 4,361	152 4,297	116 4,258	121 4,139	162 4,090	157 3,872
183 B 1,762	221 B 1,811	244 1,808	243 1,824	240 2,019	222 2,047	212 1,979	223 2,105	182 1,997	190 1,891
NA NA	NA NA	NA 1,171	NA 1,450	NA 1,214	NA 1,763	104 A 1,709	131 A 1,851	105 1,294	127 A 2,115
NA 8,497 B	NA 8,983 B	NA 10,503 B	NA 10,237 B	NA 11,662 B	NA 13,037 B	NA 12,824 B	NA 12,596 B	NA 10,842 B	NA 10,233 B
250 1,949	242 1,872	260 2,042	219 1,818	238 2,252	231 2,409	174 2,373	187 2,441	181 2,391	163 2,211
793 NC	840 NC	944 NC	922 NC	872 NC	718 NC	805 NC	772 535	500 643	894 719
222 3,145	227 3,331	267 3,568	376 3,440	258 3,641	283 3,786	259 4,302	226 4,285	236 4,349	255 4,515
1,094 B NC	1,277 B NC	1,022 B NC	1,420 B NC	634 B 886 B	429 B 1,159 B	315 B 895 B	300 B 1,106 B	305 B 1,172 B	305 B 1,111 B
349 6,494 B	383 6,531 B	401 6,284	556 6,770	425 6,445	391 6,601	405 6,980	206 7,416	190 7,530	493 7,842
NA 690 B	365 A 741 B	313 763 B	386 771 B	NA 751 B	196 838 B	194 936 B	257 827 B	68 894 B	66 925 B
213 1,272 B	95 1,188 B	102 1,366	119 1,414	128 1,099	89 1,158	110 1,550	134 1,420	134 1,425	129 1,559
462 9,668	457 9,871	531 10,928	648 11,569	627 11,944	594 11,325	819 11,565	701 11,551	915 12,509	827 12,440
322 B 3,985	301 B 3,601	271 B 3,725	257 B 4,558	403 B 5,060	290 B 5,625	296 B 4,592	282 B 4,430	282 B 4,321	263 B 4,474
NA NC	NA NC	NA NC	NA NC	NA NC	NA NC	NA NC	212 586	341 948	183 1,442

(continued on next page)

TABLE 13: Mandatory Caseload in State Appellate Courts, 1988-1997 (continued)

State/Court name:	Number of filings and qualifying footnotes									
	1988	1989	1990	1991	1992	1993	1994	1995	1996	1997
SOUTH CAROLINA										
Supreme Court	624	463	602	339	587	417	443	301	275	355
Court of Appeals	307	448	370	425	383	585	461	680	756	907
UTAH										
Supreme Court	443 B	498 B	566 B	553 B	553 B	592 B	631 B	584 B	558 B	616 B
Court of Appeals	721 B	764 B	629 B	755 B	865 B	830 B	785 B	838 B	842 B	741 B
VIRGINIA										
Supreme Court	NA	NA	13	20	63	82	71	59	88	58
Court of Appeals	455	443	464	490	678	600	663	772	839	712
WASHINGTON										
Supreme Court	123 B	101 B	148 B	137 B	126 B	146 B	113 B	111 B	111 B	94 B
Court of Appeals	3,157	3,222	3,653	3,789	3,693	3,396	3,503	3,663	3,678	3,618
WISCONSIN										
Supreme Court	NJ	NJ	NJ	NJ	NJ	NJ	NJ	NJ	NJ	NJ
Court of Appeals	2,147	2,355	2,853 B	2,970 B	3,187 B	3,290 B	3,345 B	3,532 B	3,628 B	3,763 B
States with no intermediate appellate court										
DELAWARE										
Supreme Court	473 B	517 B	483 B	473 B	530 B	542 B	488 B	530 B	532 B	551 B
DISTRICT OF COLUMBIA										
Court of Appeals	1,624	1,515	1,650	1,567	1,643	1,724	1,689	1,832	2,008	2,076
MAINE										
Supreme Judicial Court	528 C	540 C	622 C	646 C	569 C	654 C	1,038 B	988 B	841 B	724 B
MONTANA										
Supreme Court	597 A	627 A	633 A	636 A	533 A	521 A	633 A	521 A	731 A	729 A
NEVADA										
Supreme Court	991	997	1,089	1,080	1,129	1,138	1,256	1,350	1,911	1,835
NEW HAMPSHIRE										
Supreme Court	NJ	NJ	NJ	NJ	NJ	NJ	NJ	NJ	NJ	NJ
NORTH DAKOTA										
Supreme Court	367	397	429	456	377	403	360	403	367	387
RHODE ISLAND										
Supreme Court	410	455	465	445	413	449	463	477	406	476
SOUTH DAKOTA										
Supreme Court	428 B	387 B	403 B	366 B	354 B	386 B	351 B	358 B	412 B	367 B
VERMONT										
Supreme Court	620	619	590	542	610	622	634	640	633	558
WEST VIRGINIA										
Supreme Court of Appeals	NJ	NJ	NJ	NJ	NJ	NJ	NJ	NJ	NJ	NJ

Number of dispositions and qualifying footnotes

1988	1989	1990	1991	1992	1993	1994	1995	1996	1997
385 B 367	537 B 377	537 B 367	560 B 374	544 B 420	572 B 602	503 B 515	557 B 523	436 B 694	NA B 886
617 B NA	642 B 785 B	556 B 691 B	560 B 725 B	675 B 799 B	718 B 847 B	478 B 887 B	584 B 848 B	604 B 748 B	632 B 805 B
NA NA	NA NA	13 NA	13 NA	58 NA	66 NA	77 635	61 725	73 876	70 886
154 B 3,289	127 B 2,902	139 B 3,086	159 B 2,991	136 B 3,493	131 B 3,350	143 B 3,530	102 B 3,545	109 B 3,725	100 B 4,364
NJ 2,368	NJ 2,414	NJ 2,612 B	NJ 2,955 B	NJ 2,942 B	NJ 3,226 B	NJ 3,262 B	NJ 3,465 B	NJ 3,638 B	NJ 3,679 B
407 B 1,602	480 B 1,598	553 B 1,798	439 B 1,727	549 B 1,474	552 B 1,655	482 B 1,566	495 B 1,482	535 B 1,783	537 B 2,129
507 C NA	517 C 618 A	618 C 624 A	590 C 578 A	571 C 437 A	544 C 441 A	818 B 540 A	732 B 543 A	800 B 493 A	769 B 673 A
922 NJ	1,047 NJ	1,057 NJ	1,035 NJ	987 NJ	943 NJ	1,131 NJ	1,078 NJ	1,370 NJ	1,471 NJ
405 403	381 396	439 476	408 472	414 421	382 400	383 427	371 410	384 403	389 488
463 B 593	484 B 624	434 B 685	428 B 656	341 B 612	425 B 673	406 B 610	461 B 632	461 B 671	504 B 619
NJ	NJ	NJ	NJ	NJ	NJ	NJ	NJ	NJ	NJ

(continued on next page)

TABLE 13: Mandatory Caseload in State Appellate Courts, 1988-1997 (continued)

State/Court name:	Number of filings and qualifying footnotes									
	1988	1989	1990	1991	1992	1993	1994	1995	1996	1997
WYOMING										
Supreme Court	357	321	314	301	302	306	335	345	357	380
States with multiple appellate courts at any level										
ALABAMA										
Supreme Court	765	806	867	1,028	741	737	1,158	879	830	811
Court of Civil Appeals	529	556	651	770	738	830	906	1,167	1,530	1,447
Court of Criminal Appeals	1,784	2,122	2,042	1,953	2,027	2,094	2,260	2,490	2,364	2,472
INDIANA										
Supreme Court	NA	336	199	210	154	231	224	231	284	287
Court of Appeals	1,222 B	1,516	1,966	1,779	1,752	1,872	1,867	1,803	2,126	2,071
Tax Court	72	71	63	69	110	101	288	135	186	205
NEW YORK										
Court of Appeals	324	330	302	289	280	NA	502	499	451	432
Appellate Division of Supreme Court	10,740 B	11,338 B	10,577 B	10,339 B	11,187 B	10,236 B	10,788 B	10,851 B	11,450 B	11,676 B
Appellate Terms of Supreme Court	2,192 B	2,461 B	2,245 B	2,201 B	2,092 B	2,502 B	2,209 B	2,371 B	2,455 B	2,136 B
OKLAHOMA										
Supreme Court	809	862	1,033	732	1,509	1,458	1,442	1,417	1,411	1,514
Court of Civil Appeals	1,362	1,373	1,323	1,184	1,143	1,495	1,249	1,213	1,117	581
Court of Criminal Appeals	1,046 B	1,192 B	1,445 B	1,244 B	1,268	1,268	1,571	1,367	1,514	1,742
PENNSYLVANIA										
Supreme Court	121	94	225	97	270	289	365	307	447	429
Commonwealth Court	3,164 A	3,115 A	3,491 A	3,774 A	3,571 A	4,208 A	4,380 A	4,939 A	4,594 A	4,453 A
Superior Court	6,439 B	6,040 B	6,291	6,743	7,121	6,964	7,554	7,606	7,817	9,001
TENNESSEE										
Supreme Court	161	161	107	192	239	271	314 B	307 B	400 B	400 B
Court of Appeals	889	889	980	961	1,046	1,050	1,103 B	1,106 B	1,152 B	1,117 B
Court of Criminal Appeals	994	994	1,002	899	1,007	1,007	1,167 B	1,088 B	1,338 B	1,374 B
TEXAS										
Supreme Court	3	3	3	2	7	2	13	0	9	5
Court of Criminal Appeals	3,578	3,504	2,281	2,189	2,751	2,870	3,590	4,232	4,963	6,287
Courts of Appeals	8,250	8,813	8,062	8,563	10,722	9,420	9,297	9,734	10,742	10,754

Number of dispositions and qualifying footnotes

<u>1988</u>	<u>1989</u>	<u>1990</u>	<u>1991</u>	<u>1992</u>	<u>1993</u>	<u>1994</u>	<u>1995</u>	<u>1996</u>	<u>1997</u>
334	363	287	300	331	306	282	387	318	344
603	1,104	1,248	1,248	782	757	1,154	1,005	830	819
576	528	641	673	691	761	823	1,949	1,348	1,572
1,774	1,927	1,904	2,243	2,127	2,110	2,096	2,400	2,331	2,323
380	418	259	245	160	228	220	226	266	289
1,137 B	1,334	1,657	2,162	1,744	1,592	1,864	1,838	1,934	1,763
64	70	85	43	76	77	123	252	121	152
369	295	287	293	306	296	249	340	295	260
13,225 B	14,534 B	12,540 B	12,885 B	11,854 B	12,475 B	13,508 B	18,831 B	19,200 B	18,874 B
2,124 B	2,034 B	2,179 B	2,235 B	2,157 B	1,998 B	2,091 B	2,356 B	2,401 B	2,367 B
852 B	NA	NA	NA	1,841	1,700	1,739	1,483	1,672	1,494
1,215	1,337	1,038	1,123	1,399	1,260	1,360	1,267	1,143	679
693	773	774	814	1,320	1,388	1,625	1,808	1,806	1,670
NA	NA	NA	NA	441	304	348	446	683	676
4,392 B	3,973 B	3,519 B	3,551 B	3,558 B	3,837 B	4,267 B	4,681 B	4,043 B	4,996 B
6,416 B	6,218 B	6,079	6,514	6,428	7,417	6,791	7,558	7,693	7,825
NA	NA	NA	NA	NA	NA	391 B	418 B	499 B	397 B
1,015 B	1,015 B	924	932	954	1,069	1,021 B	1,201 B	1,047 B	1,108 B
794 B	794 B	843 B	923 B	1,101	863	937 B	1,099 B	1,015 B	1,164 B
3	1	3	2	6	3	13	0	8	5
3,546	3,806	2,487	2,273	2,482	2,723	3,628	4,782	4,555	6,156
7,984	8,416	8,134	8,091	9,281	9,654	9,543	9,649	10,164	11,249

(continued on next page)

TABLE 13: Mandatory Caseload in State Appellate Courts, 1988-1997 (continued)

COURT TYPE:

COLR = Court of last resort
IAC = Intermediate appellate court

NOTE:

NA = Indicates that the data are unavailable.
NC = Indicates that the court did not exist during that year.
NJ = Indicates that the court does not have jurisdiction.

* Connecticut—Supreme Court—Mandatory filings were counted differently starting in 1994.
* Alaska—Court of Appeals—Data problem in 1995. The 1994 numbers are repeated again in 1995.

QUALIFYING FOOTNOTES:

An absence of a qualifying footnote indicates that the data are complete.

A: The following courts' data are incomplete:

- Arizona—Supreme Court—Data for 1988-1989 do not include **mandatory judge disciplinary** cases.
- California—Supreme Court—Filed data for 1988-1989 and disposed data for 1988-1990 do not include **judge disciplinary** cases.
- Colorado—Supreme Court—Filed data for 1994-1997 do not include some **mandatory disciplinary cases** and some **mandatory interlocutory decisions**.
- Massachusetts—Supreme Judicial Court—Data for 1988-1997 do not include **attorney disciplinary** and other cases filed in the "Single Justice" side of the court. In the 1997 court year, 84 such attorney disciplinary cases, and 699 other non-discretionary cases were filed in the "Single Justice" side of the court.
- Montana—Supreme Court—Data for 1988-1989 do not include **advisory opinions** and some **original proceedings**. Data for 1990-1997 do not include **administrative agency, advisory opinions, and original proceedings** disposed.
- New Mexico—Supreme Court—Disposed data for 1989 do not include **criminal or administrative agency** cases.
- Pennsylvania—Commonwealth Court—Filed data for 1988-1989 do not include transfers from the Superior Court and Court of Common Pleas. Filed data for 1990-1996 also do not include some **original proceedings** and some **administrative agency appeals**.

B: The following courts' data are overinclusive:

- Connecticut—Appellate Court—Disposed data for 1988-1997 include **discretionary dispositions**.
- Delaware—Supreme Court—Data for 1988-1997 include some **discretionary petitions** and filed data for 1988-1997 include **discretionary petitions** that were **granted**.
- Georgia—Supreme Court—Total **mandatory** filed data for 1988-1989 include some **discretionary petitions** that were **granted** and refiled as appeals.
—Court of Appeals—Total **mandatory** data for 1988-1989 include all **discretionary petitions** that were **granted** and refiled as appeals.
- Hawaii—Supreme Court—Data for 1988-1989 include some **discretionary petitions granted**.

- Idaho—Supreme Court—Data for 1988-1993 include **discretionary petitions** that were **granted**.
- Illinois—Appellate Court—Data for 1988-1997 include all **discretionary petitions**.
- Indiana—Court of Appeals—Data for 1988 include all **discretionary petitions**.
- Iowa—Supreme Court—Filed data for 1988 include some **discretionary petitions** that were dismissed by the court. Disposed data for 1988-1990 include some **discretionary petitions** that were dismissed by the court. Data for 1994-1997 include **discretionary original proceedings** and **discretionary administrative agency cases granted** review and disposed.
- Kansas—Supreme Court—Disposed data for 1994-1997 include all **discretionary petitions**.
—Court of Appeals—Filed data for 1988-1997 include a few **discretionary petitions** that were **granted**. Disposed data for 1988-1997 include all **discretionary petitions**.
- Maine—Supreme Judicial Court—Data for 1994-1997 include **discretionary petitions**.
- Maryland—Court of Appeals—Data for 1988-1989 include **discretionary petitions** that were **granted**, and refiled as appeals.
- Massachusetts—Appeals Court—Filed data for 1988-1989 include all **discretionary petitions**.
- Michigan—Court of Appeals—Data for 1988-1997 include **discretionary petitions**.
- Mississippi—Supreme Court—Filed data for 1996 and 1997 include all **discretionary petitions**.
- Nebraska—Supreme Court—Filed data for 1988-1994 include **discretionary petitions**. Disposed data for 1988-1997 include **discretionary petitions**.
—Court of Appeals—Data for 1992-1997 include **discretionary petitions**.
- New Jersey—Appellate Division of Superior Court—Data for 1988-1989 include all **discretionary petitions** that were **granted**.
- New Mexico—Court of Appeals—Disposed data for 1988-1997 include **interlocutory decisions**.
- New York—Appellate Divisions and Terms of Supreme Court—Data for 1988-1996 include all **discretionary petitions**.
- North Carolina—Court of Appeals—Mandatory data for 1988-1989 include some **discretionary petitions** that were **granted** and refiled as appeals. Data include some cases where relief, not review, were granted.
- Oklahoma—Supreme Court—Disposed data for 1988 include **granted discretionary petitions** that were disposed.
—Court of Criminal Appeals—Data for 1988-1991 include all **discretionary petitions**.
- Oregon—Supreme Court—Disposed data for 1988-1997 include all **discretionary petitions** that were **granted**.
- Pennsylvania—Superior Court—Data for 1988-1989 include all **discretionary petitions disposed** that were **granted**.
—Commonwealth Court—Disposed data for 1988-1997 include some **discretionary petitions**.
- South Carolina—Supreme Court—Disposed data for 1988-1997 include **discretionary petitions**.
- South Dakota—Supreme Court—Data for 1988-1997 include **discretionary advisory opinions**.
- Tennessee—Supreme Court—Data for 1994-1997 include **discretionary petitions** that were **granted**.
—Court of Appeals—Disposed data for 1988-1989 include **discretionary petitions**. Data for 1994-1997 include **discretionary petitions** that were **granted**.

(continued on next page)

TABLE 13: Mandatory Caseload in State Appellate Courts, 1988-1997 (continued)

—Court of Criminal Appeals—Disposed data for 1988-1991 include all **discretionary petitions**. Data for 1994-1997 include **discretionary petitions** that were **granted**.

Utah—Supreme Court—Data for 1988-1997 include all **discretionary petitions**.

—Court of Appeals—Data for 1988-1997 include all **discretionary petitions**.

Washington—Supreme Court—Data for 1988-1997 include some **discretionary petitions**.

Wisconsin—Court of Appeals—Data for 1990-1997 include **discretionary interlocutory decisions**.

C: The following courts' data are both incomplete and overinclusive:

Arkansas—Supreme Court—Data for 1988-1997 include some **discretionary petitions**, but do not include **mandatory attorney disciplinary cases** and **mandatory advisory opinions**.

Idaho—Supreme Court—Data for 1994-1997 include **discretionary petitions** that were **granted**, but do not include **interlocutory decisions** or **advisory opinions**.

Maine—Supreme Judicial Court Sitting as Law Court—1988-1993 data include **discretionary petitions**, but do not include **mandatory disciplinary** and **advisory opinion** cases.

TABLE 14: Discretionary Petitions in State Appellate Courts, 1988-1997

State/Court name:	Number of filings and qualifying footnotes									
	1988	1989	1990	1991	1992	1993	1994	1995	1996	1997
States with one court of last resort and one intermediate appellate court										
ALASKA										
Supreme Court	244	251	231	256	253	226	199	200	185	200
Court of Appeals	62	62	61	60	63	50	51	51	48	59
ARIZONA										
Supreme Court	1,018 B	1,004 B	1,044 B	1,082	1,123	1,309	1,221	1,304	1,594	1,820
Court of Appeals	60	52	83	113	185	205	198	201	188	218
ARKANSAS										
Supreme Court	NA	NA	NA	NA	NA	NA	NA	NA	NA	877
Court of Appeals	NJ	NJ	NJ	NJ	NJ	NJ	NJ	NJ	NJ	1,264
CALIFORNIA										
Supreme Court	4,351	4,214	4,622	4,992	5,367	5,810	6,758	6,299	6,808	7,563
Courts of Appeal	7,005	6,966	7,236	7,025	6,865	7,163	7,119	7,403	8,069	8,879
COLORADO										
Supreme Court	825	993	1,072	1,063	1,115	1,081	1,115	1,197	1,218	1,332
Appellate Court	NJ	NJ	NJ	NJ	NJ	NJ	NJ	NJ	NJ	NJ
CONNECTICUT										
Supreme Court	162	204	196	207	218	NA	120 *	274	363	453
Appellate Court	98	105	109	95	80	NA	59	NA	NA	NA
FLORIDA										
Supreme Court	1,668	1,562	1,710	1,754	1,629	1,681	1,868	2,085	2,428	2,394
District Courts of Appeal	2,285	2,259	2,457	2,591	2,644	2,883	3,123	3,455	3,580	3,579
GEORGIA										
Supreme Court	998	1,101	1,079	1,085	1,078	1,179	1,246	1,399	1,257	1,362
Court of Appeals	717	809	794	450	957	925	611	419	483	479
HAWAII										
Supreme Court	45	42	43	32	55	48	38	23	32	86
Intermediate Ct. of Ap.	NJ	NJ	NJ	NJ	NJ	NJ	NJ	NJ	NJ	NJ
IDAHO										
Supreme Court	76	91	77	93	92	101	127	96	127	107
Court of Appeals	NJ	NJ	NJ	NJ	NJ	NJ	NJ	NJ	NJ	NJ
ILLINOIS										
Supreme Court	1,558	1,558	1,582	1,673	1,887	1,572	1,895	2,121	2,374	2,308
Appellate Court	NA	NA	NA	NA	NA	NA	NA	NA	NA	NA
IOWA										
Supreme Court	371	NA	NA	NA	NA	NA	NA	NA	NA	NA
Court of Appeals	NJ	NJ	NJ	NJ	NJ	NJ	NJ	NJ	NJ	NJ
KANSAS										
Supreme Court	NA	526	461	500	495	508	525	566	604	786
Court of Appeals	NA	NA	NA	NA	NA	NA	NA	NA	NA	NA
KENTUCKY										
Supreme Court	686 A	748 A	753 A	788 A	664	771	724	806	707	751
Court of Appeals	92	89	59	314	81	114	108	105	102	105

Number of dispositions and qualifying footnotes

1988	1989	1990	1991	1992	1993	1994	1995	1996	1997
255 66	243 56	235 64	241 66	271 60	241 52	212 56	199 56	176 51	206 66
905 B 63	995 B 53	1,006 B 56	1,061 99	1,074 156	1,237 177	1,220 180	1,354 260	1,555 193	1,500 205
NA NJ	NA NJ	NA NJ	NA NJ	NA NJ	NA NJ	NA NJ	NA NJ	NA NJ	799 1,436
4,052 7,334	4,442 7,070	4,442 7,438	4,907 7,266	5,440 5,727	5,775 7,216	6,783 7,290	6,554 7,531	6,524 8,146	7406 1,5487
1,001 B NJ	1,215 B NJ	1,261 B NJ	1,326 B NJ	1,286 B NJ	1,261 B NA	1,290 B NJ	1,316 B NJ	1,369 NJ	1,432 NJ
278 NA	NA NA	155 46	NA NA	NA NA	NA NA	255 NA	238 NA	238 NA	458 NA
1,806 1,839	1,389 1,893	1,639 2,297	1,800 2,421	1,656 2,404	1,676 2,703	1,931 2,745	2,017 3,326	2,448 3,352	2,238 3,221
1,615 B 683	1,885 B 706	1,559 B 794	986 B 386	854 957	983 919	992 559	1,398 595	1,257 502	1,330 481
42 NJ	45 NJ	43 NJ	32 NJ	50 NJ	49 NJ	42 NJ	22 NJ	32 NJ	86 NJ
84 NJ	88 NJ	86 NJ	79 NJ	107 NJ	94 NJ	112 NJ	114 NJ	125 NJ	105 NJ
1,482 NA	1,484 NA	1,498 NA	1,551 NA	1,808 NA	1,499 NA	1,793 NA	2,193 NA	2,118 NA	2,247 NA
291 A NJ	303 A NJ	311 A NJ	501 A NJ	184 A NJ	159 A NJ	186 A NJ	183 A NJ	171 NJ	NA NJ
NA NA	NA NA	NA NA	NA NA	NA NA	NA NA	NA NA	NA NA	NA NA	NA NA
678 A 77	640 A 89	718 A 76	702 A 315	731 62	725 118	735 103	678 109	700 116	720 101

(continued on next page)

TABLE 14: Discretionary Petitions in State Appellate Courts, 1988-1997 (continued)

State/Court name:	Number of filings and qualifying footnotes									
	1988	1989	1990	1991	1992	1993	1994	1995	1996	1997
LOUISIANA										
Supreme Court	2,657	2,776	2,684	2,298	3,181	3,021	3,028	3,000	2,955	3,068
Courts of Appeal	3,877	4,189	3,980	4,844	4,926	4,773	5,084	5,373	5,426	6,134
MARYLAND										
Court of Appeals	682	598	626	646	658	765	688	772	745	683
Court of Spec. Appeals	220	230	204	254	193	332	350	509	378	436
MASSACHUSETTS										
Supreme Judicial Court	563 A	592 A	444 A	501 A	563 A	670 A	684 A	753 A	728	768
Appeals Court	886	959	916	950	969	996	1,016	988	945	NJ
MICHIGAN										
Supreme Court	2,662	2,805	2,507	2,233	2,422	2,747	3,182	3,172	2,768	2,844
Court of Appeals	NA	NA	NA	NA	2,801	2,845	2,668	2,768	3,325	3,407
MINNESOTA										
Supreme Court	651	711	662	703	767	733	774	785	743	741
Court of Appeals	331	295	312	482	68	66	76	51	65	51
MISSISSIPPI										
Supreme Court	0	43	64	80	65	69	60	84	NA	NA
Court of Appeals	NC	NC	NC	NC	NC	NC	NC	NJ	NA	NA
MISSOURI										
Supreme Court	900	857	809	710	771	734	781	791	690	645
Court of Appeals	NJ	NJ	NJ	NJ	NJ	NJ	NJ	NJ	NJ	NJ
NEBRASKA										
Supreme Court	NA	NA	NA	NA	NA	NA	192	347	240	282
Court of Appeals	NC	NC	NC	NC	NA	NA	NA	NJ	NJ	NJ
NEW JERSEY										
Supreme Court	1,354 A	1,482 A	1,217 A	2,907	2,881	2,770	2,953	3,038	3,060	3,340
Appellate Div. of Super.	NA	NA	NA	NA	NA	NA	0	0	0	0
NEWMEXICO										
Supreme Court	295	366	414	364	504	453	629	613	649	650
Court of Appeals	64	44	46	49	53	33	56	51	55	48
NORTH CAROLINA										
Supreme Court	636	447	626	492	388	341	489	471	502	544
Court of Appeals	446	385	451	415	356	361	390	428	462	523
OHIO										
Supreme Court	1,770	1,686	1,872	1,984	2,065	1,932	1,957	1,861	1,945	1,839
Court of Appeals	NJ	NJ	NJ	NJ	NJ	NJ	NJ	NJ	NJ	NJ
OREGON										
Supreme Court	857	709	791	845	882	873	801	768	736	918
Court of Appeals	NJ	NJ	NJ	NJ	NJ	NJ	NJ	NJ	NJ	NJ
PUERTO RICO										
Supreme Court	NA	NA	NA	NA	NA	NA	NA	1,038	393	627
Circuit Court of Appeals	NC	NC	NC	NC	NC	NC	NC	1,076	1,200	2,042

Number of dispositions and qualifying footnotes

1988	1989	1990	1991	1992	1993	1994	1995	1996	1997
2,404	2,633	2,870	3,084	3,003	2,832	2,747	2,758	3,401	3,400
3,802	4,138	3,945	4,440	4,842	4,659	4,991	5,325	5,502	6,351
776	543	608	659	640	767	676	708	769	784
220	230	204	254	193	332	254	509	378	436
NA	NA	NA	NA	NA	NA	689	734	728	768
NA	NA	916	950	969	996	1,016	988	945	NJ
2,254 B	2,453 B	2,755	2,444	2,665	2,516	2,733 B	2,799 B	2,898	2,736
NA	NA	NA	NA	NA	NA	NA	NA	NA	NA
586	683	679	627	773	628	768	747	770	721
330	283	306	395	67	53	75	54	65	51
0	32	59	76	69	38	60	73	297	NA
NC	NC	NC	NC	NC	NC	NC	NJ	NA	NA
902	871	823	703	773	712	769	776	668	522
NJ	NJ	NJ	NJ	NJ	NJ	NJ	NJ	NJ	NJ
NA	NA	NA	NA	NA	NA	NA	NA	NA	NA
NC	NC	NC	NC	NJ	NJ	NJ	NJ	NJ	NJ
1,398 A	1,472 A	1,200 A	2,941	2,982	2,806	2,858	2,958	3,070	3,311
NA	NA	NA	NA	NA	NA	0	0	0	0
NA	344	402	334	NA	436	616	632	641	650
NA	NA	NA	9	5	0	0	NA	NA	NA
727	397	601	498	396	317	464	470	443	556
446	385	431	415	356	307	379	376	401	459
1,621	1,372	1,413	1,956	1,859	1,700	1,861	1,698	1,831	1,759
NJ	NJ	NJ	NJ	NJ	NJ	NJ	NJ	NJ	NJ
871	733	707	773	726	797	736	732	732	684
NJ	NJ	NJ	NJ	NJ	NJ	NJ	NJ	NJ	NJ
NA	NA	NA	NA	NA	NA	NA	1,220	487	631
NC	NC	NC	NC	NC	NC	NC	670	1,041	1,594

(continued on next page)

TABLE 14: Discretionary Petitions in State Appellate Courts, 1988-1997 (continued)

State/Court name:	Number of filings and qualifying footnotes									
	1988	1989	1990	1991	1992	1993	1994	1995	1996	1997
SOUTH CAROLINA										
Supreme Court	26 A	43 A	61	95	62	74	50	61	197	646
Court of Appeals	NJ	NJ	NJ	NJ	NJ	NJ	NJ	NJ	NJ	NJ
UTAH										
Supreme Court	61	36	48	33	60	45	136	NA	NA	NA
Court of Appeals	20	NA	NA	NA	NA	NA	NA	NA	NA	NA
VIRGINIA										
Supreme Court	1,439	1,573	1,775	1,936	1,908	1,854	2,169	2,285	1,546	2,671
Court of Appeals	1,291	1,523	1,570	1,853	1,933	1,990	1,989	2,259	2,379	2,337
WASHINGTON										
Supreme Court	947 A	821 A	891 A	881 A	1,020 A	1,054 A	1,142 A	1,073 A	1,135 A	1,268 A
Court of Appeals	372	318	351	355	400	358	399	455	504	430
WISCONSIN										
Supreme Court	915	896	842	992	972	1,156	1,158	1,123	1,217	1,124
Court of Appeals	228	191	NA	NA	NA	NA	NA	NA	NA	NA
States with no intermediate appellate court										
DELAWARE										
Supreme Court	4 A	6 A	1 A	0	0	0	0	0	0	0
DISTRICT OF COLUMBIA										
Court of Appeals	61	49	45	36	44	21	18	16	28	23
MAINE										
Supreme Judicial Court	NA	NA	NA	NA	NA	NA	NA	NA	NA	NA
MONTANA										
Supreme Court	31	6	NA	NA	94	138	111	67	101	NA
NEVADA										
Supreme Court	NJ	NJ	NJ	NJ	NJ	NJ	NJ	NJ	NJ	NJ
NEW HAMPSHIRE										
Supreme Court	504	567	627	597	774	864	880	892	850	915
NORTH DAKOTA										
Supreme Court	6	0	NA	NA	NA	NA	25	26	28	15
RHODE ISLAND										
Supreme Court	189	179	177	201	268	288	297	285	268	210
SOUTH DAKOTA										
Supreme Court	35 A	39 A	49 A	31 A	28 A	40 A	57 A	67 A	53 A	56 A
VERMONT										
Supreme Court	32	34	32	36	26	27	23	35	20	24
WEST VIRGINIA										
Supreme Court of Appeals	1,621	1,644	1,623	3,180	2,357	2,113	2,442	2,691	3,099	3,114

Number of dispositions and qualifying footnotes

1988	1989	1990	1991	1992	1993	1994	1995	1996	1997
NA	NA	NA	NA	NA	NA	NA	NA	NA	1,239
NJ	NJ	NJ	NJ	NJ	NJ	NJ	NJ	NJ	NJ
NA	NA	NA	NA	NA	NA	106	NA	NA	NA
NA	NA	NA	NA	NA	NA	NA	NA	NA	NA
1,655	1,800	1,610	1,295	1,530	1,446	1,763	2,260	2,382	2,619
1,454	1,777	2,140	2,308	2,380	2,491	2,184	2,505	2,460	2,306
1,060 A	829 A	883 A	862 A	943 A	1,058 A	1,145 A	1,044 A	1,076 A	1,180 A
388	305	354	270	361	374	368	385	460	499
866	802	728	905	720	888	991	1,008	1,181	1,142
162	148	NA	NA	NA	NA	NA	NA	NA	NA
3 A	5 A	0	0	0	0	0	0	0	0
65	49	45	36	44	46	21	13	22	26
NA	NA	NA	NA	NA	NA	NA	NA	NA	NA
NA	NA	NA	NA	84	117	79	81	186	NA
NJ	NJ	NJ	NJ	NJ	NJ	NJ	NJ	NJ	NJ
543	532	567	543	515	662	793	875	857	907
5	0	NA	NA	NA	NA	25	26	31	17
178	169	197	188	255	292	260	304	302	219
NA	NA	NA	NA	NA	NA	NA	NA	NA	NA
32	35	36	33	27	26	24	33	23	23
1,775	1,735	1,586	2,675	2,598	2,100	2,312	2,098	2,583	3,085

(continued on next page)

TABLE 14: Discretionary Petitions in State Appellate Courts, 1988-1997 (continued)

State/Court name:	Number of filings and qualifying footnotes									
	1988	1989	1990	1991	1992	1993	1994	1995	1996	1997
WYOMING										
Supreme Court	NJ	NJ	NJ	NJ	NJ	NJ	NJ	NJ	NJ	NJ
States with multiple appellate courts at any level										
ALABAMA										
Supreme Court	765	806	867	1,028	741	737	708	797	915	956
Court of Civil Appeals	NJ	NJ	NJ	NJ	NJ	NJ	NJ	NJ	NJ	NJ
Court of Criminal Appeals	NJ	NJ	NJ	NJ	NJ	NJ	NJ	NJ	NJ	NJ
INDIANA										
Supreme Court	NA	565	690	822	731	604	672	818	817	711
Court of Appeals	NA	81	112	93	124	NA	NA	NA	NA	NA
Tax Court	NJ	NJ	NJ	NJ	NJ	NJ	NJ	NJ	NJ	NJ
NEW YORK										
Court of Appeals	4,280	4,411	4,499	4,420	4,260	4,489	4,588	4,861	4,582	4,647
Appellate Div.	NA	NA	NA	NA	NA	NA	NA	NA	NA	NA
Appellate Terms	NA	NA	NA	NA	NA	NA	NA	NA	NA	NA
OKLAHOMA										
Supreme Court	295	443	446	388	570	507	512	578	507	436
Court of Civil Appeals	NJ	NJ	NJ	NJ	NJ	NJ	NJ	NJ	NJ	NJ
Court of Criminal Appeals	NA	NA	NA	NA	NA	NA	NA	NA	NA	NA
PENNSYLVANIA										
Supreme Court	2,207	2,227	3,645	3,456	3,412	2,734	2,695	3,009	2,870	2,890
Commonwealth Court	45	29	36	128	31	29	151	172	110	997
Superior Court	NJ	NJ	NJ	NJ	NJ	NJ	NJ	NJ	NJ	NJ
TENNESSEE										
Supreme Court	758	820	731	775	834	782	828	903	859	954
Court of Appeals	77	103	109	131	149	259	264	242	273	233
Court of Criminal Appeals	NA	67	55	71	90	165	174	166	175	136
TEXAS										
Supreme Court	1,243	1,126	1,206	1,283	1,462	1,441	1,394	1,407	1,340	1,373
Court of Criminal Appeals	1,416	1,792	1,380	1,340	1,691	1,610	1,477	1,439	1,847	1,677
Courts of Appeal	NJ	NJ	NJ	NJ	NJ	NJ	NJ	NJ	NJ	NJ

COURT TYPE:

COLR = Court of last resort
 IAC = Intermediate appellate court

NOTE:

NA = Indicates that the data are unavailable.
 NC = Indicates that the court did not exist during that year.
 NJ = Indicates that the court does not have jurisdiction.

* Connecticut—Supreme Court—Discretionary filings were counted differently starting in 1994.

QUALIFYING FOOTNOTES:

An absence of a qualifying footnote indicates that the data are complete.

A: The following courts' data are incomplete:

Delaware—Supreme Court—Data for 1988-1990 do not include some discretionary interlocutory decision cases.
 Iowa—Supreme Court—Disposed data for 1988-1997 do not include some discretionary original proceedings.
 Kentucky—Supreme Court—Data for 1988-1991 do not include some unclassified discretionary petitions.
 Massachusetts—Supreme Judicial Court—Data for 1988-1997 do not include certain cases filed in the "Single Justice" side of the court, in which a single justice was asked to allow a certain type of interlocutory appeal to proceed (which, if allowed, could be sent to either appellate court) or to allow an appeal from the denial of a motion for new trial in certain capital cases. In the 1997 court year, there were 212 such cases filed in the "Single Justice" side of the court.

Number of dispositions and qualifying footnotes

1988	1989	1990	1991	1992	1993	1994	1995	1996	1997
NJ	NJ	NJ	NJ	NJ	NJ	NJ	NJ	NJ	NJ
603	1,104	1,248	1,248	782	757	659	807	882	915
NJ	NJ	NJ	NJ	NJ	NJ	NJ	NJ	NJ	NJ
NJ	NJ	NJ	NJ	NJ	NJ	NJ	NJ	NJ	NJ
494	599	629	770	898	592	641	723	813	752
NA	76	116	106	104	74	87	NA	NA	NA
NJ	NJ	NJ	NJ	NJ	NJ	NJ	NJ	NJ	NJ
3,392	3,621	3,808	3,907	4,176	4,792	4,303	4,872	4,796	4,572
NA	NA	NA	NA	NA	NA	NA	NA	NA	NA
NA	NA	NA	NA	NA	NA	NA	NA	NA	NA
231	NA	NA	NA	442	652	545	592	384	431
NJ	NJ	NJ	NJ	NJ	NJ	NJ	NJ	NJ	NJ
291	312	412	412	NA	NA	NA	NA	NA	NA
NA	NA	NA	NA	2,683	2,459	3,340	2,850	2,724	2,943
NA	NA	NA	NA	NA	NA	NA	NA	NA	1,065 ^A
NA	NA	NA	NA	NA	NJ	NJ	NJ	NJ	NJ
1,087	1,057	772	708	885	739	760	785	870	639
77	97	74	115	130	103	194	182	196	424
NA	35	36	37	55	109	128	118	115	104
1,168	1,096	1,166	1,301	1,472	1,574	1,394	1,376	1,362	1,308
1,437	2,107	1,352	1,387	1,526	1,666	1,671	1,452	2,002	1,644
NJ	NJ	NJ	NJ	NJ	NJ	NJ	NJ	NJ	NJ

New Jersey—Supreme Court—Data for 1988-1990 do not include **discretionary interlocutory decisions**.

South Dakota—Supreme Court—Filed data for 1988-1997 do not include **advisory opinions**.

South Carolina—Supreme Court—Filed data for 1988-1989 do not include **discretionary petitions** that were denied or otherwise dismissed/withdrawn or settled.

Washington—Supreme Court—Data for 1988-1997 do not include some **discretionary** cases.

Georgia—Supreme Court—Disposed data for 1988-1991 represent some double counting because they include all **mandatory appeals and discretionary appeals that were granted** and refiled as appeals.

Michigan—Supreme Court—Disposed data for 1988-1989 include some **mandatory jurisdiction** cases. Disposed data for 1994-1997 include all **mandatory jurisdiction** cases.

B: The following courts' data are overinclusive:

Arizona—Supreme Court—Data for 1988-1990 include **mandatory judge disciplinary cases**.

Colorado—Supreme Court—Disposed data for 1988-1997 include **mandatory jurisdiction** cases.

TABLE 15: Felony Caseload in State Trial Courts of General Jurisdiction, 1988-1997

State/Court name:	Number of filings and qualifying footnotes									
	1988	1989	1990	1991	1992	1993	1994	1995	1996	1997
ALABAMA Circuit	NA	NA	31,807	35,066	39,814	38,773	37,695	40,219	42,551	43,596
ALASKA Superior	2,526	2,757	2,718	2,442	2,763	2,660	2,696	2,778	2,951	3,040
ARIZONA Superior†	22,176	23,981	26,057 B	26,140 B	27,677 B	26,471 B	28,522 B	30,299 B	30,817 B	30,817 B
ARKANSAS Circuit	22,110 B	24,842 B	25,755 B	27,742 B	31,776 B	33,192 B	35,432 B	39,273 B	38,866 B	39,350 B
CALIFORNIA Superior	115,595 B	132,486 C	150,975 C	161,871 C	164,583 C	155,971 C	154,666 C	158,722 C	153,394 C	161,580 C
COLORADO District	17,391	19,284	20,212	20,655	22,565	22,068	23,478	26,852	29,994	32,457
CONNECTICUT Superior	6,204	6,194	5,268	4,684	4,102	3,610	3,848	3,829	3,614	3,377
DISTRICT OF COLUMBIA Superior	21,472	21,332	20,138	21,774	17,521	17,940	17,203	15,240	15,439	13,378
FLORIDA Circuit	184,532 B	199,111 B	192,976 B	186,732 B	177,186 B	168,066 B	177,457 B	187,207 B	197,230 B	199,658
GEORGIA Superior†	53,984	63,977	66,275	70,339	68,761 B	63,696 B	64,206	66,648	66,375	66,375
HAWAII Circuit	2,909 C	3,115 C	3,025 C	3,174 C	4,675 B	4,049 B	4,085 B	4,449 B	4,257 B	4,705 B
IDAHO District	4,747	5,260	5,725	6,535	7,107	7,324	8,297	9,765	9,143	9,600
ILLINOIS Circuit	58,289 B	69,114 B	74,541 C	77,849 B	78,778 B	80,554 B	81,647	88,772	90,902	97,764
INDIANA Superior and Circuit	21,313 B	26,358 B	27,681 B	29,098 B	28,958 B	32,166 B	33,268 B	36,397 B	47,451 B	43,397 B
IOWA District	8,666 B	10,481 B	10,884 B	12,867 B	14,004 B	13,451	13,599	15,487	17,398	17,850
KANSAS District	12,188	12,631	12,197	11,436	13,412	13,229	14,423	15,267	17,150	17,831
KENTUCKY Circuit	12,518 B	14,411 B	14,881 B	15,078 B	17,032 B	19,478 B	17,844 B	18,739 B	19,128 B	20,102 B
LOUISIANA District	NA	NA	23,621	29,138	27,251	31,694	31,907	30,006	48,507	46,051
MAINE Superior	3,657	4,142	4,745	4,571	4,342	3,842	3,629	3,619	3,473	3,549

(continued on next page)

TABLE 15: Felony Caseload in State Trial Courts of General Jurisdiction, 1988-1997 (continued)

State/Court name:	Number of filings and qualifying footnotes									
	1988	1989	1990	1991	1992	1993	1994	1995	1996	1997
MARYLAND Circuit	53,229 C	56,775 C	55,755 C	62,935 C	67,828 C	63,824 C	62,822 C	62,382 C	63,229 C	62,198 C
MASSACHUSETTS Superior Court	6,075	5,583	6,271	5,796	5,782	7,546	8,089	7,999	8,101	8,064
MINNESOTA District	13,637	13,607	14,747	16,277	16,273	17,385	18,183	18,456	18,927	20,272
MISSOURI Circuit	36,965 B	39,952 B	40,968 B	44,208 B	47,431 B	44,727 B	48,525 B	54,358 B	58,352 B	59,513 B
MONTANA District	2,726 C	2,710 C	2,966 C	3,140 C	NA	NA	NA	NA	NA	NA
NEBRASKA District	4,024 B	4,823 B	5,105 B	5,348 B	5,738 B	5,139 B	5,376 B	5,833 B	6,238 B	6,733 B
NEW HAMPSHIRE Superior	6,079	6,599	6,678	7,345	7,604	7,442	6,114	6,036	6,302	6,406
NEW JERSEY Superior	43,837	53,215	57,223	54,703	51,054	47,958	47,228	46,652	46,437	48,208
NEW MEXICO District	NA	NA	NA	NA	NA	9,017	9,971	11,165	12,900	12,855
NEW YORK Supreme and County	67,177 B	79,025 B	79,322 B	78,354 B	76,814 B	71,824 B	71,419 B	68,326 B	68,067 B	63,339 B
NORTH CAROLINA Superior	55,284	62,752	69,810	73,908	85,748	83,939	83,823	83,417	83,212	88,349
NORTH DAKOTA District	1,497 B	1,444 B	1,637 B	1,837 B	1,951	2,155	1,840	2,428	3,614	3,223
OHIO Court of Common Pleas	43,613	51,959	55,949	61,836	65,361	63,744	64,766	67,266	66,850	62,530
OKLAHOMA District	25,997 B	26,482 B	27,541 B	28,325 B	29,868 B	30,676 B	32,866 B	37,127 B	34,722 B	42,755 B
OREGON Circuit	26,859	27,248	28,523	26,050	27,159	27,333	30,725	33,457	30,797	33,719
PENNSYLVANIA Court of Common Pleas†	113,605 B	128,478 B	139,699 B	137,046 B	140,416 B	139,672 B	139,985 B	143,588 B	144,251 B	149,123 B
PUERTO RICO Court of First Instance	21,532	21,548	23,328	28,340	28,591	33,002	37,779	35,719 B	35,473 B	33,073 B
RHODE ISLAND Superior	6,685	6,740	6,011	5,665	5,764	5,772	5,682	6,045	6,149	5,698

(continued on next page)

TABLE 15: Felony Caseload in State Trial Courts of General Jurisdiction, 1988-1997 (continued)

State/Court name:	Number of filings and qualifying footnotes									
	1988	1989	1990	1991	1992	1993	1994	1995	1996	1997
SOUTH DAKOTA Circuit	3,257	3,388	4,072	3,675	4,441	4,435	4,573	5,124	5,087	5,440
TENNESSEE Circuit, Criminal, and Chancery	NA	50,412 B	55,622 B	55,587 B	58,771 B	57,778 B	61,147 B	54,974 B	80,059 B	59,385
TEXAS District	122,903	139,611	147,230	144,408	153,853	148,960	144,092	130,966	130,703	137,138
UTAH District*	12,939 B	12,063 B	4,608 C	13,216 B	14,541 B	17,671 B	11,450 B	15,510 B	20,842 B	18,238 B
VERMONT District	2,115	1,993	2,202	2,319	2,810	2,716	2,842	3,018	3,010	3,435
Superior	112	138	53	6	6	0	1	1	1	0
VIRGINIA Circuit	53,445	63,304	64,053	70,145	73,889	75,867	77,104	81,328	81,819	88,269
WASHINGTON Superior	25,476	28,121	26,914	27,503	28,529	28,032	28,728	32,296	31,035	34,103
WEST VIRGINIA Circuit	4,291 B	4,121 B	4,071 B	4,217 B	4,446 B	4,308 B	4,604 B	4,167 B	4,424 B	4,819 B
WISCONSIN Circuit	14,484	17,625	18,738	19,523	20,399 A	18,613 A	18,777 A	24,246	28,388	29,117
WYOMING District	1,480	1,591	1,503	1,365	1,282 A	1,638 A	1,733 A	1,789 A	1,835 A	1,983 A

NA = Data were unavailable or not comparable.

QUALIFYING FOOTNOTES:

The absence of a qualifying footnote indicates that data are complete.

† 1996 data for Arizona and Georgia are repeated for 1997, since 1997 data were not available. 1997 data for Pennsylvania are preliminary.

A: The following courts' data are incomplete:

- Wisconsin—Circuit Court—**Felony** data for 1992-1994 do not include some cases reported with unclassified criminal.
- Wyoming—District Court—**Felony** data for 1992 and 1996 do not include cases from two counties. For 1993-1995 and 1997, one county did not report.

B: The following courts' data are overinclusive:

- Arizona—Superior Court—**Felony** data for 1990-1997 include **DWI/DUI** cases.

- Arkansas—Circuit Court—**Felony** data include some **DWI/DUI** cases.
- California—Superior Court—**Felony** data for 1988 include **DWI/DUI** cases.
- Florida—Circuit Court—**Felony** data for 1988-1996 include **misdemeanor, DWI/DUI, and miscellaneous criminal** cases.
- Georgia—Superior Court—**Felony** data for 1992-1993 include **criminal appeals**.
- Hawaii—Circuit Court—**Felony** data for 1992-1997 include **misdemeanor** cases.
- Illinois—Circuit Court—**Felony** data for 1988-1989 and 1991-1993 include **preliminary hearings** for courts "downstate."
- Indiana—Superior and Circuit Courts—**Felony** data include **DWI/DUI** cases.
- Iowa—District Court—**Felony** data for 1988-1992 include third-offense **DWI/DUI** cases.
- Kentucky—Circuit Court—All **felony** data include **misdemeanor** cases. 1988-1990 data also include **sentence review only and postconviction remedy proceedings**. 1993-1997 data also include **DWI/DUI** cases.
- Missouri—Circuit Court—**Felony** data include some **DWI/DUI** cases.
- Nebraska—District Court—**Felony** data include **misdemeanor, DWI/DUI, and miscellaneous criminal** cases.

(continued on next page)

TABLE 15: Felony Caseload in State Trial Courts of General Jurisdiction, 1988-1997 (continued)

New York—Supreme and County Courts—**Felony** data include **DWI/DUI** cases.

North Dakota—District Court—**Felony** data for 1988-1991 include **sentence review only** and **postconviction remedy proceedings**.

Oklahoma—District Court—**Felony** data include some **miscellaneous criminal** cases.

Pennsylvania—Court of Common Pleas—**Felony** data include **misdemeanor, DWI/DUI**, and some **criminal appeals** cases.

Puerto Rico—Court of First Instance—**Felony** data for 1995-1997 include **domestic violence** cases.

Tennessee—Circuit, Criminal, and Chancery Court—**Felony** data for 1989-1996 include **misdemeanor** and some **criminal appeals** cases.

Utah—District Court—**Felony** data for 1988, 1989, and 1991-1993 include some **misdemeanor**, some **DWI/DUI** and **criminal appeals** cases, and some **postconviction remedy** and **sentence review only proceedings**. 1994 and 1995 data include **criminal appeals** and some **postconviction remedy** and **sentence review only proceedings**. 1996 and 1997 data include some **postconviction remedy** and **sentence review only proceedings**.

West Virginia—Circuit Court—**Felony** data include **DWI/DUI** cases.

Hawaii—Circuit Court—**Felony** data for 1988-1991 include **misdemeanor** cases, but do not include reopened prior cases.

Illinois—Circuit Court—**Felony** data for 1990 include **preliminary hearings for courts downstate**, but do not include some reinstated and transferred cases.

Maryland—Circuit Court—**Felony** data include some **misdemeanor** cases, but do not include some cases.

Montana—District Court—**Felony** data include some **trial court civil appeals**, but do not include some cases reported with unclassified criminal data.

Utah—District Court—**Felony** data for 1990 include **misdemeanor** and **criminal appeals** cases, and some **postconviction remedy** and **sentence review only proceedings**, but do not include cases from the former Circuit Courts and are less than 75% complete.

♦ Additional court information:

Utah—District Court—The Circuit Courts in Utah were abolished as of July 1, 1996 and their caseload absorbed into the District Court. Data for prior years were merged for comparability.

C: The following courts' data are incomplete and overinclusive:

California—Superior Court—**Felony** data for 1989 include **DWI/DUI** cases, but do not include partial year data from several courts. Data for 1990 and 1992 include **DWI/DUI** cases, but do not include partial year data from one court. Data for 1991 include **DWI/DUI** cases, but do not include data from one court. Data for 1993 include **DWI/DUI** cases, but do not include partial data from 14 courts. Data for 1994 and 1996 include **DWI/DUI** cases, but do not include partial data from three courts. Data for 1995 include **DWI/DUI** cases, but do not include data from two courts. Data for 1997 include **DWI/DUI** cases, but do not include partial data from five courts.

TABLE 16: Tort Caseload in State Trial Courts of General Jurisdiction, 1988-1997

State/Court name:	Number of filings and qualifying footnotes									
	1988	1989	1990	1991	1992	1993	1994	1995	1996	1997
ALABAMA Circuit	NA	NA	NA	NA	11,498 B	11,512 B	10,893 B	12,254 B	16,658 B	13,202 B
ALASKA Superior	937	851	826	838	815	935	875	1,024	1,005	1,048
ARIZONA* Superior†	20,490	12,559	15,418	15,442	13,842	12,940	22,815	13,776	15,116	15,116
ARKANSAS Circuit	5,132	5,000	5,045	5,099	5,098	5,228	5,298	5,254	5,180	4,586
CALIFORNIA Superior	132,378 A	131,900 A	121,960 A	114,298 A	109,219 A	88,346 A	83,721 A	79,490 A	77,402 A	70,039 A
COLORADO District	4,506	5,490	5,886	6,295	6,151	5,001	4,977	4,731	4,763	4,994
CONNECTICUT Superior	15,741	16,955	16,477	16,266	16,250	15,947	15,642	17,932	19,211	19,903
DISTRICT OF COLUMBIA Superior	NA	NA	NA	3,605	5,424	NA	NA	NA	NA	NA
FLORIDA Circuit*	35,986	38,415	40,748	44,257	43,458	43,536	43,045	46,025	46,239	47,996
HAWAII Circuit	1,736 A	1,793 A	2,065 A	2,365 A	2,689 A	2,941 A	2,517 A	2,934 A	2,468 A	2,205 A
IDAHO District	1,150 A	1,200 A	1,127 A	1,044 A	1,136 A	1,115	1,221	1,176	1,423	1,479
INDIANA Superior and Circuit	NA	5,697	6,719	7,910	8,043	9,452	12,066	13,366	13,032	13,033
KANSAS District	4,595	4,513	4,010	4,076	4,338	4,395	4,282	5,082	5,641	6,194
MAINE Superior	1,776	1,950	1,878	1,686	1,643	1,615	1,740	1,819	1,657	1,572
MARYLAND Circuit	14,170 A	14,274 A	14,908 A	16,270 A	15,612 A	14,989 A	14,485 A	15,427 A	15,540 A	15,517 A
MASSACHUSETTS Superior Court	14,750	13,855	13,437	13,721	13,957	NA	13,774	13,854	12,982	12,299
MICHIGAN Circuit	30,966	32,663	38,784	31,869	34,497	35,450	39,538	30,372	52,270	24,891
MINNESOTA District	10,125	9,658	7,135	7,252	7,460	6,861	6,751	6,919	6,887	7,312
MISSISSIPPI Circuit	NA	NA	NA	NA	NA	NA	NA	NA	NA	6,045

(continued on next page)

TABLE 16: Tort Caseload in State Trial Courts of General Jurisdiction, 1988-1997 (continued)

State/Court name:	Number of filings and qualifying footnotes									
	1988	1989	1990	1991	1992	1993	1994	1995	1996	1997
MISSOURI Circuit	NA	NA	21,680	21,245	19,999	17,883	16,960	17,506	19,495	19,344
MONTANA District	1,541	1,613	1,651	1,518	NA	NA	NA	NA	NA	NA
NEVADA District	4,329	4,799	5,295	5,871	6,185	6,788	7,486	7,873	8,906	9,177
NEW JERSEY Superior*	NA	71,367 A	72,463 A	73,614 A	67,380 A	63,776 A	63,538 A	60,234 A	57,627 A	57,955 A
NEWMEXICO District	NA	NA	NA	NA	4,578	5,759	4,842	5,159	5,437	5,364
NEW YORK Supreme and County	53,104	62,189	65,026	65,767	72,189	71,113	75,298	81,265	84,126	82,514
NORTH CAROLINA Superior	7,639	7,879	8,175	8,656	9,361	9,754	9,739	10,256	10,536	10,588
NORTH DAKOTA District	552	602	744	531	411	525	535	685	531	563
OHIO Court of Common Pleas	28,614	29,039	34,488	34,422	33,196	31,229	31,181	33,371	36,896	50,472
OREGON Circuit	NA	NA	NA	5,999	5,568	5,636	6,176	6,850	7,067	6,953
PUERTO RICO Court of First Instance*	5,937	7,589	8,027	8,520	8,552	8,948	9,803	10,236 A	10,024 A	10,311 A
RHODE ISLAND Superior	NA	NA	NA	NA	NA	NA	NA	NA	3,923	3,537
TENNESSEE Circuit, Criminal, and Chancery	NA	13,501	13,453	13,223	13,100	12,106	12,221	13,726	14,054	14,481
TEXAS District	36,597	36,710	39,648	44,088	46,762	47,586	48,631	51,544	46,493	42,954
UTAH District	1,404 B	1,233 B	1,631 B	1,729 B	1,979 B	1,804 B	1,928 B	2,058 B	1,686	1,827
WASHINGTON Superior	8,746	10,146	10,147	11,375	11,142	11,856	11,950	12,850	12,776	12,552
WISCONSIN Circuit	9,534	9,152	9,669	8,865	8,835	9,043	9,583	10,559	6,285	8,495
WYOMING District	NA	NA	NA	NA	504 A	553 A	530 A	505 A	611 A	605 A

(continued on next page)

TABLE 16: Tort Caseload in State Trial Courts of General Jurisdiction, 1988-1997 (continued)

NA = Data were unavailable or not comparable.

QUALIFYING FOOTNOTES:

The absence of a qualifying footnote indicates that data are complete.

† 1996 data for Arizona are repeated for 1997, since 1997 data were not available.

A: The following courts' data are incomplete:

California—Superior Court—Tort data do not include **medical malpractice** and **product liability** cases. Tort data for 1989 also do not include partial data from several courts. Data for 1990 and 1992 also do not include partial data from one court. Data for 1991 also do not include data from one court. Data for 1993 also do not include partial data from fourteen courts. Data for 1994 and 1996 also do not include partial data from three courts. Data for 1995 also do not include partial data from two courts. Data for 1997 also do not include partial data for five courts.

Hawaii—Circuit Court—Tort data do not include a small number of District Court transfers reported with other civil cases.

Idaho—District Court—Tort data for 1988 through 1992 do not include some cases reported with unclassified civil cases.

Maryland—Circuit Court—Tort data do not include some cases reported with unclassified civil cases.

New Jersey—Superior Court—Tort data do not include some cases reported with unclassified civil cases.

Puerto Rico—Court of First Instance—Tort data for 1995-1997 do not in-

clude cases from the Municipal Division.

Wyoming—District Court—Tort data for 1992 and 1996 do not include cases from two counties. For 1993-1995 and 1997, one county did not report tort data.

B: The following courts' data are overinclusive:

Alabama—Circuit Court—Tort data include some **postconviction remedy proceedings**.

Utah—District Court—Tort data for 1988-1995 include de novo **appeals** from the Justice Court.

* Additional court information:

Arizona—Superior Court—Tort reform legislation caused the tort caseload to increase dramatically in 1994.

Florida—Circuit Court—The large increase in tort filings for 1991 is due in part to the filing of 1,113 asbestos cases in Miami in July of 1991.

New Jersey—Superior Court—The unit of count changed in 1989, so data from previous years are not comparable.

Puerto Rico—Court of First Instance—The Judicial Reform Act of 1994 consolidated the Superior, District, and Municipal Courts into one Court of First Instance effective 1995. Tort data for 1988-1994 were combined for all three courts to ensure comparability across the ten-year trend.

Appendix 1: *Methodology*

Court Statistics Project: Goals and Organization

The Court Statistics Project of the National Center for State Courts compiles and reports comparable court caseload data from the 50 states, the District of Columbia, and Puerto Rico. Project publications and technical assistance encourage greater uniformity in how individual state courts and state court administrative offices collect and publish caseload information. Progress toward these goals should result in more meaningful and useful caseload information for judges, court managers, and court administrators.

The *State Court Caseload Statistics: Annual Report* series is a cooperative effort of the Conference of State Court Administrators (COSCA) and the National Center for State Courts (NCSC). Responsibility for project management and staffing is assumed by the NCSC's Court Statistics Project. COSCA, through its Court Statistics Committee, provides policy guidance and review. The Court Statistics Committee includes members of COSCA and representatives of state court administrative office senior staff, the National Conference of Appellate Court Clerks, the National Association for Court Management, and the academic community. Preparation of the 1997 caseload report was funded by an ongoing grant from the State Justice Institute (SJI-91-N-007-O98-1) to the NCSC.

In addition to preparing publications, the Court Statistics Project responds to thousands of requests for information and assistance each year. These requests come from a variety of sources, including state court administrative offices, local courts, individual judges, federal and state agencies, legislators, the media, academic researchers, students, and NCSC staff.

Evolution of the Court Statistics Project

During the Court Statistics Project's original data compilation efforts, the *State of the Art* and *State Court Caseload Statistics: 1975 Annual Report*, classification problems arose from the multitude of categories and terms used by the states to report their caseloads. This suggested the need for a model annual report and a statistical dictionary of terms for court usage.

The *State Court Model Statistical Dictionary* provides common terminology, definitions, and usage for reporting appellate and trial court caseloads. Terms for reporting data on case disposition methods are provided in the *Dictionary* and in other project publications. The classification scheme and associated definitions serve as a model framework for developing comparable and useful data. A new edition of the *State Court Model Statistical Dictionary* was published in 1989, consolidating and revising the original 1980 version and the 1984 *Supplement*.

Once a set of recommended terms was adopted, the project's focus shifted to assessing the comparability of caseload data reported by the courts to those terms. It became particularly important to detail the subject matter jurisdiction and methods of counting cases in each state court. Problems related to categorizing and counting cases in the trial and appellate courts were resolved through the development of the *1984 State Trial Court Jurisdiction Guide for Statistical Reporting* and the *1984 State Appellate Court Jurisdiction Guide for Statistical Reporting*. Key information from both guides is updated annually as part of the preparation for a new caseload report. The introduction to the 1981 report details the impact of the *Trial Court Jurisdiction Guide* on the Court Statistics Project data collection and the introduction to the 1984 report describes the effect of the *Appellate Court Jurisdiction Guide*.

The *State Court Organization* series, being updated for 1998, serves as a valuable complement to the *Report* series. *State Court Organization 1998* is a reference book that describes in great depth the structure, organization, and management of the state trial and appellate courts.

Sources of Data

Information for the national caseload databases comes from published and unpublished sources supplied by state court administrators and appellate court clerks. Published data typically come from official state court annual reports, which vary widely in form and detail. Although constituting the most reliable and valid data available at the state level, they arrive from statistical data filed monthly, quarterly, or annually by numerous local jurisdictions and, in most states, several trial and appellate court systems. Moreover, these caseload statistics are primarily collected to assist states in managing their own systems and are not prepared specifically for inclusion in the COSCA/NCSC caseload statistics report series.

Some states either do not publish an annual report or publish only limited caseload statistics for either trial or appellate courts. The Court Statistics Project receives unpublished data from those states in a wide range of forms, including internal management memos, computer-generated output, and the project's statistical and jurisdictional profiles, which are updated by state court administrative office staff.

Extensive telephone contact and follow-up correspondence are used to collect missing data, confirm the accuracy of available data, and determine the legal jurisdiction of each court. Information is also collected concerning the number of judges per court or court system (from annual reports, offices of state court administrators, and appellate court clerks); the state

population (based on Bureau of the Census revised estimates); and special characteristics regarding subject matter jurisdiction and court structure. Appendix 2 lists the source of each state's 1997 caseload statistics.

Data Collection Procedures

The following outline summarizes the major tasks involved in compiling the 1997 caseload data reported in this volume:

A. The 1997 state reports were evaluated to note changes in the categories and terminology used for data reporting, changes in the range of available data, and changes in the state's court organization or jurisdiction. This entailed a direct comparison of the 1997 material with the contents of individual states' 1996 annual reports. Project staff used a copy of each state's 1996 trial and appellate court statistical spreadsheets, trial and appellate court jurisdiction guides, and the state court structure chart as worksheets for gathering the 1997 data. Use of the previous year's spreadsheets provides the data collector with a reference point to identify and replicate the logic used in the data collection and ensures consistency over time in the report series. The caseload data were entered onto the 1997 spreadsheets. Caseload terminology is defined by the *State Court Model Statistical Dictionary, 1989*. Prototypes of appellate and trial court statistical spreadsheets can be found in Appendix 3.

B. Caseload numbers were screened for significant changes from the previous year. A record that documents and, where possible, explains such changes is maintained. This process serves as another reliability check by identifying statutory, organizational, or procedural changes that potentially had an effect on the size of the reported court caseload.

C. The data were then transferred from the handwritten copy to computer databases that are created as Excel spreadsheets. Mathematical formulas are embedded in each spreadsheet to compute the caseload totals. Linked spreadsheets contain the information on the number of judges, court jurisdiction, and state population needed to generate caseload tables for the 1997 report.

D. After the data were entered and checked for entry errors and internal consistency, individual spreadsheets were generated for the appellate and trial courts using Excel software. The spreadsheet relates the total for each model reporting category to the category or categories the state used to report its caseload numbers.

E. Trial and appellate court spreadsheets for all 50 states, the District of Columbia, and Puerto Rico are sent directly to the states' administra-

tive offices of the courts and/or the appellate court clerks' offices for verification. This fairly recent step in the data collection process (which began with the 1989 report) provides further assurance of data accuracy and often yields the bonus of additional caseload data or improved information on the content and accuracy of the data.

F. The final databases are stored in SPSS and Excel at the NCSC. The annual CSP databases are also archived with the Inter-University Consortium for Political and Social Research (ICPSR) at the University of Michigan.

Ongoing Data Collection

Four basic types of data elements are collected by the Court Statistics Project: (1) trial court caseload statistics, (2) trial court jurisdictional/organizational information, (3) appellate court caseload, and (4) appellate court jurisdictional/organizational information.

For trial courts, emphasis is placed on reporting the total number of civil, criminal, juvenile, and traffic/other violation cases according to the model reporting format. Each of these major case types can be reduced to more specific caseload categories. For example, civil cases consist of tort, contract, real property rights, small claims, mental health, estate, and domestic relations cases, as well as trial court civil appeals and appeals of administrative agency cases. In some instances, these case types can be further refined; for example, domestic relations cases can be divided into marriage dissolution, support/custody, interstate support, adoption, paternity, and domestic violence cases.

Currently, only filing and disposition numbers are entered into the database for each case type. Data on pending cases were routinely collected by the project staff until serious comparability problems were identified when compiling the 1984 report. Some courts provide data that include active cases only; others include active and inactive cases. The COSCA Court Statistics Committee recommended that the collection of pending caseload be deferred until a study determines whether and how data can be made comparable across states.

The trial court jurisdictional profile collects an assortment of information relevant to the organization and jurisdiction of each trial court system. Before the use of Excel spreadsheets for reporting statistical data, the main purpose of the profile was to translate the terminology used by the states when reporting statistical information into generic terms recommended by the *State Court Model Statistical Dictionary*. Each court's spreadsheet captures the state's terminology, and the jurisdiction guide format has been streamlined. The jurisdictional profile currently collects information

on number of courts, number of judges, methods of counting cases, availability of jury trials, dollar amount jurisdiction of the court, and time standards for case processing.

There are also statistical spreadsheets and jurisdiction guides for each state appellate court. Two major case types are used on the statistical spreadsheet: mandatory cases that the court must hear on the merits as appeals of right and discretionary petition cases that the court decides whether to accept and then reach a decision on the merits. The statistical spreadsheet also contains the number of petitions granted if it can be determined. Mandatory and discretionary petitions are further differentiated by whether the case is a review of a final trial court judgment or some other matter, such as a request for interlocutory or postconviction relief. When possible, the statistics are classified according to subject matter, chiefly civil, criminal, juvenile, disciplinary, or administrative agency.

The appellate court jurisdiction guide contains information about each court, including number of court locations, number of justices/judges, number of legal support personnel, point at which appeals are counted as cases, procedures used to review discretionary petitions, and use of panels.

Periodic Data Collection

Periodically, the Court Statistics Project supplements its ongoing, general data collection efforts by collecting manner of disposition data from the states' general jurisdiction courts. All of the states, the District of Columbia, and Puerto Rico were contacted and asked to make an effort to supply manner of disposition data to the project. Thirty states provided comprehensive criminal disposition data, and this year civil disposition data were taken from the Civil Trial Court Network Project. Disposition statistics from these courts present a picture of the way cases are disposed in state trial courts nationally. They are useful in comparing court backlogs, case management systems, and the impact of specialized programs such as arbitration and mediation.

Several obstacles hinder the achievement of comprehensive national statistics on manner of disposition for court cases. First, some states do not collect any disposition data. There were 16 such states in 1997. Second, other states define disposition categories differently, so information may not be comparable. For example, many states have a different definition of what a bench trial is and what is considered a hearing before a judge. States with a very high bench trial rate are using a more liberal definition of what constitutes a bench trial. Third, the mix of cases included in disposition totals may vary. For example, some states report contested and uncontested divorce cases together, while others do not. Also, differences in subject matter jurisdiction, court structure, and units

for counting cases will affect the use of manner of disposition statistics.

Each of the states that could provide manner of disposition data for 1997 was sent a copy of how the state's data were to be reported. Twenty-nine of the states verified these and returned them to the Court Statistics Project.

Completeness

States vary in their ability to report comprehensive and complete manner of disposition data. For criminal cases, Maryland reported only trial dispositions; Massachusetts, Rhode Island, South Carolina, and Tennessee reported total criminal trials, but did not distinguish between jury and bench trials. Louisiana provided the number of criminal cases disposed by jury trials only.

Comparability

Comparability is possible when states count trials similarly, use similar methods for counting cases, and report information for a similar range of case types. The point at which a state counts a jury trial varies widely. The table below shows the relative use of alternative trial definitions.

The definitional differences for trials explain some of the variation in trial rates. Generally, most states providing data define a trial in a way that inflates the number of cases disposed at trial.

Definitions	Number of states which use definition for criminal	Number of states which use definition for civil
A) A jury trial is counted when a jury is selected, empaneled, or sworn. A nonjury trial is counted when evidence is first introduced or first witness is sworn.	34	32
B) A jury trial is counted at introduction or swearing of first witness. A nonjury trial is counted when evidence is first introduced or swearing of first witness.	2	3
C) A jury trial is counted at verdict or decision. A nonjury trial is counted at the decision.	16	17

On the criminal side, courts also vary in the point at which they count a case as initially filed. Most states count a criminal case as filed at the information or indictment, although some use the arraignment. Since a number of cases will drop out of the system between these two points (usually by a plea or a dismissal), those courts that use an early count will

have a higher rate of nontrial dispositions. Courts also differ in case unit of count. As shown below, states differ on whether they count charges, defendants, or indictments.

Definitions for unit of count—Criminal	Number of states
Single Defendant/Single Charge	5
Single Defendant/Single Incident	20
Single Defendant/Single Incident (maximum number of charges)	0
Single Defendant/One or More Incidents	10
Single Defendant/Varies with Prosecutor	6
One or More Defendants/Single Incident	4
One or More Defendants/One or More Incidents	4
One or More Defendants/Varies with Prosecutor	1
Varies with Prosecutor/Varies with Prosecutor	2

Definition of point of count—Criminal	Number of states
At the filing of the Information or Indictment	37
At the filing of the Information or Complaint	5
At the filing of Complaint (Warrant/Accusation)	5
At the Arraignment (First Appearance)	5

Footnotes

Footnotes indicate the degree to which a court’s statistics conform to the Court Statistics Project’s reporting categories defined in the *State Court Model Statistical Dictionary*. Footnoted caseload statistics are either overinclusive in that they contain case types other than those defined for the term in the *Dictionary* or underinclusive in that some case types defined for the term in the *Dictionary* are not included. It is possible for a caseload statistic to contain inapplicable case types while also omitting those which are applicable, making the total or subtotal simultaneously overinclusive and underinclusive.

The 1997 report uses a simplified system of footnotes. An “A” footnote indicates that the caseload statistic for a statewide court system does not include some of the recommended case types; a “B” footnote indicates that the statistic includes some extraneous case types; a “C” footnote indicates that the data are both incomplete and overinclusive. The text of the footnote explains for each court system how the caseload data differ from the report-

ing category recommended in the *State Court Model Statistical Dictionary*. Caseload statistics that are not qualified by a footnote conform to the *Dictionary's* definition.

Case filings and dispositions are also affected by the unit and method of count used by the states, differing subject matter and dollar amount jurisdiction, and different court system structures. Most of these differences are described in the figures found in this volume and are summarized in the court structure chart for each state. The most important differences are reported in summary form in the main caseload tables.

Variations in Reporting Periods

As indicated in Figure A, most states report data by calendar year, others by fiscal year, and a few appellate courts by court term. Therefore, the 12-month period covered in this report is not the same for all courts.

This report reflects court organization and jurisdiction in 1997. Since 1975, new courts have been created at both the appellate and trial level, additional courts report data to the Court Statistics Project, and courts may have merged and/or changed counting or reporting methods. The dollar amount limits of civil jurisdiction in many trial courts also vary. Care is therefore required when comparing 1997 data to previous years. The trend analysis used in this report offers a model for undertaking such comparisons.

Final Note

Comments, corrections, and suggestions are encouraged and can be sent to:

Director, Court Statistics Project
National Center for State Courts
300 Newport Avenue (Zip 23185)
P.O. Box 8798
Williamsburg, VA 23187-8798

Phone: (757) 253-2000
Fax: (757) 220-0449
Internet: bostrom@ncsc.dni.us

Appendix 2: *Sources of 1997*
State Court Caseload Statistics

Sources of 1997 State Court Caseload Statistics

State	Courts of Last Resort	Intermediate Appellate	General Jurisdiction	Limited Jurisdiction
Alabama	Alabama Judicial System Annual Report, 1997	Alabama Judicial System Annual Report, 1997	Unpublished data were provided by the Director, Administrative Office of the Courts.	Unpublished data were provided by the Director, Administrative Office of the Courts.
Alaska	Alaska Court System 1997 Annual Report	Alaska Court System 1997 Annual Report	Alaska Court System 1997 Annual Report	Alaska Court System 1997 Annual Report
Arizona	Unpublished data were provided by the Administrative Office of the Courts.	Unpublished data were provided by the Administrative Office of the Courts.	Data were not available.	Data were not available.
Arkansas	Statistical Supplement to the 1996-1997 Annual Report of the Arkansas Judiciary	Statistical Supplement to the 1996-1997 Annual Report of the Arkansas Judiciary	Statistical Supplement to the 1996-1997 Annual Report of the Arkansas Judiciary	Statistical Supplement to the 1996-1997 Annual Report of the Arkansas Judiciary
California	Unpublished data were provided by the Administrative Office of the Courts.	Unpublished data were provided by the Administrative Office of the Courts.	Judicial Council of California Court Statistics Report, Volume I, 1998	Judicial Council of California Court Statistics Report, Volume I, 1998
Colorado	Colorado Judicial Branch Annual Report FY 1997 Statistical Supplement	Colorado Judicial Branch Annual Report FY 1997 Statistical Supplement	Colorado Judicial Branch FY 1997 Annual Report Statistical Supplement	Colorado Judicial Branch FY 1997 Annual Report Statistical Supplement. Unpublished data were provided by Denver County Court.
Connecticut	Unpublished data were provided by the Clerk of the Supreme Court.	Unpublished data were provided by the Clerk of the Appellate Court.	Unpublished data were provided by the Office of the Chief Court Administrator.	Unpublished data were provided by the Office of the Chief Court Administrator.
Delaware	1997 Annual Report of the Delaware Judiciary	_____	1997 Annual Report of the Delaware Judiciary	1997 Annual Report of the Delaware Judiciary
District of Columbia	District of Columbia Courts Annual Report, 1997. Additional unpublished data were provided by the Office of the Clerk.	_____	District of Columbia Courts Annual Report, 1997. Unpublished data were provided by the Executive Officer.	_____
Florida	Unpublished data were provided by the State Court Administrator and the Clerk of the Supreme Court.	Unpublished data were provided by the State Court Administrator.	Unpublished data were provided by the State Court Administrator.	Unpublished data were provided by the State Court Administrator and the Department of Highways, Safety, and Motor Vehicles.
Georgia	Unpublished data were provided by the Clerk of the Supreme Court.	Unpublished data were provided by the Clerk of the Court of Appeals.	Unpublished data were provided by the State Court Administrator.	Unpublished data were provided by the State Court Administrator.
Hawaii	The Judiciary State of Hawaii: Annual Report July 1, 1996 to June 30, 1997	The Judiciary State of Hawaii: Annual Report July 1, 1996 to June 30, 1997	The Judiciary State of Hawaii: Annual Report July 1, 1996 to June 30, 1997	The Judiciary State of Hawaii: Annual Report July 1, 1996 to June 30, 1997
Idaho	The Idaho Courts Annual Report Appendix, 1997	The Idaho Courts Annual Report Appendix, 1997	The Idaho Courts Annual Report Appendix, 1997	The Idaho Courts Annual Report Appendix, 1997
Illinois	Unpublished data were provided by the Clerk of the Supreme Court.	Unpublished data were provided by the Administrative Director of the Courts.	Unpublished data were provided by the Administrative Director of the Courts.	_____
Indiana	1997 Indiana Judicial Report	1997 Indiana Judicial Report	Unpublished data were provided by the Executive Director, Supreme Court of Indiana.	Unpublished data were provided by the Executive Director, Supreme Court of Indiana.

Sources of 1997 State Court Caseload Statistics

State	Courts of Last Resort	Intermediate Appellate	General Jurisdiction	Limited Jurisdiction
Iowa	Unpublished data were provided by the Appellate Clerk.	Unpublished data were provided by the Appellate Clerk.	Unpublished data were provided by the State Court Administrator.	
Kansas	Annual Report of the Courts of Kansas: 1996-1997 FY	Annual Report of the Courts of Kansas: 1996-1997 FY	Annual Report of the Courts of Kansas: FY 1997	Annual Report of the Kansas Municipal Courts: FY 1997
Kentucky	Unpublished data were provided by the Clerk of the Supreme Court.	Unpublished data were provided by the Clerk of the Court of Appeals.	Unpublished data were provided by the Administrative Director of Courts.	Unpublished data were provided by the Administrative Director of Courts.
Louisiana	Unpublished data were provided by the Clerk of the Supreme Court.	Unpublished data were provided by the Judicial Administrator.	Unpublished data were provided by the Judicial Administrator.	Unpublished data were provided by the Judicial Administrator.
Maine	Maine Judicial Branch Data, FY 1997		Maine Judicial Branch Data, FY 1997	Maine Judicial Branch Data, FY 1997
Maryland	Annual Report of the Maryland Judiciary 1996-1997	Annual Report of the Maryland Judiciary 1996-1997	Annual Report of the Maryland Judiciary 1996-1997. Unpublished data were provided by the Administrative Office of the Courts.	Annual Report of the Maryland Judiciary 1996-1997
Massachusetts	Unpublished data were provided by the Clerk of the Supreme Court.	Unpublished data were provided by the Clerk of the Appeals Court.	FY 1997 Annual Report on the State of the Massachusetts Court System	FY 1997 Annual Report on the State of the Massachusetts Court System
Michigan	Unpublished data were provided by the Clerk of the Supreme Court.	Unpublished data were provided by the Clerk of the Court of Appeals.	Unpublished data were provided by the State Court Administrator.	Unpublished data were provided by the State Court Administrator.
Minnesota	Unpublished data were provided by the State Court Administrator.	Unpublished data were provided by the State Court Administrator.	Unpublished data were provided by the State Court Administrator.	
Mississippi	Unpublished data were provided by the Appellate Court Clerk.	Unpublished data were provided by the Appellate Court Clerk.	Unpublished data were provided by the Director, Administrative Office of the Courts.	Unpublished data were provided by the Director, Administrative Office of the Courts.
Missouri	Unpublished data were provided by the State Court Administrator.	Unpublished data were provided by the State Court Administrator.	Missouri Judicial Report Supplement, FY 1997.	Data were not available.
Montana	Unpublished data were provided by the Clerk of the Supreme Court.		1997 Annual Report of the Montana Judiciary	1997 Annual Report of the Montana Judiciary
Nebraska	The Courts of Nebraska 1997 Annual Caseload Report. Additional unpublished data were provided by the State Court Administrator.	The Courts of Nebraska 1997 Annual Caseload Report.	The Courts of Nebraska 1997 Annual Caseload Report. Additional unpublished data were provided by the Administrative Office of the Courts.	The Courts of Nebraska 1997 Annual Caseload Report. Additional unpublished data were provided by the Administrative Office of the Courts.
Nevada	Unpublished data were provided by the Clerk of the Supreme Court.		Unpublished data were provided by the Administrative Director of Courts.	Data were not available.
New Hampshire	Unpublished data were provided by the Clerk of the Supreme Court.		Unpublished data were provided by the Director, Administrative Office of the Courts.	Unpublished data were provided by the Director, Administrative Office of the Courts.

State	Courts of Last Resort	Intermediate Appellate	General Jurisdiction	Limited Jurisdiction
New Jersey	Unpublished data were provided by the Clerk of the Supreme Court.	Unpublished data were provided by the Clerk of the Appellate Court.	NJ Judiciary: Superior Court Caseload Reference Guide, 1993-1997. Unpublished data were provided by the Administrative Director of Courts.	Unpublished data were provided by the Administrative Director of Courts.
New Mexico	Unpublished data were provided by the Clerk of the Supreme Court.	New Mexico State Courts, 1997 Annual Report	New Mexico State Courts, 1997 Annual Report & Statistical Addendum. Unpublished data were provided by the Administrative Office of the Courts.	New Mexico State Courts, 1997 Annual Report & Statistical Addendum. Unpublished data were provided by the Administrative Office of the Courts.
New York	1997 Annual Report of the Clerk of Court, Court of Appeals of the State of New York. Additional unpublished data were provided by the Clerk.	Unpublished data were provided by the clerks of these courts.	Unpublished data were provided by the Chief Administrator of Courts.	Unpublished data were provided by the Chief Administrator of Courts.
North Carolina	Unpublished data were provided by the Administrative Office of the Courts.	Unpublished data were provided by the Administrative Office of the Courts.	Unpublished data were provided by the Administrative Office of the Courts.	Unpublished data were provided by the Administrative Office of the Courts.
North Dakota	North Dakota Courts Annual Report, 1997. Additional unpublished data were provided by the Clerk.	North Dakota Courts Annual Report, 1997	North Dakota Courts Annual Report, 1997. Unpublished data were provided by the Administrative Office of the Courts.	North Dakota Courts Annual Report, 1997. Unpublished data were provided by the Administrative Office of the Courts.
Ohio	Unpublished data were provided by the Clerk of the Supreme Court.	Ohio Courts Summary, 1997	Unpublished data were provided by the Administrative Director.	Unpublished data were provided by the Administrative Director.
Oklahoma	State of Oklahoma, The Judiciary: Annual Report FY 1997	State of Oklahoma, The Judiciary: Annual Report FY 1997	Unpublished data were provided by the Director, Administrative Office of the Courts.	Data were not available.
Oregon	Unpublished data were provided by the Clerk of the Supreme Court.	Unpublished data were provided by the State Court Administrator.	Unpublished data were provided by the State Court Administrator.	Unpublished data were provided by the State Court Administrator.
Pennsylvania	Unpublished data were provided by the Clerk of the Supreme Court.	Superior Court of Pennsylvania Annual Report, 1997. Additional unpublished data were provided by the clerks of these courts.	Unpublished data were provided by the State Court Administrator.	Unpublished data were provided by the State Court Administrator.
Puerto Rico	Unpublished data were provided by the Office of Courts Administration.	Unpublished data were provided by the Office of Courts Administration.	Unpublished data were provided by the Administrative Director of Courts.	_____
Rhode Island	Unpublished data were provided by the Clerk of the Supreme Court.	_____	Unpublished data were provided by the Administrative Office of the Courts.	Unpublished data were provided by the Administrative Office of the Courts.
South Carolina	Unpublished data were provided by the Clerk of the Supreme Court.	Unpublished data were provided by the Clerk of the Court of Appeals.	Unpublished data were provided by the Director, SC Court Administration.	Unpublished data were provided by the Director, SC Court Administration.
South Dakota	SD Courts, The State of the Judiciary, 1997. Additional unpublished data were provided by the Clerk.	_____	SD Courts, The State of the Judiciary and FY 1997 Annual Report of SD Unified Judicial System	_____

Sources of 1997 State Court Caseload Statistics

State	Courts of Last Resort	Intermediate Appellate	General Jurisdiction	Limited Jurisdiction
Tennessee	Tennessee Judicial Council Annual Report and Statistical Supplement, 1996-1997. Additional unpublished data were provided by the Administrative Office of the Courts.	Tennessee Judicial Council Annual Report and Statistical Supplement, 1996-1997. Additional unpublished data were provided by the Administrative Office of the Courts.	Annual Report of the Tennessee Judiciary, FY 1996-1997. Unpublished data were provided by the Clerks of Probate Court.	State of Tennessee Council of Juvenile and Family Court Judges 1997 Annual Statistical Report.
Texas	Texas Judicial System Annual Report, FY 1997	Texas Judicial System Annual Report, FY 1997	Texas Judicial System Annual Report, FY 1997	Texas Judicial System Annual Report, FY 1997
Utah	Unpublished data were provided by the Clerk of the Supreme Court.	Unpublished data were provided by the Clerk of the Court of Appeals.	Internet: www.courtlink.utcourts.gov	Internet: www.courtlink.utcourts.gov
Vermont	Judicial Statistics, State of Vermont for Year Ending June 30, 1997. Additional unpublished data were provided by the Office of the Court Administrator.		Judicial Statistics, State of Vermont for Year Ending June 30, 1997.	Judicial Statistics, State of Vermont for Year Ending June 30, 1997.
Virginia	Unpublished data were provided by the Office of Court Administration.	Unpublished data were provided by the Office of Court Administration.	Unpublished data were provided by the Supreme Court of Virginia.	Unpublished data were provided by the Supreme Court of Virginia.
Washington	Caseloads of the Courts of Washington 1997	Caseloads of the Courts of Washington 1997	Caseloads of the Courts of Washington 1997	Caseloads of the Courts of Washington 1997
West Virginia	Unpublished data were provided by the Clerk of the Supreme Court.		Unpublished data were provided by the Administrative Office of the Courts.	Unpublished data were provided by the Administrative Office of the Courts.
Wisconsin	Unpublished data were provided by the Clerk of the Supreme Court.	Unpublished data were provided by the Clerk of the Court of Appeals.	Unpublished data were provided by the Director of State Courts.	Unpublished data were provided by the Director of State Courts.
Wyoming	Unpublished data were provided by the state Court Coordinator.		Unpublished data were provided by the Court Coordinator.	Unpublished data were provided by the Court Coordinator.

Appendix 3: *Prototypes of State Appellate Court
and Trial Court Statistical Spreadsheets*

Prototype of State Appellate Court Statistical Spreadsheet

State Name, Court Name
 Court of last resort or intermediate appellate court
 Number of divisions/departments, number of authorized justices/judges
 Total population

	<u>Beginning pending</u>	<u>Filed</u>	<u>Disposed</u>	<u>End pending</u>
MANDATORY JURISDICTION:				
Appeals of final judgments:				
Civil				
Criminal:				
Capital criminal				
Other criminal				
Total criminal				
Juvenile				
Administrative agency				
Unclassified				
Total final judgments				
Other mandatory cases:				
Disciplinary matters				
Original proceedings				
Interlocutory decisions				
Advisory opinions				
Total other mandatory				
Total mandatory cases				
	<u>Filed</u>	<u>Filed Petitions Granted</u>	<u>Disposed</u>	<u>Filed Petitions Granted Disposed</u>
DISCRETIONARY JURISDICTION:				
Petitions of final judgment:				
Civil				
Criminal				
Juvenile				
Administrative agency				
Unclassified				
Total final judgments				
Other discretionary petitions:				
Disciplinary matters				
Original proceedings				
Interlocutory decisions				
Advisory opinions				
Total other discretionary				
Total discretionary cases				
GRAND TOTAL				
OTHER PROCEEDINGS:				
Rehearing/reconsideration requests				
Motions				
Other matters				
Number of supplemental judges/justices				
Number of independent appellate courts at this level				

MANNER OF DISPOSITION

	Predecision disposition (dismissed/ withdrawn/settled)	Opinions		Decision without opinion (memo/order)	Transferred	Other
		Signed opinion	Per curiam opinion			
MANDATORY JURISDICTION:						
Appeals of final judgment						
Civil						
Criminal						
Juvenile						
Administrative agency						
Unclassified						
Other mandatory cases:						
Disciplinary matters						
Original proceedings						
Interlocutory decisions						
Total mandatory jurisdiction cases						
DISCRETIONARY JURISDICTION:						
Petitions of final judgments:						
Civil						
Criminal						
Juvenile						
Administrative agency						
Unclassified						
Other discretionary petitions						
Disciplinary matters						
Original proceedings						
Total discretionary cases						
GRAND TOTAL						

TYPE OF DECISION IN MANDATORY CASES/GRANTED PETITIONS OF FINAL JUDGMENT

	Civil	Criminal	Juvenile	Administrative agency	Other mandatory cases	Total
Opinions:						
Affirmed						
Modified						Reversed
Mixed						
Dismissed						
Other						
Total decisions:						
Affirmed						
Modified						Reversed
Mixed						
Dismissed						
Other						

TYPE OF DECISION IN OTHER DISCRETIONARY PETITIONS

	Petition granted	Petition denied	Other
Other discretionary petitions:			
Disciplinary matters			
Original proceedings			
Total discretionary jurisdiction cases			

Prototype of State Appellate Court Statistical Spreadsheet

TIME INTERVAL DATA (MONTH/DAYS)

	Notice of appeal or ready for hearing			Ready for hearing or under advisement (submitted or oral argument completed)			Under advisement (submitted or oral argument completed) to decision			Notice of appeal to decision		
	Number of cases	Mean	Median	Number of cases	Mean	Median	Number of cases	Mean	Median	Number of cases	Mean	Median
MANDATORY JURISDICTION:												
Appeals of final judgment												
Civil												
Criminal												
Juvenile												
Administrative agency												
Unclassified												
Other mandatory cases												
Disciplinary matters												
Original proceedings												
Interlocutory decisions												
Total mandatory jurisdiction cases												
DISCRETIONARY JURISDICTION:												
Petitions of final judgments												
Civil												
Criminal												
Juvenile												
Administrative agency												
Unclassified												
Other discretionary petitions												
Disciplinary matters												
Original proceedings												
Interlocutory decisions												
Advisory opinions												
Total discretionary jurisdiction cases												
GRAND TOTAL												

AGE OF PENDING CASELOAD (DAYS)

	Not ready for hearing												Submitted or oral argument completed	Average age of pending caseload
	Awaiting court reporter's transcript			Awaiting appellant's brief			Awaiting respondent's brief			Ready for hearing				
	0-60 days	61-120 days	over 120 days	0-60 days	61-120 days	over 120 days	0-60 days	61-120 days	over 120 days	0-60 days	61-120 days	over 120 days		
MANDATORY JURISDICTION:														
Appeals of final judgment														
Civil														
Criminal														
Juvenile														
Administrative agency														
Unclassified														
Other mandatory cases														
Disciplinary matters														
Original proceedings														
Interlocutory decisions														
Total mandatory jurisdiction cases														
DISCRETIONARY JURISDICTION:														
Petitions of final judgments														
Civil														
Criminal														
Juvenile														
Administrative agency														
Unclassified														
Other discretionary petitions														
Disciplinary matters														
Original proceedings														
Interlocutory decisions														
Advisory opinions														
Total discretionary jurisdiction cases														
GRAND TOTAL														

Prototype of State Trial Court Statistical Spreadsheet

State Name, Court Name
 Court of general jurisdiction or court of limited jurisdiction
 Number of circuits or districts, number of judges
 Total population

	Beginning Pending	Filed	Disposed	End Pending
CIVIL:				
Tort:				
Auto tort				
Product liability				
Medical malpractice				
Unclassified tort				
Miscellaneous tort				
Total Tort				
Contract				
Real property rights				
Small claims				
Domestic relations:				
Marriage dissolution				
Support/custody				
Interstate support				
Adoption				
Paternity				
Domestic violence				
Miscellaneous				
Unclassified				
Total domestic relations				
Estate:				
Probate/wills/intestate				
Guardianship/conservatorship/trusteeship				
Miscellaneous estate				
Unclassified estate				
Total estate				
Mental health				
Appeal:				
Appeal of administrative agency case				
Appeal of trial court case				
Total civil appeals				
Miscellaneous civil				
Unclassified civil				
Total civil				
CRIMINAL:				
Felony				
Misdemeanor				
DWI/DUI				
Appeal				
Miscellaneous criminal				
Unclassified criminal				
Total Criminal				
TRAFFIC/OTHER VIOLATION:				
Moving traffic violation				
Ordinance violation				
Parking violation				
Miscellaneous traffic				
Unclassified traffic				
Total traffic/other violation				

	<u>Beginning Pending</u>	<u>Filed</u>	<u>Disposed</u>	<u>End Pending</u>
JUVENILE:				
Criminal-type petition				
Status offense				
Child-victim petition				
Miscellaneous juvenile				
Unclassified juvenile				
Total juvenile				
GRAND TOTAL				
Drug cases				
OTHER PROCEEDINGS:				
Postconviction remedy				
Preliminary hearings				
Sentence review only				
Extraordinary writs				
Total other proceedings				

MANNER OF CIVIL DISPOSITIONS

	<u>Uncontested/ Default</u>	<u>Dismissed</u>	<u>Withdrawn</u>	<u>Settled</u>	<u>Transferred</u>	<u>Arbitration</u>	<u>Total</u>
CIVIL:							
Tort:							
Auto tort							
Product liability							
Medical malpractice							
Unclassified tort							
Miscellaneous tort							
Total Tort							
Contract							
Real property rights							
Small claims							
Domestic relations:							
Marriage dissolution							
Support/custody							
Interstate support							
Adoption							
Paternity							
Domestic violence							
Miscellaneous							
Unclassified							
Total domestic relations							
Estate:							
Probate/wills/intestate							
Guardianship/conservatorship /trusteeship							
Miscellaneous estate							
Unclassified estate							
Total estate							
Mental health							
Appeal:							
Appeal of administrative agency case							
Appeal of trial court case							
Total civil appeals							
Miscellaneous civil							
Unclassified civil							
Total civil							

MANNER OF CRIMINAL DISPOSITIONS AND TYPE OF DECISION

	<u>Felony</u>	<u>Misdemeanor</u>	<u>DWI/DUI</u>	<u>Appeal</u>	<u>Miscellaneous criminal</u>	<u>Total</u>
Jury trial:						
Conviction						
Guilty plea						
Acquittal						
Dismissed						
Nonjury trial:						
Conviction						
Guilty plea						
Acquittal						
Dismissed						
Dismissed/nolle prosequi						
Bail forfeiture						
Bound over						
Transferred						
Other						
Total dispositions						

MANNER OF TRAFFIC/OTHER VIOLATION DISPOSITIONS AND TYPE OF DECISION

	<u>Moving traffic violation</u>	<u>Ordinance violation</u>	<u>Parking violation</u>	<u>Miscellaneous traffic violation</u>	<u>Total</u>
Jury trial:					
Conviction					
Guilty plea					
Acquittal					
Dismissed					
Nonjury trial:					
Conviction					
Guilty plea					
Acquittal					
Dismissed					
Dismissed/nolle prosequi					
Bail forfeiture					
Parking fines					
Transferred					
Other					
Total dispositions					

MANNER OF DISPOSITION: TRIALS

	Trial				Trial		
	Jury	Nonjury	Total		Jury	Nonjury	Total
CIVIL:				CRIMINAL:			
Tort:				Felony			
Auto tort				Misdemeanor			
Product liability				DWI/DUI			
Medical malpractice				Appeal			
Unclassified tort				Miscellaneous criminal			
Miscellaneous tort				Unclassified criminal			
Total Tort				Total criminal			
Contract				TRAFFIC/OTHER VIOLATION:			
Real property rights				Moving traffic violation			
Small claims				Ordinance violation			
Domestic relations:				Parking violation			
Marriage dissolution				Miscellaneous traffic			
Support/custody				Unclassified traffic			
Interstate support				Total traffic/other violation			
Adoption							
Paternity				JUVENILE:			
Domestic violence				Criminal-type petition			
Miscellaneous				Status offense			
Unclassified				Child-victim petition			
Total domestic relations				Miscellaneous juvenile			
Estate:				Unclassified juvenile			
Probate/wills/intestate				Total juvenile			
Guardianship/conservatorship							
/trusteeship				GRAND TOTAL			
Miscellaneous estate							
Unclassified estate							
Total estate							
Mental health							
Appeal:							
Appeal of administrative agency case							
Appeal of trial court case							
Total civil appeals							
Miscellaneous civil							
Unclassified civil							
Total civil							

Prototype of State Trial Court Statistical Spreadsheet

	AGE OF PENDING CASELOAD (DAYS)							Average age of pending cases
	<u>0-30</u> <u>days</u>	<u>31-60</u> <u>days</u>	<u>61-90</u> <u>days</u>	<u>91-180</u> <u>days</u>	<u>181-360</u> <u>days</u>	<u>361-720</u> <u>days</u>	<u>over 720</u> <u>days</u>	
CIVIL:								
Tort:								
Auto tort								
Product liability								
Medical malpractice								
Unclassified tort								
Miscellaneous tort								
Total Tort								
Contract								
Real property rights								
Small claims								
Domestic relations:								
Marriage dissolution								
Support/custody								
Interstate support								
Adoption								
Paternity								
Domestic violence								
Miscellaneous								
Unclassified								
Total domestic relations								
Estate:								
Probate/wills/intestate								
Guardianship/conservatorship/trusteeship								
Miscellaneous estate								
Unclassified estate								
Total estate								
Mental health								
Appeal:								
Appeal of administrative agency case								
Appeal of trial court case								
Total civil appeals								
Miscellaneous civil								
Unclassified civil								
Total civil								

AGE OF PENDING CASELOAD (DAYS)

	<u>0-30</u> <u>days</u>	<u>31-60</u> <u>days</u>	<u>61-90</u> <u>days</u>	<u>91-180</u> <u>days</u>	<u>181-360</u> <u>days</u>	<u>361-720</u> <u>days</u>	<u>over 720</u> <u>days</u>	<u>Average age</u> <u>of pending cases</u>
CRIMINAL:								
Felony								
Misdemeanor								
DWI/DUI								
Appeal								
Miscellaneous criminal								
Unclassified criminal								
Total criminal								
TRAFFIC/OTHER VIOLATION:								
Moving traffic violation								
Ordinance violation								
Parking violation								
Miscellaneous traffic								
Unclassified traffic								
Total traffic/other violation								
JUVENILE:								
Criminal-type petition								
Status offense								
Child-victim petition								
Miscellaneous juvenile								
Unclassified juvenile								
Total juvenile								
GRAND TOTAL								
Drug cases								
OTHER PROCEEDINGS:								
Postconviction remedy								
Preliminary hearings								
Sentence review only								
Extraordinary writs								
Total other proceedings								

Appendix 4: *State Populations*

State Populations

Resident Population, 1997

State or territory	Population (in thousands)		
	1997 Juvenile	1997 Adult	1997 Total
Alabama	1,072	3,247	4,319
Alaska	188	421	609
Arizona	1,278	3,277	4,555
Arkansas	663	1,860	2,523
California	8,952	23,316	32,268
Colorado	1,016	2,877	3,893
Connecticut	792	2,478	3,270
Delaware	178	554	732
District of Columbia	107	422	529
Florida	3,471	11,182	14,654
Georgia	1,988	5,498	7,486
Hawaii	303	884	1,187
Idaho	351	859	1,210
Illinois	3,174	8,722	11,896
Indiana	1,497	4,367	5,864
Iowa	725	2,127	2,852
Kansas	688	1,907	2,595
Kentucky	961	2,947	3,908
Louisiana	1,191	3,161	4,352
Maine	297	945	1,242
Maryland	268	4,826	5,094
Massachusetts	1,452	4,666	6,118
Michigan	2,505	7,269	9,774
Minnesota	1,251	3,435	4,686
Mississippi	753	1,978	2,731
Missouri	1,406	3,996	5,402
Montana	230	649	879
Nebraska	445	1,212	1,657
Nevada	443	1,234	1,677
New Hampshire	296	877	1,173
New Jersey	1,987	6,066	8,053
New Mexico	499	1,231	1,730
New York	4,560	13,577	18,137
North Carolina	1,873	5,552	7,425
North Dakota	165	476	641
Ohio	2,839	8,347	11,186
Oklahoma	878	2,439	3,317
Oregon	811	2,432	3,243
Pennsylvania	2,864	9,156	12,020
Puerto Rico	1,171	2,635	3,806

State Populations

Resident Population, 1997 (continued)

State or territory	Population (in thousands)		
	1997 Juvenile	1997 Adult	1997 Total
Rhode Island	234	753	987
South Carolina	956	2,804	3,760
South Dakota	197	541	738
Tennessee	1,325	4,043	5,368
Texas	5,577	13,862	19,439
Utah	688	1,371	2,059
Vermont	146	443	589
Virginia	1,644	5,090	6,734
Washington	1,455	4,155	5,610
West Virginia	412	1,404	1,816
Wisconsin	1,346	3,824	5,170
Wyoming	132	348	480

Source: U.S. Bureau of the Census, 1998.

Total State Population for Trend Tables, 1988-1997

State or territory	Population (in thousands)									
	1988	1989	1990	1991	1992	1993	1994	1995	1996	1997
Alabama	4,103	4,119	4,041	4,089	4,136	4,187	4,219	4,253	4,273	4,319
Alaska	523	527	550	570	587	599	606	603	607	609
Arizona	3,489	3,557	3,665	3,750	3,832	3,936	4,075	4,218	4,428	4,555
Arkansas	2,394	2,407	2,351	2,372	2,399	2,424	2,453	2,484	2,510	2,523
California	28,315	29,064	29,760	30,380	30,867	31,211	31,431	31,590	31,878	32,268
Colorado	3,301	3,316	3,294	3,377	3,470	3,566	3,656	3,746	3,823	3,893
Connecticut	3,235	3,239	3,287	3,291	3,281	3,277	3,275	3,275	3,274	3,270
Delaware	660	672	666	680	689	700	707	717	725	732
District of Columbia	618	604	607	598	589	578	570	555	543	529
Florida	12,335	12,671	12,938	13,277	13,488	13,679	13,953	14,165	14,400	14,654
Georgia	6,342	6,436	6,478	6,623	6,751	6,917	7,055	7,201	7,353	7,486
Hawaii	1,099	1,112	1,108	1,135	1,160	1,172	1,178	1,187	1,184	1,187
Idaho	1,003	1,014	1,007	1,039	1,067	1,099	1,133	1,163	1,189	1,210
Illinois	11,612	11,658	11,431	11,543	11,631	11,697	11,751	11,830	11,847	11,896
Indiana	5,555	5,593	5,544	5,610	5,622	5,713	5,752	5,803	5,841	5,864
Iowa	2,834	2,838	2,777	2,795	2,812	2,814	2,829	2,842	2,852	2,852
Kansas	2,495	2,513	2,478	2,495	2,523	2,531	2,554	2,566	2,572	2,595
Kentucky	3,726	3,727	3,685	3,713	3,755	3,789	3,827	3,861	3,884	3,908
Louisiana	4,407	4,383	4,220	4,252	4,287	4,295	4,315	4,342	4,351	4,352
Maine	1,205	1,222	1,228	1,235	1,235	1,239	1,241	1,241	1,243	1,242
Maryland	4,624	4,694	4,781	4,860	4,908	4,965	5,006	5,042	5,072	5,094
Massachusetts	5,888	5,912	6,016	5,996	5,988	6,012	6,041	6,074	6,092	6,118
Michigan	9,239	9,274	9,295	9,368	9,437	9,478	9,496	9,549	9,594	9,774
Minnesota	4,307	4,352	4,375	4,432	4,480	4,517	4,567	4,609	4,658	4,686
Mississippi	2,620	2,621	2,573	2,592	2,614	2,643	2,669	2,697	2,716	2,731
Missouri	5,142	5,160	5,117	5,158	5,193	5,234	5,278	5,324	5,359	5,402
Montana	805	805	799	808	824	839	856	870	879	879
Nebraska	1,602	1,611	1,578	1,593	1,606	1,607	1,623	1,637	1,652	1,657
Nevada	1,054	1,109	1,202	1,284	1,327	1,389	1,457	1,531	1,603	1,677
New Hampshire	1,086	1,106	1,109	1,105	1,111	1,125	1,137	1,148	1,162	1,173
New Jersey	7,720	7,736	7,730	7,760	7,789	7,879	7,903	7,946	7,988	8,053
New Mexico	1,506	1,528	1,515	1,548	1,581	1,616	1,653	1,685	1,713	1,730
New York	17,910	17,950	17,990	18,058	18,119	18,197	18,169	18,136	18,185	18,137
North Carolina	6,490	6,570	6,629	6,737	6,843	6,945	7,070	7,195	7,323	7,425
North Dakota	667	661	639	635	636	635	638	641	645	641
Ohio	10,855	10,908	10,847	10,939	11,016	11,091	11,102	11,151	11,173	11,186
Oklahoma	3,241	3,223	3,146	3,175	3,212	3,231	3,258	3,278	3,301	3,317
Oregon	2,766	2,820	2,842	2,922	2,977	3,032	3,086	3,141	3,204	3,243
Pennsylvania	12,001	12,039	11,882	11,961	12,009	12,048	12,053	12,072	12,056	12,020
Puerto Rico	3,294	3,291	3,521	3,522	3,522	3,622	3,686	3,719	3,733	3,806
Rhode Island	993	996	1,003	1,004	1,005	1,000	997	990	990	987
South Carolina	3,471	3,512	3,487	3,560	3,603	3,643	3,664	3,673	3,699	3,760
South Dakota	713	716	696	703	711	715	721	729	732	738
Tennessee	4,896	4,939	4,877	4,953	5,024	5,099	5,175	5,256	5,320	5,368
Texas	16,840	16,991	16,987	17,349	17,656	18,031	18,378	18,724	19,128	19,439
Utah	1,688	1,707	1,723	1,770	1,813	1,860	1,908	1,952	2,000	2,059
Vermont	557	566	563	567	570	576	581	585	589	589
Virginia	6,016	6,097	6,187	6,286	6,377	6,491	6,552	6,619	6,675	6,734
Washington	4,648	4,760	4,867	5,018	5,136	5,255	5,343	5,431	5,533	5,610
West Virginia	1,876	1,857	1,793	1,801	1,812	1,820	1,822	1,828	1,826	1,816
Wisconsin	4,854	4,867	4,892	4,955	5,007	5,038	5,081	5,123	5,160	5,170
Wyoming	479	474	454	460	466	470	476	480	481	480
TOTAL	249,099	251,524	252,230	255,703	258,553	257,904	264,026	266,477	269,018	271,442

Source: U.S. Bureau of the Census, 1998.

State Court Organization 1998

The Bureau of Justice Statistics and the National Center for State Courts announce *State Court Organization, 1998*. Copies will be available from the National Criminal Justice Reference Service during the second half of 1999. The newest edition will cover most of the topics included in the 1993 edition and will cover new topics as well. Notable additions are tables on court automation, specialized courts, the administrative authority of presiding trial court judges, and the processing of domestic violence cases. A tentative table of contents appears below:

- 1. Courts and Judges**
 - 1 Appellate Courts in the United States
 - 2 Appellate Court Judges
 - 3 Trial Courts and Trial Court Judges of the United States
 - 28 Special Calendars in Appellate Courts
 - 29 Limitations on Oral Argument in Appellate Courts
 - 30 Type of Court Hearing Administrative Agency Appeals
- 2. Judicial Selection and Service**
 - 4 Selection of Appellate Court Judges
 - 5 Terms of Appellate Court Judges
 - 6 Qualifications to Serve as an Appellate Court Judge
 - 7 Selection and Terms of Trial Court Judges
 - 8 Qualifications to Serve as a Trial Court Judge
 - 9 Judicial Nominating Commissions
 - 10 Provisions for Mandatory Judicial Education
 - 11 Judicial Performance Evaluation
 - 12 Judicial Discipline: Investigating and Adjudicating Bodies
- 3. The Judicial Branch: Governance, Funding, and Administration**
 - 13 Governance of the Judicial Branch
 - 14 The Rule Making Authority of Courts of Last Resort by Specific Areas
 - 15 Judicial Councils and Conferences: Composition and Function
 - 16 Preparation and Submission of the Judicial Branch Budget
 - 17 Sources of Trial Court Funding and Staffing by Selected Expenditure Items
 - 18 Administrative Office of the Court: Appellate Court Responsibilities and Staffing by Function
 - 19 Administrative Office of the Courts: Trial Court Responsibilities and Staffing by Function
 - 20 Statistical Reporting Requirements
 - 21 Court Automation
- 4. Appellate Courts: Jurisdiction, Staffing, and Procedures**
 - 22 Mandatory and Discretionary Jurisdiction of Appellate Courts
 - 23 Granting of Discretionary Petitions
 - 24 Structure of Panels Reviewing Discretionary Petitions
 - 25 Clerks of Appellate Courts: Numbers and Method of Selection
 - 26 Direct Staff Support to Appellate Court Judges
 - 27 Expediting Procedures in Appellate Courts
- 5. Trial Courts: Administration, Procedures, Specialized Jurisdiction**
 - 31 Authority of Administrative Judges
 - 32 Clerks of Court
 - 33 Trial Court Administrators
 - 34 Specialized Court Jurisdiction: Drug Courts
 - 35 Specialized Court Jurisdiction: Family Courts
 - 36 Specialized Court Jurisdiction: Domestic Violence Courts
 - 37 Provisions for Processing Domestic Violence Cases
 - 38 Tribal Courts
 - 39 Making the Trial Record: Electronic Recording of Trial Proceedings
 - 40 The Use of Cameras in Trial and Appellate Courts
 - 41 The Defense of Insanity: Standards and Procedures
- 6. The Jury**
 - 42 Trial Juries: Qualifications and Source Lists for Juror Service
 - 43 Trial Juries: Exemptions, Excusals, and Fees
 - 44 Trial Juries: Who Conducts Voir Dire and the Allocation of Peremptory Challenges
 - 45 Trial Juries: Size and Verdict Rules
 - 46 Grand Juries: Composition and Functions
- 7. The Sentencing Context**
 - 47 Sentencing Statutes: Key Definitions and Provisions for Sentence Enhancement
 - 48 Jurisdiction for Adjudication and Sentencing of Felony Cases
 - 49 Sentencing Procedures in Capital and Non-Capital Felony Cases
 - 50 The Availability of Intermediate Sanctions
 - 51 Sentencing Commissions and Sentencing Guidelines
 - 52 Collateral Consequences of a Felony Conviction
 - 53 Good Time Accumulation and Parole
- 8. Court Structure Charts**

State Court Organization, 1998, the fourth in a series initiated in 1980, is a joint effort by the Bureau of Justice Statistics, the Conference of State Court Administrators, and the National Center for State Courts.